

Euronext Athens

**Ημερήσιο Δελτίο Συναλλακτικής
Δραστηριότητας**

Daily Official List of Trading Activity



EURONEXT

Disclaimer:

This publication is for information purposes only and is not a recommendation to engage in investment activities. This publication is provided "as is" without representation or warranty of any kind. Whilst all reasonable care has been taken to ensure the accuracy of the content, Euronext does not guarantee its accuracy or completeness. Euronext will not be held liable for any loss or damages of any nature ensuing from using, trusting or acting on information provided. No information set out or referred to in this publication shall form the basis of any contract. The creation of rights and obligations in respect of financial products that are traded on the exchanges operated by Euronext's subsidiaries shall depend solely on the applicable rules of the market operator. All proprietary rights and interest in or connected with this publication shall vest in Euronext. No part of it may be redistributed in any form without the prior written permission of Euronext. Euronext refers to Euronext N.V. and its affiliates. Information regarding trademarks and intellectual property rights of Euronext is located at www.euronext.com/terms-use

©2026, Euronext N.V. – All rights reserved

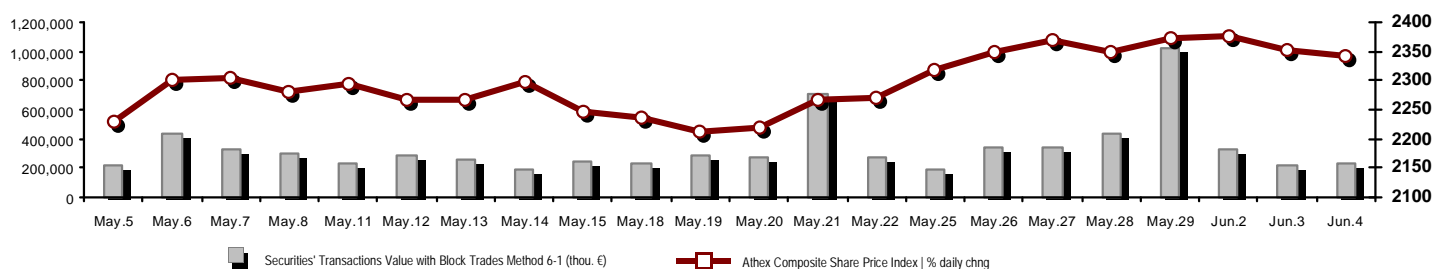
EURONEXT ATHENS HOLDING S.A.

110 Athinon Ave., 10442 Athens, Tel: (210) 33.66.800, Fax: (210) 32.13.938

<https://athens.euronext.com>

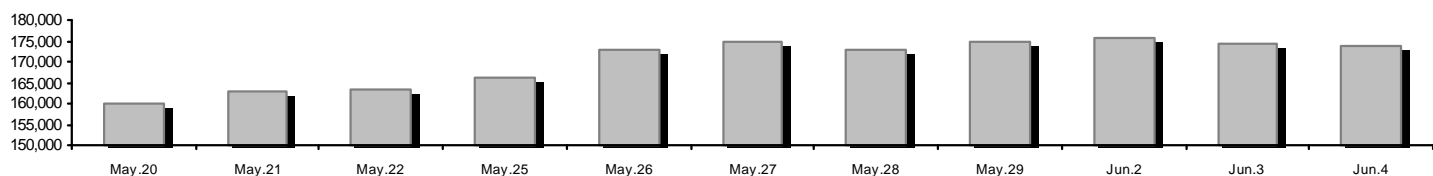
Summary of Markets

Athex Composite Share Price Index vs Shares and Derivatives Transactions Value

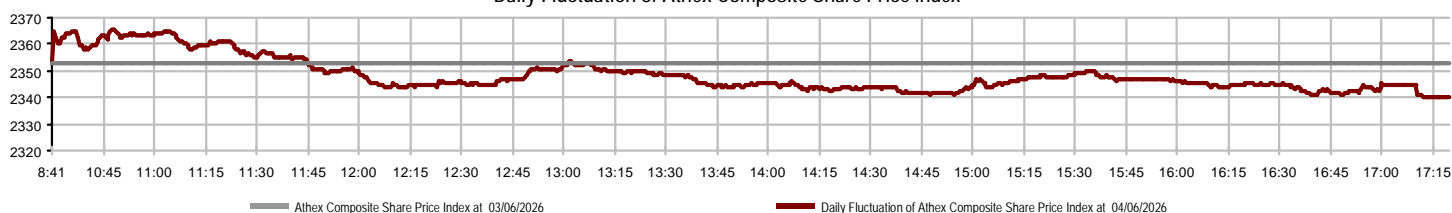


Euronext Athens Capitalisation (mill. €)**:	173,686.88	Derivatives Total Open Interest	2,095,077
Daily change: mill. € %	-681.06 -0.39%	in Index Futures % daily chng	10,299 -0.14%
Yearly Avg Capitalisation: mill. € % chng prev year Avg	156,946.71 22.91%	in Stock Futures % daily chng	2,076,514 7.10%
Athex Composite Share Price Index % daily chng	2,340.49 -0.52%	in Index Options % daily chng	3,265 8.01%
Athex Composite Share Price Index Capitalisation (mill. €)	162,794.74	in Stock Options % daily chng	4,999 0.00%
Daily change (mill. €)	-623.16		
Securities' Transactions Value with Block Trades Method 6-1 (t	238,293.47	Derivatives Contracts Volume:	242,779
Daily change: %	21,661.60 10.00%	Daily change: pieces %	-625,607 -72.04%
YtD Avg Trans. Value: thou. € % chng prev year Avg	346,425.25 60.33%	YtD Avg Derivatives Contracts % chng prev year Avg	80,426 39.68%
Blocks Transactions Value of Method 6-1 (thou. €)	35,229.61	Derivatives Trades Number:	1,971
Blocks Transactions Value of Method 6-2 & 6-3 (thou. €)	0.00	Daily change: number %	76 4.01%
Bonds Transactions Value (thou.€)	1,826.85	YtD Avg Trades number % chng prev year Avg	2,932 32.57%
Securities' Transactions Volume with Block Trades Method 6-1 (tho	33,905.46	Lending Total Open Interest	385,292
Daily change: thou. pieces %	9,832.04 40.84%	Daily change: pieces %	15,034 4.06%
YtD Avg Volume: % chng prev year Avg	51,277.77 23.00%	Lending Volume (Multilateral/Bilateral)	26,979
Blocks Transactions Volume of Method 6-1 (thou. Pieces)	5,769.90	Daily change: pieces %	-794,183
Blocks Transactions Volume of Method 6-2 & 6-3 (thou. Pieces)	0.00	Multilateral Lending	22,479
Bonds Transactions Volume	1,843,000	Bilateral Lending	4,500
Securities' Trades Number with Block Trades Method 6-1	58,371	Lending Trades Number:	24
Daily change: number %	5,063 9.50%	Daily change: %	8
YtD Avg Trades number % chng prev year Avg	74,416 48.51%	Multilateral Lending Trades Number	21
Number of Blocks Method 6-1	29	Bilateral Lending Trades Number	3
Number of Blocks Method 6-2 & 6-3	0		
Number of Bonds Transactions	243		

Euronext Athens Capitalisation (mill. €)**



Daily Fluctuation of Athex Composite Share Price Index



Athex Indices

Index name	04/06/2026	03/06/2026	pts.	%	Min	Max	Year min	Year max	Year change
Athex Composite Share Price Index	2,340.49 €	2,352.75	-12.26	-0.52%	2,340.49	2,365.50	1,998.09	2,407.09	10.36% #
Athex Composite Index Total Return Index	4,656.40 €	4,680.79	-24.39	-0.52%	4,656.40	4,706.16	3,942.63	4,750.19	11.40% #
Athex ESG Index	2,774.83 €	2,792.61	-17.78	-0.64%	2,774.83	2,808.23	2,361.87	2,867.98	10.89% #
ATHEX Small Cap Price Index	2,474.50 €	2,494.17	-19.67	-0.79%	2,469.90	2,494.70	2,193.29	2,627.20	-2.91% €
ATHEX EN.A. Growth Price Index	16,666.40 €	16,915.61	-249.21	-1.47%	16,647.67	16,970.92	16,134.09	20,788.55	-15.76% €
FTSE/Athex Large Cap	5,929.37 €	5,967.94	-38.57	-0.65%	5,929.37	6,002.20	5,057.48	6,153.73	10.81% #
FTSE/Athex Mid Cap Index	3,112.85 #	3,105.67	7.18	0.23%	3,101.02	3,115.79	2,510.28	3,133.45	10.19% #
FTSE/ATHEX High Dividend Yield Index	4,906.25 €	4,921.31	-15.06	-0.31%	4,906.25	4,945.73	4,495.63	5,149.57	-0.73% €
FTSE/Athex Market Index	1,398.67 €	1,408.67	-10.00	-0.71%	1,398.67	1,416.68	1,190.89	1,449.15	10.91% #
FTSE/Athex Banks	2,624.45 €	2,683.83	-59.38	-2.21%	2,624.01	2,706.72	2,143.30	2,859.37	14.41% #
FTSE/ATHEX TECHNOLOGY & TELECOMMUNICAT	7,213.25 €	7,218.93	-5.68	-0.08%	7,198.54	7,225.83	6,027.65	7,324.61	6.47% #
FTSE/ATHEX HEALTH CARE	6,377.86 €	6,438.17	-60.31	-0.94%	6,347.55	6,509.84	4,884.62	6,653.74	25.52% #
FTSE/ATHEX FINANCIAL SERVICES	12,272.74 €	12,548.87	-276.13	-2.20%	12,270.66	12,655.23	10,029.11	13,356.35	14.41% #
FTSE/ATHEX REAL ESTATE	5,406.87 #	5,400.70	6.17	0.11%	5,400.70	5,426.89	5,093.00	5,898.28	-3.73% €
FTSE/ATHEX CONSUMER DISCRETIONARY	4,784.03 #	4,782.95	1.08	0.02%	4,782.95	4,828.02	4,431.51	5,876.98	-18.09% €
FTSE/ATHEX CONSUMER STAPLES	10,170.63 #	10,108.97	61.66	0.61%	10,104.11	10,247.72	8,640.95	10,267.85	15.41% #
FTSE/ATHEX INDUSTRIALS	12,505.68 #	12,466.90	38.78	0.31%	12,453.63	12,565.72	10,051.45	12,776.62	24.42% #
FTSE/ATHEX BASIC MATERIALS	13,786.12 €	13,915.40	-129.28	-0.93%	13,657.45	14,007.87	8,778.94	14,057.83	44.72% #
FTSE/ATHEX ENERGY & UTILITIES	7,553.30 #	7,539.04	14.26	0.19%	7,530.14	7,591.41	6,127.28	7,683.70	9.83% #
Athex All Share Index	533.30 €	535.45	-2.15	-0.40%	533.30	533.30	460.14	542.74	10.12% #
Hellenic Mid & Small Cap Index	3,341.70 €	3,347.03	-5.33	-0.16%	3,332.85	3,361.05	2,761.30	3,363.38	15.42% #
FTSE/Athex Large Cap Total Return	10,713.16 €	10,782.85	-69.69	-0.65%			9,100.35	11,012.64	11.90% #
FTSE/Athex Mid Cap Total Return	4,490.66 #	4,480.30	10.36	0.23%			3,625.91	4,497.38	10.79% #
MSCI GREECE REBASED	9,280.83 €	9,429.72	-148.89	-1.58%	9,280.83	9,501.16	7,755.87	10,138.65	8.37% #
Hellenic Corporate Bond Index	144.96 €	145.07	-0.11	-0.08%			143.28	145.27	0.42% #
Hellenic Corporate Bond Price Index	92.84 €	92.93	-0.08	-0.09%			92.37	93.97	-1.16% €

Note 1: FTSE/Med 100, Hellenic Corporate Bond Price Index and Hellenic Corporate Bond Index closing prices refer to the previous trading day of 02/06/2026.

Note 2: The Hellenic Mid & Small Cap Index is a Customized index calculated by Euronext Athens.

Analytic Figures for Athex Market's Boards and Categories

	Total Traded Securities	Main Market	Surveillance	Exchange Traded Funds (ETFs)
Totals	126	123	2	1
Gain / Lose / Same:	43 / 69 / 14	42 / 68 / 13	1 / 0 / 1	0 / 1 / 0
Euronext Athens Capitalisation (mill. €)	173,686.88	173,678.09	8.79	
Daily Average Trans/ons Value(thou.€)	346,425.25	346,322.80	5.13	407.00
Transactions Value	238,293.47	238,028.83	12.37	252.27
Main Board:	203,063.86	202,799.22	12.37	252.27
Blocks Board 6_2_3:	35,229.61	35,229.61	0.00	0.00
Forced Sales Board:	0.00	0.00	0.00	0.00
Special Terms Board:	0.00	0.00	0.00	0.00
Daily Average Transactions Volume	51,277,772	51,304,836	9,853	7,128
Transactions Volume	33,905,464	33,851,662	49,643	4,159
Main Board:	28,135,567	28,081,765	49,643	4,159
Blocks Board 6_2_3:	5,769,897	5,769,897	0	0
Forced Sales Board:	0	0	0	0
Special Terms Board:	0	0	0	0
Daily Average Number of Trades	74,416	74,259	11	148
Number of Trades	58,371	58,220	22	129
Main Board:	58,342	58,191	22	129
Blocks Board 6_2_3:	29	29	0	0
Forced Sales Board:	0	0	0	0
Special Terms Board:	0	0	0	0

Trading Details by Euronext Athens Sectors and Financial Instruments (ETFs)

Code	Sectors	Gain / Lose / Same	Number of Trades	Transactions Volume	Transactions Value	% of Total Trans. Value
3010	- Banks	1 / 7 / 0	20,444	21,812,018	111,159,044.67	46.65%
5510	- Basic Resources	3 / 9 / 2	1,834	436,767	3,758,930.90	1.58%
5010	- Construction & Materials	6 / 6 / 0	5,674	1,743,954	16,721,492.07	7.02%
4020	- Consumer Products & Services	2 / 0 / 2	99	65,069	35,688.73	0.01%
6010	- Energy	2 / 2 / 0	3,764	400,301	9,227,634.32	3.87%
12000	- Financial Instruments	0 / 1 / 0	129	4,159	252,273.90	0.11%
3020	- Financial Services	2 / 2 / 1	310	30,244	218,045.98	0.09%
4510	- Food Beverage & Tobacco	3 / 1 / 1	454	56,172	1,826,570.75	0.77%
2010	- Health Care	0 / 2 / 0	205	150,951	250,415.30	0.11%
5020	- Industrial Goods & Services	4 / 10 / 4	3,179	803,803	8,811,561.92	3.70%
3030	- Insurance	0 / 2 / 0	129	245,097	520,559.92	0.22%
4030	- Media	1 / 1 / 1	190	109,750	415,121.82	0.17%
4520	- Personal Care, Drug & Grocery Stores	1 / 1 / 0	343	34,543	445,293.32	0.19%
3510	- Real Estate	6 / 5 / 1	1,889	788,527	2,282,343.29	0.96%
4040	- Retail	1 / 8 / 1	2,152	351,086	5,219,520.65	2.19%
1010	- Technology	4 / 6 / 1	1,482	388,758	2,184,788.98	0.92%
1510	- Telecommunications	1 / 1 / 0	2,349	372,828	6,766,042.54	2.84%
4050	- Travel & Leisure	4 / 2 / 0	5,725	3,135,725	17,786,881.86	7.46%
6510	- Utilities	2 / 3 / 0	8,020	2,975,712	50,411,256.43	21.16%

Top 10 best & worst performing Shares

Main Market

With positive Price change	Closing price	change	With negative Price change	Closing price	change
CC HBC AG (CR)	49.9	2.57% #	FRIGOGLASS SA (CR)	0.365	-3.44% ☒
Safe Bulkers, Inc. (CR)	6	2.56% #	INTERWOOD-XYLEMPORIA (CR)	0.265	-3.29% ☒
KRI-KRI S.A. (CR)	28.6	2.33% #	QUALITY & RELIABILITY SA (CR)	1.224	-3.01% ☒
GEK TERNA (CR)	42.7	2.10% #	PIRAEUS BANK (CR)	8.7	-2.99% ☒
TRADE ESTATES REIC (CR)	2.04	1.75% #	CrediaBank (CR)	1.216	-2.72% ☒
IDEAL HOLDINGS (CR)	7.14	1.71% #	NATIONAL BANK (CR)	14.335	-2.52% ☒
Allwyn AG (CR)	13.38	1.59% #	ALPHA BANK (CR)	3.7	-2.50% ☒
IKTINOS HELLAS SA (CR)	0.364	1.53% #	MIG (CR)	3.19	-2.45% ☒
ELLAKTOR (CR)	1.472	1.38% #	REVOIL (CR)	1.63	-2.39% ☒
EURONEXT ATHENS (CR)	7.5	1.35% #	ALUMIL (CR)	5.72	-2.39% ☒
With the highest Transactions Value	Value (thou. €)	change	With the highest Transactions Volume	Volume	change
PPC (CR)	39,413.37	0.47% #	EUROBANK (CR)	7,465,751	-1.80% ☒
PIRAEUS BANK (CR)	31,169.64	-2.99% ☒	CrediaBank (CR)	4,687,487	-2.72% ☒
EUROBANK (CR)	28,748.63	-1.80% ☒	ALPHA BANK (CR)	3,900,593	-2.50% ☒
NATIONAL BANK (CR)	28,561.94	-2.52% ☒	PIRAEUS BANK (CR)	3,543,142	-2.99% ☒
ALPHA BANK (CR)	14,558.87	-2.50% ☒	NATIONAL BANK (CR)	1,976,812	-2.52% ☒
Allwyn AG (CR)	14,457.89	1.59% #	PPC (CR)	1,844,481	0.47% #
GEK TERNA (CR)	8,279.66	2.10% #	BALLY'S INTRALOT (CR)	1,689,369	0.42% #
MOTOR OIL (CR)	7,268.84	0.76% #	Allwyn AG (CR)	1,077,859	1.59% #
OTE (CR)	6,757.44	-0.27% ☒	ADMIE (IPTO) HOLDING S.A. (CR)	822,865	0.38% #
METLEN PLC (CR)	6,305.32	-0.05% ☒	AVAX S.A. (CR)	591,043	-1.94% ☒

Note: Stocks that are not included in the "Under Supervision" category, and the transactions value is more than 10,000 €.

Derivatives Summary

	Number of Trades	Volume	Open Interest
Index Futures	94	362	10,299
FTSE/Athex Banks	1	20	3,274
FTSE/Athex Large Cap	93	342	7,025
MSCI GREECE REBASED	0	0	0
Stock Futures	1,852	242,056	2,076,514
ADMIE (IPTO) HOLDING S.A. (CR)	30	224	6,784
AEGEAN AIRLINES (CR)	55	408	3,247
AKTOR S.A. HOLDING CO. (CR)	33	1,256	104,552
Allwyn AG (CR)	156	653	13,333
ALPHA BANK (CR)	309	6,820	57,595
ATHENS INTL AIRPORT (CR)	7	38	324
AUTOHELLAS SA (CR)	0	0	123
AVAX S.A. (CR)	29	116	2,333
BALLY'S INTRALOT (CR)	112	219,096	1,548,649
BANK OF CYPRUS (CR)	3	12	1,091
CC HBC AG (CR)	4	4	388
CENERGY HOLDINGS (CB)	9	37	2,982
CrediaBank (CR)	91	3,380	100,011
ELLAKTOR (CR)	18	195	1,498
ELVALHALCOR (CR)	45	226	3,694
EUROBANK (CR)	122	3,727	48,622
EURONEXT ATHENS (CR)	0	0	290
EYDAP S.A. (CR)	5	20	13,002
FOURLIS (CR)	25	142	3,201
GEK TERNA (CR)	39	195	5,268
HELLENIQ ENERGY (CR)	12	38	4,209
INTRACOM HOLDINGS (CR)	48	252	14,796
JUMBO SA (CR)	33	100	6,904
LAMDA DEVELOPMENT SA (CR)	86	344	29,252
METLEN PLC (CR)	77	246	16,343
MIG (CR)	1	2	219
MOTOR OIL (CR)	12	18	437
NATIONAL BANK (CR)	131	611	15,616
OPTIMA BANK (CR)	2	2	466
OTE (CR)	0	0	876
P.P.A. S.A. (CR)	1	1	41
PIRAEUS BANK (CR)	256	3,461	48,421
PPC (CR)	73	313	17,790
QUEST HOLDINGS (CR)	6	8	213
TITAN (CB)	1	2	1,402
VIOHALCO SA/NV (CB)	21	109	2,542
Index Options	19	284	3,265
FTSE/Athex Large Cap	19	284	3,265
Stock Options	6	77	4,999
Allwyn AG (CR)	0	0	175
ALPHA BANK (CR)	0	0	2,070
NATIONAL BANK (CR)	0	0	321
OTE (CR)	4	60	408
PIRAEUS BANK (CR)	0	0	985
PPC (CR)	2	17	1,040
Total Derivatives Traded	1,971	242,779	2,095,077

Number of Outstanding Securities	Nominal Value	Dividends [1]			Date of Last Coupon		Note	Shares	Closing price	% change	Previous closing price/date	Open price	Price min	Price max	Last price	Avg price	Last Bid [7]	Last Ask [7]	P/E after tax	Year	Volume	Trades	Transactions Value[8]	Company Mkt Value (thou. €)	Year low	Year high	Sector[4]	
2023	2024	2025	Dividend [2]	Right																								
806,782,473	0.300	1.6123	1.4029	0.5	08/04/2026	25/06/2024	---	Allwyn AG (CR)	13.38	1.59 #	13.17	03/06/2026	13.36	13.23	13.57	13.38	13.414	7754@13.38	12485@13.43	---	---	1,077,859	4,167	14,457,887.03	030,794,749.49	11.66	19.0367	40501020
2,315,261,358	0.290	0.026	0.0303	0.0485	01/12/2025	18/04/2017	---	ALPHA BANK (CR)	3.7	-2.50 €	3.795	03/06/2026	3.826	3.7	3.837	3.7	3.732	5534@3.70	680@3.70	---	---	3,900,593	3,717	14,558,871.42	8,566,467.02	2.95	4.489	30101010
58,492,542	1.00	---	0.1	---	23/06/2025	27/01/2025	---	ALTER EGO MEDIA (CR)	5.39	0.37 #	5.37	03/06/2026	5.39	5.3	5.42	5.39	5.374	100@5.32	30@5.39	---	---	74,320	129	399,387.02	315,274.80	4.88	6.425	40301035
36,353,868	1.00	0.1	0.11	---	01/07/2025	21/08/2023	---	AUSTRIACARD (CB)	9.68	0.10 #	9.67	03/06/2026	9.63	9.62	9.69	9.68	9.666	6684@9.67	557@9.68	---	---	41,999	127	405,980.46	351,905.44	6.04	9.76	10101010
48,624,764	0.080	0.7	0.85	0.85	24/04/2026	05/12/2022	---	AUTOHELLAS SA (CR)	10.88	-1.27 €	11.02	03/06/2026	11.16	10.88	11.16	10.88	10.955	98@10.86	125@10.90	---	---	6,235	114	68,303.20	529,037.43	10.54	13.44	40401030
1,867,802,694	0.300	---	---	---	30/05/2013	10/10/2023	---	BALLY'S INTRALOT (CR)	1.185	0.42 #	1.18	03/06/2026	1.175	1.173	1.185	1.185	1.181	3050@1.18	2239@1.19	---	---	1,689,369	504	1,994,964.04	2,213,346.19	0.822	1.194	40501020
435,962,305	0.100	---	0.48	0.7	25/05/2026	23/09/2024	---	BANK OF CYPRUS (CR)	9.45	-0.32 €	9.48	03/06/2026	9.52	9.4	9.52	9.45	9.436	843@9.42	330@9.46	---	---	147,481	549	1,391,626.03	4,119,843.78	7.94	9.975	30101010
212,384,903	0.08	0.14	---	---	24/06/2025	07/12/2016	---	CENERGY HOLDINGS (CB)	24.84	-0.48 €	24.96	03/06/2026	24.68	24.62	25.22	24.84	24.893	56@24.82	444@24.84	---	2025	205,380	1,419	5,112,456.42	5,275,640.99	15.12	26.3	50202010
373,239,562	6.70	0.93	1.03	1.2	14/05/2026	29/04/2013	---	CC HBC AG (CR)	49.9	2.57 #	48.65	03/06/2026	48.75	48.65	49.95	49.9	49.338	1926@49.80	2@49.95	---	---	15,007	145	740,410,358	624,654.14	42.5	55.75	45101020
1,993,012,407	0.050	---	---	---	04/06/2008	16/10/2024	---	CrediaBank (CR)	1.216	-2.72 €	1.25	03/06/2026	1.254	1.216	1.266	1.216	1.234	7597@1.21	30000@1.22	---	---	4,687,487	2,179	5,784,718.86	2,423,503.09	0.871	1.722	30101010
3,631,510,801	0.220	0.0933	0.105	0.0468	06/11/2025	20/05/2019	---	EUROBANK (CR)	3.83	-1.80 €	3.9	03/06/2026	3.934	3.827	3.94	3.83	3.851	13300@3.83	162831@3.84	---	---	7,465,751	2,837	28,748,628.26	3,908,686.37	3.162	4.392	30101010
51,889,670	1.00	0.12	0.15	---	27/06/2025	23/07/2019	---	FOURLIS (CR)	4.32	-0.23 €	4.33	03/06/2026	4.315	4.3	4.355	4.32	4.323	30@4.31	201@4.32	---	---	43,562	287	188,297.10	224,163.37	4.04	4.98	40401010
305,635,185	2.18	0.9	0.75	0.2	19/01/2026	01/10/2003	---	HELLENIO ENERGY (CR)	10.3	-2.28 €	10.54	03/06/2026	10.54	10.3	10.68	10.3	10.499	180@10.28	129@10.31	---	---	180,740	923	1,897,502.10	3,148,042.41	8.4	10.68	60101020
83,600,000	0.690	0.0504	0.1209	---	22/09/2025	02/07/2024	---	INTRACOM HOLDINGS (CR)	3.665	-0.27 €	3.675	03/06/2026	3.65	3.635	3.69	3.665	3.651	150@3.66	1219@3.67	---	---	78,238	351	285,633.71	306,394.00	2.685	3.87	10101010
134,365,561	0.880	1.4726	0.5063	---	23/03/2026	05/03/2014	---	JUMBO SA (CR)	22.84	-1.04 €	23.08	03/06/2026	23.1	22.84	23.34	22.84	22.968	2243@22.82	199@22.88	---	---	204,454	1,460	4,695,933.42	3,068,909.41	21.22	28.7	40401010
176,736,715	0.300	---	---	---	30/05/2007	27/11/2019	---	LAMDA DEVELOPMENT SA (CR)	6.19	0.49 #	6.16	03/06/2026	6.2	6.17	6.245	6.19	6.205	104@6.19	1045@6.20	---	---	193,570	900	1,201,177.03	1,094,000.27	5.85	7.76	35101010
169,043,561	0.300	---	0.02	---	17/07/2025	28/11/2022	---	LAVIPHARM SA (CR)	1.582	-1.13 €	1.6	03/06/2026	1.584	1.564	1.634	1.582	1.593	10218@1.58	10@1.63	---	---	89,979	140	143,299.88	267,426.91	0.937	1.738	20103015
143,022,980	1.00	---	---	---	04/08/2025	---	---	METLEN PLC (CR)	40.76	-0.05 €	40.78	03/06/2026	41	40.54	41.08	40.76	40.728	2000@40.70	309@40.76	---	---	154,817	2,228	6,305,320.82	5,829,616.66	31.9	47.68	65102000
126,502,434	0.500	0.0304	0.0302	0.0603	03/06/2026	28/07/2021	---	PREMIA (CR)	1.35	-1.60 €	1.372	03/06/2026	1.38	1.348	1.38	1.35	1.365	5458@1.35	1550@1.36	---	---	59,643	147	81,388.19	170,778.29	1.236	1.49	35102000
24,823,934	0.230	0.049	0.0647	---	01/07/2025	08/06/2022	---	PROFILE SA (CR)	7.43	-0.54 €	7.47	03/06/2026	7.45	7.33	7.48	7.43	7.402	20@7.38	100@7.44	---	---	27,631	114	204,532.39	184,441.83	6	8.12	10101010
70,029,804	1.00	---	---	---	15/05/2025	---	---	QUALCO GROUP (CR)	5.87	---	5.87	03/06/2026	5.87	5.79	5.93	5.87	5.856	405@5.82	196@5.87	---	---	44,013	120	257,740.60	411,074.95	5.08	6.73	10101015
35,377,749	0.280	---	---	---	18/07/2005	22/12/2025	---	QUALITY & RELIABILITY SA (CR)	1.224	-3.01 €	1.262	03/06/2026	1.27	1.212	1.27	1.224	1.232	100@1.21	428@1.22	---	---	59,660	118	73,521.22	43,302.36	1	1.43	10101010
101,826,580	0.001	---	---	---	02/06/2026	---	---	Safe Bulkers, Inc. (CR)	6	2.56 #	5.85	03/06/2026	5.85	5.7	6	6	5.921	178@5.75	47@6.00	---	---	79,491	178	470,628.10	610,959.48	5.7	6.9	50206030
78,325,475	0.85	3	---	---	30/06/2025	23/07/2019	---	TITAN (CB)	49.3	-1.40 €	50	03/06/2026	50	49.3	50.3	49.3	49.772	156@49.20	144@49.50	---	---	53,023	731	2,639,068.88	3,861,445.92	42.6	59	50101030
259,189,761	0.12	0.16	---	---	24/06/2025	26/02/2016	---	VIOHALCO SA/NV (CB)	20.9	---	20.9	03/06/2026	20.9	20.45	21.25	20.9	20.678	280@20.85	454@20.90	---	---	105,583	655	2,183,198.00	5,417,066.00	11.4	21.35	55102015
148,321,516	0.300	0.03	0.07	---	02/09/2025	22/01/2020	---	AVAX S.A. (CR)	3.54	-1.94 €	3.61	03/06/2026	3.55	3.49	3.59	3.54	3.547	666@3.52	3937@3.54	---	---	591,043	934	2,096,163.31	525,058.17	2.79	3.735	50101010
232,000,000	2.12	0.0582	0.1207	0.1207	25/09/2025	19/06/2017	---	ADMIE (IPTO) HOLDING S.A. (CR)	4	0.38 #	3.985	03/06/2026	4	3.965	4.035	4	4.002	20000@4.00	2537@4.01	---	2025	822,865	759	3,293,222.21	928,000.00	2.76	4.1	65101015
90,167,100	0.500	0.7515	0.8041	0.903	28/04/2026	24/05/2021	---	AEGEAN AIRLINES (CR)	12.12	-1.62 €	12.32	03/06/2026	12.15	12.08	12.36	12.12	12.143	3828@12.12	35@12.16	---	---	79,179	709	961,506.43	1,092,825.25	10.8	15.36	40501010
204,002,463	0.300	---	---	---	12/08/2008	07/01/2025	---	AKTOR S.A. HOLDING CO. (CR)	10.14	0.40 #	10.1	03/06/2026	10.1	9.97	10.14	10.14	10.052	2104@10.12	1154@10.14	---	---	253,698	642	2,550,098.47	2,068,584.97	9.25	11.7	50101010
103,423,291	0.570	---	0.4134	---	25/06/2025	28/08/2024	---	GEK TERNA (CR)	42.7	2.10 #	41.82	03/06/2026	42.46	41.96	42.74	42.7	42.37	139@42.68	3684@42.70	---	---	195,412	2,319	8,279,660.98	4,416,174.53	25.28	43.44	50101010
597,396,677	2.48	0.25	0.4	---	21/07/2025	12/12/2001	---	PPC (CR)	21.34	0.47 #	21.24	03/06/2026	21.38	21.18	21.48	21.34	21.368	4211@21.34	3027@21.36	---	---	1,844,481	4,546	39,413,369.52	12,748,445.09	16.28	22.5	65101015
318,197,905	1.00	0.33	0.7862	0.6621	22/04/2026	07/02/2024	---	ATHENS INTL AIRPORT (CR)	10.18	---	10.18	03/06/2026	10.3	10.11	10.33	10.18	10.228	200@10.15	15@10.19	---	2025	229,450	511	2,346,822.40	3,239,253.65	9.6705	11.9882	50206060
914,715,153	1.00	0.3643	0.4442	0.221	10/11/2025	29/08/2018	---	NATIONAL BANK (CR)	14.335	-2.52 €	14.705	03/06/2026	14.885	14.335	14.885	14.335	14.448	1125@14.33	350@14.40	---	---	1,976,812	5,154	28,561,943.81	3,112,441.72	12.06	16.005	30101010
27,728,682	0.260	(0.06)	0.065	---	14/07/2025	24/07/2024	---	EKTER SA (CR)	5.05	1.00 #	5	03/06/2026	5.06	4.95	5.06	5.05	5.018	500@5.00	6999@5.06	---	---	121,426	283	609,334.41	140,029.84	3.28	5.06	50101010
375,241,586	0.390	0.04	0.0901	---	26/06/2025	14/07/2006	---	ELVALHALCOR (CR)	5.15	-2.09 €	5.26	03/0																

Number of Outstanding Securities	Nominal Value	Dividends [1]			Date of Last Coupon		Note	Shares	Closing price	% change	Previous closing price/date	Open price	Price min	Price max	Last price	Avg price	Last Bid [7]	Last Ask [7]	P/E after tax	Year	Volume	Trades	Transactions Value[8]	Company Mkt Value (thou. €)	Year low	Year high	Sector[4]	
2023	2024	2025	Dividend [2]	Right																								
403,853,127	2.83	0.7216	0.8434	---	22/12/2025	18/06/1998	---	OTE (CR)	18.15	-0.27	€ 18.2	03/06/2026	18.2	18.13	18.21	18.15	18.19	586@18.15	20@18.22	---	---	371,500	2,337	6,757,435.86	7,329,934.26	15.38	18.87	15102015
63,700,000	0.780	0.2313	0.3139	0.3952	04/05/2026	13/06/2018	---	GR. SARANTIS S.A. (CR)	15.06	-2.21	€ 15.4	03/06/2026	15.36	14.94	15.5	15.06	15.231	2000@15.04	100@15.30	---	---	27,711	296	422,055.98	959,322.00	12.92	15.82	45201020
221,322,426	1.15	(0.1467)	(0.19)	---	23/06/2025	09/07/2025	---	OPTIMA BANK (CR)	10.18	-0.78	€ 10.26	03/06/2026	10.5	10.16	10.5	10.18	10.29	123@10.17	322@10.18	---	---	88,576	568	911,483.47	2,253,062.30	7.59	10.95	30101010
1,235,953,028	0.930	0.0632	---	---	10/07/2024	03/06/2025	---	PIRAEUS BANK (CR)	8.7	-2.99	€ 8.968	03/06/2026	8.99	8.7	9.05	8.7	8.797	1738@8.70	1000@8.74	---	---	3,543,142	5,413	31,169,643.670	752,791.34	6.53	9.26	30101010
Main Market - Medium Liquidity Class																												
13,126,020	0.660	0.1376	0.1713	---	16/12/2025	04/09/2020	---	AS COMPANY SA (CR)	4.7	-0.95	€ 4.745	03/06/2026	4.75	4.7	4.75	4.7	4.721	650@4.69	400@4.74	---	---	13,769	43	65,007.89	61,692.29	3.62	4.9	40401030
14,000,000	1.95	0.26	0.5	---	24/06/2025	26/03/2024	---	ALPHA REAL ESTATE (CR)	7.5	0.81	# 7.44	03/06/2026	7.46	7.46	7.52	7.5	7.495	1000@7.48	198@7.52	---	---	4,213	42	31,577.36	105,000.00	6.94	7.58	35101015
3,150,744	0.360	0.563	0.5842	---	27/05/2025	02/06/2020	---	ALPHA TRUST HOLDINGS (CR)	19.95	---	~ 19.95	03/06/2026	19.95	19.95	19.95	19.95	19.95	200@19.85	874@19.95	---	---	800	4	15,960.00	62,857.34	11.9	20	30202010
243,164,193	0.300	0.07	0.07	---	12/09/2025	05/12/2023	---	ATTICA HOLDINGS (CR)	1.63	0.25	# 1.626	03/06/2026	1.612	1.602	1.632	1.63	1.625	250@1.62	84@1.63	---	---	7,601	37	12,352.96	396,357.63	1.5	2.06	40501015
178,157,803	0.040	---	---	---	01/07/2008	21/02/2020	---	AVE (CR)	0.44	-0.45	€ 0.442	03/06/2026	0.447	0.431	0.447	0.44	0.441	200@0.437	899@0.440	---	---	35,308	53	15,583.34	78,389.43	0.421	0.49	40301010
48,175,778	2.10	---	0.135	0.2	06/05/2026	27/12/2024	---	BRIQ PROPERTIES (CR)	3.02	-1.95	€ 3.08	03/06/2026	3.1	3.02	3.1	3.02	3.066	50@2.91	984@3.07	---	---	15,209	35	46,636.23	145,490.85	2.8604	3.1604	35102000
101,123,806	0.360	---	---	---	22/07/2010	28/06/2011	---	CENTRIC HOLDINGS (CR)	0.295	1.03	# 0.292	03/06/2026	0.299	0.295	0.303	0.295	0.296	2300@0.295	740@0.299	---	---	49,570	46	14,690.47	29,831.52	0.276	0.42	40203040
784,500	10.00	0.5008	0.4	0.3	02/06/2026	31/07/2018	---	CNL CAPITAL (CR)	6.8	-1.45	€ 6.9	03/06/2026	6.9	6.8	6.9	6.8	6.822	277@6.80	180@6.90	---	2025	543	5	3,704.40	5,334.60	6.3	7.6	30202010
10,567,700	0.300	---	---	---	06/10/2005	13/02/2002	---	CPI SA (CR)	0.522	---	~ 0.522	03/06/2026	---	---	---	---	---	600@0.506	669@0.520	---	---	---	---	---	5,516.34	0.442	0.646	10102030
18,680,300	0.050	---	---	---	06/07/2022	---	---	DIMAND (CR)	13.05	0.38	# 13	03/06/2026	13.05	12.95	13.1	13.05	13.029	200@12.95	226@13.10	---	---	5,085	30	66,254.35	243,777.92	10.95	13.5	35101010
15,583,480	0.100	---	0.04	---	07/07/2025	02/02/2026	---	E.I.N.S. (CR)	1.86	-1.59	€ 1.89	03/06/2026	1.908	1.85	1.91	1.86	1.87	60@1.85	1364@1.88	---	---	43,701	148	81,699.42	28,985.27	1.38	2.115	50205020
60,348,000	0.420	0.2504	0.3025	---	23/06/2025	04/08/2021	---	EURONEXT ATHENS (CR)	7.5	1.35	# 7.4	03/06/2026	7.4	7.4	7.5	7.5	7.449	1468@7.40	3285@7.50	---	---	9,304	110	69,304.53	452,610.00	5.72	7.5	30202015
121,168,897	0.040	---	---	---	07/07/2010	16/01/2024	5160	FRIGOGLASS SA (CR)	0.365	-3.44	€ 0.378	03/06/2026	0.37	0.342	0.37	0.365	0.354	5000@0.351	700@0.365	---	2024	74,811	81	26,468.05	44,226.65	0.291	0.5	50204000
56,003,921	1.55	---	---	---	30/08/1993	29/01/2026	---	IDEAL HOLDINGS (CR)	7.14	1.71	# 7.02	03/06/2026	7.02	6.98	7.14	7.14	7.071	500@7.13	6771@7.14	---	---	68,190	346	482,169.47	399,868.00	5.3	7.14	10102030
4,740,000	0.860	---	---	---	14/03/2003	---	---	LOGISMOS S.A. (CR)	2.06	-0.96	€ 2.08	03/06/2026	2.06	2.06	2.06	2.06	2.06	80@2.02	588@2.08	---	2025	740	4	1,524.40	9,764.40	1.96	2.58	10101015
17,120,280	0.940	0.12	0.3	---	26/05/2025	26/06/2023	---	LOULIS FOOD (CR)	3.88	-0.51	€ 3.9	03/06/2026	3.89	3.86	3.9	3.89	3.886	200@3.79	300@3.89	---	---	3,644	22	14,159.14	66,426.69	3.42	4.1	45102020
4,419,616	1.58	0.06	0.13	---	07/07/2025	04/03/2015	---	MEDICON S.A (CR)	2.86	---	~ 2.86	03/06/2026	---	---	---	---	---	40@2.80	1000@2.86	---	---	---	---	---	12,640.10	2.32	2.96	20102010
468,700	2.8	2.4	---	---	12/06/2025	21/05/2004	---	MERMEREN KOMB. A.D. PR. (GDR)	32	-3.03	€ 33	03/06/2026	33	31.4	33	31.4	32.059	6@31.20	56@32.00	---	2025	170	6	5,450.00	14,998.40	30	36.2	55102000
10,500,000	0.950	0.15	0.25	---	04/07/2025	21/07/2023	---	MEVACO SA (CR)	8.62	-0.46	€ 8.66	03/06/2026	8.66	8.4	8.7	8.62	8.636	40@8.46	216@8.62	---	2025	1,536	11	13,265.30	90,510.00	8.2	9.85	55102015
31,400,000	0.400	---	---	---	26/04/2007	10/05/2023	---	MIG (CR)	3.19	-2.45	€ 3.27	03/06/2026	3.27	3.19	3.27	3.19	3.251	63@3.19	220@3.22	---	---	6,464	113	21,014.63	100,166.00	2.82	3.85	30202000
153,908,095	0.870	0.0229	0.0248	0.0303	15/05/2026	02/08/2024	---	ORILINA PROPERTIES REIC (CR)	0.85	0.47	# 0.846	03/06/2026	0.848	0.84	0.85	0.85	0.848	2500@0.846	1000@0.852	---	---	22,760	69	19,296.68	130,821.88	0.77	0.888	35102000
14,101,683	0.100	0.0526	0.1091	0.1423	02/06/2026	02/11/2021	---	PERFORMANCE TECHNOLOGIES (CR)	9.22	0.22	# 9.2	03/06/2026	9.15	9.14	9.24	9.22	9.196	100@9.12	195@9.24	---	---	5,227	18	48,068.98	130,017.52	6.62	9.75	10101010
107,222,688	0.440	0.22	0.3	---	23/06/2025	16/03/2022	---	QUEST HOLDINGS (CR)	7.56	-1.18	€ 7.65	03/06/2026	7.65	7.56	7.7	7.56	7.641	1278@7.56	700@7.64	---	---	29,966	172	228,978.36	810,603.52	6.07	7.77	10101010
30,703,824	0.400	0.04	0.0509	---	19/08/2025	06/08/2021	---	REAL CONSULTING (CR)	6.72	-1.18	€ 6.8	03/06/2026	6.82	6.66	6.82	6.72	6.714	83@6.66	2613@6.70	---	---	22,760	58	152,808.96	206,329.70	4.95	6.98	10101010
6,456,530	1.08	0.16	0.15	---	21/07/2025	02/08/2010	---	SPACE HELLAS SA (CR)	6.5	0.93	# 6.44	03/06/2026	6.5	6.4	6.52	6.5	6.481	2@6.42	422@6.50	---	---	1,328	12	8,606.68	41,967.45	5.92	8.48	15101010
121,750,863	1.60	0.08	0.1	0.0651	30/12/2025	10/11/2023	---	TRADE ESTATES REIC (CR)	2.04	1.75	# 2.005	03/06/2026	2.015	2.015	2.05	2.04	2.033	10060@2.04	133@2.05	---	---	93,222	65	189,520.81	248,371.76	1.81	2.085	35102045
17,513,933	0.300	---	---	---	16/11/1992	09/10/2025	---	UNIBIOS (CR)	2.49	---	~ 2.49	03/06/2026	2.495	2.43	2.54	2.49	2.467	20@2.46	200@2.51	---	---	30,183	164	74,467.21	43,609.69	2.13	2.97	50204000
37,975,800	0.600	---	---	---	10/09/2019	01/04/2026	---	YIKNOT (CR)	1.255	-1.57	€ 1.275	03/06/2026	1.285	1.24	1.285	1.255	1.261	2388@1.26	3000@1.27	---	---	281,607	303	355,108.80	47,659.63	0.7326	1.7394	40501015
32,413,681	0.370	---	---	---	15/07/2009	11/05/2000	---	ALUMIL (CR)	5.72	-2.39	€ 5.86	03/06/2026	5.84	5.72	5.89	5.72	5.799	89@5.72	200@5.82	---	---	17,984	99	104,295.38	185,406.26	5	6.88	55102035
3,734,164	3.44	0.4954	0.5896	0.4204	25/05/2026	19/07/2022	---	ANDROMEDA SA (CR)	8.32	1.22	# 8.22	03/06/2026	8.22	8.14	8.32	8.32	8.228	110@8.16	500@8.34	---	2025	13,133	78	108,062.42	31,068.24	7.58	10.8	30204000
23,986,500	1.00	---	---	---	26/06/2009	25/08/2025	---	BIOKARPET S.A.(CR)	1.618	-0.98	€ 1.634	03/06/2026	1.63	1.604	1.63	1.618	1.617	1716@1.60	99@1.62	---	---	10,729	46	17,348.72	38,810.16	1.45	2.06	50101035
6,325,000	0.600	0.145	0.07	---	28/07/2025	17/02/2014	---	VOYATZOGLOU (CR)	2.04	0.99	# 2.02	03/06/2026	2.04	2	2.06	2.05	2.017	300@2.00										

Daily Official List

Year: 147 Trading Day No: 101

Section 2: Analytic Figures of Shares Transactions

Thursday, 4 June, 2026

Number of Outstanding Securities	Nominal Value	Dividends [1]			Date of Last Coupon		Note	Shares	Closing price	% change	Previous closing price/date	Open price	Price min	Price max	Last price	Avg price	Last Bid [7]	Last Ask [7]	P/E after tax	Year	Volume	Trades	Transactions Value[8]	Company Mkt Value (thou. €)	Year low	Year high	Sector[4]	
		2023	2024	2025	Dividend [2]	Right																						
15,878,748	0.480	---	---	---	10/07/2006	22/03/2004	---	DOMIKI KRITIS SA (CR)	2.81	-1.40	€ 2.85	03/06/2026	2.87	2.81	2.87	2.81	2.845	72@2.81	150@2.85	---	---	10,566	43	30,063.99	44,619.28	1.89	3.18	50101010
34,720,000	0.310	---	---	---	16/06/2010	01/08/2007	---	DROMEAS SA (CR)	0.311	---	0.311	03/06/2026	0.306	0.301	0.311	0.311	0.305	5000@0.301	99@0.311	---	---	12,451	43	3,800.64	10,797.92	0.295	0.39	40202015
13,673,200	0.420	0.05	0.05	---	19/08/2025	26/07/2001	---	EVROFARMA (CR)	3.95	0.25	# 3.94	03/06/2026	3.94	3.84	3.99	3.95	3.891	70@3.85	863@3.95	---	---	1,029	51	4,004.26	54,009.14	3.02	4.07	45102020
18,146,007	1.00	---	---	---	23/08/2023	10/09/2010	---	ELASTRON (CR)	2.59	0.78	# 2.57	03/06/2026	2.57	2.54	2.59	2.59	2.567	100@2.57	522@2.59	---	---	9,550	24	24,515.40	46,998.16	2.02	2.65	55102010
23,828,130	0.500	0.108	0.1366	---	14/07/2025	17/02/2009	---	ELINOIL S.A. (CR)	2.15	0.47	# 2.14	03/06/2026	2.09	2.09	2.16	2.15	2.117	132@2.10	100@2.15	---	---	6,437	44	13,627.90	51,230.48	2.07	2.59	60101020
19,864,886	5.60	0.672	0.672	0.672	23/04/2026	02/07/2008	---	BANK OF GREECE (CR)	14.8	0.34	# 14.75	03/06/2026	14.65	14.65	14.85	14.8	14.765	615@14.80	134@14.85	---	2025	2,176	27	32,129.15	294,000.31	14.55	17.5	30101010
26,730,187	0.520	---	0.07	---	09/07/2025	01/08/2017	---	ELTON SA (CR)	1.89	-0.53	€ 1.9	03/06/2026	1.86	1.86	1.925	1.89	1.909	891@1.89	400@1.91	---	---	17,300	40	33,029.03	50,520.05	1.62	2.22	50205010
36,300,000	1.12	0.0276	0.055	---	01/07/2025	12/12/2007	---	THESSALONIKA WATER & SEWERAGE	4.33	-1.59	€ 4.4	03/06/2026	4.45	4.32	4.45	4.33	4.375	20@4.34	100@4.36	---	---	35,703	84	156,206.60	157,179.00	3.4	4.5	65102030
143,352,325	0.260	---	---	---	29/08/2022	28/04/2025	---	EVROPI HOLDINGS S.A. (CR)	2	-1.96	€ 2.04	03/06/2026	2.04	2	2.05	2	2.014	1396@2.00	6603@2.01	---	---	239,523	100	482,493.16	286,704.65	1.77	2.34	30302025
86,735,980	0.310	0.02	---	---	22/07/2024	07/09/2023	---	ATHENS MEDICAL CENTER SA (CR)	1.785	-1.11	€ 1.805	03/06/2026	1.805	1.74	1.81	1.785	1.757	50@1.77	281@1.79	---	---	60,972	65	107,115.42	154,823.72	1.565	2.07	20101010
114,320,400	0.100	---	---	---	26/11/2021	05/08/2019	---	IKTINOS HELLAS SA (CR)	0.364	1.53	# 0.3585	03/06/2026	0.359	0.358	0.368	0.364	0.362	2000@0.364	500@0.368	---	---	92,683	76	33,507.22	41,612.63	0.302	0.4535	50101035
14,111,198	0.450	(0.0133)	0.07	---	31/07/2025	09/01/2025	---	ILYDA S.A. (CR)	4.24	1.07	# 4.195	03/06/2026	4.24	4.17	4.285	4.24	4.241	100@4.20	72@4.24	---	2025	10,334	54	43,830.43	59,831.48	3.74	5.52	10101015
3,417,600	0.100	0.016	---	---	04/07/2024	02/04/2024	---	INTERWOOD-XYLEMPORIA (PR)	0.412	-0.96	€ 0.416	03/06/2026	0.408	0.406	0.412	0.412	0.408	296@0.406	200@0.410	---	---	178	7	72.64	13,443.66	0.4	0.76	50101020
45,417,399	0.100	---	---	---	25/07/2008	02/04/2024	---	INTERWOOD-XYLEMPORIA (CR)	0.265	-3.29	€ 0.274	03/06/2026	0.275	0.26	0.275	0.265	0.266	1300@0.264	500@0.266	---	---	72,820	101	19,378.60	13,443.66	0.201	0.295	50101020
18,567,912	0.590	0.16	0.201	---	02/07/2025	26/01/2021	---	INTERLIFE G.C.I.(CR)	6.86	-0.58	€ 6.9	03/06/2026	6.84	6.78	6.9	6.86	6.829	150@6.78	138@6.86	---	2025	5,574	29	38,066.76	127,375.88	5.56	7	30302025
8,424,900	0.500	---	---	---	12/07/2010	04/07/2019	---	INTERTECH SA (CR)	1.56	---	1.56	03/06/2026	1.56	1.56	1.565	1.565	1.56	192@1.45	1000@1.56	---	2025	331	2	516.37	13,142.84	0.99	1.615	50205010
2,760,000	11.83	12.4	14	---	30/05/2025	16/07/1990	---	KARELIA (CR)	423	---	423	03/06/2026	424	423	424	424	423.164	383@422.00	1@424.00	---	---	73	15	30,891.00	1,167,480.00	354	434	45103010
19,804,134	0.150	---	---	---	01/07/2004	06/11/2017	---	KEKROPS SA (CR)	1.905	-1.80	€ 1.94	03/06/2026	1.98	1.86	1.98	1.905	1.91	947@1.86	16@1.91	---	2025	16,836	85	32,156.24	37,726.88	1.53	2.35	35101010
11,510,102	0.890	---	---	---	24/06/2005	06/10/1999	---	NAFPAKTOS TEXTILE (CR)	1.26	-0.39	€ 1.265	03/06/2026	1.275	1.25	1.275	1.26	1.255	200@1.24	40@1.26	---	---	1,730	15	2,171.30	14,502.73	1.175	1.69	55101020
21,224,340	0.420	---	---	---	06/09/2022	25/04/2006	---	KORDELLOS BROS SA (CR)	0.449	-0.22	€ 0.45	03/06/2026	0.448	0.448	0.452	0.451	0.449	900@0.420	666@0.447	---	2025	1,948	6	873.78	9,529.73	0.366	0.554	55102010
33,065,136	0.380	0.3506	0.4007	---	21/08/2025	16/09/2013	---	KRI-KRI S.A. (CR)	28.6	2.33	# 27.95	03/06/2026	28.2	28	28.6	28.6	28.477	10@28.10	769@28.60	---	2025	36,419	221	1,037,106.00	945,662.89	19.18	28.6	45102020
6,200,000	0.500	---	---	---	22/06/2010	01/11/1995	---	MINERVA KNITWEAR (CR)	0.59	0.86	# 0.585	03/06/2026	0.59	0.59	0.59	0.59	0.59	1000@0.570	100@0.600	---	---	68	4	40.12	3,658.00	0.473	0.772	40204020
5,939,268	0.620	---	---	---	10/07/2003	03/01/2002	---	LANAKAM SA (CR)	1.4	-3.45	€ 1.45	03/06/2026	1.48	1.375	1.48	1.44	1.402	800@1.02	74@1.40	---	---	2,765	38	3,877.63	8,314.98	0.96	1.67	40401020
9,819,370	0.500	---	---	---	14/08/2007	09/01/2004	---	MATHIOS REFRACTORY SA (CR)	0.715	1.42	# 0.705	03/06/2026	0.715	0.715	0.725	0.725	0.717	100@0.700	134@0.725	---	---	167	5	119.75	7,020.85	0.59	0.97	55101000
30,150,000	0.360	0.122	0.1335	---	17/06/2025	25/04/2019	---	MOTODYNAMICS S.A. (CR)	2.54	-1.55	€ 2.58	03/06/2026	2.58	2.53	2.58	2.54	2.554	1545@2.54	1263@2.58	---	---	29,699	63	75,853.24	76,581.00	2.23	2.7	40401030
126,431,958	2.50	0.025	0.043	---	03/06/2025	05/06/2024	---	NOVAL PROPERTY REIC (CR)	2.64	-0.38	€ 2.65	03/06/2026	2.65	2.58	2.65	2.65	2.616	600@2.62	1112@2.64	---	2025	15,533	36	40,628.53	333,780.37	2.51	2.92	35102045
10,080,000	3.00	1.3	2	2.2	14/05/2026	27/08/2001	---	TPA SA (CR)	37.4	1.08	# 37	03/06/2026	37.5	36.6	37.5	37.4	36.772	23@36.80	35@37.40	---	---	740	24	27,211.10	376,992.00	33.2	40.2	50206060
25,000,000	2.00	1.336	1.92	---	04/08/2025	08/08/2003	---	P.P.A. S.A. (CR)	39.05	-0.13	€ 39.1	03/06/2026	39.4	39.05	39.45	39.05	39.283	101@39.05	6@39.40	---	2025	3,083	113	121,108.40	976,250.00	35.4	41.1	50206060
68,926,799	0.240	---	---	---	07/07/2023	---	---	ONYX TOURISTIKI S.A. (CR)	1.596	-0.12	€ 1.598	03/06/2026	1.6	1.564	1.6	1.596	1.583	48@1.56	423@1.60	---	---	32,417	65	51,308.72	110,007.17	1.33	2.22	40401020
4,971,466	1.46	---	---	---	04/07/2007	08/10/2003	---	PAIRIS SA (CR)	0.822	0.74	# 0.816	03/06/2026	0.824	0.778	0.824	0.822	0.788	18@0.780	83@0.822	---	---	2,256	56	1,776.98	4,086.55	0.6	0.984	50203030
27,098,594	0.540	0.0702	0.0605	0.0909	21/04/2026	14/01/2021	---	PAPOUTSANIS (CR)	3.42	0.59	# 3.4	03/06/2026	3.4	3.37	3.42	3.42	3.401	30@3.37	73@3.42	---	2025	6,832	47	23,237.34	92,677.19	3.32	4.06	45201020
7,070,400	0.930	0.8645	0.3242	---	11/07/2025	06/05/2016	---	PETROPOULOS PETROS (CR)	7.9	-0.50	€ 7.94	03/06/2026	7.96	7.82	7.96	7.9	7.905	30@7.86	3223@7.90	---	---	10,862	44	85,861.34	55,856.16	7.58	8.98	50206015
43,741,452	0.660	0.2388	0.2391	0.07	19/01/2026	01/11/1999	---	THRACE PLASTICS SA (CR)	4.45	---	4.45	03/06/2026	4.45	4.405	4.5	4.45	4.467	41@4.44	830@4.45	---	---	81,017	265	361,881.65	194,649.46	3.55	4.535	50203015
21,912,599	0.300	0.0485	0.0483	0.049	26/05/2026	23/02/2007	---	REVOIL (CR)	1.63	-2.39	€ 1.67	03/06/2026	1.67	1.6	1.67	1.63	1.617	62@1.62	350@1.63	---	---	29,483	65	47,667.22	35,717.54	1.535	1.86	60101020
13,582,223	1.35	---	---	---	24/06/2008	02/02/2016	---	SIDMA STEEL (CR)	1.9	-3.06	€ 1.96	03/06/2026	1.965	1.9	1.97	1.9	1.926	100@1.88	1660@1.90	---	---	3,160	20	6,084.70	25,806.22	1.455	2.12	55102010
40,693,350	5.00	---	---	---	03/07/2006	26/05/2015	---	TECHNICAL OLYMPIC SA (CR)	2.51	-0.79	€ 2.53	03/06/2026	2.5	2.49	2.53	2.51	2.512</											

Number of Outstanding Securities	Nominal Value	Dividends [1]			Date of Last Coupon		Note	Shares	Closing price	% change	Previous closing price/date	Open price	Price min	Price max	Last price	Avg price	Last Bid [7]	Last Ask [7]	P/E after tax	Year	Volume	Trades	Transactions Value[8]	Company Mkt Value (thou. €)	Year low	Year high	Sector[4]
2023	2024	2025	Dividend [2]	Right																							
8,340,750	1.16	---	---	---	25/06/2009	17/09/2018	---	HAIDEMENOS SA (CR)	0.725	---	0.725	03/06/2026	---	---	---	---	81@0.710	100@0.725	---	2025	---	---	---	6,047.04	0.65	0.845	50205030

Main Market - Low Liquidity Class

11,943,624	0.540	0.15	0.165	---	01/07/2025	30/08/2019	---	FLEXOPACK SA (CR)	8.1	---	8.1	03/06/2026	---	---	---	---	55@7.85	300@8.10	---	---	---	---	---	96,743.35	7.4	8.6	50203030		
394,737,498	0.500	0.02	0.03	0.04	26/03/2026	28/12/2023	---	TRASTOR REAL EST. INV. CO.(CR)	0.938	-0.21	€	0.94	03/06/2026	0.94	0.934	0.952	0.938	0.938	13050@0.936	3355@0.942	---	2025	312,906	367	293,494.87	370,263.77	0.934	1.42	35102000
15,300,000	0.300	---	0.01	---	09/10/2025	13/12/1999	---	ATTICA PUBLICATIONS SA (CR)	1.22	---	1.22	03/06/2026	1.24	1.22	1.25	1.22	1.241	100@1.20	232@1.25	---	---	---	122	8	151.46	18,666.00	1.17	1.44	40301030
18,810,000	0.400	0.0381	0.0591	---	20/10/2025	14/11/2007	---	VARVERIS - MODA BAGNO SA (CR)	6.76	-0.59	€	6.8	03/06/2026	6.7	6.62	6.76	6.76	6.706	500@6.64	923@6.76	---	---	2,635	31	17,671.34	127,155.60	5.16	7.06	40401025
3,307,500	0.210	0.4	0.4	---	23/10/2025	30/11/2022	---	ELVE SA (CR)	5.8	---	5.8	03/06/2026	5.7	5.7	5.8	5.75	5.758	430@5.75	1108@5.80	---	2025	2,980	6	17,157.50	19,183.50	5	6.15	40204020	
21,364,000	1.12	---	---	---	21/08/2023	08/03/2023	---	LAMPSA HOTEL SA (CR)	46	3.14	#	44.6	03/06/2026	46	45.4	46.8	46	46.024	49@45.40	45@46.00	---	---	110	5	5,062.60	982,744.00	39.2	48.4	40501025
38,566,614	0.500	---	---	---	21/07/2008	07/07/2025	---	MOUZAKIS (CR)	0.48	2.13	#	0.47	03/06/2026	0.48	0.48	0.48	0.48	0.48	1660@0.480	1497@0.515	---	---	2,790	1	1,339.20	18,511.97	0.47	0.69	55101020
42,500,000	1.00	0.0383	0.0538	0.3714	06/05/2026	13/09/2023	---	MPL KEDROS (CR)	4.43	0.23	#	4.42	03/06/2026	4.43	4.43	4.43	4.43	4.43	100@4.41	100@4.44	---	---	1,850	18	8,195.50	188,275.00	4.23	4.51	35102000
6,340,000	0.600	0.2	0.23	0.23	09/12/2025	11/01/2024	---	NAKAS MUSIC	3.5	---	3.5	03/06/2026	3.42	3.4	3.5	3.4	3.408	5@3.40	20@3.46	---	---	175	11	596.48	22,190.00	3.24	3.92	40401030	
27,379,200	0.980	0.5001	0.52	0.55	04/06/2026	29/08/2022	---	CRETE PLASTICS SA (CR)	15	-4.46	€	15.7	03/06/2026	15.4	15	15.4	15	15.173	50@14.80	64@15.00	---	---	113	2	1,714.60	410,688.00	13.2	16.1	50203015
255,494,534	2.71	0.247	0.705	0.216	15/12/2025	30/09/2021	---	PRODEA (CR)	5.7	---	5.7	03/06/2026	5.7	5.65	5.75	5.7	5.703	3111@5.65	3901@5.70	---	---	47,700	95	272,017.50	1,456,318.84	5.2	6.5	35102000	
4,181,450	0.500	---	---	---	21/08/2000	05/03/2002	---	FLOUR MILLS SARANTOPOULOS SA	1.48	---	1.48	03/06/2026	---	---	---	---	---	---	---	---	---	---	---	---	6,188.55	1.12	1.74	45102020	

Exchange Traded Funds (ETFs)

1,405,078	---	---	---	---	15/06/2016	---	---	ALPHA ETF FTSE Athex Large Cap	60.41	-0.66	€	60.81	03/06/2026	60.81	60.31	61.08	60.41	60.657	2@60.32	3000@60.52	---	---	4,159	129	252,273.90	---	51.03	66.71	12003
-----------	-----	-----	-----	-----	------------	-----	-----	--------------------------------	-------	-------	---	-------	------------	-------	-------	-------	-------	--------	---------	------------	-----	-----	-------	-----	------------	-----	-------	-------	-------

Surveillance

8,321,682	0.670	---	---	---	17/08/2007	23/11/1999	---	N. LEVENTERIS (CR)	0.278	---	0.278	03/06/2026	---	---	---	---	---	---	4500@0.278	---	2025	---	---	---	2,708.80	0.252	0.32	55102010	
2,160,524	0.670	---	---	---	03/12/2018	23/11/1999	---	N. LEVENTERIS (PR)	0.183	---	0.183	03/06/2026	0.18	0.18	0.18	0.18	0.18	2000@0.165	1834@0.180	---	2025	110	1	19.80	2,708.80	0.165	0.2	55102010	
24,319,250	0.300	---	---	---	09/07/2002	04/07/2007	5165	PROODEFTIKH SA (CR)	0.25	5.04	#	0.238	03/06/2026	0.248	0.248	0.25	0.25	0.249	53700@0.248	11500@0.260	---	---	49,533	21	12,348.58	6,079.81	0.216	0.5	50101010

Suspension Status

13,191,620	0.620	---	---	---	04/08/2010	09/09/2002	5232	YALCO - CONSTANTINOU (CR)	0.16	---	0.16	30/05/2025	---	---	---	---	---	---	26032@0.162	---	---	---	---	---	2,110.66	0.16	0.16	40202020	
17,579,754	4.16	---	---	---	18/08/2006	02/08/2010	---	BIOTER SA (CR)	0.206	---	0.206	30/05/2025	---	---	---	---	---	---	---	---	---	---	---	---	---	3,621.43	0.206	0.206	50101010
3,961,300	1.28	---	---	---	29/06/2004	03/08/2000	5248	DUROS SA (CR)	0.25	---	0.25	24/04/2023	---	---	---	---	---	---	---	---	---	---	---	---	---	990.33	0.25	0.25	40204020
15,842,391	1.51	---	---	---	15/07/2009	12/05/2000	5141	BITROS HOLDING SA (CR)	0.51	---	0.51	30/05/2025	---	---	---	---	---	---	---	---	---	---	---	---	---	8,079.62	0.51	0.51	55102010
28,438,268	0.070	---	---	---	21/08/2006	24/11/1999	5253	SPIROY AGRICULTURE SA (CR)	0.138	---	0.138	30/05/2025	---	---	---	---	---	---	---	---	---	---	---	---	---	3,924.48	0.138	0.138	45102010

Shares' Notes

Code	Note text
()	- Adjusted dividends.
*	- Last adjusted closing price.
[1]	- Net dividends.
[2]	- The "Date of Last Coupon" for New listings refers to the date company's stocks started to trade in Athex
[3]	- The Company Market Value is referred to the number of outstanding shares
[4]	- Sectors codification can be found in Appendix A
[5]	- The Market Value refers to the total number of shares listed (including their several classes) in the exchange by the company.
[6]	- P/E greater than 100
[7]	- Last view of the Order Book before the end of the trading session
[8]	- All Blocks Methods' Transactions Value are included.
5141	- Transfer to the Surveillance Category as of 10/05/2017.
5160	- Transfer to the Surveillance Category as of 15/04/2016.
5165	- Transfer to the Surveillance Category as of 15/02/2018.
5193	- Transfer to the Surveillance Category as of 25/10/2018.
5232	- Transfer to the Under Surveillance Category from 08/04/2011.
5248	- Transfer to the Surveillance Category as of 06/09/20116.
5253	- Transfer to the Surveillance Category as of 14/5/2021.

Securities Blocks Details

Securities	Block Volume	Price	Block Trade Value	Time of approval	Note
PPC (CR)	112,380	21.42	2,407,179.60	10:42:56	20
PPC (CR)	243,222	21.43	5,212,247.46	10:44:10	20
PPC (CR)	20,000	21.42	428,400.00	11:07:27	20
Allwyn AG (CR)	25,000	13.34	333,375.00	11:07:56	20
ATHENS INTL AIRPORT (CR)	100,000	10.22	1,022,000.00	11:26:40	20
PPC (CR)	20,000	21.34	426,800.00	11:29:52	20
AKTOR S.A. HOLDING CO. (CR)	65,000	10.02	651,300.00	11:44:26	20
AKTOR S.A. HOLDING CO. (CR)	20,000	10.02	200,400.00	11:44:52	20
AKTOR S.A. HOLDING CO. (CR)	25,000	10.02	250,500.00	11:45:34	20
BALLY'S INTRALOT (CR)	400,000	1.18	472,400.00	11:46:32	20
ADMIE (IPTO) HOLDING S.A. (CR)	319,217	4.00	1,276,868.00	11:47:41	20
EYDAP S.A. (CR)	40,000	10.60	424,000.00	12:10:41	20
PIRAEUS BANK (CR)	80,000	8.82	705,360.00	13:00:06	20
TITAN (CB)	14,724	49.86	734,138.64	14:14:16	20
Safe Bulkers, Inc. (CR)	20,000	5.95	119,000.00	14:16:19	20
EUROBANK (CR)	595,253	3.85	2,289,938.29	14:21:23	20
Allwyn AG (CR)	25,000	13.42	335,500.00	14:42:07	20
ATHENS INTL AIRPORT (CR)	19,612	10.21	200,140.46	15:26:03	20
EKTER SA (CR)	25,000	5.00	125,000.00	15:43:23	20
EUROBANK (CR)	500,000	3.85	1,926,500.00	15:47:23	20
EUROBANK (CR)	500,000	3.85	1,927,000.00	15:47:58	20
EUROBANK (CR)	822,512	3.85	3,168,316.22	15:59:46	20
EUROBANK (CR)	822,512	3.85	3,169,138.74	16:00:21	20
MOTOR OIL (CR)	15,000	39.30	589,500.00	16:11:23	20
EUROBANK (CR)	427,171	3.84	1,641,190.98	16:58:21	20
Allwyn AG (CR)	152,622	13.36	2,038,266.81	16:58:27	20
PPC (CR)	58,701	21.38	1,255,027.38	16:59:14	20
PIRAEUS BANK (CR)	144,439	8.98	1,296,773.34	16:59:30	20
EUROBANK (CR)	157,532	3.83	603,347.56	17:14:42	20

Blocks Notes

9 - Method 6-1 / Special Fees

10 - Method 6-1 / Special Fees, SDS

14 - Method 6-3 / Settlement, Incomplete Buy and Sell

18 - Method 6-2 / SPOT 1

19 - Method 6-2 / SPOT 2

20 - Method 6-1 and Method 6-1 Same Day Settlement

21 - Other Pre-agreed

Shares Rights Details

Occured date	Exercise from	Exercise until	Trading until	Rights	Price min	Price max	Closing price	Last Bid	Last Ask	Volume	Trades	Transactions Value
--------------	---------------	----------------	---------------	--------	-----------	-----------	---------------	----------	----------	--------	--------	--------------------

No Rights Transactions.

Forced Sales Details

Securities	Category of Security	Transactions Volume	Number of Trades	Transactions Value	Note
------------	----------------------	------------------------	---------------------	-----------------------	------

No Forced Transactions.

Forced Sales Notes

- 1 - Compulsory Public Forced Sales
- 2 - Forced Sales of Fixed Registered Shares
- 3 - Forced Sales of Remaining Fractional Shares

Exchange Traded Funds (ETFs) Characteristics

	Transactions Date (T)	Creation / Redemption	Units (T-1)	New Units (T-1)	Redemption Units (T-1)	Units (T) [1]	Fund Assets [2]	Net Unit Price	Dividend per Unit	Dividend Date
ALPHA ETF FTSE Athex Large Cap	04/06/2026	5,000	1,405,078	---	---	1,405,078	84,985,230.00	60.4843	1.15	01/07/2025

ETFs Notes

[1] - Units (T) = Units (T-1) + New Units (T-1) - Redemption Units (T-1)

[2] - The Creation / Redemption Units of T-1 are included.

Non Convertible Corporate Bonds - Regulated Market

Num Listed Bonds	Nominal price	Issue price	Today's Rate	Exp. Date	Duration (years)	Note	Coupon		Trading Unit	Corporate Bonds	Accrued Int.	Yield.T.Mat	Price min	Price max	Closing price	Previous closing price/date	Volume	Transactions Value	Last order		Date	ear min	Year max	
							Common	Preferred											Price	Buy / Sell				
250,000	1,000.00	1,000.00	3.75	25/02/2033	7	---	1	---	1	CAPITAL CLEAN ENERGY CARRIERS CORP. (Non Convert)	10.7292	4.0820	97.9999	98.0000	97.9999	97.9000	03/06/2026	140,000	138,701.96	97.7500	B	34/06/2026	95.0002	99.9895
320,000	1,000.00	1,000.00	3.40	21/07/2027	7	---	12	---	1	LAMDA DEVELOPMENT S.A. (Non Convertible)	13.0333	3.4140	99.1100	99.4000	99.2238	99.1500	03/06/2026	140,000	140,737.98	99.1600	B	34/06/2026	97.5000	100.0000
200,000	1,000.00	1,000.00	1.90	23/03/2028	7	---	11	---	1	MOTOR OIL CORINTH REFINERIES SA (Non Convertible)	4.0639	3.4980	96.4738	97.0000	96.6533	96.4740	03/06/2026	87,000	84,441.96	96.7500	B	34/06/2026	95.0000	98.0000
150,000	1,000.00	1,000.00	2.60	22/10/2026	7	---	14	---	1	TERNA ENERGY FINANCE S.A. (Non Convertible)	3.3944	3.9250	99.2300	99.2300	99.2300	99.2460	03/06/2026	10,000	9,956.94	99.1050	B	34/06/2026	98.4189	99.9552
100,000	1,000.00	1,000.00	2.80	25/01/2027	5	---	9	---	1	PREMIA S.A. (Non Convertible)	10.3444	4.4680	---	---	---	98.5920	03/06/2026	---	---	98.9210	B	34/06/2026	97.7000	99.5000
500,000	1,000.00	1,000.00	4.00	10/07/2030	7	---	6	---	1	METLEN ENERGY & METALS S.A. (Non Convertible)	16.3333	3.6010	99.7001	99.9990	99.9098	99.9030	03/06/2026	239,000	242,688.06	99.9120	B	34/06/2026	98.3000	101.4000
99,697	1,000.00	1,000.00	5.50	15/12/2028	5	---	5	---	1	IDEAL HOLDINGS S.A. (Non Convertible)	26.7361	3.6550	103.1000	103.2990	103.1498	103.2910	03/06/2026	4,000	4,232.93	103.0000	B	34/06/2026	101.4645	104.1000
500,000	1,000.00	1,000.00	3.80	18/11/2032	7	---	2	---	1	LAMDA DEVELOPMENT S.A. (Non convertible)	2.2167	4.3100	96.7200	97.0000	96.9344	97.0200	03/06/2026	229,000	222,487.37	96.8000	B	34/06/2026	96.6500	99.9999
140,000	1,000.00	1,000.00	4.70	15/12/2030	5	---	1	---	1	AKTOR S.A. (Non convertible)	22.8472	3.8930	101.6201	102.9900	102.8097	103.4800	03/06/2026	32,000	33,630.21	101.6602	B	34/06/2026	100.6000	103.4900
500,000	1,000.00	1,000.00	2.75	03/07/2027	7	---	12	---	1	GEK TERNA S.A. (Non Convertible)	11.7639	3.5230	98.5000	98.9400	98.5724	98.9400	03/06/2026	354,000	353,762.93	98.4000	B	34/06/2026	97.7500	99.5000
150,000	1,000.00	1,000.00	4.10	08/04/2033	7	---	1	---	1	PREMIA REIC (Non Convertible)	6.9472	4.3530	98.5000	98.5000	98.5000	98.8000	03/06/2026	10,000	9,919.47	98.0000	B	34/06/2026	98.1200	100.3700
250,000	1,000.00	1,000.00	3.70	04/07/2032	7	---	2	---	1	AEGEAN AIRLINES S.A. (Non Convertible)	15.8278	3.9110	98.0103	98.7600	98.2793	99.3580	03/06/2026	12,000	11,983.45	98.5000	B	34/06/2026	98.0875	102.0999
300,000	1,000.00	1,000.00	2.30	20/07/2028	7	---	10	---	1	PRODEA REIC S.A.(Non Convertible)	8.8806	3.4970	96.7500	97.0000	96.8000	96.8560	03/06/2026	256,000	250,195.42	96.7500	B	34/06/2026	95.0000	99.9510
250,000	1,000.00	1,000.00	2.45	16/11/2028	7	---	10	---	1	ELVALHALCOR S.A. (Non Convertible)	1.4292	3.6990	95.9839	96.5500	96.2000	95.9840	03/06/2026	131,000	126,461.25	96.2000	B	34/06/2026	94.9873	99.0000
120,000	1,000.00	1,000.00	2.65	06/12/2028	7	---	9	---	1	NOVAL PROPERTY REIC (Non Convertible)	---	3.7610	96.3000	96.4000	96.3645	96.0820	03/06/2026	31,000	29,873.00	96.0000	B	34/06/2026	95.0000	99.9900
300,000	1,000.00	1,000.00	2.30	14/12/2028	7	---	9	---	1	GEK TERNA S.A. (Non Convertible)	11.1806	3.6550	95.6000	96.0100	95.9248	95.8000	03/06/2026	23,000	22,319.85	96.0100	B	34/06/2026	95.0000	97.2100
100,000	1,000.00	1,000.00	2.95	11/02/2027	5	---	9	---	1	SAFE BULKERS PARTICIPATIONS PLC (Non Convertible)	9.5875	4.3080	98.7000	98.7000	98.7000	98.6850	03/06/2026	24,000	23,918.10	98.7000	B	34/06/2026	97.4470	99.9201
100,000	1,000.00	1,000.00	4.40	26/07/2029	7	---	8	---	1	CPLP SHIPPING HOLDINGS PLC (Non Convertible)	16.2556	3.6940	100.0000	100.2000	100.2000	99.9540	03/06/2026	37,000	37,641.46	100.0000	B	34/06/2026	99.9297	102.8500
200,000	1,000.00	1,000.00	4.25	23/01/2029	5	---	5	---	1	AUTOHELLAS S.A. (Non Convertible)	16.0556	3.8840	99.8103	100.5400	99.9285	100.0380	03/06/2026	36,000	36,729.70	99.8103	B	34/06/2026	99.5000	102.0000

Corporate Bonds Notes

Transactions Volume = (Pieces) * (Nominal Price). Transactions Value = (Pieces) * (Nominal Price) * (price %) + (Accrued interest).

The price of a Bond is stated as a percentage (%) of Bond's Nominal Price.

Nominal Price in Euros (€), except if it is noted differently.

Non Convertible Corporate Bonds - Regulated Market

Num Listed Bonds	Nominal price	Issue price	Today's Rate	Exp. Date	Duration (years)	Note	Coupon		Trading Unit	Corporate Bonds	Accrued Int.	Yield.T.Mat	Price min	Price max	Closing price	Previous closing price/date	Volume	Transactions Value	Last order			ear min	Year max	
							Common	Preferred											Price	Buy / Sell	Date			
130,000	1,000.00	1,000.00	6.00	27/02/2029	5	---	5	---	1	INTRALOT S.A. (Non Convertible)	16.8333	4.5090	102.0000	102.5000	102.1429	102.9990	03/06/2026	14,000	14,535.67	102.1801	B	04/06/2026	101.0000	104.5000
500,000	1,000.00	1,000.00	3.20	29/09/2032	7	---	2	---	1	GEK TERNA S.A. (Non Convertible)	6.2222	4.0200	95.1000	95.8000	95.3676	95.6130	03/06/2026	34,000	32,636.56	95.7000	B	04/06/2026	94.0000	99.3790

Corporate Bonds Notes

Transactions Volume = (Pieces) * (Nominal Price). Transactions Value = (Pieces) * (Nominal Price) * (price %) + (Accrued interest).

The price of a Bond is stated as a percentage (%) of Bond's Nominal Price.

Nominal Price in Euros (€), except if it is noted differently.

Government Bonds

Number Listed Bonds	Nominal price	Today's Rate	Accrued Interest Calc	Exp. Date [1]	Duration (years)	Note	Coupons Date	Curr. coupon value	Trading Unit	Government Bonds	Price min	Price max	Closing price	Previous closing price/date	Volume	Transactions Value	Price	Last order Buy / Sell	Date
4,000,000	1,000.00	4.13	Actual/Actual	15/06/2054	30	---	15/06	4.13	1	GGB-FXD-150654-30Y-4.125-1.000	---	---	---	---	---	---	---	---	---
4,700,000	1,000.00	1.88	Actual/Actual	04/02/2035	15	---	04/02	1.88	1	GGB-FXD-040235-15Y-1.875-1.000	---	---	---	---	---	---	---	---	---
6,000,000	1,000.00	0.75	Actual/Actual	18/06/2031	10	---	18/06	0.75	1	GGB-FXD-180631-10Y-0.750-1.000	---	---	---	---	---	---	---	---	---
3,600,000	1,000.00	3.88	Actual/Actual	15/06/2028	5	---	15/06	3.88	1	GGB-FXD-150628-05Y-3.875-1.000	---	---	---	---	---	---	---	---	---
5,962,747,327	1.00	3.75	Actual/Actual	30/01/2028	10	---	/02 - 02/02 - 31/	3.75	1	GGB-FXD-300128-10Y-3.750-1.000	---	---	---	85.4610 13/07/2018	---	---	1.0000	B	28/11/2018
7,067,309,386	1.00	3.90	Actual/Actual	30/01/2033	15	---	/02 - 02/02 - 31/	3.90	1	GGB-FXD-300133-15Y-3.900-1.000	---	---	---	78.6730 13/07/2018	---	---	1.0000	B	28/11/2018
5,622,848,349	1.00	4.00	Actual/Actual	30/01/2037	19	---	/02 - 02/02 - 31/	4.00	1	GGB-FXD-300137-19Y-4.000-1.000	---	---	---	77.0370 13/07/2018	---	---	1.0000	B	28/11/2018
5,476,770,669	1.00	4.20	Actual/Actual	30/01/2042	24	---	/02 - 02/02 - 31/	4.20	1	GGB-FXD-300142-24Y-4.200-1.000	---	---	---	77.7640 13/07/2018	---	---	1.0000	B	28/11/2018
4,950,000	1,000.00	3.38	Actual/Actual	15/06/2034	10	---	15/06	3.38	1	GGB-FXD-150634-10Y-3.375-1.000	---	---	---	---	---	---	---	---	---
41,118,344	1.00	4.30	Actual/Actual	24/02/2027	15	---	24/02	4.30	1	GGB-FXD-240227-15Y-2.000-1.000	---	---	---	10.0000 22/06/2015	---	---	---	---	---
45,137,734	1.00	4.30	Actual/Actual	24/02/2028	16	---	24/02	4.30	1	GGB-FXD-240228-16Y-2.000-1.000	---	---	---	10.0000 22/06/2015	---	---	---	---	---
61,768,888	1.00	4.30	Actual/Actual	24/02/2029	17	---	24/02	4.30	1	GGB-FXD-240229-17Y-2.000-1.000	---	---	---	10.0000 22/06/2015	---	---	---	---	---
54,567,744	1.00	4.30	Actual/Actual	24/02/2030	18	---	24/02	4.30	1	GGB-FXD-240230-18Y-2.000-1.000	---	---	---	10.0000 22/06/2015	---	---	---	---	---
37,541,515	1.00	4.30	Actual/Actual	24/02/2031	19	---	24/02	4.30	1	GGB-FXD-240231-19Y-2.000-1.000	---	---	---	10.0000 22/06/2015	---	---	---	---	---
37,558,317	1.00	4.30	Actual/Actual	24/02/2032	20	---	24/02	4.30	1	GGB-FXD-240232-20Y-2.000-1.000	---	---	---	10.0000 22/06/2015	---	---	---	---	---
37,473,732	1.00	4.30	Actual/Actual	24/02/2033	21	---	24/02	4.30	1	GGB-FXD-240233-21Y-2.000-1.000	---	---	---	10.0000 22/06/2015	---	---	---	---	---
33,888,293	1.00	4.30	Actual/Actual	24/02/2034	22	---	24/02	4.30	1	GGB-FXD-240234-22Y-2.000-1.000	---	---	---	10.0000 22/06/2015	---	---	---	---	---
35,177,800	1.00	4.30	Actual/Actual	24/02/2035	23	---	24/02	4.30	1	GGB-FXD-240235-23Y-2.000-1.000	---	---	---	10.0000 22/06/2015	---	---	---	---	---
35,547,268	1.00	4.30	Actual/Actual	24/02/2036	24	---	24/02	4.30	1	GGB-FXD-240236-24Y-2.000-1.000	---	---	---	10.0000 22/06/2015	---	---	---	---	---
40,246,306	1.00	4.30	Actual/Actual	24/02/2037	25	---	24/02	4.30	1	GGB-FXD-240237-25Y-2.000-1.000	---	---	---	10.0000 22/06/2015	---	---	---	---	---
37,643,952	1.00	4.30	Actual/Actual	24/02/2038	26	---	24/02	4.30	1	GGB-FXD-240238-26Y-2.000-1.000	---	---	---	10.0000 22/06/2015	---	---	---	---	---
36,977,100	1.00	4.30	Actual/Actual	24/02/2039	27	---	24/02	4.30	1	GGB-FXD-240239-27Y-2.000-1.000	---	---	---	10.0000 22/06/2015	---	---	---	---	---
41,615,000	1.00	4.30	Actual/Actual	24/02/2040	28	---	24/02	4.30	1	GGB-FXD-240240-28Y-2.000-1.000	---	---	---	10.0000 22/06/2015	---	---	---	---	---
42,227,208	1.00	4.30	Actual/Actual	24/02/2041	29	---	24/02	4.30	1	GGB-FXD-240241-29Y-2.000-1.000	---	---	---	10.0000 22/06/2015	---	---	---	---	---
68,288,487	1.00	4.30	Actual/Actual	24/02/2042	30	---	24/02	4.30	1	GGB-FXD-240242-30Y-2.000-1.000	---	---	---	10.0000 22/06/2015	---	---	---	---	---
4,700,000	1,000.00	3.88	Actual/Actual	12/03/2029	10	---	12/03	3.88	1	GGB-FXD-120329-10Y-3.875-1.000	---	---	---	---	---	---	100.0000	B	15/10/2019
5,500,000	1,000.00	1.50	Actual/Actual	18/06/2030	10	---	18/06	1.50	1	GGB-FXD-180630-10Y-1.500-1.000	---	---	---	---	---	---	---	---	---
5,500,000	1,000.00	4.38	Actual/Actual	18/07/2038	15	---	18/07	4.38	1	GGB-FXD-180738-15Y-4.375-1.000	---	---	---	---	---	---	---	---	---
40,000	1,000.00	2.72	FLR Actual/360	18/09/2026	1	---	18/09 - 18/03	---	1	GGB-FLT-180926-01Y-2.717-1.000	---	---	---	---	---	---	---	---	---
4,550,000	1,000.00	3.38	Actual/Actual	16/06/2036	10	---	16/06	3.38	1	GGB-FXD-160636-10Y-3.375-1000.00	---	---	---	---	---	---	---	---	---
5,364,250	1,000.00	3.25	Actual/Actual	20/03/2050	30	---	20/03	3.25	1	GGB-FXD-200350-30Y-3.250-1.000	---	---	---	---	---	---	---	---	---
4,500,000	1,000.00	3.63	Actual/Actual	15/06/2035	10	---	15/06	3.63	1	GGB-FXD-150635-10Y-3.625-1000.00	---	---	---	---	---	---	---	---	---
3,924,361	1,000.00	2.00	Actual/Actual	22/04/2027	7	---	22/04	2.00	1	GGB-FXD-220427-07Y-2.000-1.000	---	---	---	---	---	---	99.9000	B	22/04/2020
2,298,012	1,000.00	1.88	Actual/Actual	23/07/2026	7	---	23/07	1.88	1	GGB-FXD-230726-07Y-1.875-1.000	---	---	---	---	---	---	---	---	---
4,900,000	1,000.00	4.25	Actual/Actual	15/06/2033	10	---	15/06	4.25	1	GGB-FXD-150633-10Y-4.250-1.000	---	---	---	---	---	---	---	---	---

Government Bonds Notes

Transactions Volume = (Pieces) * (Nominal Price). Transactions Value = (Pieces) * (Nominal Price) * (price %) + (Accrued interest).

The Value of current coupon for the issues with NV 0.01 euro refers to NV 100 euros

FLR: Floating Interest Rate.

[1] - The Expiration Date of the interest bearing period and the Date for coupon payment.

Government Bonds

Number Listed Bonds	Nominal price	Today's Rate	Accrued Interest Calc	Exp. Date [1]	Duration (years)	Note	Coupons Date	Curr. coupon value	Trading Unit	Government Bonds	Price min	Price max	Closing price	Previous closing price/date	Volume	Transactions Value	Price	Last order Buy / Sell	Date
3,500,000	1,000.00	1.88	Actual/Actual	24/01/2052	30	---	24/01	1.88	1	GGB-FXD-240152-30Y-1.875-1.000	---	---	---	---	---	---	---	---	---
3,700,000	1,000.00	1.75	Actual/Actual	18/06/2032	10	---	18/06	1.75	1	GGB-FXD-180632-10Y-1.750-1.000	---	---	---	---	---	---	---	---	---
2,200,000	1,000.00	1.13	FLR Actual/360	15/12/2027	5	---	- 15/03 - 15/09 -	---	1	GGB-FLT-151227-05Y-1.130-1.000	---	---	---	---	---	---	102.1600	B	30/12/2022

Government Bonds Notes

Transactions Volume = (Pieces) * (Nominal Price). Transactions Value = (Pieces) * (Nominal Price) * (price %) + (Accrued interest).

The Value of current coupon for the issues with NV 0.01 euro refers to NV 100 euros

FLR: Floating Interest Rate.

[1] - The Expiration Date of the interest bearing period and the Date for coupon payment.

Treasury Bills & Zero Coupon Government Bonds

Issue Date	13-Week Maturity									26-Week Maturity									52-Week Maturity								
	Exp. Date	Initial Rate	Num Listed Bonds	Nominal price	Issue price	Last Trade Price	Last Trade Date	Volume Traded	Note	Exp. Date	Initial Rate	Num Listed Bonds	Nominal price	Issue price	Last Trade Price	Last Trade Date	Volume Traded	Note	Exp. Date	Initial Rate	Num Listed Bonds	Nominal price	Issue price	Last Trade Price	Last Trade Date	Volume Traded	Note
06/06/2025	---	---	---	---	---	---	---	---	---	---	---	---	---	---	---	---	---	---	06/06/2026	1.84	600,000	1,000.00	981.74	---	---	---	---
05/09/2025	---	---	---	---	---	---	---	---	---	---	---	---	---	---	---	---	---	---	04/09/2026	1.97	600,000	1,000.00	0.00	---	---	---	---
05/12/2025	---	---	---	---	---	---	---	---	---	---	---	---	---	---	---	---	---	---	04/12/2026	2.03	600,000	1,000.00	997.90	---	---	---	---
06/03/2026	---	---	---	---	---	---	---	---	---	---	---	---	---	---	---	---	---	---	05/03/2027	1.97	500,000	1,000.00	980.45	---	---	---	---

Bonds in Circulation	Currency / Min nominal traded Value	Coupons Payment Date	Current Coupon Value	Note	Coupon	Trading Unit	Issue Date	Duration (years)	Today's Interest	A.I.C in days	Bonds	Last price of previous days		Last Outcry in Cash (euro)			Trades in Pieces	Life min	Life Max
												Price	Buy / Sell	Date	Price	Buy / Sell			
Corporate Bonds in Foreign Currency and Euro																			
103,746	GBP / 10	01/12	0.25	---	67	1	01/12/1930	98	2.5	360	National Mortgage Bank	2.27	05/02/1996	2.27	S	05/02/1996	---	2.27	2.27
0	GBP / 10	01/12	0.25	---	69	1	01/12/1928	100	2.5	360	National Mortgage Bank	---	---	---	---	---	---	---	---

Government Bonds Notes

A.I.C: Accrued Interest Calculation base.

FLR: Floating Interest Rate.

The minimum tradeable Nominal Value for all Demeterialised Government Titles is 100 Euros.

(μτφρ-0)

Underlying Asset				Derivatives Market													
Price max	Price min	Closing price	change	Delivery Month	Open price	Price max	Price min	Last price	Closing price	Last Bid	Last Ask	Fixing price*	Life high	Life low	Trades	Volume	Open Interest
FTSE/Athex Large Cap				(Trade Unit: 1 Index Point x 2E, Cash Settlement)													
6,002.20	5,929.37	5,929.37	-0.65%	June 2026	5,967.50	5,987.00	5,910.25	5,910.25	5,910.25	---	---	---	6,040.00	---	86	316	6,868
				July 2026	5,928.00	5,928.00	5,883.50	5,899.00	5,899.00	---	---	---	5,998.00	---	7	26	157
				August 2026	---	---	---	---	5,994.25	---	---	---	---	---	---	---	---
				September 2026	---	---	---	---	6,003.50	---	---	---	---	---	---	---	---
				December 2026	---	---	---	---	6,033.50	---	---	---	---	---	---	---	---
				March 2027	---	---	---	---	6,063.75	---	---	---	---	---	---	---	---
FTSE/Athex Banks				(Trade Unit: 1 Index Point x 15E, Cash Settlement)													
2,706.72	2,624.01	2,624.45	-2.21%	June 2026	2,636.50	2,636.50	2,636.50	2,636.50	2,636.50	---	---	---	2,710.00	---	1	20	3,274
				September 2026	---	---	---	---	2,699.75	---	---	---	---	---	---	---	---
				December 2026	---	---	---	---	2,713.25	---	---	---	---	---	---	---	---
				March 2027	---	---	---	---	2,727.00	---	---	---	---	---	---	---	---
MSCI GREECE REBASED				(Trade Unit: 1 Index Point x 2E, Cash Settlement)													
9,501.16	9,280.83	9,280.83	-1.58%	June 2026	---	---	---	---	9,332.00	---	---	---	9,252.00	---	---	---	---
				July 2026	---	---	---	---	9,284.75	---	---	---	8,915.50	---	---	---	---
				August 2026	---	---	---	---	9,471.00	---	---	---	---	---	---	---	---
				September 2026	---	---	---	---	9,485.75	---	---	---	---	---	---	---	---
				October 2026	---	---	---	---	9,500.50	---	---	---	---	---	---	---	---
				November 2026	---	---	---	---	9,518.75	---	---	---	---	---	---	---	---
				December 2026	---	---	---	---	9,533.50	---	---	---	---	---	---	---	---
				March 2027	---	---	---	---	9,581.00	---	---	---	---	---	---	---	---

Derivatives notes - <https://athens.euronext.com/en/market-data/statistics/eod-closing-prices>

Fixing prices and final open positions can be retrieved from the following path <https://athens.euronext.com/en/market-data/statistics/eod-closing-prices>

Underlying Asset				Derivatives Market													
Price max	Price min	Closing price	change	Delivery Month	Open price	Price max	Price min	Last price	Closing price	Last Bid	Last Ask	Fixing price*	Life high	Life low	Trades	Volume	Open Interest
(Contract Size: 100 Securities, Physical Delivery)																	
4.035	3.965	4	0.38%	June 2026	3.95	3.97	3.91	3.97	3.97	---	---	---	4.07	---	26	193	6,066
				September 2026	3.89	3.91	3.89	3.91	3.91	---	---	---	4.00	---	4	31	718
				December 2026	---	---	---	---	4.03	---	---	---	---	---	---	---	---
				March 2027	---	---	---	---	4.05	---	---	---	---	---	---	---	---
(Contract Size: 100 Securities, Physical Delivery)																	
12.36	12.08	12.12	-1.62%	June 2026	12.22	12.22	12.14	12.17	12.17	---	---	---	15.15	---	24	101	3,245
				September 2026	12.28	12.28	12.28	12.28	12.28	---	---	---	12.60	---	31	307	2
				December 2026	---	---	---	---	12.46	---	---	---	---	---	---	---	---
				March 2027	---	---	---	---	12.52	---	---	---	---	---	---	---	---
(Contract Size: 100 Securities, Physical Delivery)																	
10.14	9.97	10.14	0.40%	June 2026	10.07	10.16	10.03	10.12	10.12	---	---	---	11.56	---	31	154	103,352
				September 2026	10.10	10.10	10.10	10.10	10.10	---	---	---	10.10	---	2	1,102	1,200
				December 2026	---	---	---	---	10.21	---	---	---	---	---	---	---	---
				March 2027	---	---	---	---	10.26	---	---	---	---	---	---	---	---
(Contract Size: 100 Securities, Physical Delivery)																	
13.57	13.23	13.38	1.59%	June 2026	13.29	13.60	13.20	13.41	13.41	---	---	---	15.54	---	150	626	13,323
				September 2026	13.51	13.70	13.51	13.64	13.64	---	---	---	13.70	---	6	27	10
				December 2026	---	---	---	---	13.31	---	---	---	---	---	---	---	---
				March 2027	---	---	---	---	13.38	---	---	---	---	---	---	---	---
(Contract Size: 100 Securities, Physical Delivery)																	
3.837	3.7	3.7	-2.50%	June 2026	3.82	3.83	3.69	3.71	3.71	---	---	---	4.50	---	218	4,419	55,520
				September 2026	3.80	3.80	3.68	3.70	3.70	---	---	---	3.91	---	91	2,401	2,075
				December 2026	---	---	---	---	3.84	---	---	---	---	---	---	---	---
				March 2027	---	---	---	---	3.86	---	---	---	---	---	---	---	---
(Contract Size: 100 Securities, Physical Delivery)																	
10.33	10.11	10.18	0.00%	June 2026	10.28	10.34	10.19	10.21	10.21	---	---	---	11.47	---	7	38	324
				September 2026	---	---	---	---	10.24	---	---	---	---	---	---	---	---
				December 2026	---	---	---	---	10.29	---	---	---	---	---	---	---	---
				March 2027	---	---	---	---	10.34	---	---	---	---	---	---	---	---
(Contract Size: 100 Securities, Physical Delivery)																	
11.16	10.88	10.88	-1.27%	June 2026	---	---	---	---	10.31	---	---	---	11.60	---	---	---	123
				September 2026	---	---	---	---	11.09	---	---	---	---	---	---	---	---
				December 2026	---	---	---	---	11.14	---	---	---	---	---	---	---	---
				March 2027	---	---	---	---	11.20	---	---	---	---	---	---	---	---

Derivatives notes - <https://athens.euronext.com/en/market-data/statistics/eod-closing-prices>

Fixing prices and final open positions can be retrieved from the following path <https://athens.euronext.com/en/market-data/statistics/eod-closing-prices>

Underlying Asset				Derivatives Market													
Price max	Price min	Closing price	change	Delivery Month	Open price	Price max	Price min	Last price	Closing price	Last Bid	Last Ask	Fixing price*	Life high	Life low	Trades	Volume	Open Interest
AVAX S.A. (CR)				(Contract Size: 100 Securities, Physical Delivery)													
3.59	3.49	3.54	-1.94%	June 2026	3.58	3.58	3.49	3.56	3.56	---	---	---	3.75	---	27	110	2,333
				September 2026	3.60	3.60	3.56	3.56	3.56	---	---	---	3.60	---	2	6	---
				December 2026	---	---	---	---	3.65	---	---	---	---	---	---	---	---
				March 2027	---	---	---	---	3.67	---	---	---	---	---	---	---	---
BALLY'S INTRALOT (CR)				(Contract Size: 100 Securities, Physical Delivery)													
1.185	1.173	1.185	0.42%	June 2026	1.18	1.18	1.18	1.18	1.18	---	---	---	1.20	---	53	107,048	1,065,236
				September 2026	1.18	1.18	1.18	1.18	1.18	---	---	---	1.20	---	59	112,048	483,413
				December 2026	---	---	---	---	1.19	---	---	---	---	---	---	---	---
				March 2027	---	---	---	---	1.20	---	---	---	---	---	---	---	---
BANK OF CYPRUS (CR)				(Contract Size: 100 Securities, Physical Delivery)													
9.52	9.4	9.45	-0.32%	June 2026	9.46	9.46	9.41	9.41	9.41	---	---	---	9.63	---	3	12	1,091
				September 2026	---	---	---	---	9.54	---	---	---	---	---	---	---	---
				December 2026	---	---	---	---	9.58	---	---	---	---	---	---	---	---
				March 2027	---	---	---	---	9.63	---	---	---	---	---	---	---	---
CC HBC AG (CR)				(Contract Size: 100 Securities, Physical Delivery)													
49.95	48.65	49.9	2.57%	June 2026	48.80	49.41	48.80	49.41	49.41	---	---	---	52.01	---	4	4	378
				September 2026	---	---	---	---	49.09	---	---	---	49.09	---	---	---	10
				December 2026	---	---	---	---	49.19	---	---	---	---	---	---	---	---
				March 2027	---	---	---	---	49.43	---	---	---	---	---	---	---	---
CENERGY HOLDINGS (CB)				(Contract Size: 100 Securities, Physical Delivery)													
25.22	24.62	24.84	-0.48%	June 2026	25.25	25.25	24.67	24.67	24.67	---	---	---	26.13	---	9	37	2,912
				September 2026	---	---	---	---	24.62	---	---	---	25.50	---	---	---	70
				December 2026	---	---	---	---	25.23	---	---	---	---	---	---	---	---
				March 2027	---	---	---	---	25.36	---	---	---	---	---	---	---	---
CrediaBank (CR)				(Contract Size: 100 Securities, Physical Delivery)													
1.266	1.216	1.216	-2.72%	June 2026	1.27	1.28	1.22	1.22	1.22	---	---	---	1.38	---	83	3,066	99,390
				September 2026	1.25	1.25	1.24	1.24	1.24	---	---	---	1.35	---	8	314	621
				December 2026	---	---	---	---	1.26	---	---	---	---	---	---	---	---
				March 2027	---	---	---	---	1.27	---	---	---	---	---	---	---	---
ELLAKTOR (CR)				(Contract Size: 100 Securities, Physical Delivery)													
1.5	1.438	1.472	1.38%	June 2026	1.46	1.49	1.43	1.43	1.43	---	---	---	1.49	---	18	195	1,498
				September 2026	---	---	---	---	1.46	---	---	---	---	---	---	---	---
				December 2026	---	---	---	---	1.47	---	---	---	---	---	---	---	---
				March 2027	---	---	---	---	1.48	---	---	---	---	---	---	---	---

Derivatives notes - <https://athens.euronext.com/en/market-data/statistics/eod-closing-prices>

Fixing prices and final open positions can be retrieved from the following path <https://athens.euronext.com/en/market-data/statistics/eod-closing-prices>

Underlying Asset				Derivatives Market													
Price max	Price min	Closing price	change	Delivery Month	Open price	Price max	Price min	Last price	Closing price	Last Bid	Last Ask	Fixing price*	Life high	Life low	Trades	Volume	Open Interest
ELVALHALCOR (CR)																	
(Contract Size: 100 Securities, Physical Delivery)																	
5.33	5.12	5.15	-2.09%	June 2026	5.25	5.33	5.11	5.11	5.11	---	---	---	5.63	---	37	176	3,682
				September 2026	5.09	5.09	5.09	5.09	5.09	---	---	---	5.38	---	8	50	12
				December 2026	---	---	---	---	5.32	---	---	---	---	---	---	---	---
				March 2027	---	---	---	---	5.34	---	---	---	---	---	---	---	---
EUROBANK (CR)																	
(Contract Size: 100 Securities, Physical Delivery)																	
3.94	3.827	3.83	-1.80%	June 2026	3.84	3.87	3.76	3.77	3.77	---	---	---	4.07	---	112	3,677	48,574
				September 2026	3.84	3.87	3.79	3.79	3.79	---	---	---	3.92	---	10	50	48
				December 2026	---	---	---	---	3.94	---	---	---	---	---	---	---	---
				March 2027	---	---	---	---	3.96	---	---	---	---	---	---	---	---
EURONEXT ATHENS (CR)																	
(Contract Size: 100 Securities, Physical Delivery)																	
7.5	7.4	7.5	1.35%	June 2026	---	---	---	---	7.28	---	---	---	7.41	---	---	---	290
				September 2026	---	---	---	---	7.44	---	---	---	---	---	---	---	---
				December 2026	---	---	---	---	7.48	---	---	---	---	---	---	---	---
				March 2027	---	---	---	---	7.52	---	---	---	---	---	---	---	---
EYDAP S.A. (CR)																	
(Contract Size: 100 Securities, Physical Delivery)																	
10.68	10.38	10.54	-0.38%	June 2026	10.70	10.70	10.40	10.40	10.40	---	---	---	10.80	---	5	20	13,002
				September 2026	---	---	---	---	10.64	---	---	---	---	---	---	---	---
				December 2026	---	---	---	---	10.70	---	---	---	---	---	---	---	---
				March 2027	---	---	---	---	10.75	---	---	---	---	---	---	---	---
FOURLIS (CR)																	
(Contract Size: 100 Securities, Physical Delivery)																	
4.355	4.3	4.32	-0.23%	June 2026	4.33	4.36	4.32	4.32	4.32	---	---	---	4.94	---	25	142	3,201
				September 2026	---	---	---	---	4.36	---	---	---	---	---	---	---	---
				December 2026	---	---	---	---	4.38	---	---	---	---	---	---	---	---
				March 2027	---	---	---	---	4.40	---	---	---	---	---	---	---	---
GEK TERNA (CR)																	
(Contract Size: 100 Securities, Physical Delivery)																	
42.74	41.96	42.7	2.10%	June 2026	42.22	42.68	42.00	42.10	42.10	---	---	---	43.58	---	37	193	5,262
				September 2026	42.21	42.22	42.21	42.22	42.22	---	---	---	42.22	---	2	2	6
				December 2026	---	---	---	---	42.28	---	---	---	---	---	---	---	---
				March 2027	---	---	---	---	42.49	---	---	---	---	---	---	---	---
HELLENiQ ENERGY (CR)																	
(Contract Size: 100 Securities, Physical Delivery)																	
10.68	10.3	10.3	-2.28%	June 2026	10.57	10.67	10.30	10.30	10.30	---	---	---	10.67	---	7	27	3,928
				September 2026	10.48	10.48	10.12	10.12	10.12	---	---	---	10.48	---	5	11	281
				December 2026	---	---	---	---	10.66	---	---	---	---	---	---	---	---
				March 2027	---	---	---	---	10.71	---	---	---	---	---	---	---	---

Derivatives notes - <https://athens.euronext.com/en/market-data/statistics/eod-closing-prices>

Fixing prices and final open positions can be retrieved from the following path <https://athens.euronext.com/en/market-data/statistics/eod-closing-prices>

Underlying Asset				Derivatives Market													
Price max	Price min	Closing price	change	Delivery Month	Open price	Price max	Price min	Last price	Closing price	Last Bid	Last Ask	Fixing price*	Life high	Life low	Trades	Volume	Open Interest
INTRACOM HOLDINGS (CR)																	
(Contract Size: 100 Securities, Physical Delivery)																	
3.69	3.635	3.665	-0.27%	June 2026	3.68	3.68	3.63	3.63	3.63	---	---	---	3.89	---	31	184	14,146
				September 2026	3.58	3.58	3.51	3.55	3.55	---	---	---	3.83	---	17	68	650
				December 2026	---	---	---	---	3.72	---	---	---	---	---	---	---	---
				March 2027	---	---	---	---	3.73	---	---	---	---	---	---	---	---
JUMBO SA (CR)																	
(Contract Size: 100 Securities, Physical Delivery)																	
23.34	22.84	22.84	-1.04%	June 2026	23.20	23.29	22.70	22.70	22.70	---	---	---	25.68	---	28	94	6,862
				September 2026	23.15	23.15	22.40	22.40	22.40	---	---	---	23.48	---	5	6	42
				December 2026	---	---	---	---	23.33	---	---	---	---	---	---	---	---
				March 2027	---	---	---	---	23.45	---	---	---	---	---	---	---	---
LAMDA DEVELOPMENT SA (CR)																	
(Contract Size: 100 Securities, Physical Delivery)																	
6.245	6.17	6.19	0.49%	June 2026	6.25	6.26	6.20	6.22	6.22	---	---	---	7.09	---	61	220	28,943
				September 2026	6.29	6.31	6.26	6.30	6.30	---	---	---	6.40	---	25	124	309
				December 2026	---	---	---	---	6.23	---	---	---	---	---	---	---	---
				March 2027	---	---	---	---	6.26	---	---	---	---	---	---	---	---
METLEN PLC (CR)																	
(Contract Size: 100 Securities, Physical Delivery)																	
41.08	40.54	40.76	-0.05%	June 2026	41.08	41.08	40.60	40.75	40.75	---	---	---	47.90	---	61	166	14,893
				September 2026	40.24	40.40	40.02	40.05	40.05	---	---	---	41.84	---	16	80	1,450
				December 2026	---	---	---	---	41.23	---	---	---	---	---	---	---	---
				March 2027	---	---	---	---	41.43	---	---	---	---	---	---	---	---
MIG (CR)																	
(Contract Size: 100 Securities, Physical Delivery)																	
3.27	3.19	3.19	-2.45%	June 2026	3.22	3.22	3.22	3.22	3.22	---	---	---	3.43	---	1	2	219
				September 2026	---	---	---	---	3.29	---	---	---	---	---	---	---	---
				December 2026	---	---	---	---	3.31	---	---	---	---	---	---	---	---
				March 2027	---	---	---	---	3.32	---	---	---	---	---	---	---	---
MOTOR OIL (CR)																	
(Contract Size: 100 Securities, Physical Delivery)																	
39.88	39.1	39.88	0.76%	June 2026	39.50	39.80	39.20	39.80	39.80	---	---	---	39.97	---	12	18	437
				September 2026	---	---	---	---	39.82	---	---	---	---	---	---	---	---
				December 2026	---	---	---	---	40.02	---	---	---	---	---	---	---	---
				March 2027	---	---	---	---	40.22	---	---	---	---	---	---	---	---
NATIONAL BANK (CR)																	
(Contract Size: 100 Securities, Physical Delivery)																	
14.885	14.335	14.335	-2.52%	June 2026	14.56	14.56	14.10	14.15	14.15	---	---	---	15.76	---	114	419	15,546
				September 2026	14.46	14.46	14.23	14.23	14.23	---	---	---	14.94	---	17	192	70
				December 2026	---	---	---	---	14.87	---	---	---	---	---	---	---	---
				March 2027	---	---	---	---	14.94	---	---	---	---	---	---	---	---

Derivatives notes - <https://athens.euronext.com/en/market-data/statistics/eod-closing-prices>

Fixing prices and final open positions can be retrieved from the following path <https://athens.euronext.com/en/market-data/statistics/eod-closing-prices>

Underlying Asset				Derivatives Market													
Price max	Price min	Closing price	change	Delivery Month	Open price	Price max	Price min	Last price	Closing price	Last Bid	Last Ask	Fixing price*	Life high	Life low	Trades	Volume	Open Interest
OPTIMA BANK (CR)				(Contract Size: 100 Securities, Physical Delivery)													
10.5	10.16	10.18	-0.78%	June 2026	10.45	10.45	10.21	10.21	10.21	---	---	---	10.82	---	2	2	466
				September 2026	---	---	---	---	10.32	---	---	---	---	---	---	---	---
				December 2026	---	---	---	---	10.37	---	---	---	---	---	---	---	---
				March 2027	---	---	---	---	10.42	---	---	---	---	---	---	---	---
OTE (CR)				(Contract Size: 100 Securities, Physical Delivery)													
18.21	18.13	18.15	-0.27%	June 2026	---	---	---	---	18.17	---	---	---	18.85	---	---	---	847
				September 2026	---	---	---	---	18.16	---	---	---	18.10	---	---	---	29
				December 2026	---	---	---	---	18.40	---	---	---	---	---	---	---	---
				March 2027	---	---	---	---	18.49	---	---	---	---	---	---	---	---
P.P.A. S.A. (CR)				(Contract Size: 100 Securities, Physical Delivery)													
39.45	39.05	39.05	-0.13%	June 2026	38.85	38.85	38.85	38.85	38.85	---	---	---	39.35	---	1	1	41
				September 2026	---	---	---	---	39.33	---	---	---	---	---	---	---	---
				December 2026	---	---	---	---	39.53	---	---	---	---	---	---	---	---
				March 2027	---	---	---	---	39.73	---	---	---	---	---	---	---	---
PIRAEUS BANK (CR)				(Contract Size: 100 Securities, Physical Delivery)													
9.05	8.7	8.7	-2.99%	June 2026	8.99	9.07	8.71	8.74	8.74	---	---	---	9.26	---	239	3,226	48,249
				September 2026	8.95	8.95	8.78	8.78	8.78	---	---	---	9.30	---	17	235	172
				December 2026	---	---	---	---	9.07	---	---	---	---	---	---	---	---
				March 2027	---	---	---	---	9.11	---	---	---	---	---	---	---	---
PPC (CR)				(Contract Size: 100 Securities, Physical Delivery)													
21.48	21.18	21.34	0.47%	June 2026	21.16	21.47	21.16	21.27	21.27	---	---	---	22.45	---	67	295	17,569
				September 2026	21.00	21.00	20.74	21.00	21.00	---	---	---	22.05	---	6	18	221
				December 2026	---	---	---	---	21.47	---	---	---	---	---	---	---	---
				March 2027	---	---	---	---	21.58	---	---	---	---	---	---	---	---
QUEST HOLDINGS (CR)				(Contract Size: 100 Securities, Physical Delivery)													
7.7	7.56	7.56	-1.18%	June 2026	7.25	7.25	7.16	7.16	7.16	---	---	---	7.37	---	6	8	213
				September 2026	---	---	---	---	7.70	---	---	---	---	---	---	---	---
				December 2026	---	---	---	---	7.73	---	---	---	---	---	---	---	---
				March 2027	---	---	---	---	7.77	---	---	---	---	---	---	---	---
TITAN (CB)				(Contract Size: 100 Securities, Physical Delivery)													
50.3	49.3	49.3	-1.40%	June 2026	50.15	50.15	50.15	50.15	50.15	---	---	---	52.30	---	1	2	972
				September 2026	---	---	---	---	49.13	---	---	---	---	---	---	---	430
				December 2026	---	---	---	---	50.55	---	---	---	---	---	---	---	---
				March 2027	---	---	---	---	50.80	---	---	---	---	---	---	---	---

Derivatives notes - <https://athens.euronext.com/en/market-data/statistics/eod-closing-prices>

Fixing prices and final open positions can be retrieved from the following path <https://athens.euronext.com/en/market-data/statistics/eod-closing-prices>

Underlying Asset				Derivatives Market													
Price max	Price min	Closing price	change	Delivery Month	Open price	Price max	Price min	Last price	Closing price	Last Bid	Last Ask	Fixing price*	Life high	Life low	Trades	Volume	Open Interest
VIOHALCO SA/NV (CB)				(Contract Size: 100 Securities, Physical Delivery)													
21.25	20.45	20.9	0.00%	June 2026	21.17	21.17	20.50	20.89	20.89	---	---	---	21.30	---	21	109	2,522
				September 2026	---	---	---	---	20.73	---	---	---	20.35	---	---	---	20
				December 2026	---	---	---	---	21.13	---	---	---	---	---	---	---	---
				March 2027	---	---	---	---	21.24	---	---	---	---	---	---	---	---

Derivatives notes - <https://athens.euronext.com/en/market-data/statistics/eod-closing-prices>

Fixing prices and final open positions can be retrieved from the following path <https://athens.euronext.com/en/market-data/statistics/eod-closing-prices>

FTSE/Athex Large Cap

(Trade Unit: 1 Index Point x 2€ - Exercise Style: European, Cash Settlement)

Call Options																Put Options															
Exercise Price	June 2026						July 2026						Other Months		June 2026						July 2026						Other Months		Exercise Price		
	Open price	Price max	Price min	Last price	Closing price	Volume	Open Interest	Open price	Price max	Price min	Last price	Closing price	Volume	Open Interest	Volume	Open Interest	Open price	Price max	Price min	Last price	Closing price	Volume	Open Interest	Open price	Price max	Price min	Last price	Closing price		Volume	Open Interest
4,000	0.00	0.00	0.00	-	1,955.00	-	-	-	-	-	-	-	-	-	-	0.00	0.00	0.00	-	0.02	-	-	-	-	-	-	-	-	-	-	4,000
4,100	0.00	0.00	0.00	-	1,855.00	-	-	-	-	-	-	-	-	-	-	0.00	0.00	0.00	-	0.06	-	-	-	-	-	-	-	-	-	-	4,100
4,200	0.00	0.00	0.00	-	1,755.00	-	-	-	-	-	-	-	-	-	-	0.00	0.00	0.00	-	0.01	-	-	-	-	-	-	-	-	-	-	4,200
4,300	0.00	0.00	0.00	-	1,655.00	-	-	-	-	-	-	-	-	-	-	0.00	0.00	0.00	-	0.01	-	-	-	-	-	-	-	-	-	-	4,300
4,400	0.00	0.00	0.00	-	1,555.00	-	-	-	-	-	-	-	-	-	-	0.00	0.00	0.00	-	0.01	-	-	-	-	-	-	-	-	-	-	4,400
4,450	0.00	0.00	0.00	-	1,505.00	-	-	-	-	-	-	-	-	-	-	0.00	0.00	0.00	-	0.02	-	-	-	-	-	-	-	-	-	-	4,450
4,500	0.00	0.00	0.00	-	1,455.00	-	-	-	-	-	-	-	-	-	-	0.00	0.00	0.00	-	0.03	-	-	-	-	-	-	-	-	-	-	4,500
4,550	0.00	0.00	0.00	-	1,405.00	-	-	-	-	-	-	-	-	-	-	0.00	0.00	0.00	-	0.05	-	-	-	-	-	-	-	-	-	-	4,550
4,600	0.00	0.00	0.00	-	1,355.00	-	-	-	-	-	-	-	-	-	-	0.00	0.00	0.00	-	0.01	-	-	-	-	-	-	-	-	-	-	4,600
4,650	0.00	0.00	0.00	-	1,305.00	-	-	-	-	-	-	-	-	-	-	0.00	0.00	0.00	-	0.01	-	-	-	-	-	-	-	-	-	-	4,650
4,700	0.00	0.00	0.00	-	1,255.00	-	-	-	-	-	-	-	-	-	-	0.00	0.00	0.00	-	0.01	-	-	-	-	-	-	-	-	-	-	4,700
4,750	0.00	0.00	0.00	-	1,205.00	-	-	-	-	-	-	-	-	-	-	0.00	0.00	0.00	-	0.01	-	-	-	-	-	-	-	-	-	-	4,750
4,800	0.00	0.00	0.00	-	1,155.00	-	-	-	-	-	-	-	-	-	-	0.00	0.00	0.00	-	0.01	-	-	-	-	-	-	-	-	-	-	4,800
4,850	0.00	0.00	0.00	-	1,105.00	-	-	-	-	-	-	-	-	-	-	0.00	0.00	0.00	-	0.01	-	-	-	-	-	-	-	-	-	-	4,850
4,900	0.00	0.00	0.00	-	1,055.00	-	-	-	-	-	-	-	-	-	-	0.00	0.00	0.00	-	0.02	-	-	-	-	-	-	-	-	-	-	4,900
4,950	0.00	0.00	0.00	-	1,005.00	-	-	-	-	-	-	-	-	-	-	0.00	0.00	0.00	-	0.01	-	-	-	-	-	-	-	-	-	-	4,950
5,000	0.00	0.00	0.00	-	955.00	-	-	-	-	-	-	-	-	-	-	0.00	0.00	0.00	-	0.02	-	-	-	-	-	-	-	-	-	-	5,000
5,050	0.00	0.00	0.00	-	905.00	-	-	0.00	0.00	0.00	-	871.00	-	-	0.00	0.00	0.00	-	0.03	-	-	0.00	0.00	0.00	-	4.30	-	-	-	5,050	
5,100	0.00	0.00	0.00	-	856.00	-	-	0.00	0.00	0.00	-	823.00	-	-	0.00	0.00	0.00	-	0.07	-	-	0.00	0.00	0.00	-	5.90	-	-	-	5,100	
5,150	0.00	0.00	0.00	-	806.00	-	-	0.00	0.00	0.00	-	775.00	-	-	0.00	0.00	0.00	-	0.14	-	-	0.00	0.00	0.00	-	8.00	-	-	-	5,150	
5,200	0.00	0.00	0.00	-	756.00	-	-	0.00	0.00	0.00	-	728.00	-	-	0.00	0.00	0.00	-	0.27	-	5	0.00	0.00	0.00	-	10.75	-	-	-	5,200	
5,250	0.00	0.00	0.00	-	706.00	-	-	0.00	0.00	0.00	-	681.00	-	-	0.00	0.00	0.00	-	0.50	-	-	0.00	0.00	0.00	-	14.00	-	-	-	5,250	
5,300	0.00	0.00	0.00	-	657.00	-	-	0.00	0.00	0.00	-	636.00	-	-	0.00	0.00	0.00	-	0.90	-	-	0.00	0.00	0.00	-	18.25	-	-	-	5,300	
5,350	0.00	0.00	0.00	-	607.00	-	-	0.00	0.00	0.00	-	591.00	-	-	0.00	0.00	0.00	-	1.60	-	-	0.00	0.00	0.00	-	23.50	-	-	-	5,350	
5,400	0.00	0.00	0.00	-	558.00	-	-	0.00	0.00	0.00	-	547.00	-	-	0.00	0.00	0.00	-	2.60	-	10	0.00	0.00	0.00	-	29.75	-	-	-	5,400	
5,450	0.00	0.00	0.00	-	510.00	-	-	0.00	0.00	0.00	-	505.00	-	-	0.00	0.00	0.00	-	4.20	-	-	0.00	0.00	0.00	-	37.50	-	-	-	5,450	
5,500	0.00	0.00	0.00	-	462.00	-	30	0.00	0.00	0.00	-	464.00	-	-	0.00	0.00	0.00	-	6.60	-	7	0.00	0.00	0.00	-	46.50	-	-	-	5,500	
5,550	0.00	0.00	0.00	-	416.00	-	193	0.00	0.00	0.00	-	425.00	-	-	0.00	0.00	0.00	-	10.00	-	8	0.00	0.00	0.00	-	57.00	-	-	-	5,550	
5,600	0.00	0.00	0.00	-	371.00	-	32	0.00	0.00	0.00	-	387.00	-	31	0.00	0.00	0.00	-	15.00	-	90	0.00	0.00	0.00	-	69.00	-	62	-	5,600	
5,650	0.00	0.00	0.00	-	327.00	-	60	0.00	0.00	0.00	-	351.00	-	30	0.00	0.00	0.00	-	21.50	-	89	0.00	0.00	0.00	-	83.00	-	30	-	5,650	
5,700	0.00	0.00	0.00	-	286.00	-	124	0.00	0.00	0.00	-	317.00	-	91	0.00	0.00	0.00	-	30.00	-	127	0.00	0.00	0.00	-	99.00	-	90	-	5,700	
5,750	0.00	0.00	0.00	-	247.00	-	99	0.00	0.00	0.00	-	285.00	-	30	45.00	0.00	45.00	45.00	45.00	1	120	0.00	0.00	0.00	-	117.00	-	60	-	5,750	
5,800	0.00	0.00	0.00	-	211.00	-	33	0.00	0.00	0.00	-	255.00	-	150	55.00	0.00	55.00	55.00	55.00	1	103	0.00	0.00	0.00	-	136.00	-	90	-	5,800	
5,850	0.00	0.00	0.00	-	178.00	-	32	0.00	0.00	0.00	-	227.00	-	60	0.00	0.00	0.00	-	71.50	-	100	0.00	0.00	0.00	-	158.00	-	30	-	5,850	
5,900	131.00	131.00	124.00	124.00	124.00	31	42	182.00	182.00	182.00	182.00	182.00	30	60	105.00	131.00	103.00	103.00	103.00	92	62	0.00	0.00	0.00	-	182.00	-	90	-	5,900	
5,950	121.00	121.00	105.00	105.00	105.00	92	36	0.00	0.00	0.00	-	177.00	-	2	0.00	121.00	0.00	-	115.00	-	2	0.00	0.00	0.00	-	208.00	-	180	-	5,950	

FTSE/Athex Large Cap

(Trade Unit: 1 Index Point x 2€ - Exercise Style: European, Cash Settlement)

Exercise Price	Call Options														Put Options																		
	June 2026							July 2026							Other Months		June 2026							July 2026							Other Months		Exercise Price
	Open price	Price max	Price min	Last price	Closing price	Volume	Open Interest	Open price	Price max	Price min	Last price	Closing price	Volume	Open Interest	Volume	Open Interest	Open price	Price max	Price min	Last price	Closing price	Volume	Open Interest	Open price	Price max	Price min	Last price	Closing price	Volume	Open Interest	Volume	Open Interest	
6,000	0.00	0.00	0.00	-	98.00	-	41	141.00	141.00	141.00	141.00	141.00	1	60			154.00	0.00	154.00	154.00	154.00	30	30	0.00	0.00	0.00	-	236.00	-	110			
6,050	0.00	0.00	0.00	-	78.00	-	11	140.00	140.00	140.00	140.00	140.00	1	60			0.00	0.00	0.00	-	172.00	-	120	0.00	0.00	0.00	-	266.00	-	150			6,050
6,100	49.00	49.00	49.00	49.00	49.00	5	12	0.00	0.00	0.00	-	117.00	-	31			0.00	49.00	0.00	-	205.00	-	30	0.00	0.00	0.00	-	298.00	-	120			6,100
6,150	0.00	0.00	0.00	-	47.50	-	-	0.00	0.00	0.00	-	101.00	-	-			0.00	0.00	0.00	-	241.00	-	-	0.00	0.00	0.00	-	332.00	-	-			6,150
6,200	0.00	0.00	0.00	-	36.00	-	-	0.00	0.00	0.00	-	87.00	-	-			0.00	0.00	0.00	-	280.00	-	-	0.00	0.00	0.00	-	368.00	-	-			6,200
6,250	0.00	0.00	0.00	-	27.00	-	-	0.00	0.00	0.00	-	74.50	-	-			0.00	0.00	0.00	-	320.00	-	-	0.00	0.00	0.00	-	405.00	-	-			6,250
6,300	0.00	0.00	0.00	-	19.75	-	-	0.00	0.00	0.00	-	63.00	-	-			0.00	0.00	0.00	-	363.00	-	-	0.00	0.00	0.00	-	443.00	-	-			6,300
6,350	0.00	0.00	0.00	-	14.50	-	-	0.00	0.00	0.00	-	53.50	-	-			0.00	0.00	0.00	-	408.00	-	-	0.00	0.00	0.00	-	484.00	-	-			6,350
6,400	0.00	0.00	0.00	-	10.25	-	-	0.00	0.00	0.00	-	45.00	-	-			0.00	0.00	0.00	-	454.00	-	-	0.00	0.00	0.00	-	525.00	-	-			6,400
6,450	0.00	0.00	0.00	-	7.20	-	-	0.00	0.00	0.00	-	37.50	-	-			0.00	0.00	0.00	-	501.00	-	-	0.00	0.00	0.00	-	567.00	-	-			6,450
6,500	0.00	0.00	0.00	-	5.00	-	-	0.00	0.00	0.00	-	31.25	-	-			0.00	0.00	0.00	-	548.00	-	-	0.00	0.00	0.00	-	611.00	-	-			6,500
6,550	0.00	0.00	0.00	-	3.40	-	-	0.00	0.00	0.00	-	25.75	-	-			0.00	0.00	0.00	-	597.00	-	-	0.00	0.00	0.00	-	656.00	-	-			6,550
6,600	0.00	0.00	0.00	-	2.30	-	-	-	-	-	-	-	-	-			0.00	0.00	0.00	-	645.00	-	-	-	-	-	-	-	-	-			6,600
6,650	0.00	0.00	0.00	-	1.50	-	-	-	-	-	-	-	-	-			0.00	0.00	0.00	-	695.00	-	-	-	-	-	-	-	-	-			6,650
Totals:						128	745						32	605	0	0							124	903					0	1,012	0	0	
Number of Trades:							7						3		0								9					0		0			

Allwyn AG (CR)

(Contract Size: 100 Securities, Exercise Style: American, Physical Delivery)

Call Options														Put Options																		
June 2026							July 2026							Other Months		June 2026							July 2026							Other Months		Exercise Price
Open price	Price max	Price min	Last price	Closing price	Volume	Open Interest	Open price	Price max	Price min	Last price	Closing price	Volume	Open Interest	Volume	Open Interest	Open price	Price max	Price min	Last price	Closing price	Volume	Open Interest	Open price	Price max	Price min	Last price	Closing price	Volume	Open Interest	Volume	Open Interest	
8.500	0.000	0.000	0.000	4.68	-	-	0.000	0.000	0.000	0.000	4.69	-	-			0.000	0.000	0.000	0.001	-	-	0.000	0.000	0.000	0.000	0.001	-	-			0.085	
8.750	0.000	0.000	0.000	4.43	-	-	0.000	0.000	0.000	0.000	4.44	-	-			0.000	0.000	0.000	0.001	-	-	0.000	0.000	0.000	0.000	0.001	-	-			0.088	
9.000	0.000	0.000	0.000	4.18	-	-	0.000	0.000	0.000	0.000	4.19	-	-			0.000	0.000	0.000	0.001	-	-	0.000	0.000	0.000	0.000	0.001	-	-			0.090	
9.250	0.000	0.000	0.000	3.93	-	-	0.000	0.000	0.000	0.000	3.94	-	-			0.000	0.000	0.000	0.001	-	-	0.000	0.000	0.000	0.000	0.001	-	-			0.093	
9.500	0.000	0.000	0.000	3.68	-	-	0.000	0.000	0.000	0.000	3.69	-	-			0.000	0.000	0.000	0.001	-	-	0.000	0.000	0.000	0.000	0.002	-	-			0.095	
9.750	0.000	0.000	0.000	3.43	-	-	0.000	0.000	0.000	0.000	3.45	-	-			0.000	0.000	0.000	0.001	-	-	0.000	0.000	0.000	0.000	0.003	-	-			0.098	
10.000	0.000	0.000	0.000	3.18	-	-	0.000	0.000	0.000	0.000	3.20	-	-			0.000	0.000	0.000	0.001	-	-	0.000	0.000	0.000	0.000	0.006	-	-			0.100	
10.500	0.000	0.000	0.000	2.68	-	-	0.000	0.000	0.000	0.000	2.71	-	-			0.000	0.000	0.000	0.001	-	-	0.000	0.000	0.000	0.000	0.019	-	-			0.105	
11.000	0.000	0.000	0.000	2.18	-	-	0.000	0.000	0.000	0.000	2.24	-	-			0.000	0.000	0.000	0.003	-	-	0.000	0.000	0.000	0.000	0.046	-	-			0.110	
11.500	0.000	0.000	0.000	1.69	-	-	0.000	0.000	0.000	0.000	1.80	-	-			0.000	0.000	0.000	0.013	-	35	0.000	0.000	0.000	0.000	0.103	-	-			0.115	
12.000	0.000	0.000	0.000	1.23	-	-	0.000	0.000	0.000	0.000	1.40	-	10			0.000	0.000	0.000	0.050	-	15	0.000	0.000	0.000	0.000	0.201	-	-			0.120	
12.500	0.000	0.000	0.000	0.823	-	-	0.000	0.000	0.000	0.000	1.05	-	-			0.000	0.000	0.000	0.142	-	-	0.000	0.000	0.000	0.000	0.350	-	-			0.125	
13.000	0.000	0.000	0.000	0.497	-	15	0.000	0.000	0.000	0.000	0.757	-	-			0.000	0.000	0.000	0.316	-	-	0.000	0.000	0.000	0.000	0.557	-	-			0.130	
13.500	0.000	0.000	0.000	0.266	-	-	0.000	0.000	0.000	0.000	0.525	-	-			0.000	0.000	0.000	0.585	-	-	0.000	0.000	0.000	0.000	0.825	-	-			0.135	
14.000	0.000	0.000	0.000	0.126	-	-	0.000	0.000	0.000	0.000	0.351	-	-			0.000	0.000	0.000	0.946	-	-	0.000	0.000	0.000	0.000	1.15	-	-			0.140	
14.500	0.000	0.000	0.000	0.054	-	-	0.000	0.000	0.000	0.000	0.225	-	-			0.000	0.000	0.000	1.37	-	-	0.000	0.000	0.000	0.000	1.53	-	-			0.145	
15.000	0.000	0.000	0.000	0.019	-	-	0.000	0.000	0.000	0.000	0.139	-	-			0.000	0.000	0.000	1.84	-	-	0.000	0.000	0.000	0.000	1.94	-	-			0.150	
15.500	0.000	0.000	0.000	0.006	-	-	0.000	0.000	0.000	0.000	0.083	-	-			0.000	0.000	0.000	2.33	-	-	0.000	0.000	0.000	0.000	2.39	-	-			0.155	
16.000	0.000	0.000	0.000	0.002	-	-	0.000	0.000	0.000	0.000	0.048	-	-			0.000	0.000	0.000	2.83	-	-	0.000	0.000	0.000	0.000	2.86	-	-			0.160	
16.500	0.000	0.000	0.000	0.001	-	-	0.000	0.000	0.000	0.000	0.027	-	-			0.000	0.000	0.000	3.33	-	-	0.000	0.000	0.000	0.000	3.34	-	-			0.165	
17.000	0.000	0.000	0.000	0.001	-	-	0.000	0.000	0.000	0.000	0.014	-	-			0.000	0.000	0.000	3.83	-	-	0.000	0.000	0.000	0.000	3.83	-	-			0.170	
17.500	0.000	0.000	0.000	0.003	-	-	0.000	0.000	0.000	0.000	0.007	-	-			0.000	0.000	0.000	4.33	-	-	0.000	0.000	0.000	0.000	4.33	-	-			0.175	
18.000	0.000	0.000	0.000	0.001	-	-	0.000	0.000	0.000	0.000	0.004	-	-			0.000	0.000	0.000	4.83	-	-	0.000	0.000	0.000	0.000	4.83	-	-			0.180	
18.500	0.000	0.000	0.000	0.001	-	-	0.000	0.000	0.000	0.000	0.002	-	-			0.000	0.000	0.000	5.33	-	-	0.000	0.000	0.000	0.000	5.33	-	-			0.185	
19.000	0.000	0.000	0.000	0.001	-	-	0.000	0.000	0.000	0.000	0.001	-	-			0.000	0.000	0.000	5.83	-	50	0.000	0.000	0.000	0.000	5.83	-	-			0.190	
19.500	0.000	0.000	0.000	0.001	-	-						-	-			0.000	0.000	0.000	6.33	-	50						-	-			0.195	
20.000	0.000	0.000	0.000	0.001	-	-						-	-			0.000	0.000	0.000	6.83	-	-						-	-			0.200	
21.000	0.000	0.000	0.000	0.001	-	-						-	-			0.000	0.000	0.000	7.83	-	-						-	-			0.210	
22.000	0.000	0.000	0.000	0.001	-	-						-	-			0.000	0.000	0.000	8.83	-	-						-	-			0.220	
23.000	0.000	0.000	0.000	0.001	-	-						-	-			0.000	0.000	0.000	9.83	-	-						-	-			0.230	
24.000	0.000	0.000	0.000	0.001	-	-						-	-			0.000	0.000	0.000	10.83	-	-						-	-			0.240	
25.000	0.000	0.000	0.000	0.002	-	-						-	-			0.000	0.000	0.000	11.83	-	-						-	-			0.250	
26.000	0.000	0.000	0.000	0.001	-	-						-	-			0.000	0.000	0.000	12.83	-	-						-	-			0.260	
27.000	0.000	0.000	0.000	0.001	-	-						-	-			0.000	0.000	0.000	13.83	-	-						-	-			0.270	
28.000	0.000	0.000	0.000	0.001	-	-						-	-			0.000	0.000	0.000	14.83	-	-						-	-			0.280	
29.000	0.000	0.000	0.000	0.001	-	-						-	-			0.000	0.000	0.000	15.83	-	-						-	-			0.290	

Allwyn AG (CR)

(Contract Size: 100 Securities, Exercise Style: American, Physical Delivery)

	Call Options														Put Options																		
	June 2026						July 2026						Other Months		June 2026						July 2026						Other Months						
Exercise Price	Open price	Price max	Price min	Last price	Closing price	Volume	Open Interest	Open price	Price max	Price min	Last price	Closing price	Volume	Open Interest	Volume	Open Interest	Open price	Price max	Price min	Last price	Closing price	Volume	Open Interest	Open price	Price max	Price min	Last price	Closing price	Volume	Open Interest	Volume	Open Interest	Exercise Price
30.000	0.000	0.000	0.000		0.001	-	-						-	-			0.000	0.000	0.000		16.83	-	-						-	-			0.300
Totals:						0	15						0	10	0	0					0	150						0	0	0	0		
Number of Trades:							0						0		0						0.00						0		0				

ALPHA BANK (CR)

(Contract Size: 100 Securities, Exercise Style: American, Physical Delivery)

Call Options																Put Options																	
Exercise Price	June 2026						July 2026						Other Months		June 2026						July 2026						Other Months		Exercise Price				
	Open price	Price max	Price min	Last price	Closing price	Volume	Open Interest	Open price	Price max	Price min	Last price	Closing price	Volume	Open Interest	Volume	Open Interest	Open price	Price max	Price min	Last price	Closing price	Volume	Open Interest	Open price	Price max	Price min	Last price	Closing price		Volume	Open Interest	Volume	Open Interest
2.000	0.000	0.000	0.000		1.80	-	-										0.000	0.000	0.000		0.001	-	-										0.020
2.100	0.000	0.000	0.000		1.70	-	-										0.000	0.000	0.000		0.001	-	-										0.021
2.200	0.000	0.000	0.000		1.60	-	-										0.000	0.000	0.000		0.001	-	-										0.022
2.300	0.000	0.000	0.000		1.50	-	-										0.000	0.000	0.000		0.001	-	-										0.023
2.400	0.000	0.000	0.000		1.40	-	-	0.000	0.000	0.000		1.41	-	-			0.000	0.000	0.000		0.001	-	-	0.000	0.000	0.000		0.001	-	-			0.024
2.500	0.000	0.000	0.000		1.30	-	-	0.000	0.000	0.000		1.31	-	-			0.000	0.000	0.000		0.001	-	-	0.000	0.000	0.000		0.001	-	-			0.025
2.600	0.000	0.000	0.000		1.20	-	-	0.000	0.000	0.000		1.21	-	-			0.000	0.000	0.000		0.001	-	-	0.000	0.000	0.000		0.003	-	-			0.026
2.700	0.000	0.000	0.000		1.10	-	-	0.000	0.000	0.000		1.11	-	-			0.000	0.000	0.000		0.001	-	-	0.000	0.000	0.000		0.005	-	-			0.027
2.800	0.000	0.000	0.000		1.00	-	-	0.000	0.000	0.000		1.02	-	-			0.000	0.000	0.000		0.001	-	-	0.000	0.000	0.000		0.009	-	-			0.028
2.900	0.000	0.000	0.000		0.903	-	-	0.000	0.000	0.000		0.922	-	-			0.000	0.000	0.000		0.001	-	-	0.000	0.000	0.000		0.015	-	-			0.029
3.000	0.000	0.000	0.000		0.804	-	-	0.000	0.000	0.000		0.830	-	-			0.000	0.000	0.000		0.002	-	-	0.000	0.000	0.000		0.023	-	-			0.030
3.100	0.000	0.000	0.000		0.707	-	-	0.000	0.000	0.000		0.742	-	-			0.000	0.000	0.000		0.004	-	-	0.000	0.000	0.000		0.034	-	-			0.031
3.200	0.000	0.000	0.000		0.611	-	-	0.000	0.000	0.000		0.659	-	-			0.000	0.000	0.000		0.009	-	-	0.000	0.000	0.000		0.051	-	-			0.032
3.300	0.000	0.000	0.000		0.520	-	-	0.000	0.000	0.000		0.579	-	-			0.000	0.000	0.000		0.017	-	-	0.000	0.000	0.000		0.071	-	-			0.033
3.400	0.000	0.000	0.000		0.433	-	-	0.000	0.000	0.000		0.505	-	-			0.000	0.000	0.000		0.030	-	-	0.000	0.000	0.000		0.097	-	-			0.034
3.500	0.000	0.000	0.000		0.353	-	-	0.000	0.000	0.000		0.437	-	-			0.000	0.000	0.000		0.050	-	-	0.000	0.000	0.000		0.129	-	-			0.035
3.600	0.000	0.000	0.000		0.281	-	-	0.000	0.000	0.000		0.374	-	-			0.000	0.000	0.000		0.077	-	45	0.000	0.000	0.000		0.165	-	-			0.036
3.700	0.000	0.000	0.000		0.217	-	-	0.000	0.000	0.000		0.319	-	-			0.000	0.000	0.000		0.114	-	15	0.000	0.000	0.000		0.211	-	-			0.037
3.800	0.000	0.000	0.000		0.164	-	-	0.000	0.000	0.000		0.267	-	-			0.000	0.000	0.000		0.160	-	-	0.000	0.000	0.000		0.258	-	-			0.038
3.900	0.000	0.000	0.000		0.121	-	2,000	0.000	0.000	0.000		0.225	-	-			0.000	0.000	0.000		0.218	-	-	0.000	0.000	0.000		0.316	-	-			0.039
4.000	0.000	0.000	0.000		0.087	-	10	0.000	0.000	0.000		0.185	-	-			0.000	0.000	0.000		0.284	-	-	0.000	0.000	0.000		0.376	-	-			0.040
4.250	0.000	0.000	0.000		0.034	-	-	0.000	0.000	0.000		0.113	-	-			0.000	0.000	0.000		0.481	-	-	0.000	0.000	0.000		0.554	-	-			0.043
4.400	0.000	0.000	0.000		0.018	-	-										0.000	0.000	0.000		0.615	-	-										0.044
4.500	0.000	0.000	0.000		0.011	-	-	0.000	0.000	0.000		0.065	-	-			0.000	0.000	0.000		0.709	-	-	0.000	0.000	0.000		0.757	-	-			0.045
4.750	0.000	0.000	0.000		0.003	-	-	0.000	0.000	0.000		0.036	-	-			0.000	0.000	0.000		0.951	-	-	0.000	0.000	0.000		0.978	-	-			0.048
4.800	0.000	0.000	0.000		0.002	-	-										0.000	0.000	0.000		1.00	-	-										0.048
5.000	0.000	0.000	0.000		0.001	-	-	0.000	0.000	0.000		0.019	-	-			0.000	0.000	0.000		1.20	-	-	0.000	0.000	0.000		1.21	-	-			0.050
5.250	0.000	0.000	0.000		0.001	-	-	0.000	0.000	0.000		0.010	-	-			0.000	0.000	0.000		1.45	-	-	0.000	0.000	0.000		1.45	-	-			0.053
5.500	0.000	0.000	0.000		0.001	-	-	0.000	0.000	0.000		0.005	-	-			0.000	0.000	0.000		1.70	-	-	0.000	0.000	0.000		1.70	-	-			0.055
5.750	0.000	0.000	0.000		0.001	-	-	0.000	0.000	0.000		0.002	-	-			0.000	0.000	0.000		1.95	-	-	0.000	0.000	0.000		1.95	-	-			0.058
6.000	0.000	0.000	0.000		0.001	-	-	0.000	0.000	0.000		0.001	-	-			0.000	0.000	0.000		2.20	-	-	0.000	0.000	0.000		2.20	-	-			0.060
6.250	0.000	0.000	0.000		0.001	-	-	0.000	0.000	0.000		0.001	-	-			0.000	0.000	0.000		2.45	-	-	0.000	0.000	0.000		2.45	-	-			0.063
6.500	0.000	0.000	0.000		0.001	-	-										0.000	0.000	0.000		2.70	-	-										0.065
6.750	0.000	0.000	0.000		0.001	-	-										0.000	0.000	0.000		2.95	-	-										0.068
7.000	0.000	0.000	0.000		0.001	-	-										0.000	0.000	0.000		3.20	-	-										0.070

ALPHA BANK (CR)

(Contract Size: 100 Securities, Exercise Style: American, Physical Delivery)

Exercise Price	Call Options														Put Options										Exercise Price										
	June 2026				July 2026				Other Months		June 2026				July 2026				Other Months																
	Open price	Price max	Price min	Last price	Closing price	Volume	Open Interest	Open price	Price max	Price min	Last price	Closing price	Volume	Open Interest	Volume	Open Interest	Open price	Price max	Price min	Last price	Closing price	Volume	Open Interest	Volume		Open Interest									
Totals:						0	2,010							0	0	0	0							0	60							0	0	0	0
Number of Trades:							0							0		0								0.00							0		0		

NATIONAL BANK (CR)

(Contract Size: 100 Securities, Exercise Style: American, Physical Delivery)

Call Options																Put Options																			
June 2026								July 2026								Other Months		June 2026						July 2026					Other Months		Exercise Price				
Exercise Price	Open price	Price max	Price min	Last price	Closing price	Volume	Open Interest	Open price	Price max	Price min	Last price	Closing price	Volume	Open Interest	Volume	Open Interest	Open price	Price max	Price min	Last price	Closing price	Volume	Open Interest	Open price	Price max	Price min	Last price	Closing price	Volume	Open Interest		Volume	Open Interest		
8.250	0.000	0.000	0.000		6.47	-	-										0.000	0.000	0.000		0.001	-	-										0.083		
8.400	0.000	0.000	0.000		6.32	-	-										0.000	0.000	0.000		0.001	-	-										0.084		
8.500	0.000	0.000	0.000		6.22	-	-										0.000	0.000	0.000		0.001	-	-										0.085		
8.750	0.000	0.000	0.000		5.97	-	-										0.000	0.000	0.000		0.001	-	-										0.088		
8.800	0.000	0.000	0.000		5.92	-	-										0.000	0.000	0.000		0.001	-	-										0.088		
9.000	0.000	0.000	0.000		5.72	-	-										0.000	0.000	0.000		0.001	-	-										0.090		
9.200	0.000	0.000	0.000		5.52	-	-										0.000	0.000	0.000		0.001	-	-										0.092		
9.250	0.000	0.000	0.000		5.47	-	-	0.000	0.000	0.000		5.48	-	-			0.000	0.000	0.000		0.001	-	-	0.000	0.000	0.000		0.001	-	-			0.093		
9.500	0.000	0.000	0.000		5.22	-	-	0.000	0.000	0.000		5.23	-	-			0.000	0.000	0.000		0.001	-	-	0.000	0.000	0.000		0.001	-	-			0.095		
9.600	0.000	0.000	0.000		5.12	-	-										0.000	0.000	0.000		0.001	-	-										0.096		
9.750	0.000	0.000	0.000		4.97	-	-	0.000	0.000	0.000		4.99	-	-			0.000	0.000	0.000		0.001	-	-	0.000	0.000	0.000		0.001	-	-			0.098		
10.000	0.000	0.000	0.000		4.72	-	-	0.000	0.000	0.000		4.74	-	-			0.000	0.000	0.000		0.002	-	-	0.000	0.000	0.000		0.002	-	-			0.100		
10.500	0.000	0.000	0.000		4.22	-	-	0.000	0.000	0.000		4.24	-	-			0.000	0.000	0.000		0.001	-	-	0.000	0.000	0.000		0.007	-	-			0.105		
11.000	0.000	0.000	0.000		3.72	-	-	0.000	0.000	0.000		3.75	-	-			0.000	0.000	0.000		0.001	-	-	0.000	0.000	0.000		0.017	-	-			0.110		
11.500	0.000	0.000	0.000		3.22	-	-	0.000	0.000	0.000		3.28	-	-			0.000	0.000	0.000		0.002	-	-	0.000	0.000	0.000		0.038	-	-			0.115		
12.000	0.000	0.000	0.000		2.73	-	-	0.000	0.000	0.000		2.81	-	-			0.000	0.000	0.000		0.007	-	-	0.000	0.000	0.000		0.075	-	-			0.120		
12.500	0.000	0.000	0.000		2.24	-	-	0.000	0.000	0.000		2.38	-	-			0.000	0.000	0.000		0.021	-	133	0.000	0.000	0.000		0.136	-	-			0.125		
13.000	0.000	0.000	0.000		1.78	-	-	0.000	0.000	0.000		1.97	-	-			0.000	0.000	0.000		0.058	-	1	0.000	0.000	0.000		0.227	-	-			0.130		
13.500	0.000	0.000	0.000		1.35	-	-	0.000	0.000	0.000		1.60	-	-			0.000	0.000	0.000		0.130	-	147	0.000	0.000	0.000		0.356	-	-			0.135		
14.000	0.000	0.000	0.000		0.977	-	-	0.000	0.000	0.000		1.28	-	-			0.000	0.000	0.000		0.255	-	-	0.000	0.000	0.000		0.533	-	-			0.140		
14.500	0.000	0.000	0.000		0.672	-	-	0.000	0.000	0.000		0.999	-	-			0.000	0.000	0.000		0.450	-	10	0.000	0.000	0.000		0.756	-	-			0.145		
15.000	0.000	0.000	0.000		0.434	-	15	0.000	0.000	0.000		0.766	-	-			0.000	0.000	0.000		0.712	-	-	0.000	0.000	0.000		1.02	-	-			0.150		
15.500	0.000	0.000	0.000		0.262	-	15	0.000	0.000	0.000		0.572	-	-			0.000	0.000	0.000		1.04	-	-	0.000	0.000	0.000		1.33	-	-			0.155		
16.000	0.000	0.000	0.000		0.151	-	-	0.000	0.000	0.000		0.415	-	-			0.000	0.000	0.000		1.43	-	-	0.000	0.000	0.000		1.67	-	-			0.160		
16.500	0.000	0.000	0.000		0.082	-	-	0.000	0.000	0.000		0.304	-	-			0.000	0.000	0.000		1.86	-	-	0.000	0.000	0.000		2.06	-	-			0.165		
17.000	0.000	0.000	0.000		0.042	-	-	0.000	0.000	0.000		0.216	-	-			0.000	0.000	0.000		2.32	-	-	0.000	0.000	0.000		2.47	-	-			0.170		
17.500	0.000	0.000	0.000		0.020	-	-	0.000	0.000	0.000		0.147	-	-			0.000	0.000	0.000		2.80	-	-	0.000	0.000	0.000		2.91	-	-			0.175		
18.000	0.000	0.000	0.000		0.009	-	-	0.000	0.000	0.000		0.102	-	-			0.000	0.000	0.000		3.29	-	-	0.000	0.000	0.000		3.36	-	-			0.180		
18.500	0.000	0.000	0.000		0.004	-	-	0.000	0.000	0.000		0.069	-	-			0.000	0.000	0.000		3.79	-	-	0.000	0.000	0.000		3.83	-	-			0.185		
19.000	0.000	0.000	0.000		0.002	-	-	0.000	0.000	0.000		0.044	-	-			0.000	0.000	0.000		4.29	-	-	0.000	0.000	0.000		4.31	-	-			0.190		
19.500	0.000	0.000	0.000		0.001	-	-	0.000	0.000	0.000		0.030	-	-			0.000	0.000	0.000		4.79	-	-	0.000	0.000	0.000		4.80	-	-			0.195		
20.000	0.000	0.000	0.000		0.001	-	-	0.000	0.000	0.000		0.019	-	-			0.000	0.000	0.000		5.29	-	-	0.000	0.000	0.000		5.29	-	-			0.200		
21.000	0.000	0.000	0.000		0.002	-	-										0.000	0.000	0.000		6.29	-	-										0.210		
22.000	0.000	0.000	0.000		0.001	-	-										0.000	0.000	0.000		7.29	-	-										0.220		
Totals:						0	30							0	0	0	0	0							0	291						0	0	0	0
Number of Trades:						0							0	0	0							0.00						0	0						

OTE (CR)

(Contract Size: 100 Securities, Exercise Style: American, Physical Delivery)

Call Options														Put Options																			
June 2026							July 2026							Other Months		June 2026							July 2026							Other Months		Exercis Price	
Open price	Price max	Price min	Last price	Closing price	Volume	Open Interest	Open price	Price max	Price min	Last price	Closing price	Volume	Open Interest	Volume	Open Interest	Open price	Price max	Price min	Last price	Closing price	Volume	Open Interest	Open price	Price max	Price min	Last price	Closing price	Volume	Open Interest	Volume	Open Interest		
10.000	0.000	0.000	0.000	8.21	-	-										0.000	0.000	0.000	0.001	-	-											0.100	
10.500	0.000	0.000	0.000	7.71	-	-										0.000	0.000	0.000	0.001	-	-											0.105	
11.000	0.000	0.000	0.000	7.21	-	-										0.000	0.000	0.000	0.001	-	-											0.110	
11.500	0.000	0.000	0.000	6.71	-	-										0.000	0.000	0.000	0.001	-	-											0.115	
12.000	0.000	0.000	0.000	6.21	-	-										0.000	0.000	0.000	0.002	-	-											0.120	
12.500	0.000	0.000	0.000	5.71	-	-										0.000	0.000	0.000	0.001	-	-											0.125	
13.000	0.000	0.000	0.000	5.21	-	-	0.000	0.000	0.000		5.23	-	-			0.000	0.000	0.000	0.001	-	-	0.000	0.000	0.000	0.001	-	-					0.130	
13.500	0.000	0.000	0.000	4.71	-	-	0.000	0.000	0.000		4.73	-	-			0.000	0.000	0.000	0.001	-	-	0.000	0.000	0.000	0.001	-	-					0.135	
14.000	0.000	0.000	0.000	4.21	-	-	0.000	0.000	0.000		4.24	-	-			0.000	0.000	0.000	0.001	-	-	0.000	0.000	0.000	0.004	-	-					0.140	
14.500	0.000	0.000	0.000	3.71	-	-	0.000	0.000	0.000		3.75	-	-			0.000	0.000	0.000	0.001	-	-	0.000	0.000	0.000	0.011	-	-					0.145	
15.000	0.000	0.000	0.000	3.21	-	-	0.000	0.000	0.000		3.26	-	-			0.000	0.000	0.000	0.001	-	-	0.000	0.000	0.000	0.025	-	-					0.150	
15.500	0.000	0.000	0.000	2.71	-	-	0.000	0.000	0.000		2.79	-	-			0.000	0.000	0.000	0.002	-	-	0.000	0.000	0.000	0.053	-	-					0.155	
16.000	0.000	0.000	0.000	2.22	-	-	0.000	0.000	0.000		2.34	-	-			0.000	0.000	0.000	0.003	-	-	0.000	0.000	0.000	0.101	-	-					0.160	
16.500	0.000	0.000	0.000	1.73	-	-	0.000	0.000	0.000		1.92	-	-			0.000	0.000	0.000	0.014	-	-	0.000	0.000	0.000	0.180	-	-					0.165	
17.000	0.000	0.000	0.000	1.27	-	-	0.000	0.000	0.000		1.54	-	-			0.000	0.000	0.000	0.051	-	45	0.000	0.000	0.000	0.297	-	-					0.170	
17.500	0.000	0.000	0.000	0.855	-	-	0.000	0.000	0.000		1.20	-	-			0.119	0.119	0.119	0.119	0.119	15	107	0.000	0.000	0.000	0.459	-	-					0.175
18.000	0.000	0.000	0.000	0.521	-	-	0.000	0.000	0.000		0.913	-	-			0.292	0.292	0.292	0.292	0.292	15	91	0.000	0.000	0.000	0.672	-	-					0.180
18.500	0.231	0.231	0.231	0.231	0.231	15	15	0.000	0.000	0.000		0.676	-	-			0.000	0.000	0.000	0.566	-	-	0.000	0.000	0.000	0.934	-	-					0.185
19.000	0.000	0.000	0.000	0.136	-	75	0.207	0.207	0.207	0.207	0.207	15	30			0.000	0.000	0.000	0.922	-	-	0.000	0.000	0.000	1.24	-	-					0.190	
19.500	0.000	0.000	0.000	0.057	-	45	0.000	0.000	0.000		0.338	-	-			0.000	0.000	0.000	1.34	-	-	0.000	0.000	0.000	1.60	-	-					0.195	
20.000	0.000	0.000	0.000	0.020	-	-	0.000	0.000	0.000		0.226	-	-			0.000	0.000	0.000	1.81	-	-	0.000	0.000	0.000	1.99	-	-					0.200	
21.000	0.000	0.000	0.000	0.002	-	-	0.000	0.000	0.000		0.098	-	-			0.000	0.000	0.000	2.80	-	-	0.000	0.000	0.000	2.86	-	-					0.210	
22.000	0.000	0.000	0.000	0.001	-	-	0.000	0.000	0.000		0.036	-	-			0.000	0.000	0.000	3.80	-	-	0.000	0.000	0.000	3.81	-	-					0.220	
23.000	0.000	0.000	0.000	0.002	-	-	0.000	0.000	0.000		0.013	-	-			0.000	0.000	0.000	4.80	-	-	0.000	0.000	0.000	4.80	-	-					0.230	
24.000	0.000	0.000	0.000	0.001	-	-	0.000	0.000	0.000		0.004	-	-			0.000	0.000	0.000	5.80	-	-	0.000	0.000	0.000	5.80	-	-					0.240	
25.000	0.000	0.000	0.000	0.001	-	-	0.000	0.000	0.000		0.001	-	-			0.000	0.000	0.000	6.80	-	-	0.000	0.000	0.000	6.80	-	-					0.250	
26.000	0.000	0.000	0.000	0.001	-	-	0.000	0.000	0.000		0.001	-	-			0.000	0.000	0.000	7.80	-	-	0.000	0.000	0.000	7.80	-	-					0.260	
27.000	0.000	0.000	0.000	0.001	-	-	0.000	0.000	0.000		0.001	-	-			0.000	0.000	0.000	8.80	-	-	0.000	0.000	0.000	8.80	-	-					0.270	
28.000	0.000	0.000	0.000	0.001	-	-	0.000	0.000	0.000		0.001	-	-			0.000	0.000	0.000	9.80	-	-	0.000	0.000	0.000	9.80	-	-					0.280	
Totals:					15	135					15	30	0	0			15	243				0	0	0	0								
Number of Trades:					1						1		0			2.00							0										

PIRAEUS BANK (CR)

(Contract Size: 100 Securities, Exercise Style: American, Physical Delivery)

Call Options																Put Options																
June 2026							July 2026							Other Months		June 2026					July 2026					Other Months		Exercise Price				
Open price	Price max	Price min	Last price	Closing price	Volume	Open Interest	Open price	Price max	Price min	Last price	Closing price	Volume	Open Interest	Volume	Open Interest	Open price	Price max	Price min	Last price	Closing price	Volume	Open Interest	Open price	Price max	Price min	Last price	Closing price		Volume	Open Interest	Volume	Open Interest
4.250	0.000	0.000	0.000	4.72	-	-										0.000	0.000	0.000	0.001	-	-											0.043
4.500	0.000	0.000	0.000	4.47	-	-										0.000	0.000	0.000	0.001	-	-											0.045
4.750	0.000	0.000	0.000	4.22	-	-										0.000	0.000	0.000	0.001	-	-											0.048
5.000	0.000	0.000	0.000	3.97	-	-										0.000	0.000	0.000	0.001	-	-											0.050
5.250	0.000	0.000	0.000	3.72	-	-										0.000	0.000	0.000	0.001	-	-											0.053
5.500	0.000	0.000	0.000	3.47	-	-	0.000	0.000	0.000		3.48	-	-			0.000	0.000	0.000	0.001	-	-	0.000	0.000	0.000	0.001	-	-					0.055
5.750	0.000	0.000	0.000	3.23	-	-	0.000	0.000	0.000		3.24	-	-			0.000	0.000	0.000	0.001	-	-	0.000	0.000	0.000	0.001	-	-					0.058
6.000	0.000	0.000	0.000	2.98	-	-	0.000	0.000	0.000		2.99	-	-			0.000	0.000	0.000	0.001	-	-	0.000	0.000	0.000	0.002	-	-					0.060
6.250	0.000	0.000	0.000	2.73	-	-	0.000	0.000	0.000		2.74	-	-			0.000	0.000	0.000	0.001	-	-	0.000	0.000	0.000	0.005	-	-					0.063
6.500	0.000	0.000	0.000	2.48	-	-	0.000	0.000	0.000		2.50	-	-			0.000	0.000	0.000	0.001	-	-	0.000	0.000	0.000	0.010	-	-					0.065
6.750	0.000	0.000	0.000	2.23	-	-	0.000	0.000	0.000		2.26	-	-			0.000	0.000	0.000	0.001	-	-	0.000	0.000	0.000	0.019	-	-					0.068
7.000	0.000	0.000	0.000	1.98	-	-	0.000	0.000	0.000		2.02	-	-			0.000	0.000	0.000	0.001	-	-	0.000	0.000	0.000	0.035	-	-					0.070
7.250	0.000	0.000	0.000	1.73	-	-	0.000	0.000	0.000		1.79	-	-			0.000	0.000	0.000	0.004	-	-	0.000	0.000	0.000	0.057	-	-					0.073
7.500	0.000	0.000	0.000	1.49	-	-	0.000	0.000	0.000		1.58	-	-			0.000	0.000	0.000	0.011	-	-	0.000	0.000	0.000	0.088	-	-					0.075
7.750	0.000	0.000	0.000	1.25	-	-	0.000	0.000	0.000		1.37	-	-			0.000	0.000	0.000	0.024	-	-	0.000	0.000	0.000	0.133	-	-					0.078
8.000	0.000	0.000	0.000	1.03	-	-	0.000	0.000	0.000		1.18	-	-			0.000	0.000	0.000	0.049	-	-	0.000	0.000	0.000	0.193	-	-					0.080
8.250	0.000	0.000	0.000	0.818	-	-	0.000	0.000	0.000		1.00	-	-			0.000	0.000	0.000	0.091	-	-	0.000	0.000	0.000	0.265	-	-					0.083
8.500	0.000	0.000	0.000	0.633	-	-	0.000	0.000	0.000		0.845	-	-			0.000	0.000	0.000	0.155	-	-	0.000	0.000	0.000	0.355	-	-					0.085
8.750	0.000	0.000	0.000	0.473	-	10	0.000	0.000	0.000		0.706	-	-			0.000	0.000	0.000	0.246	-	-	0.000	0.000	0.000	0.465	-	-					0.088
9.000	0.000	0.000	0.000	0.342	-	900	0.000	0.000	0.000		0.577	-	-			0.000	0.000	0.000	0.365	-	-	0.000	0.000	0.000	0.587	-	-					0.090
9.250	0.000	0.000	0.000	0.238	-	45	0.000	0.000	0.000		0.473	-	-			0.000	0.000	0.000	0.510	-	-	0.000	0.000	0.000	0.732	-	-					0.093
9.500	0.000	0.000	0.000	0.159	-	-	0.000	0.000	0.000		0.380	-	-			0.000	0.000	0.000	0.682	-	-	0.000	0.000	0.000	0.889	-	-					0.095
9.750	0.000	0.000	0.000	0.102	-	-	0.000	0.000	0.000		0.302	-	-			0.000	0.000	0.000	0.875	-	-	0.000	0.000	0.000	1.06	-	-					0.098
10.000	0.000	0.000	0.000	0.064	-	-	0.000	0.000	0.000		0.239	-	-			0.000	0.000	0.000	1.09	-	-	0.000	0.000	0.000	1.25	-	-					0.100
10.500	0.000	0.000	0.000	0.023	-	-	0.000	0.000	0.000		0.145	-	-			0.000	0.000	0.000	1.55	-	-	0.000	0.000	0.000	1.65	-	-					0.105
11.000	0.000	0.000	0.000	0.007	-	-	0.000	0.000	0.000		0.084	-	-			0.000	0.000	0.000	2.03	-	-	0.000	0.000	0.000	2.10	-	-					0.110
11.500	0.000	0.000	0.000	0.002	-	-	0.000	0.000	0.000		0.047	-	-			0.000	0.000	0.000	2.53	-	-	0.000	0.000	0.000	2.56	-	-					0.115
12.000	0.000	0.000	0.000	0.001	-	-	0.000	0.000	0.000		0.025	-	-			0.000	0.000	0.000	3.03	-	-	0.000	0.000	0.000	3.04	-	-					0.120
12.500	0.000	0.000	0.000	0.001	-	-	0.000	0.000	0.000		0.013	-	-			0.000	0.000	0.000	3.53	-	-	0.000	0.000	0.000	3.53	-	-					0.125
13.000	0.000	0.000	0.000	0.001	-	-	0.000	0.000	0.000		0.006	-	-			0.000	0.000	0.000	4.03	-	-	0.000	0.000	0.000	4.03	-	-					0.130
13.500	0.000	0.000	0.000	0.001	-	-	0.000	0.000	0.000		0.003	-	-			0.000	0.000	0.000	4.53	-	-	0.000	0.000	0.000	4.53	-	-					0.135
Totals:					0	955									0	0	0	0	0	0	0	0	0	0	0	0	0	0	0	0	0	0
Number of Trades:					0										0				0.00								0				0	

PPC (CR)

(Contract Size: 100 Securities, Exercise Style: American, Physical Delivery)

Call Options														Put Options																			
June 2026							July 2026							Other Months		June 2026							July 2026							Other Months		Exercise Price	
Open price	Price max	Price min	Last price	Closing price	Volume	Open Interest	Open price	Price max	Price min	Last price	Closing price	Volume	Open Interest	Volume	Open Interest	Open price	Price max	Price min	Last price	Closing price	Volume	Open Interest	Open price	Price max	Price min	Last price	Closing price	Volume	Open Interest	Volume	Open Interest		
9.200	0.000	0.000	0.000	12.05	-	-										0.000	0.000	0.000	0.001	-	-											0.092	
9.500	0.000	0.000	0.000	11.75	-	-										0.000	0.000	0.000	0.001	-	-											0.095	
9.600	0.000	0.000	0.000	11.65	-	-										0.000	0.000	0.000	0.001	-	-											0.096	
9.750	0.000	0.000	0.000	11.50	-	-										0.000	0.000	0.000	0.001	-	-											0.098	
10.000	0.000	0.000	0.000	11.25	-	-										0.000	0.000	0.000	0.001	-	-											0.100	
10.500	0.000	0.000	0.000	10.75	-	-										0.000	0.000	0.000	0.001	-	-											0.105	
11.000	0.000	0.000	0.000	10.25	-	-										0.000	0.000	0.000	0.001	-	-											0.110	
11.500	0.000	0.000	0.000	9.75	-	-										0.000	0.000	0.000	0.001	-	-											0.115	
12.000	0.000	0.000	0.000	9.25	-	-										0.000	0.000	0.000	0.001	-	-											0.120	
12.500	0.000	0.000	0.000	8.75	-	-										0.000	0.000	0.000	0.001	-	-											0.125	
13.000	0.000	0.000	0.000	8.25	-	-	0.000	0.000	0.000		8.27	-	-			0.000	0.000	0.000	0.001	-	-	0.000	0.000	0.000		0.001	-	-				0.130	
13.500	0.000	0.000	0.000	7.75	-	-	0.000	0.000	0.000		7.77	-	-			0.000	0.000	0.000	0.001	-	-	0.000	0.000	0.000		0.001	-	-				0.135	
14.000	0.000	0.000	0.000	7.25	-	-	0.000	0.000	0.000		7.27	-	-			0.000	0.000	0.000	0.001	-	-	0.000	0.000	0.000		0.001	-	-				0.140	
14.500	0.000	0.000	0.000	6.75	-	-	0.000	0.000	0.000		6.78	-	-			0.000	0.000	0.000	0.001	-	-	0.000	0.000	0.000		0.002	-	-				0.145	
15.000	0.000	0.000	0.000	6.25	-	-	0.000	0.000	0.000		6.28	-	-			0.000	0.000	0.000	0.001	-	-	0.000	0.000	0.000		0.001	-	-				0.150	
15.500	0.000	0.000	0.000	5.75	-	-	0.000	0.000	0.000		5.78	-	-			0.000	0.000	0.000	0.001	-	-	0.000	0.000	0.000		0.001	-	-				0.155	
16.000	0.000	0.000	0.000	5.25	-	-	0.000	0.000	0.000		5.28	-	-			0.000	0.000	0.000	0.002	-	-	0.000	0.000	0.000		0.001	-	-				0.160	
16.500	0.000	0.000	0.000	4.75	-	-	0.000	0.000	0.000		4.78	-	-			0.000	0.000	0.000	0.001	-	-	0.000	0.000	0.000		0.002	-	-				0.165	
17.000	0.000	0.000	0.000	4.26	-	-	0.000	0.000	0.000		4.29	-	-			0.000	0.000	0.000	0.003	-	-	0.000	0.000	0.000		0.005	-	-				0.170	
17.500	0.000	0.000	0.000	3.76	-	-	0.000	0.000	0.000		3.80	-	-			0.000	0.000	0.000	0.002	-	-	0.000	0.000	0.000		0.013	-	-				0.175	
18.000	0.000	0.000	0.000	3.26	-	-	0.000	0.000	0.000		3.31	-	-			0.000	0.000	0.000	0.001	-	3	0.000	0.000	0.000		0.029	-	-				0.180	
18.500	0.000	0.000	0.000	2.76	-	60	0.000	0.000	0.000		2.84	-	-			0.000	0.000	0.000	0.003	-	3	0.000	0.000	0.000		0.058	-	-				0.185	
19.000	0.000	0.000	0.000	2.27	-	15	0.000	0.000	0.000		2.39	-	-			0.000	0.000	0.000	0.011	-	32	0.000	0.000	0.000		0.109	-	-				0.190	
19.500	0.000	0.000	0.000	1.79	-	-	0.000	0.000	0.000		1.98	-	-			0.000	0.000	0.000	0.034	-	35	0.000	0.000	0.000		0.188	-	-				0.195	
20.000	0.000	0.000	0.000	1.35	-	55	0.000	0.000	0.000		1.59	-	-			0.063	0.063	0.063	0.063	0.063	2	137	0.000	0.000	0.000		0.305	-	-				0.200
21.000	0.000	0.000	0.000	0.628	-	112	0.000	0.000	0.000		0.962	-	45			0.000	0.000	0.000	0.370	-	75	0.000	0.000	0.000		0.674	-	-				0.210	
22.000	0.000	0.000	0.000	0.212	-	255	0.000	0.000	0.000		0.520	-	15			0.000	0.000	0.000	0.956	-	15	0.000	0.000	0.000		1.23	-	-				0.220	
23.000	0.000	0.000	0.000	0.050	-	-	0.246	0.246	0.246	0.246	0.246	15	30			0.000	0.000	0.000	1.80	-	-	0.000	0.000	0.000		1.96	-	-				0.230	
24.000	0.000	0.000	0.000	0.008	-	-	0.000	0.000	0.000		0.109	-	-			0.000	0.000	0.000	2.76	-	-	0.000	0.000	0.000		2.83	-	-				0.240	
25.000	0.000	0.000	0.000	0.001	-	-	0.000	0.000	0.000		0.040	-	-			0.000	0.000	0.000	3.76	-	-	0.000	0.000	0.000		3.77	-	-				0.250	
26.000	0.000	0.000	0.000	0.001	-	-	0.000	0.000	0.000		0.015	-	-			0.000	0.000	0.000	4.76	-	-	0.000	0.000	0.000		4.76	-	-				0.260	
27.000	0.000	0.000	0.000	0.001	-	-	0.000	0.000	0.000		0.004	-	-			0.000	0.000	0.000	5.76	-	-	0.000	0.000	0.000		5.76	-	-				0.270	
28.000	0.000	0.000	0.000	0.001	-	-	0.000	0.000	0.000		0.001	-	-			0.000	0.000	0.000	6.76	-	-	0.000	0.000	0.000		6.76	-	-				0.280	
29.000	0.000	0.000	0.000	0.001	-	-	0.000	0.000	0.000		0.001	-	-			0.000	0.000	0.000	7.76	-	-	0.000	0.000	0.000		7.76	-	-				0.290	
30.000	0.000	0.000	0.000	0.001	-	-	0.000	0.000	0.000		0.001	-	-			0.000	0.000	0.000	8.76	-	-	0.000	0.000	0.000		8.76	-	-				0.300	
31.000	0.000	0.000	0.000	0.001	-	-	0.000	0.000	0.000		0.001	-	-			0.000	0.000	0.000	9.76	-	-	0.000	0.000	0.000		9.76	-	-				0.310	

PPC (CR)

(Contract Size: 100 Securities, Exercise Style: American, Physical Delivery)

Exercise Price	Call Options														Put Options										Exercise Price								
	June 2026				July 2026				Other Months		June 2026				July 2026				Other Months														
	Open price	Price max	Price min	Last price	Closing price	Volume	Open Interest	Open price	Price max	Price min	Last price	Closing price	Volume	Open Interest	Volume	Open Interest	Open price	Price max	Price min	Last price	Closing price	Volume	Open Interest	Volume		Open Interest							
32.000	0.000	0.000	0.000		0.001	-	-	0.000	0.000	0.000		0.001	-	-			0.000	0.000	0.000		10.76	-	-	0.000	0.000	0.000		10.76	-	-			0.320
Totals:						0	497					15	90	0	0						0	300					0	153	0	0			
Number of Trades:						0						1		0							1.00					0		0					

Lending Products	Underlying Title	Multilateral Transactions[1]					Bilateral Transactions[2]		Stock Borrowing through OTC (volume)[3]
		Open Interest[5]	Volume(Offered)	Average Weighted	Transactions volume	Average Weighted	Transactions Volume	Average Weighted	Transactions Volume
ADMIEBOR	ADMIE (IPTO) HOLDING S.A. (CR)	207,710	---	---	---	---	---	8,096,580	
AEGNBOR	AEGEAN AIRLINES (CR)	---	---	---	---	---	---	1,167,245	
AKTRBOR	AKTOR S.A. HOLDING CO. (CR)	---	---	---	---	---	---	1,095,829	
ALWNBOR	Allwyn AG (CR)	---	---	---	2,171	3.70%	---	14,385,608	
ALPHABOR	ALPHA BANK (CR)	400	---	---	---	---	---	198,844,944	
AETFBOR	ALPHA ETF FTSE Athex Large Cap	---	---	---	---	---	1,000	1.00%	2,000
AEMBOR	ALTER EGO MEDIA (CR)	---	---	---	---	---	---	250	
AIABOR	ATHENS INTL AIRPORT (CR)	1,300	---	---	2,491	3.93%	---	1,121,465	
ACAGBOR	AUSTRIACARD (CB)	---	---	---	---	---	---	962	
OTOELBOR	AUTOHELLAS SA (CR)	100	---	---	---	---	---	85,128	
AVAXBOR	AVAX S.A. (CR)	4,000	---	---	---	---	---	321,215	
BYLOTBOR	BALLY'S INTRALOT (CR)	---	---	---	---	---	---	35,458,249	
BOCHGRBOR	BANK OF CYPRUS (CR)	---	---	---	---	---	---	999,668	
EEEBOR	CC HBC AG (CR)	---	---	---	---	---	---	262,428	
CENERBOR	CENERGY HOLDINGS (CB)	16,368	---	---	---	---	---	1,163,434	
CREDIABOR	CrediaBank (CR)	778	---	---	---	---	---	4,917,819	
DIMANDBOR	DIMAND (CR)	---	---	---	---	---	---	7,342	
ELLAKTORBOR	ELLAKTOR (CR)	43,321	---	---	---	---	---	93,680	
ELHABOR	ELVALHALCOR (CR)	---	---	---	---	---	---	757,091	
EUROBBOR	EUROBANK (CR)	45,000	---	---	13,510	3.70%	---	74,482,433	
EXAEBOR	EURONEXT ATHENS (CR)	14,243	---	---	444	5.50%	---	343,370	
EYDAPBOR	EYDAP S.A. (CR)	---	---	---	---	---	---	366,863	
FOYRKBOR	FOURLIS (CR)	2,500	---	---	---	---	---	96,605	
GEKTERNABOR	GEK TERNA (CR)	---	---	---	---	---	2,500	1.50%	2,116,598
SARBOR	GR. SARANTIS S.A. (CR)	2,237	---	---	---	---	---	198,917	
ELPEBOR	HELLENIQ ENERGY (CR)	7	---	---	---	---	---	705,959	
INTEKBOR	IDEAL HOLDINGS (CR)	---	---	---	---	---	---	101,558	
INTRKBOR	INTRACOM HOLDINGS (CR)	---	---	---	---	---	---	240,546	
BELABOR	JUMBO SA (CR)	420	---	---	---	---	---	1,055,024	
KRIBOR	KRI-KRI S.A. (CR)	2,999	---	---	---	---	---	50,466	
LAMDABOR	LAMDA DEVELOPMENT SA (CR)	---	---	---	---	---	---	255,720	

Stock Lending Notes

[1] - Multilateral contracts Lending or Borrowing as per Methods 8-1, 8-2 and 8-3-3 (According to ATHEX BoD Resolution No.17)

[2] - Bilateral Contracts Lending or Borrowing as per Methods 8-3-1 and 8-3-2 & Contracts as per Method 4 (According to ATHEX BoD Resolution No.20)

[3] - The information concerning OTC Stock Borrowing Transactions is based on the statements of the Dematerialised Securities System (DSS) operators involved and refers to volumes that have been registered up until the previous working day.

[4] - Average Price (Volume weighted)

[5] - The Data concerning Open Interest before the start of trading session

Lending Products	Underlying Title	Open Interest[5]	Multilateral Transactions[1]				Bilateral Transactions[2]		Stock Borrowing through OTC (volume)[3]
			Volume(Offered)	Average Weighted	Transactions volume	Average Weighted	Transactions Volume	Average Weighted	Transactions Volume
MTLNBOR	METLEN PLC (CR)	500	---	---	201	3.70%	---	---	1,838,693
MIGBOR	MIG (CR)	1,291	---	---	---	---	---	---	39,913
MOHBOR	MOTOR OIL (CR)	2,000	---	---	---	---	---	---	925,847
ETEBOR	NATIONAL BANK (CR)	3,000	---	---	---	---	---	---	19,810,247
NOVALBOR	NOVAL PROPERTY REIC (CR)	---	---	---	---	---	---	---	---
OPTIMABOR	OPTIMA BANK (CR)	---	---	---	---	---	---	---	4,926,633
HTOBOR	OTE (CR)	18,249	---	---	30	3.70%	---	---	4,668,195
PPABOR	P.P.A. S.A. (CR)	---	---	---	---	---	---	---	87,139
TPEIRBOR	PIRAEUS BANK (CR)	3,000	---	---	---	---	---	---	16,362,604
PPCBOR	PPC (CR)	6,828	---	---	2,161	3.70%	---	---	13,377,512
PROFBOR	PROFILE SA (CR)	---	---	---	---	---	---	---	16,569
QLCOBOR	QUALCO GROUP (CR)	---	---	---	---	---	---	---	880,547
QUESTBOR	QUEST HOLDINGS (CR)	8,991	---	---	1,471	4.81%	1,000	5.00%	56,500
TITCBOR	TITAN (CB)	50	---	---	---	---	---	---	107,702
OLTHBOR	TPA SA (CR)	---	---	---	---	---	---	---	750
TRESTATESBOR	TRADE ESTATES REIC (CR)	---	---	---	---	---	---	---	---
VIOBOR	VIOHALCO SA/IV (CB)	---	---	---	---	---	---	---	---

Stock Lending Notes

[1] - Multilateral contracts Lending or Borrowing as per Methods 8-1, 8-2 and 8-3-3 (According to ATHEX BoD Resolution No.17)

[2] - Bilateral Contracts Lending or Borrowing as per Methods 8-3-1 and 8-3-2 & Contracts as per Method 4 (According to ATHEX BoD Resolution No.20)


[3] - The information concerning OTC Stock Borrowing Transactions is based on the statements of the Dematerialised Securities System (DSS) operators involved and refers to volumes that have been registered up until the previous working day.

[4] - Average Price (Volume weighted)

[5] - The Data concerning Open Interest before the start of trading session

Sectors codification for listed companies

12003 -	ETF	10101010	Computer Services
10101015	Software	10102030	Computer Hardware
15101010	Telecommunications Equipment	15102015	Telecommunications Services
20101010	Health Care Facilities	20102010	Medical Equipment
20103015	Pharmaceuticals	30101010	Banks
30202000	Diversified Financial Services	30202010	Asset Managers & Custodians
30202015	Investment Services	30204000	Closed End Investments
30302010	Full Line Insurance	30302015	Insurance Brokers
30302025	Property and Casualty Insurance	35101010	Real Estate Holding and Development
35101015	Real Estate Services	35102000	Diversified REITs
35102045	Retail REITs.	40202015	Household Furnishings
40202020	Household Appliance	40203040	Electronic Entertainment
40204020	Clothing & Accessories	40301010	Entertainment
40301030	Publishing	40301035	Radio & TV Broadcasters
40401010	Diversified Retailers	40401020	Apparel Retailers
40401025	Home Improvement Retailers	40401030	Specialty Retailers
40501010	Airlines	40501015	Travel & Tourism
40501020	Casinos & Gambling	40501025	Hotels & Motels
45101015	Distillers & Vintners	45101020	Soft Drinks
45102010	Farming Fishing Ranching & Plantations	45102020	Food Products
45103010	Tobacco	45201010	Food Retailers & Wholesalers
45201020	Personal Products	50101010	Construction
50101020	Building Roof/Wallboard and Plumbing	50101030	Cement
50101035	Building Materials: Other	50202010	Electrical Components
50203015	Plastics	50203030	Containers & Packaging
50204000	Machinery: Industrial	50204020	Machinery: Construction & Handling
50205010	Industrial Suppliers	50205020	Back Office Support HR & Consulting
50205030	Forms & Bulk Printing Services	50206015	Commercial Vehicles & Parts
50206030	Marine Transportation	50206060	Transportation Services
55101000	Diversified Materials	55101020	Textile Products
55102000	General Mining	55102010	Iron & Steel
55102015	Metal Fabricating	55102035	Aluminum
60101020	Oil Refining and Marketing	65101010	Alternative Electricity
65101015	Conventional Electricity	65102000	Multi-Utilities
65102030	Water		



[euronext.com](https://www.euronext.com)