

Euronext Athens

**Ημερήσιο Δελτίο Συναλλακτικής
Δραστηριότητας**

Daily Official List of Trading Activity



EURONEXT

Disclaimer:

This publication is for information purposes only and is not a recommendation to engage in investment activities. This publication is provided "as is" without representation or warranty of any kind. Whilst all reasonable care has been taken to ensure the accuracy of the content, Euronext does not guarantee its accuracy or completeness. Euronext will not be held liable for any loss or damages of any nature ensuing from using, trusting or acting on information provided. No information set out or referred to in this publication shall form the basis of any contract. The creation of rights and obligations in respect of financial products that are traded on the exchanges operated by Euronext's subsidiaries shall depend solely on the applicable rules of the market operator. All proprietary rights and interest in or connected with this publication shall vest in Euronext. No part of it may be redistributed in any form without the prior written permission of Euronext. Euronext refers to Euronext N.V. and its affiliates. Information regarding trademarks and intellectual property rights of Euronext is located at www.euronext.com/terms-use

©2026, Euronext N.V. – All rights reserved

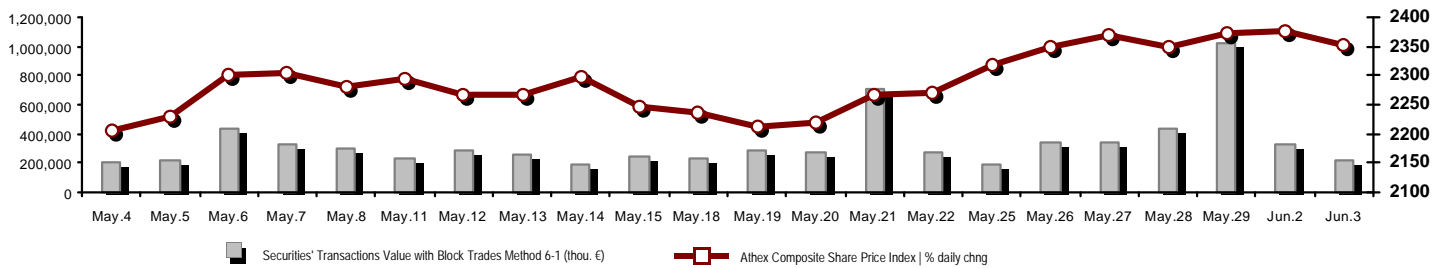
EURONEXT ATHENS HOLDING S.A.

110 Athinon Ave., 10442 Athens, Tel: (210) 33.66.800, Fax: (210) 32.13.938

<https://athens.euronext.com>

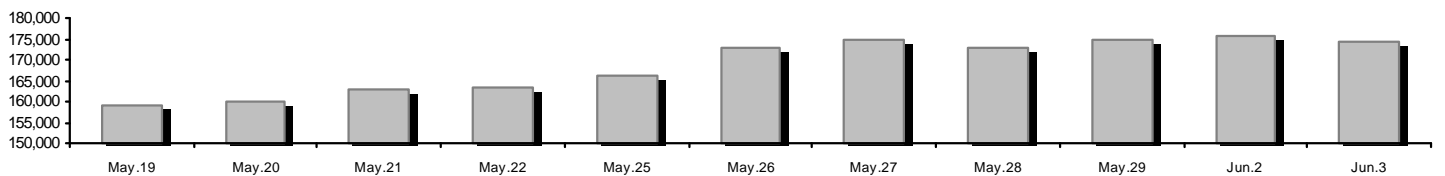
Summary of Markets

Athex Composite Share Price Index vs Shares and Derivatives Transactions Value

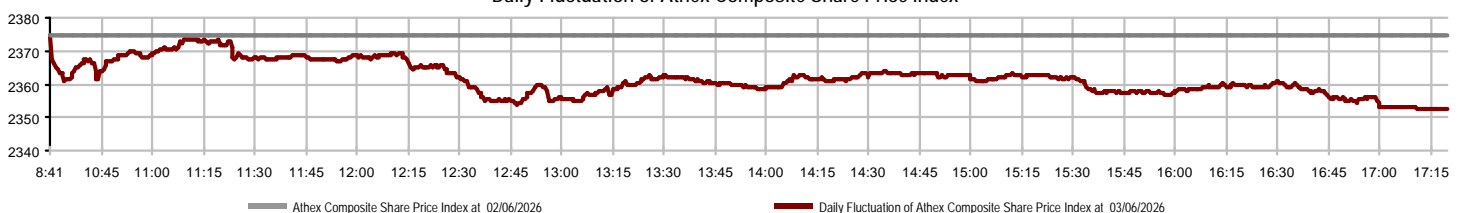


Euronext Athens Capitalisation (mill. €)**:	174,367.94	Derivatives Total Open Interest	1,957,266
Daily change: mill. € %	-1,346.22 -0.77%	in Index Futures % daily chng	10,313 0.52%
Yearly Avg Capitalisation: mill. € % chng prev year Avg	156,779.31 22.78%	in Stock Futures % daily chng	1,938,931 0.23%
Athex Composite Share Price Index % daily chng	2,352.75 -0.92%	in Index Options % daily chng	3,023 4.78%
Athex Composite Share Price Index Capitalisation (mill. €)	163,417.90	in Stock Options % daily chng	4,999 0.60%
Daily change (mill. €)	-1,263.31		
Securities' Transactions Value with Block Trades Method 6-1 (t	216,631.86	Derivatives Contracts Volume:	868,386
Daily change: %	-107,510.93 -33.17%	Daily change: pieces %	854,009 #####
YtD Avg Trans. Value: thou. € % chng prev year Avg	347,506.57 60.83%	YtD Avg Derivatives Contracts % chng prev year Avg	78,802 36.86%
Blocks Transactions Value of Method 6-1 (thou. €)	27,075.39	Derivatives Trades Number:	1,895
Blocks Transactions Value of Method 6-2 & 6-3 (thou. €)	41.95	Daily change: number %	324 20.62%
Bonds Transactions Value (thou.€)	4,018.03	YtD Avg Trades number % chng prev year Avg	2,941 33.00%
Securities' Transactions Volume with Block Trades Method 6-1 (tho	24,073.42	Lending Total Open Interest	370,258
Daily change: thou. pieces %	-13,598.65 -36.10%	Daily change: pieces %	-53,399 -12.60%
YtD Avg Volume: % chng prev year Avg	51,451.50 23.42%	Lending Volume (Multilateral/Bilateral)	821,162
Blocks Transactions Volume of Method 6-1 (thou. Pieces)	2,475.48	Daily change: pieces %	566,006
Blocks Transactions Volume of Method 6-2 & 6-3 (thou. Pieces)	10.76	Multilateral Lending	18,662
Bonds Transactions Volume	4,034,000	Bilateral Lending	802,500
Securities' Trades Number with Block Trades Method 6-1	53,308	Lending Trades Number:	16
Daily change: number %	-23,905 -30.96%	Daily change: %	10
YtD Avg Trades number % chng prev year Avg	74,576 48.83%	Multilateral Lending Trades Number	14
Number of Blocks Method 6-1	35	Bilateral Lending Trades Number	2
Number of Blocks Method 6-2 & 6-3	1		
Number of Bonds Transactions	325		

Euronext Athens Capitalisation (mill. €)**



Daily Fluctuation of Athex Composite Share Price Index



Athex Indices

Index name	03/06/2026	02/06/2026	pts.	%	Min	Max	Year min	Year max	Year change
Athex Composite Share Price Index	2,352.75 €	2,374.48	-21.73	-0.92%	2,352.75	2,374.48	1,998.09	2,407.09	10.94% #
Athex Composite Index Total Return Index	4,680.79 €	4,723.90	-43.11	-0.91%	4,680.79	4,723.90	3,942.63	4,750.19	11.98% #
Athex ESG Index	2,792.61 €	2,820.45	-27.84	-0.99%	2,792.61	2,820.45	2,361.87	2,867.98	11.60% #
ATHEX Small Cap Price Index	2,494.17 €	2,497.63	-3.46	-0.14%	2,474.49	2,505.77	2,193.29	2,627.20	-2.14% €
ATHEX EN.A. Growth Price Index	16,915.61 €	17,130.33	-214.72	-1.25%	16,810.57	17,130.33	16,134.09	20,788.55	-14.50% €
FTSE/Athex Large Cap	5,967.94 €	6,028.58	-60.64	-1.01%	5,967.94	6,028.58	5,057.48	6,153.73	11.53% #
FTSE/Athex Mid Cap Index	3,105.67 €	3,113.74	-8.07	-0.26%	3,100.01	3,113.74	2,510.28	3,133.45	9.93% #
FTSE/ATHEX High Dividend Yield Index	4,921.31 #	4,904.54	16.77	0.34%	4,880.89	4,922.69	4,495.63	5,149.57	-0.42% €
FTSE/Athex Market Index	1,408.67 €	1,422.70	-14.03	-0.99%	1,408.67	1,422.92	1,190.89	1,449.15	11.71% #
FTSE/Athex Banks	2,683.83 €	2,724.65	-40.82	-1.50%	2,683.75	2,730.67	2,143.30	2,859.37	17.00% #
FTSE/ATHEX TECHNOLOGY & TELECOMMUNICAT	7,218.93 €	7,253.23	-34.30	-0.47%	7,204.34	7,253.57	6,027.65	7,324.61	6.56% #
FTSE/ATHEX HEALTH CARE	6,438.17 €	6,526.06	-87.89	-1.35%	6,347.63	6,562.70	4,884.62	6,653.74	26.71% #
FTSE/ATHEX FINANCIAL SERVICES	12,548.87 €	12,739.00	-190.13	-1.49%	12,548.21	12,766.43	10,029.11	13,356.35	16.98% #
FTSE/ATHEX REAL ESTATE	5,400.70 €	5,442.87	-42.17	-0.77%	5,398.41	5,447.45	5,093.00	5,898.28	-3.84% €
FTSE/ATHEX CONSUMER DISCRETIONARY	4,782.95 #	4,759.21	23.74	0.50%	4,731.89	4,821.27	4,431.51	5,876.98	-18.11% €
FTSE/ATHEX CONSUMER STAPLES	10,108.97 €	10,171.44	-62.47	-0.61%	10,055.60	10,267.85	8,640.95	10,267.85	14.71% #
FTSE/ATHEX INDUSTRIALS	12,466.90 €	12,552.46	-85.56	-0.68%	12,427.46	12,599.63	10,051.45	12,776.62	24.03% #
FTSE/ATHEX BASIC MATERIALS	13,915.40 €	13,966.53	-51.13	-0.37%	13,795.27	14,033.73	8,778.94	14,057.83	46.08% #
FTSE/ATHEX ENERGY & UTILITIES	7,539.04 €	7,602.71	-63.67	-0.84%	7,507.38	7,602.71	6,127.28	7,683.70	9.62% #
Athex All Share Index	535.45 €	539.45	-4.00	-0.74%	535.45	535.45	460.14	542.74	10.57% #
Hellenic Mid & Small Cap Index	3,347.03 €	3,359.38	-12.35	-0.37%	3,336.68	3,360.24	2,761.30	3,363.38	15.60% #
FTSE/Athex Large Cap Total Return	10,782.85 €	10,892.41	-109.56	-1.01%			9,100.35	11,012.64	12.63% #
FTSE/Athex Mid Cap Total Return	4,480.30 €	4,491.94	-11.64	-0.26%			3,625.91	4,497.38	10.54% #
MSCI GREECE REBASED	9,429.72 €	9,545.28	-115.56	-1.21%	9,429.72	9,553.97	7,755.87	10,138.65	10.11% #
Hellenic Corporate Bond Index	145.07 #	144.98	0.09	0.06%			143.28	145.27	0.49% #
Hellenic Corporate Bond Price Index	92.93 #	92.88	0.05	0.05%			92.37	93.97	-1.07% €

Note 1: FTSE/Med 100, Hellenic Corporate Bond Price Index and Hellenic Corporate Bond Index closing prices refer to the previous trading day of 29/05/2026.

Note 2: The Hellenic Mid & Small Cap Index is a Customized index calculated by Euronext Athens.

Analytic Figures for Athex Market's Boards and Categories

	Total Traded Securities	Main Market	Surveillance	Exchange Traded Funds (ETFs)
Totals	124	122	1	1
Gain / Lose / Same:	32 / 74 / 18	32 / 72 / 18	0 / 1 / 0	0 / 1 / 0
Euronext Athens Capitalisation (mill. €)	174,367.94	174,359.45	8.50	
Daily Average Trans/ons Value(thou.€)	347,506.57	347,405.74	5.06	408.55
Transactions Value	216,673.81	216,578.51	3.29	92.02
Main Board:	189,556.48	189,461.17	3.29	92.02
Blocks Board 6_2_3:	27,117.34	27,117.34	0.00	0.00
Forced Sales Board:	0.00	0.00	0.00	0.00
Special Terms Board:	0.00	0.00	0.00	0.00
Daily Average Transactions Volume	51,451,496	51,479,368	9,455	7,158
Transactions Volume	24,084,180	24,069,172	13,500	1,508
Main Board:	21,597,940	21,582,932	13,500	1,508
Blocks Board 6_2_3:	2,486,240	2,486,240	0	0
Forced Sales Board:	0	0	0	0
Special Terms Board:	0	0	0	0
Daily Average Number of Trades	74,576	74,419	11	148
Number of Trades	53,309	53,145	11	153
Main Board:	53,273	53,109	11	153
Blocks Board 6_2_3:	36	36	0	0
Forced Sales Board:	0	0	0	0
Special Terms Board:	0	0	0	0

Trading Details by Euronext Athens Sectors and Financial Instruments (ETFs)

Code	Sectors	Gain / Lose / Same	Number of Trades	Transactions Volume	Transactions Value	% of Total Trans. Value
3010	- Banks	1 / 7 / 0	14,446	12,262,065	69,503,638.56	32.08%
5510	- Basic Resources	3 / 6 / 3	1,948	417,469	3,731,813.19	1.72%
5010	- Construction & Materials	5 / 6 / 0	5,056	1,036,862	16,498,619.64	7.61%
4020	- Consumer Products & Services	2 / 1 / 1	140	372,968	112,840.95	0.05%
6010	- Energy	3 / 1 / 0	3,418	419,209	10,678,916.25	4.93%
12000	- Financial Instruments	0 / 1 / 0	153	1,508	92,020.47	0.04%
3020	- Financial Services	1 / 3 / 1	364	48,035	304,317.88	0.14%
4510	- Food Beverage & Tobacco	2 / 3 / 0	418	43,002	1,437,389.89	0.66%
2010	- Health Care	1 / 2 / 0	271	139,493	228,611.74	0.11%
5020	- Industrial Goods & Services	6 / 11 / 2	3,340	669,022	7,075,843.81	3.27%
3030	- Insurance	0 / 2 / 0	103	65,456	156,429.73	0.07%
4030	- Media	2 / 0 / 1	273	160,043	654,754.66	0.30%
4520	- Personal Care, Drug & Grocery Stores	0 / 1 / 1	457	44,142	573,019.15	0.26%
3510	- Real Estate	2 / 7 / 3	1,998	900,025	2,486,850.77	1.15%
4040	- Retail	1 / 7 / 1	1,955	299,370	4,021,786.51	1.86%
1010	- Technology	1 / 7 / 3	1,470	550,811	3,192,601.88	1.47%
1510	- Telecommunications	0 / 1 / 1	3,477	697,092	12,662,545.71	5.84%
4050	- Travel & Leisure	2 / 3 / 1	5,251	2,036,660	12,257,562.26	5.66%
6510	- Utilities	0 / 5 / 0	8,771	3,920,948	71,004,249.94	32.77%

Top 10 best & worst performing Shares

Main Market					
With positive Price change			With negative Price change		
	Closing price	change		Closing price	change
FRIGOGLASS SA (CR)	0.378	4.13% #	Safe Bulkers, Inc. (CR)	5.85	-7.14% €
HELLENIQ ENERGY (CR)	10.54	2.33% #	Y/KNOT (CR)	1.275	-4.13% €
ELLAKTOR (CR)	1.452	1.82% #	PREMIA (CR)	1.372	-3.52% €
SIDMA STEEL (CR)	1.96	1.82% #	DOMIKI KRITIS SA (CR)	2.85	-3.39% €
Allwyn AG (CR)	13.17	1.78% #	ALPHA BANK (CR)	3.795	-3.19% €
EVROFARMA (CR)	3.94	1.28% #	PERFORMANCE TECHNOLOGIES (CR)	9.2	-3.06% €
MOTODYNAMICS S.A. (CR)	2.58	1.18% #	OPTIMA BANK (CR)	10.26	-2.47% €
LOULIS FOOD (CR)	3.9	1.04% #	E.I.N.S. (CR)	1.89	-2.38% €
IKTINOS HELLAS SA (CR)	0.3585	0.99% #	CENERGY HOLDINGS (CB)	24.96	-2.27% €
THRACE PLASTICS SA (CR)	4.45	0.91% #	EVROPI HOLDINGS S.A. (CR)	2.04	-2.16% €
With the highest Transactions Value			With the highest Transactions Volume		
	Value (thou. €)	change		Volume	change
PPC (CR)	60,251.05	-1.12% €	ALPHA BANK (CR)	3,948,442	-3.19% €
PIRAEUS BANK (CR)	20,966.48	-1.58% €	EUROBANK (CR)	2,951,442	-1.49% €
NATIONAL BANK (CR)	16,251.93	-0.91% €	PPC (CR)	2,832,768	-1.12% €
ALPHA BANK (CR)	15,117.51	-3.19% €	PIRAEUS BANK (CR)	2,320,567	-1.58% €
OTE (CR)	12,648.18	0.00% -	CrediaBank (CR)	1,562,837	-0.79% €
EUROBANK (CR)	11,557.57	-1.49% €	NATIONAL BANK (CR)	1,102,951	-0.91% €
GEK TERNA (CR)	10,745.37	-0.33% €	ADMIE (IPTO) HOLDING S.A. (CR)	829,933	-0.37% €
Allwyn AG (CR)	10,001.80	1.78% #	Allwyn AG (CR)	757,707	1.78% #
MOTOR OIL (CR)	8,695.69	0.46% #	OTE (CR)	694,851	0.00% -
METLEN PLC (CR)	6,585.12	-1.73% €	BALLY'S INTRALOT (CR)	691,381	0.34% #

Note: Stocks that are not included in the "Under Supervision" category, and the transactions value is more than 10,000 €.

Derivatives Summary

	Number of Trades	Volume	Open Interest
Index Futures	183	808	10,313
FTSE/Athex Banks	0	0	3,274
FTSE/Athex Large Cap	183	808	7,039
MSCI GREECE REBASED	0	0	0
Stock Futures	1,692	867,152	1,938,931
ADMIE (IPTO) HOLDING S.A. (CR)	30	170	6,735
AEGEAN AIRLINES (CR)	35	153	3,206
AKTOR S.A. HOLDING CO. (CR)	11	71	104,576
Allwyn AG (CR)	188	898	13,238
ALPHA BANK (CR)	251	4,036	57,735
ATHENS INTL AIRPORT (CR)	0	0	324
AUTOHELLAS SA (CR)	0	0	123
AVAX S.A. (CR)	7	17	2,333
BALLY'S INTRALOT (CR)	118	854,790	1,411,657
BANK OF CYPRUS (CR)	6	51	1,085
CC HBC AG (CR)	2	10	378
CENERGY HOLDINGS (CB)	22	105	3,009
CrediaBank (CR)	52	1,329	99,557
ELLAKTOR (CR)	3	7	1,505
ELVALHALCOR (CR)	82	294	3,816
EUROBANK (CR)	83	933	48,836
EURONEXT ATHENS (CR)	6	26	305
EYDAP S.A. (CR)	33	196	13,125
FOURLIS (CR)	3	6	3,195
GEK TERNA (CR)	21	108	5,251
HELLENIQ ENERGY (CR)	14	88	4,173
INTRACOM HOLDINGS (CR)	32	152	14,743
JUMBO SA (CR)	24	129	6,964
LAMDA DEVELOPMENT SA (CR)	57	257	29,150
METLEN PLC (CR)	156	724	16,089
MIG (CR)	0	0	219
MOTOR OIL (CR)	29	86	390
NATIONAL BANK (CR)	91	296	15,725
OPTIMA BANK (CR)	11	45	458
OTE (CR)	6	24	857
P.P.A. S.A. (CR)	2	3	40
PIRAEUS BANK (CR)	140	1,493	48,265
PPC (CR)	111	382	17,667
QUEST HOLDINGS (CR)	6	22	212
TITAN (CB)	14	33	1,424
VIOHALCO SA/NV (CB)	46	218	2,566
Index Options	20	426	3,023
FTSE/Athex Large Cap	20	426	3,023
Stock Options	0	0	4,999
Allwyn AG (CR)	0	0	175
ALPHA BANK (CR)	0	0	2,070
NATIONAL BANK (CR)	0	0	321
OTE (CR)	0	0	408
PIRAEUS BANK (CR)	0	0	985
PPC (CR)	0	0	1,040
Total Derivatives Traded	1,895	868,386	1,957,266

Number of Outstanding Securities	Nominal Value	Dividends [1]			Date of Last Coupon		Note	Shares	Closing price	% change	Previous closing price/date	Open price	Price min	Price max	Last price	Avg price	Last Bid [7]	Last Ask [7]	P/E after tax	Year	Volume	Trades	Transactions Value[8]	Company Mkt Value (thou. €)	Year low	Year high	Sector[4]
2023	2024	2025	Dividend [2]	Right																							
806,782,473	0.300	1.6123	1.4029	0.5	08/04/2026	25/06/2024	---	Allwyn AG (CR)	13.17	1.78 #	12.94	02/06/2026	12.9	12.805	13.35	13.17	13.216940@13.17	1278@13.18	---	---	757,707	3,374	10,001,802.24	10,625,325.17	11.66	19.0367	40501020
2,315,261,358	0.290	0.026	0.0303	0.0485	01/12/2025	18/04/2017	---	ALPHA BANK (CR)	3.795	-3.19 €	3.92	02/06/2026	3.88	3.795	3.915	3.795	3.829 194@3.79	1931@3.80	---	---	3,948,442	3,323	15,117,510.22	8,786,416.85	2.95	4.489	30101010
58,492,542	1.00	---	0.1	---	23/06/2025	27/01/2025	---	ALTER EGO MEDIA (CR)	5.37	0.37 #	5.35	02/06/2026	5.37	5.29	5.42	5.37	5.377 32@5.37	5@5.42	---	---	118,291	228	636,002.94	314,104.95	4.88	6.425	40301035
36,353,868	1.00	0.1	0.11	---	01/07/2025	21/08/2023	---	AUSTRIACARD (CB)	9.67	---	9.67	02/06/2026	9.62	9.6	9.68	9.67	9.653 1208@9.62	2068@9.67	---	---	120,448	179	1,162,713.93	351,541.90	6.04	9.76	10101010
48,624,764	0.080	0.7	0.85	0.85	24/04/2026	05/12/2022	---	AUTOHELLAS SA (CR)	11.02	-0.18 €	11.04	02/06/2026	11.1	10.9	11.1	11.02	10.983 40@10.92	29@11.02	---	---	10,144	175	111,410.08	535,844.90	10.54	13.44	40401030
1,867,802,694	0.300	---	---	---	30/05/2013	10/10/2023	---	BALLY'S INTRALOT (CR)	1.18	0.34 #	1.176	02/06/2026	1.176	1.174	1.185	1.18	1.18 64@1.18	32482@1.18	---	---	691,381	363	815,759.10	2,204,007.18	0.822	1.194	40501020
435,962,305	0.100	---	0.48	0.7	25/05/2026	23/09/2024	---	BANK OF CYPRUS (CR)	9.48	0.32 #	9.45	02/06/2026	9.49	9.405	9.5	9.48	9.476 4000@9.48	983@9.49	---	---	293,500	582	2,781,208.17	4,132,922.65	7.94	9.975	30101010
212,384,903	0.08	0.14	---	---	24/06/2025	07/12/2016	---	CENERGY HOLDINGS (CB)	24.96	-2.27 €	25.54	02/06/2026	25.1	24.78	25.62	24.96	25.184 104@24.94	1000@24.98	---	2025	193,131	1,432	4,863,821.72	5,301,127.18	15.12	26.3	50202010
373,239,562	6.70	0.93	1.03	1.2	14/05/2026	29/04/2013	---	CC HBC AG (CR)	48.65	-0.71 €	49	02/06/2026	48.95	48.55	49	48.65	48.761 1500@48.75	698@49.00	---	---	16,271	193	793,384,958	158,104.69	42.5	55.75	45101020
1,993,012,407	0.050	---	---	---	04/06/2008	16/10/2024	---	CrediaBank (CR)	1.25	-0.79 €	1.26	02/06/2026	1.262	1.244	1.27	1.25	1.257 3965@1.25	13833@1.25	---	---	1,562,837	1,326	1,963,836.48	2,491,265.51	0.871	1.722	30101010
3,631,510,801	0.220	0.0933	0.105	0.0468	06/11/2025	20/05/2019	---	EUROBANK (CR)	3.9	-1.49 €	3.959	02/06/2026	3.941	3.89	3.969	3.9	3.916 57237@3.90	286380@3.90	---	---	2,951,442	2,485	11,557,565.48	1,162,892.12	3.162	4.392	30101010
51,889,670	1.00	0.12	0.15	---	27/06/2025	23/07/2019	---	FOURLIS (CR)	4.33	-1.37 €	4.39	02/06/2026	4.36	4.33	4.375	4.33	4.346 50@4.33	21@4.34	---	---	31,618	157	137,416.88	224,682.27	4.04	4.98	40401010
305,635,185	2.18	0.9	0.75	0.2	19/01/2026	01/10/2003	---	HELLENIO ENERGY (CR)	10.54	2.33 #	10.3	02/06/2026	10.3	10.3	10.56	10.54	10.47 5239@10.53	155@10.54	---	---	187,638	869	1,964,571.16	3,221,394.85	8.4	10.56	60101020
83,600,000	0.690	0.0504	0.1209	---	22/09/2025	02/07/2024	---	INTRACOM HOLDINGS (CR)	3.675	-1.21 €	3.72	02/06/2026	3.72	3.64	3.75	3.675	3.674 20@3.66	4893@3.68	---	---	190,085	427	698,328.33	307,230.00	2.685	3.87	10101010
134,365,561	0.880	1.4726	0.5063	---	23/03/2026	05/03/2014	---	JUMBO SA (CR)	23.08	-0.09 €	23.1	02/06/2026	23	22.92	23.36	23.08	23.167 80@23.06	610@23.10	---	---	150,553	1,364	3,487,835.60	3,101,157.15	21.22	28.7	40401010
176,736,715	0.300	---	---	---	30/05/2007	27/11/2019	---	LAMDA DEVELOPMENT SA (CR)	6.16	-1.12 €	6.23	02/06/2026	6.245	6.16	6.25	6.16	6.212 597@6.16	776@6.17	---	---	240,768	1,045	1,495,648.65	1,088,698.16	5.85	7.76	35101010
169,043,561	0.300	---	0.02	---	17/07/2025	28/11/2022	---	LAVIPHARM SA (CR)	1.6	-1.84 €	1.63	02/06/2026	1.65	1.57	1.65	1.6	1.602 2116@1.57	2112@1.61	---	---	127,660	230	204,479.29	270,469.70	0.937	1.738	20103015
143,022,980	1.00	---	---	---	04/08/2025	---	---	METLEN PLC (CR)	40.78	-1.73 €	41.5	02/06/2026	41.06	40.7	41.76	40.78	40.986 203@40.76	100@40.80	---	---	160,669	1,961	6,585,119.06	5,832,477.12	31.9	47.68	65102000
126,502,434	0.500	0.0304	0.0302	0.0603	03/06/2026	28/07/2021	---	PREMIA (CR)	1.372	-3.52 €	1.422	02/06/2026	1.372	1.352	1.374	1.372	1.368 280@1.37	429@1.37	---	---	143,805	251	196,745.84	173,561.34	1.236	1.49	35102000
24,823,934	0.230	0.049	0.0647	---	01/07/2025	08/06/2022	---	PROFILE SA (CR)	7.47	-1.32 €	7.57	02/06/2026	7.48	7.44	7.55	7.47	7.479 666@7.47	50@7.53	---	---	27,510	93	205,754.07	185,434.79	6	8.12	10101010
70,029,804	1.00	---	---	---	15/05/2025	---	---	QUALCO GROUP (CR)	5.87	-1.01 €	5.93	02/06/2026	5.91	5.86	5.91	5.87	5.888 2500@5.85	721@5.87	---	---	37,078	109	218,314.69	411,074.95	5.08	6.73	10101015
35,377,749	0.280	---	---	---	18/07/2005	22/12/2025	---	QUALITY & RELIABILITY SA (CR)	1.262	-1.56 €	1.282	02/06/2026	1.282	1.244	1.284	1.262	1.261 2200@1.25	2000@1.26	---	---	56,827	91	71,634.23	44,646.72	1	1.43	10101010
101,826,580	0.001	---	---	---	02/06/2026	---	---	Safe Bulkers, Inc. (CR)	5.85	-7.14 €	6.3	02/06/2026	6.4	5.85	6.4	5.85	6.055 35@5.85	1594@6.05	---	---	96,336	315	583,299.05	595,685.49	5.85	6.9	50206030
78,325,475	0.85	3	---	---	30/06/2025	23/07/2019	---	TITAN (CB)	50	0.16 #	49.92	02/06/2026	49.9	49.42	50	50	49.787 433@49.96	16@50.05	---	---	55,079	876	2,742,214.70	3,916,273.75	42.6	59	50101030
259,189,761	0.12	0.16	---	---	24/06/2025	26/02/2016	---	VIOHALCO SA/NV (CB)	20.9	-0.48 €	21	02/06/2026	21	20.4	21	20.9	20.875 94@20.85	4878@20.90	---	---	108,128	673	2,257,214.70	5,417,066.00	11.4	21.35	55102015
148,321,516	0.300	0.03	0.07	---	02/09/2025	22/01/2020	---	AVAX S.A. (CR)	3.61	0.84 #	3.58	02/06/2026	3.61	3.555	3.61	3.61	3.585 568@3.61	435@3.61	---	---	274,929	599	985,661.77	535,440.67	2.79	3.735	50101010
232,000,000	2.12	0.0582	0.1207	0.1207	25/09/2025	19/06/2017	---	ADMIE (IPTO) HOLDING S.A. (CR)	3.985	-0.37 €	4	02/06/2026	4	3.94	4.02	3.985	3.98 646@3.98	22853@3.99	---	2025	829,933	896	3,303,347.15	924,520.00	2.76	4.1	65101015
90,167,100	0.500	0.7515	0.8041	0.903	28/04/2026	24/05/2021	---	AEGEAN AIRLINES (CR)	12.32	-0.49 €	12.38	02/06/2026	12.38	12.16	12.38	12.32	12.235 167@12.31	2175@12.32	---	---	62,455	776	764,107.77	1,110,858.67	10.8	15.36	40501010
204,002,463	0.300	---	---	---	12/08/2008	07/01/2025	---	AKTOR S.A. HOLDING CO. (CR)	10.1	-1.17 €	10.22	02/06/2026	10.24	10.02	10.24	10.1	10.08 377@10.08	1325@10.12	---	---	134,978	579	1,360,621.22	2,060,424.88	9.25	11.7	50101010
103,423,291	0.570	---	0.4134	---	25/06/2025	28/08/2024	---	GEK TERNA (CR)	41.82	-0.33 €	41.96	02/06/2026	41.96	41.48	42.68	41.82	42.005 135@41.80	208@41.84	---	---	255,813	2,309	10,745,372.18	4,325,162.03	25.28	43.44	50101010
597,396,677	2.48	0.25	0.4	---	21/07/2025	12/12/2001	---	PPC (CR)	21.24	-1.12 €	21.48	02/06/2026	21.46	21.04	21.54	21.24	21.269 11381@21.16	13498@21.26	---	---	2,832,768	5,295	60,251,046.48	2,688,705.42	16.28	22.5	65101015
318,197,905	1.00	0.33	0.7862	0.6621	22/04/2026	07/02/2024	---	ATHENS INTL AIRPORT (CR)	10.18	-1.26 €	10.31	02/06/2026	10.31	10.18	10.31	10.18	10.228 2@10.17	1292@10.19	---	2025	47,696	398	487,851.10	3,239,253.65	9.6705	11.9882	50206060
914,715,153	1.00	0.3643	0.4442	0.221	10/11/2025	29/08/2018	---	NATIONAL BANK (CR)	14.705	-0.91 €	14.84	02/06/2026	14.745	14.62	14.91	14.705	14.735 1015@14.70	500@14.75	---	---	1,102,951	2,501	16,251,929.75	3,450,886.32	12.06	16.005	30101010
27,728,682	0.260	(0.06)	0.065	---	14/07/2025	24/07/2024	---	EKTER SA (CR)	5	0.60 #	4.97	02/06/2026	4.97	4.905	5	5	4.974 322@4.97	1443@5.00	---	---	89,477	220	445,068.15	138,643.41	3.28	5.03	50101010
375,241,586	0.390	0.04	0.0901	---	26/06/2025	14/07/2006	---	ELVALHALCOR (CR)	5.26	-0.38 €	5.28	02/06/2026	5.32	5.2	5.39	5.26	5.314 2704@5.26	2500@5.29	---	---	240,767	1,079	1,279,396.72	1,973,770.74	3.21	5.63	551

Daily Official List

Year: 147 Trading Day No: 100

Section 2: Analytic Figures of Shares Transactions

Wednesday, 3 June, 2026

Number of Outstanding Securities	Nominal Value	Dividends [1]			Date of Last Coupon		Note	Shares	Closing price	% change	Previous closing price/date	Open price	Price min	Price max	Last price	Avg price	Last Bid [7]	Last Ask [7]	P/E after tax	Year	Volume	Trades	Transactions Value[8]	Company Mkt Value (thou. €)	Year low	Year high	Sector[4]	
		2023	2024	2025	Dividend [2]	Right																						
403,853,127	2.83	0.7216	0.8434	---	22/12/2025	18/06/1998	---	OTE (CR)	18.2	---	18.2	02/06/2026	18.2	18.18	18.3	18.2	18.203	475@18.19	75@18.28	---	---	694,851	3,464	12,648,179.37	7,350,126.91	15.38	18.87	15102015
63,700,000	0.780	0.2313	0.3139	0.3952	04/05/2026	13/06/2018	---	GR. SARANTIS S.A. (CR)	15.4	-0.39	€ 15.46	02/06/2026	15.4	15.12	15.82	15.4	15.576	26@15.38	166@15.48	---	---	34,737	414	541,070.14	980,980.00	12.92	15.82	45201020
221,322,426	1.15	(0.1467)	(0.19)	---	23/06/2025	09/07/2025	---	OPTIMA BANK (CR)	10.26	-2.47	€ 10.52	02/06/2026	10.4	10.21	10.6	10.26	10.315	3665@10.25	3570@10.45	---	---	78,719	626	811,962.82	2,270,768.09	7.59	10.95	30101010
1,235,953,028	0.930	0.0632	---	---	10/07/2024	03/06/2025	---	PIRAEUS BANK (CR)	8.968	-1.58	€ 9.112	02/06/2026	9.11	8.968	9.16	8.968	9.035	1943@8.97	474@9.00	---	---	2,320,567	3,566	20,966,483.14	1,084,026.76	6.53	9.26	30101010
Main Market - Medium Liquidity Class																												
13,126,020	0.660	0.1376	0.1713	---	16/12/2025	04/09/2020	---	AS COMPANY SA (CR)	4.745	-0.52	€ 4.77	02/06/2026	4.75	4.705	4.755	4.745	4.728	1@4.72	730@4.75	---	---	9,632	34	45,540.67	62,282.96	3.62	4.9	40401030
14,000,000	1.95	0.26	0.5	---	24/06/2025	26/03/2024	---	ALPHA REAL ESTATE (CR)	7.44	-0.27	€ 7.46	02/06/2026	7.46	7.44	7.5	7.44	7.472	38@7.44	1000@7.50	---	---	3,105	50	23,199.26	104,160.00	6.94	7.58	35101015
3,150,744	0.360	0.563	0.5842	---	27/05/2025	02/06/2020	---	ALPHA TRUST HOLDINGS (CR)	19.95	---	19.95	02/06/2026	19.9	19.9	20	19.95	19.92	200@19.85	391@19.95	---	---	318	8	6,334.65	62,857.34	11.9	20	30202010
243,164,193	0.300	0.07	0.07	---	12/09/2025	05/12/2023	---	ATTICA HOLDINGS (CR)	1.626	-0.25	€ 1.63	02/06/2026	1.65	1.62	1.65	1.62	1.635	148@1.62	234@1.63	---	---	3,569	23	5,834.94	395,384.98	1.5	2.06	40501015
178,157,803	0.040	---	---	---	01/07/2008	21/02/2020	---	AVE (CR)	0.442	0.46	# 0.44	02/06/2026	0.441	0.44	0.45	0.442	0.441	400@0.436	2549@0.442	---	---	41,300	38	18,196.30	78,745.75	0.421	0.49	40301010
48,175,778	2.10	---	0.135	0.2	06/05/2026	27/12/2024	---	BRIQ PROPERTIES (CR)	3.08	-0.32	€ 3.09	02/06/2026	3.08	3.08	3.1	3.1	3.081	1030@3.04	4035@3.10	---	---	7,790	16	23,999.74	148,381.40	2.8604	3.1604	35102000
101,123,806	0.360	---	---	---	22/07/2010	28/06/2011	---	CENTRIC HOLDINGS (CR)	0.292	-2.01	€ 0.298	02/06/2026	0.303	0.29	0.303	0.292	0.296	11786@0.292	103250@0.303	---	---	367,209	127	108,733.50	29,528.15	0.276	0.42	40203040
784,500	10.00	0.5008	0.4	0.3	02/06/2026	31/07/2018	---	CNL CAPITAL (CR)	6.9	-0.72	€ 6.95	02/06/2026	6.9	6.9	6.9	6.9	6.9	120@6.85	200@6.95	---	2025	100	1	690.00	5,413.05	6.3	7.6	30202010
10,567,700	0.300	---	---	---	06/10/2005	13/02/2002	---	CPI SA (CR)	0.522	---	0.522	02/06/2026	---	---	---	---	---	400@0.512	600@0.520	---	---	---	---	---	5,516.34	0.442	0.646	10102030
18,680,300	0.050	---	---	---	06/07/2022	---	---	DIMAND (CR)	13	---	13	02/06/2026	13	12.75	13.05	13	12.939	200@12.95	200@13.10	---	---	12,946	82	167,501.90	242,843.90	10.95	13.5	35101010
15,583,480	0.100	---	0.04	---	07/07/2025	02/02/2026	---	E.I.N.S. (CR)	1.89	-2.38	€ 1.936	02/06/2026	1.918	1.89	1.95	1.89	1.906	726@1.89	1150@1.91	---	---	41,945	113	79,960.04	29,452.78	1.38	2.115	50205020
60,348,000	0.420	0.2504	0.3025	---	23/06/2025	04/08/2021	---	EURONEXT ATHENS (CR)	7.4	0.54	# 7.36	02/06/2026	7.3	7.18	7.4	7.4	7.28	200@7.30	548@7.40	---	---	24,498	157	178,333.80	446,575.20	5.72	7.49	30202015
121,168,897	0.040	---	---	---	07/07/2010	16/01/2024	5160	FRIGOGLASS SA (CR)	0.378	4.13	# 0.363	02/06/2026	0.363	0.356	0.38	0.378	0.373	308@0.376	1290@0.378	---	2024	41,296	39	15,389.32	45,801.84	0.291	0.5	50204000
56,003,921	1.55	---	---	---	30/08/1993	29/01/2026	---	IDEAL HOLDINGS (CR)	7.02	---	7.02	02/06/2026	6.99	6.96	7.06	7.02	7.015	20@7.00	2785@7.02	---	---	46,847	195	328,639.22	393,147.53	5.3	7.09	10102030
4,740,000	0.860	---	---	---	14/03/2003	---	---	LOGISMOS S.A. (CR)	2.08	---	2.08	02/06/2026	2.08	2.08	2.08	2.08	2.08	80@2.02	950@2.10	---	2025	800	5	1,664.00	9,859.20	1.96	2.58	10101015
17,120,280	0.940	0.12	0.3	---	26/05/2025	26/06/2023	---	LOULIS FOOD (CR)	3.9	1.04	# 3.86	02/06/2026	3.89	3.85	3.92	3.9	3.889	54@3.85	280@3.90	---	---	4,030	16	15,672.20	66,769.09	3.42	4.1	45102020
4,419,616	1.58	0.06	0.13	---	07/07/2025	04/03/2015	---	MEDICON S.A. (CR)	2.86	-2.39	€ 2.93	02/06/2026	2.91	2.81	2.92	2.86	2.887	71@2.79	844@2.86	---	---	2,604	13	7,518.31	12,640.10	2.32	2.96	20102010
468,700	2.8	2.4	---	---	12/06/2025	21/05/2004	---	MERMEREN KOMB. A.D. PR. (GDR)	33	---	33	02/06/2026	34	32.4	34	32.4	33.662	20@31.60	49@33.80	---	2025	65	4	2,188.00	15,467.10	30	36.2	55102000
10,500,000	0.950	0.15	0.25	---	04/07/2025	21/07/2023	---	MEVACO SA (CR)	8.66	-0.23	€ 8.68	02/06/2026	8.68	8.46	8.68	8.66	8.539	890@8.46	188@8.68	---	2025	1,070	10	9,137.20	90,930.00	8.2	9.85	55102015
31,400,000	0.400	---	---	---	26/04/2007	10/05/2023	---	MIG (CR)	3.27	-0.91	€ 3.3	02/06/2026	3.3	3.24	3.31	3.27	3.28	182@3.26	4772@3.27	---	---	14,459	140	47,418.47	102,678.00	2.82	3.85	30202000
153,908,095	0.870	0.0229	0.0248	0.0303	15/05/2026	02/08/2024	---	ORILINA PROPERTIES REIC (CR)	0.846	0.71	# 0.84	02/06/2026	0.818	0.818	0.848	0.844	0.845	2500@0.840	536@0.846	---	---	15,440	30	13,051.92	130,206.25	0.77	0.888	35102000
14,101,683	0.100	0.0526	0.1091	0.1423	02/06/2026	02/11/2021	---	PERFORMANCE TECHNOLOGIES (CR)	9.2	-3.06	€ 9.49	02/06/2026	9.56	9.2	9.56	9.2	9.381	685@9.20	300@9.25	---	---	5,723	35	53,686.42	129,735.48	6.62	9.75	10101010
107,222,688	0.440	0.22	0.3	---	23/06/2025	16/03/2022	---	QUEST HOLDINGS (CR)	7.65	-0.78	€ 7.71	02/06/2026	7.74	7.6	7.74	7.65	7.659	32@7.61	1225@7.65	---	---	23,124	188	177,102.61	820,253.56	6.07	7.77	10101010
30,703,824	0.400	0.04	0.0509	---	19/08/2025	06/08/2021	---	REAL CONSULTING (CR)	6.8	-1.16	€ 6.88	02/06/2026	6.9	6.66	6.9	6.8	6.751	550@6.66	569@6.80	---	---	38,020	106	256,661.36	208,786.00	4.95	6.98	10101010
6,456,530	1.08	0.16	0.15	---	21/07/2025	02/08/2010	---	SPACE HELLAS SA (CR)	6.44	-0.62	€ 6.48	02/06/2026	6.42	6.38	6.44	6.44	6.411	78@6.40	120@6.46	---	---	2,241	13	14,366.34	41,580.05	5.92	8.48	15101010
121,750,863	1.60	0.08	0.1	0.0651	30/12/2025	10/11/2023	---	TRADE ESTATES REIC (CR)	2.005	-1.47	€ 2.035	02/06/2026	2.045	2	2.05	2.005	2.03	3000@2.00	70@2.02	---	---	35,455	61	71,956.30	244,110.48	1.81	2.085	35102045
17,513,933	0.300	---	---	---	16/11/1992	09/10/2025	---	UNIBIOS (CR)	2.49	-1.97	€ 2.54	02/06/2026	2.505	2.49	2.58	2.49	2.509	600@2.49	413@2.54	---	---	8,256	46	20,712.51	43,609.69	2.13	2.97	50204000
37,975,800	0.600	---	---	---	10/09/2019	01/04/2026	---	YKNOT (CR)	1.275	-4.13	€ 1.33	02/06/2026	1.325	1.22	1.345	1.275	1.285	24000@1.27	400@1.28	---	---	521,547	714	670,012.81	48,419.15	0.7326	1.7394	40501015
32,413,681	0.370	---	---	---	15/07/2009	11/05/2000	---	ALUMIL (CR)	5.86	---	5.86	02/06/2026	5.88	5.78	5.93	5.86	5.848	456@5.83	299@5.86	---	---	15,318	71	89,581.97	189,944.17	5	6.88	55102035
3,734,164	3.44	0.4954	0.5896	0.4204	25/05/2026	19/07/2022	---	ANDROMEDA SA (CR)	8.22	-0.96	€ 8.3	02/06/2026	8.3	8.2	8.3	8.22	8.261	150@8.18	200@8.28	---	2025	8,660	58	71,540.96	30,694.83	7.58	10.8	30204000
23,986,500	1.00	---	---	---	26/06/2009	25/08/2025	---	BIOKARPET S.A.(CR)	1.634	-0.97	€ 1.65	02/06/2026	1.65	1.62	1.65	1.634	1.634	1716@1.63	191@1.64	---	---	14,306	60	23,379.59	39,193.94	1.45	2.06	50101035
6,325,000	0.600	0.145	0.07	---	28/07/2025	17/02/2014	---	VOYATZOGLOU (CR)	2.02	-1.46	€ 2.05	02/06/2026	2.07	2.02	2.08	2.02	2.053	544@2										

Daily Official List

Year: 147 Trading Day No: 100

Section 2: Analytic Figures of Shares Transactions

Wednesday, 3 June, 2026

Number of Outstanding Securities	Nominal Value	Dividends [1]			Date of Last Coupon		Note	Shares	Closing price	% change	Previous closing price/date	Open price	Price min	Price max	Last price	Avg price	Last Bid [7]	Last Ask [7]	P/E after tax	Year	Volume	Trades	Transactions Value[8]	Company Mkt Value (thou. €)	Year low	Year high	Sector[4]	
		2023	2024	2025	Dividend [2]	Right																						
15,878,748	0.480	---	---	---	10/07/2006	22/03/2004	---	DOMIKI KRITIS SA (CR)	2.85	-3.39	€ 2.95	02/06/2026	2.93	2.85	2.93	2.85	2.891	10@2.84	250@2.86	---	---	4,356	24	12,595.18	45,254.43	1.89	3.18	50101010
34,720,000	0.310	---	---	---	16/06/2010	01/08/2007	---	DROMEAS SA (CR)	0.311	0.32	# 0.31	02/06/2026	0.319	0.31	0.32	0.31	0.311	100@0.307	195@0.312	---	---	4,288	6	1,331.87	10,797.92	0.295	0.39	40202015
13,673,200	0.420	0.05	0.05	---	19/08/2025	26/07/2001	---	EVROFARMA (CR)	3.94	1.28	# 3.89	02/06/2026	3.89	3.88	3.99	3.94	3.904	100@3.86	1176@3.94	---	---	2,811	46	10,973.79	53,872.41	3.02	4.07	45102020
18,146,007	1.00	---	---	---	23/08/2023	10/09/2010	---	ELASTRON (CR)	2.57	0.39	# 2.56	02/06/2026	2.54	2.53	2.58	2.57	2.544	820@2.52	793@2.57	---	---	6,763	27	17,202.27	46,635.24	2.02	2.65	55102010
23,828,130	0.500	0.108	0.1366	---	14/07/2025	17/02/2009	---	ELINOIL S.A. (CR)	2.14	0.47	# 2.13	02/06/2026	2.11	2.1	2.14	2.14	2.105	620@2.10	940@2.14	---	---	2,309	11	4,861.32	50,992.20	2.07	2.59	60101020
19,864,886	5.60	0.672	0.672	0.672	23/04/2026	02/07/2008	---	BANK OF GREECE (CR)	14.75	-0.67	€ 14.85	02/06/2026	14.85	14.7	14.85	14.75	14.733	10@14.70	1164@14.75	---	2025	3,607	37	53,142.50	293,007.07	14.55	17.5	30101010
26,730,187	0.520	---	0.07	---	09/07/2025	01/08/2017	---	ELTON SA (CR)	1.9	-0.78	€ 1.915	02/06/2026	1.915	1.9	1.915	1.9	1.731	50@1.89	56@1.90	---	---	92,527	49	160,149.01	50,787.36	1.62	2.22	50205010
36,300,000	1.12	0.0276	0.055	---	01/07/2025	12/12/2007	---	THESSALONIKA WATER & SEWERAGE	4.4	-1.46	€ 4.465	02/06/2026	4.46	4.37	4.48	4.4	4.428	1050@4.37	490@4.40	---	---	28,047	128	124,186.51	159,720.00	3.4	4.5	65102030
143,352,325	0.260	---	---	---	29/08/2022	28/04/2025	---	EVROPI HOLDINGS S.A. (CR)	2.04	-2.16	€ 2.085	02/06/2026	2.075	2.04	2.075	2.04	2.049	1600@2.04	380@2.06	---	---	60,831	73	124,649.05	292,438.74	1.77	2.34	30302025
86,735,980	0.310	0.02	---	---	22/07/2024	07/09/2023	---	ATHENS MEDICAL CENTER SA (CR)	1.805	0.28	# 1.8	02/06/2026	1.8	1.785	1.805	1.805	1.8	35@1.80	12094@1.81	---	---	9,229	28	16,614.14	156,558.44	1.565	2.07	20101010
114,320,400	0.100	---	---	---	26/11/2021	05/08/2019	---	IKTINOS HELLAS SA (CR)	0.3585	0.99	# 0.355	02/06/2026	0.353	0.351	0.36	0.3585	0.356	2000@0.354	1036@0.359	---	---	63,470	59	22,605.83	40,983.86	0.302	0.4535	50101035
14,111,198	0.450	(0.0133)	0.07	---	31/07/2025	09/01/2025	---	ILYDA S.A. (CR)	4.195	0.72	# 4.165	02/06/2026	4.16	4.13	4.27	4.195	4.163	416@4.13	190@4.19	---	2025	4,349	42	18,103.02	59,196.48	3.74	5.52	10101015
3,417,600	0.100	0.016	---	---	04/07/2024	02/04/2024	---	INTERWOOD-XYLEMPORIA (PR)	0.416	---	~ 0.416	02/06/2026	---	---	---	---	---	77@0.408	1000@0.410	---	---	---	---	---	13,866.09	0.4	0.76	50101020
45,417,399	0.100	---	---	---	25/07/2008	02/04/2024	---	INTERWOOD-XYLEMPORIA (CR)	0.274	-1.44	€ 0.278	02/06/2026	0.277	0.266	0.278	0.274	0.275	100@0.271	1910@0.274	---	---	25,871	40	7,108.64	13,866.09	0.201	0.295	50101020
18,567,912	0.590	0.16	0.201	---	02/07/2025	26/01/2021	---	INTERLIFE G.C.I.(CR)	6.9	-0.29	€ 6.92	02/06/2026	6.88	6.8	6.98	6.9	6.871	769@6.80	690@6.70	---	2025	4,625	30	31,780.68	128,118.59	5.06	7	30302025
8,424,900	0.500	---	---	---	12/07/2010	04/07/2019	---	INTERTECH SA (CR)	1.56	---	~ 1.56	02/06/2026	1.56	1.56	1.57	1.565	1.56	210@1.45	600@1.55	---	2025	5,302	8	8,271.14	13,142.84	0.99	1.615	50205010
2,760,000	11.83	12.4	14	---	30/05/2025	16/07/1990	---	KARELIA (CR)	423	-0.24	€ 424	02/06/2026	423	422	424	423	422.993	43@422.00	19@423.00	---	---	142	29	60,065.00	1,167,480.00	354	434	45103010
19,804,134	0.150	---	---	---	01/07/2004	06/11/2017	---	KEKROPS SA (CR)	1.94	-1.52	€ 1.97	02/06/2026	1.97	1.94	2.05	1.94	1.981	250@1.94	600@1.99	---	2025	14,855	62	29,434.32	38,420.02	1.53	2.35	35101010
11,510,102	0.890	---	---	---	24/06/2005	06/10/1999	---	NAFPAKTOS TEXTILE (CR)	1.265	-2.32	€ 1.295	02/06/2026	1.3	1.265	1.33	1.265	1.28	940@1.27	390@1.28	---	---	6,510	20	8,332.70	14,560.28	1.175	1.69	55101020
21,224,340	0.420	---	---	---	06/09/2022	25/04/2006	---	KORDELLOS BROS SA (CR)	0.45	-0.44	€ 0.452	02/06/2026	0.448	0.448	0.45	0.45	0.448	251@0.430	576@0.450	---	2025	961	5	430.73	9,550.95	0.366	0.554	55102010
33,065,136	0.380	0.3506	0.4007	---	21/08/2025	16/09/2013	---	KRI-KRI S.A. (CR)	27.95	-1.24	€ 28.3	02/06/2026	28.3	27.75	28.5	27.95	28.22	135@27.95	72@28.00	---	2025	19,748	134	557,293.95	924,170.55	19.18	28.5	45102020
6,200,000	0.500	---	---	---	22/06/2010	01/11/1995	---	MINERVA KNITWEAR (CR)	0.585	---	~ 0.585	02/06/2026	0.575	0.57	0.585	0.585	0.572	600@0.570	500@0.720	---	---	1,101	6	629.58	3,627.00	0.473	0.772	40204020
5,939,268	0.620	---	---	---	10/07/2003	03/01/2002	---	LANAKAM SA (CR)	1.45	---	~ 1.45	02/06/2026	---	---	---	---	---	200@1.34	1000@1.44	---	---	---	---	---	8,611.94	0.96	1.67	40401020
9,819,370	0.500	---	---	---	14/08/2007	09/01/2004	---	MATHIOS REFRACTORY SA (CR)	0.705	-0.70	€ 0.71	02/06/2026	0.73	0.7	0.73	0.725	0.703	95@0.700	332@0.715	---	---	3,309	13	2,325.57	6,922.66	0.59	0.97	55101000
30,150,000	0.360	0.122	0.1335	---	17/06/2025	25/04/2019	---	MOTODYNAMICS S.A. (CR)	2.58	1.18	# 2.55	02/06/2026	2.58	2.53	2.59	2.58	2.557	100@2.53	1002@2.58	---	---	34,253	68	87,601.06	77,787.00	2.23	2.7	40401030
126,431,958	2.50	0.025	0.043	---	03/06/2025	05/06/2024	---	NOVAL PROPERTY REIC (CR)	2.65	0.38	# 2.64	02/06/2026	2.64	2.61	2.65	2.65	2.632	446@2.63	1866@2.65	---	2025	15,569	26	40,983.27	335,044.69	2.51	2.92	35102045
10,080,000	3.00	1.3	2	2.2	14/05/2026	27/08/2001	---	TPA SA (CR)	37	0.54	# 36.8	02/06/2026	36.7	36.7	37.4	37	37.148	500@36.80	180@37.00	---	---	551	10	20,468.50	372,960.00	33.2	40.2	50206060
25,000,000	2.00	1.336	1.92	---	04/08/2025	08/08/2003	---	P.P.A. S.A. (CR)	39.1	-1.63	€ 39.75	02/06/2026	39.65	39.1	39.85	39.1	39.535	49@39.10	30@39.85	---	2025	4,872	162	192,616.65	977,500.00	35.4	41.1	50206060
68,926,799	0.240	---	---	---	07/07/2023	---	---	ONYX TOURISTIKI S.A. (CR)	1.598	-0.12	€ 1.6	02/06/2026	1.6	1.57	1.602	1.598	1.584	1000@1.58	1102@1.60	---	---	38,534	60	61,045.21	110,145.02	1.33	2.22	40401020
4,971,466	1.46	---	---	---	04/07/2007	08/10/2003	---	PAIRIS SA (CR)	0.816	4.88	# 0.778	02/06/2026	0.8	0.794	0.818	0.8	0.816	400@0.752	299@0.798	---	---	1,010	10	824.10	4,056.72	0.6	0.984	50203030
27,098,594	0.540	0.0702	0.0605	0.0909	21/04/2026	14/01/2021	---	PAPOUTSANIS (CR)	3.4	---	~ 3.4	02/06/2026	3.44	3.37	3.44	3.4	3.397	620@3.36	1045@3.40	---	2025	9,405	43	31,949.01	92,135.22	3.32	4.06	45201020
7,070,400	0.930	0.8645	0.3242	---	11/07/2025	06/05/2016	---	PETROPOULOS PETROS (CR)	7.94	-1.00	€ 8.02	02/06/2026	8.1	7.9	8.18	7.9	7.997	10@7.86	483@7.90	---	---	13,925	50	111,355.90	56,138.98	7.58	8.98	50206015
43,741,452	0.660	0.2388	0.2391	0.07	19/01/2026	01/11/1999	---	THRACE PLASTICS SA (CR)	4.45	0.91	# 4.41	02/06/2026	4.415	4.38	4.475	4.45	4.44	1472@4.44	816@4.46	---	---	110,047	618	488,655.45	194,649.46	3.55	4.535	50203015
21,912,599	0.300	0.0485	0.0483	0.049	26/05/2026	23/02/2007	---	REVOIL (CR)	1.67	-0.60	€ 1.68	02/06/2026	1.675	1.63	1.675	1.67	1.654	522@1.63	2059@1.67	---	---	8,343	37	13,797.19	36,594.04	1.535	1.86	60101020
13,582,223	1.35	---	---	---	24/06/2008	02/02/2016	---	SIDMA STEEL (CR)	1.96	1.82	# 1.925	02/06/2026	1.925	1.925	1.96	1.96	1.931	500@1.86	160@1.97	---	---	12,145	28	23,448.44	26,621.16	1.455	2.12	55102010
40,693,350	5.00	---	---	---	03/07/2006	26/05/2015	---	TECHNICAL OLYMPIC SA (CR)	2.53	-0.39	€ 2.54	02/06/2026	2.525	2.49	2.54	2.53	2.505	150@2.50	284@2.53	---	---							

Number of Outstanding Securities	Nominal Value	Dividends [1]			Date of Last Coupon		Note	Shares	Closing price	% change	Previous closing price/date	Open price	Price min	Price max	Last price	Avg price	Last Bid [7]	Last Ask [7]	P/E after tax	Year	Volume	Trades	Transactions Value[8]	Company Mkt Value (thou. €)	Year low	Year high	Sector[4]
8,340,750	1.16	---	---	---	25/06/2009	17/09/2018	---	HAIDEMENOS SA (CR)	0.725	0.69 #	0.72 02/06/2026	0.7	0.7	0.73	0.73	0.72	9@0.720	109@0.730	---	2025	42	3	30.22	6,047.04	0.65	0.845	50205030

Main Market - Low Liquidity Class

11,943,624	0.540	0.15	0.165	---	01/07/2025	30/08/2019	---	FLEXOPACK SA (CR)	8.1	---	8.1 02/06/2026	---	---	---	---	65@7.85	95@8.25	---	---	---	---	---	---	96,743.35	7.4	8.6	50203030
394,737,498	0.500	0.02	0.03	0.04	26/03/2026	28/12/2023	---	TRASTOR REAL EST. INV. CO.(CR)	0.94	-0.63 €	0.946 02/06/2026	0.946	0.936	0.95	0.94	0.943	1000@0.938	1701@0.946	---	2025	401,848	334	379,113.22	371,053.25	0.936	1.42	35102000
15,300,000	0.300	---	0.01	---	09/10/2025	13/12/1999	---	ATTICA PUBLICATIONS SA (CR)	1.22	---	1.22 02/06/2026	1.245	1.205	1.245	1.21	1.229	139@1.21	200@1.28	---	---	452	7	555.42	18,666.00	1.17	1.44	40301030
18,810,000	0.400	0.0381	0.0591	---	20/10/2025	14/11/2007	---	VARVERIS - MODA BAGNO SA (CR)	6.8	-0.88 €	6.86 02/06/2026	6.74	6.7	6.8	6.8	6.739	25@6.70	10@6.80	---	---	1,950	12	13,141.80	127,908.00	5.16	7.06	40401025
3,307,500	0.210	0.4	0.4	---	23/10/2025	30/11/2022	---	ELVE SA (CR)	5.8	0.87 #	5.75 02/06/2026	5.8	5.8	5.8	5.8	5.8	600@5.75	100@5.90	---	2025	370	1	2,146.00	19,183.50	5	6.15	40204020
21,364,000	1.12	---	---	---	21/08/2023	08/03/2023	---	LAMPASA HOTEL SA (CR)	44.6	---	44.6 02/06/2026	45.4	45.4	45.4	45.4	45.4	36@44.80	110@46.00	---	---	1	1	45.40	952,834.40	39.2	48.4	40501025
38,566,614	0.500	---	---	---	21/07/2008	07/07/2025	---	MOUZAKIS (CR)	0.47	---	0.47 02/06/2026	0.48	0.48	0.515	0.515	0.48	4450@0.480	1497@0.515	---	---	503	3	241.55	18,126.31	0.47	0.69	55101020
42,500,000	1.00	0.0383	0.0538	0.3714	06/05/2026	13/09/2023	---	MPL KEDROS (CR)	4.42	---	4.42 02/06/2026	4.42	4.4	4.42	4.42	4.419	100@4.41	179@4.43	---	---	2,154	17	9,518.60	187,850.00	4.23	4.51	35102000
6,340,000	0.600	0.2	0.23	0.23	09/12/2025	11/01/2024	---	NAKAS MUSIC	3.5	---	3.5 02/06/2026	3.54	3.52	3.54	3.52	3.521	200@3.44	35@3.52	---	---	156	3	549.22	22,190.00	3.24	3.92	40401030
27,379,200	0.980	0.5001	0.52	---	25/08/2025	29/08/2022	---	CRETE PLASTICS SA (CR)	15.7	---	15.7 02/06/2026	15.5	15.3	15.9	15.7	15.596	209@15.30	139@15.70	---	---	434	11	6,768.80	429,853.44	13.2	16.1	50203015
255,494,534	2.71	0.247	0.705	0.216	15/12/2025	30/09/2021	---	PRODEA (CR)	5.7	---	5.7 02/06/2026	5.7	5.65	5.7	5.7	5.675	1550@5.65	3065@5.70	---	---	6,290	24	35,697.75	1,456,318.84	5.2	6.5	35102000
4,181,450	0.500	---	---	---	21/08/2000	05/03/2002	---	FLOUR MILLS SARANTOPOULOS SA	1.48	---	1.48 02/06/2026	---	---	---	---	---	---	---	---	---	---	---	---	6,188.55	1.12	1.74	45102020

Exchange Traded Funds (ETFs)

1,405,078	---	---	---	---	15/06/2016	---	---	ALPHA ETF FTSE Athex Large Cap	60.81	-0.75 €	61.27 02/06/2026	61.1	60.74	61.34	60.81	61.022	1@60.80	500@60.90	---	---	1,508	153	92,020.47	---	51.03	66.71	12003
-----------	-----	-----	-----	-----	------------	-----	-----	--------------------------------	-------	---------	------------------	------	-------	-------	-------	--------	---------	-----------	-----	-----	-------	-----	-----------	-----	-------	-------	-------

Surveillance

8,321,682	0.670	---	---	---	17/08/2007	23/11/1999	---	N. LEVENTERIS (CR)	0.278	---	0.278 02/06/2026	---	---	---	---	---	---	4000@0.278	---	2025	---	---	---	2,708.80	0.252	0.32	55102010
2,160,524	0.670	---	---	---	03/12/2018	23/11/1999	---	N. LEVENTERIS (PR)	0.183	---	0.183 02/06/2026	---	---	---	---	---	---	4818@0.200	---	2025	---	---	---	2,708.80	0.165	0.2	55102010
24,319,250	0.300	---	---	---	09/07/2002	04/07/2007	5165	PROODEFTIKH SA (CR)	0.238	-4.80 €	0.25 02/06/2026	0.25	0.238	0.25	0.238	0.243	13217@0.238	11500@0.246	---	---	13,500	11	3,286.20	5,787.98	0.216	0.5	50101010

Suspension Status

13,191,620	0.620	---	---	---	04/08/2010	09/09/2002	5232	YALCO - CONSTANTINOU (CR)	0.16	---	0.16 30/05/2025	---	---	---	---	---	---	26032@0.162	---	---	---	---	---	2,110.66	0.16	0.16	40202020
17,579,754	4.16	---	---	---	18/08/2006	02/08/2010	---	BIOTER SA (CR)	0.206	---	0.206 30/05/2025	---	---	---	---	---	---	---	---	---	---	---	---	3,621.43	0.206	0.206	50101010
3,961,300	1.28	---	---	---	29/06/2004	03/08/2000	5248	DUROS SA (CR)	0.25	---	0.25 24/04/2023	---	---	---	---	---	---	---	---	---	---	---	---	990.33	0.25	0.25	40204020
15,842,391	1.51	---	---	---	15/07/2009	12/05/2000	5141	BITROS HOLDING SA (CR)	0.51	---	0.51 30/05/2025	---	---	---	---	---	---	---	---	---	---	---	---	8,079.62	0.51	0.51	55102010
28,438,268	0.070	---	---	---	21/08/2006	24/11/1999	5253	SPIROY AGRICULTURE SA (CR)	0.138	---	0.138 30/05/2025	---	---	---	---	---	---	---	---	---	---	---	---	3,924.48	0.138	0.138	45102010

Shares' Notes

Code	Note text
()	- Adjusted dividends.
*	- Last adjusted closing price.
[1]	- Net dividends.
[2]	- The "Date of Last Coupon" for New listings refers to the date company's stocks started to trade in Athex
[3]	- The Company Market Value is referred to the number of outstanding shares
[4]	- Sectors codification can be found in Appendix A
[5]	- The Market Value refers to the total number of shares listed (including their several classes) in the exchange by the company.
[6]	- P/E greater than 100
[7]	- Last view of the Order Book before the end of the trading session
[8]	- All Blocks Methods' Transactions Value are included.
5141	- Transfer to the Surveillance Category as of 10/05/2017.
5160	- Transfer to the Surveillance Category as of 15/04/2016.
5165	- Transfer to the Surveillance Category as of 15/02/2018.
5193	- Transfer to the Surveillance Category as of 25/10/2018.
5232	- Transfer to the Under Surveillance Category from 08/04/2011.
5248	- Transfer to the Surveillance Category as of 06/09/20116.
5253	- Transfer to the Surveillance Category as of 14/5/2021.

Securities Blocks Details

Securities	Block Volume	Price	Block Trade Value	Time of approval	Note
PPC (CR)	29,243	21.50	628,724.50	10:37:47	20
PPC (CR)	37,340	21.50	802,810.00	10:42:13	20
PPC (CR)	250,000	21.48	5,370,000.00	10:42:29	20
PPC (CR)	250,000	21.48	5,370,000.00	10:42:50	20
EKTER SA (CR)	25,000	4.97	124,250.00	10:44:31	20
OTE (CR)	25,000	18.19	454,750.00	11:00:53	20
OTE (CR)	25,000	18.19	454,750.00	11:09:10	20
BANK OF CYPRUS (CR)	50,000	9.49	474,500.00	11:25:16	20
PPC (CR)	43,859	21.12	926,302.08	11:36:44	20
ADMIE (IPTO) HOLDING S.A. (CR)	100,000	3.97	397,000.00	11:44:00	20
ELTON SA (CR)	12,400	1.68	20,832.00	12:07:40	20
ADMIE (IPTO) HOLDING S.A. (CR)	50,000	3.98	198,750.00	12:10:13	20
BANK OF CYPRUS (CR)	50,000	9.47	473,500.00	12:10:59	20
ELTON SA (CR)	10,000	1.68	16,800.00	12:12:27	20
ELTON SA (CR)	10,000	1.68	16,800.00	12:13:35	20
ELTON SA (CR)	10,000	1.68	16,800.00	12:14:25	20
ELTON SA (CR)	10,000	1.68	16,800.00	12:15:26	20
ELTON SA (CR)	10,000	1.68	16,800.00	12:16:41	20
ELTON SA (CR)	9,127	1.68	15,333.36	12:17:56	20
EUROBANK (CR)	250,000	3.92	979,250.00	13:41:55	20
PPC (CR)	50,000	21.24	1,062,000.00	13:48:37	20
TRASTOR REAL EST. INV. CO.(CR)	50,000	0.944	47,200.00	14:31:03	20
TRASTOR REAL EST. INV. CO.(CR)	50,000	0.944	47,200.00	14:31:36	20
TRASTOR REAL EST. INV. CO.(CR)	50,000	0.944	47,200.00	14:52:02	20
TRASTOR REAL EST. INV. CO.(CR)	50,000	0.944	47,200.00	14:52:45	20
Allwyn AG (CR)	25,000	13.18	329,500.00	15:32:59	20
ALPHA BANK (CR)	10,756	3.90	41,948.40	16:32:57	18
PIRAEUS BANK (CR)	151,401	9.04	1,368,362.24	16:37:12	20
AUSTRIACARD (CB)	15,000	9.66	144,900.00	16:41:06	20
ADMIE (IPTO) HOLDING S.A. (CR)	50,000	3.97	198,500.00	16:41:55	20
ADMIE (IPTO) HOLDING S.A. (CR)	50,000	3.97	198,500.00	16:42:28	20
ALPHA BANK (CR)	272,964	3.87	1,056,916.61	16:58:24	20
PPC (CR)	136,304	21.20	2,889,644.80	16:58:26	20
PIRAEUS BANK (CR)	131,257	9.07	1,191,026.02	16:59:15	20
PPC (CR)	36,589	21.20	775,686.80	17:02:12	20
PIRAEUS BANK (CR)	100,000	8.97	896,800.00	17:13:47	20

Blocks Notes

- 9 - Method 6-1 / Special Fees
- 10 - Method 6-1 / Special Fees, SDS
- 14 - Method 6-3 / Settlement, Incomplete Buy and Sell
- 18 - Method 6-2 / SPOT 1
- 19 - Method 6-2 / SPOT 2
- 20 - Method 6-1 and Method 6-1 Same Day Settlement
- 21 - Other Pre-agreed

Shares Rights Details

Occured date	Exercise from	Exercise until	Trading until	Rights	Price min	Price max	Closing price	Last Bid	Last Ask	Volume	Trades	Transactions Value
--------------	---------------	----------------	---------------	--------	-----------	-----------	---------------	----------	----------	--------	--------	--------------------

No Rights Transactions.

Forced Sales Details

Securities	Category of Security	Transactions Volume	Number of Trades	Transactions Value	Note
------------	----------------------	------------------------	---------------------	-----------------------	------

No Forced Transactions.

Forced Sales Notes

- 1 - Compulsory Public Forced Sales
- 2 - Forced Sales of Fixed Registered Shares
- 3 - Forced Sales of Remaining Fractional Shares

Exchange Traded Funds (ETFs) Characteristics

	Transactions Date (T)	Creation / Redemption	Units (T-1)	New Units (T-1)	Redemption Units (T-1)	Units (T) [1]	Fund Assets [2]	Net Unit Price	Dividend per Unit	Dividend Date
ALPHA ETF FTSE Athex Large Cap	03/06/2026	5,000	1,405,078	---	---	1,405,078	85,844,910.00	61.0962	1.15	01/07/2025

ETFs Notes

[1] - Units (T) = Units (T-1) + New Units (T-1) - Redemption Units (T-1)

[2] - The Creation / Redemption Units of T-1 are included.

Non Convertible Corporate Bonds - Regulated Market

Num Listed Bonds	Nominal price	Issue price	Today's Rate	Exp. Date	Duration (years)	Note	Coupon		Trading Unit	Corporate Bonds	Accrued Int.	Yield.T.Mat	Price min	Price max	Closing price	Previous closing price/date	Volume	Transactions Value	Last order		Date	ear min	Year max	
							Common	Preferred											Price	Buy / Sell				
250,000	1,000.00	1,000.00	3.75	25/02/2033	7	---	1	---	1	CAPITAL CLEAN ENERGY CARRIERS CORP. (Non Convert)	10.4167	4.1020	97.6000	98.0000	97.9000	97.9000	02/06/2026	215,000	212,679.58	97.6100	B	33/06/2026	95.0002	99.9895
320,000	1,000.00	1,000.00	3.40	21/07/2027	7	---	12	---	1	LAMDA DEVELOPMENT S.A. (Non Convertible)	12.7500	3.4680	99.0100	99.3500	99.1500	99.1850	02/06/2026	1,633,000	1,645,977.11	99.1600	B	33/06/2026	97.5000	100.0000
200,000	1,000.00	1,000.00	1.90	23/03/2028	7	---	11	---	1	MOTOR OIL CORINTH REFINERIES SA (Non Convertible)	3.9056	3.5930	96.4002	96.6000	96.4738	96.8640	02/06/2026	195,000	188,885.46	96.4500	B	33/06/2026	95.0000	98.0000
150,000	1,000.00	1,000.00	2.60	22/10/2026	7	---	14	---	1	TERNA ENERGY FINANCE S.A. (Non Convertible)	3.1778	3.8780	99.1020	99.4000	99.2461	99.5150	02/06/2026	113,000	112,507.22	99.1050	B	33/06/2026	98.4189	99.9552
100,000	1,000.00	1,000.00	2.80	25/01/2027	5	---	9	---	1	PREMIA S.A. (Non Convertible)	10.1111	4.4600	98.5501	98.6001	98.5916	98.3750	02/06/2026	41,000	40,837.10	98.6501	B	33/06/2026	97.7000	99.5000
500,000	1,000.00	1,000.00	4.00	10/07/2030	7	---	6	---	1	METLEN ENERGY & METALS S.A. (Non Convertible)	16.0000	3.6030	99.9000	100.0000	99.9030	100.1670	02/06/2026	402,000	408,247.38	99.6000	B	33/06/2026	98.3000	101.4000
99,697	1,000.00	1,000.00	5.50	15/12/2028	5	---	5	---	1	IDEAL HOLDINGS S.A. (Non Convertible)	26.2778	3.6060	103.2000	103.3000	103.2909	103.1000	02/06/2026	22,000	23,302.11	103.0000	B	33/06/2026	101.4645	104.1000
500,000	1,000.00	1,000.00	3.80	18/11/2032	7	---	2	---	1	LAMDA DEVELOPMENT S.A. (Non convertible)	1.9000	4.2930	96.7001	97.3500	97.0203	97.3900	02/06/2026	101,000	98,182.44	96.8000	B	33/06/2026	96.6500	99.9999
140,000	1,000.00	1,000.00	4.70	15/12/2030	5	---	1	---	1	AKTOR S.A. (Non convertible)	22.4556	3.7310	103.4800	103.4800	103.4800	102.5500	02/06/2026	5,000	5,286.28	101.7550	B	33/06/2026	100.6000	103.4900
500,000	1,000.00	1,000.00	2.75	03/07/2027	7	---	12	---	1	GEK TERNA S.A. (Non Convertible)	11.5347	3.2190	98.5500	99.0000	98.9400	98.8300	02/06/2026	282,000	281,878.49	98.7000	B	33/06/2026	97.7500	99.5000
150,000	1,000.00	1,000.00	4.10	08/04/2033	7	---	1	---	1	PREMIA REIC (Non Convertible)	6.6056	4.2970	98.0000	98.8500	98.8000	98.8440	02/06/2026	101,000	99,974.66	98.0000	B	33/06/2026	98.1200	100.3700
250,000	1,000.00	1,000.00	3.70	04/07/2032	7	---	2	---	1	AEGEAN AIRLINES S.A. (Non Convertible)	15.5194	3.7010	99.2000	99.6000	99.3577	98.6790	02/06/2026	13,000	13,118.25	98.9000	B	33/06/2026	98.0875	102.0999
300,000	1,000.00	1,000.00	2.30	20/07/2028	7	---	10	---	1	PRODEA REIC S.A.(Non Convertible)	8.6889	3.4690	96.7001	97.5000	96.8563	97.5500	02/06/2026	142,000	139,114.73	96.7000	B	33/06/2026	95.0000	99.9510
250,000	1,000.00	1,000.00	2.45	16/11/2028	7	---	10	---	1	ELVALHALCOR S.A. (Non Convertible)	1.2250	3.7860	95.5500	96.3000	95.9839	96.2600	02/06/2026	193,000	185,485.43	96.0500	B	33/06/2026	94.9873	99.0000
120,000	1,000.00	1,000.00	2.65	06/12/2028	7	---	9	---	1	NOVAL PROPERTY REIC (Non Convertible)	13.1764	3.8720	95.8500	96.5000	96.0823	96.6500	02/06/2026	80,000	77,919.91	96.0800	B	33/06/2026	95.0000	99.9900
300,000	1,000.00	1,000.00	2.30	14/12/2028	7	---	9	---	1	GEK TERNA S.A. (Non Convertible)	10.9889	3.7040	95.5000	95.8500	95.8000	95.8570	02/06/2026	333,000	322,183.20	95.7500	B	33/06/2026	95.0000	97.2100
100,000	1,000.00	1,000.00	2.95	11/02/2027	5	---	9	---	1	SAFE BULKERS PARTICIPATIONS PLC (Non Convertible)	9.3417	4.3210	98.4000	98.8000	98.6847	98.7730	02/06/2026	36,000	35,862.80	98.7000	B	33/06/2026	97.4470	99.9201
100,000	1,000.00	1,000.00	4.40	26/07/2029	7	---	8	---	1	CPLP SHIPPING HOLDINGS PLC (Non Convertible)	15.8889	3.7680	99.9001	100.0000	99.9538	99.9600	02/06/2026	24,000	24,370.24	99.9001	B	33/06/2026	99.9297	102.8500
200,000	1,000.00	1,000.00	4.25	23/01/2029	5	---	5	---	1	AUTOHELLAS S.A. (Non Convertible)	15.7014	3.8430	99.5101	100.2500	100.0377	99.7500	02/06/2026	47,000	47,755.67	99.6511	B	33/06/2026	99.5000	102.0000

Corporate Bonds Notes

Transactions Volume = (Pieces) * (Nominal Price). Transactions Value = (Pieces) * (Nominal Price) * (price %) + (Accrued interest).

The price of a Bond is stated as a percentage (%) of Bond's Nominal Price.

Nominal Price in Euros (€), except if it is noted differently.

Non Convertible Corporate Bonds - Regulated Market

Num Listed Bonds	Nominal price	Issue price	Today's Rate	Exp. Date	Duration (years)	Note	Coupon		Trading Unit	Corporate Bonds	Accrued Int.	Yield.T.Mat	Price min	Price max	Closing price	Previous closing price/date	Volume	Transactions Value	Last order			ear min	Year max	
							Common	Preffered											Price	Buy / Sell	Date			
130,000	1,000.00	1,000.00	6.00	27/02/2029	5	---	5	---	1	INTRALOT S.A. (Non Convertible)	16.3333	4.2130	102.9990	102.9999	102.9994	103.0000	02/06/2026	7,000	7,324.29	102.1000	B	33/06/2026	101.0000	104.5000
500,000	1,000.00	1,000.00	3.20	29/09/2032	7	---	2	---	1	GEK TERNA S.A. (Non Convertible)	5.9556	3.9710	95.5000	95.7500	95.6133	95.5490	02/06/2026	49,000	47,142.32	95.5000	B	33/06/2026	94.0000	99.3790

Corporate Bonds Notes

Transactions Volume = (Pieces) * (Nominal Price). Transactions Value = (Pieces) * (Nominal Price) * (price %) + (Accrued interest).

The price of a Bond is stated as a percentage (%) of Bond's Nominal Price.

Nominal Price in Euros (€), except if it is noted differently.

Government Bonds

Number Listed Bonds	Nominal price	Today's Rate	Accrued Interest Calc	Exp. Date [1]	Duration (years)	Note	Coupons Date	Curr. coupon value	Trading Unit	Government Bonds	Price min	Price max	Closing price	Previous closing price/date	Volume	Transactions Value	Price	Last order Buy / Sell	Date
4,000,000	1,000.00	4.13	Actual/Actual	15/06/2054	30	---	15/06	4.13	1	GGB-FXD-150654-30Y-4.125-1.000	---	---	---	---	---	---	---	---	---
4,700,000	1,000.00	1.88	Actual/Actual	04/02/2035	15	---	04/02	1.88	1	GGB-FXD-040235-15Y-1.875-1.000	---	---	---	---	---	---	---	---	---
6,000,000	1,000.00	0.75	Actual/Actual	18/06/2031	10	---	18/06	0.75	1	GGB-FXD-180631-10Y-0.750-1.000	---	---	---	---	---	---	---	---	---
3,600,000	1,000.00	3.88	Actual/Actual	15/06/2028	5	---	15/06	3.88	1	GGB-FXD-150628-05Y-3.875-1.000	---	---	---	---	---	---	---	---	---
5,962,747,327	1.00	3.75	Actual/Actual	30/01/2028	10	---	/02 - 02/02 - 31/	3.75	1	GGB-FXD-300128-10Y-3.750-1.000	---	---	---	85.4610 13/07/2018	---	---	1.0000	B	28/11/2018
7,067,309,386	1.00	3.90	Actual/Actual	30/01/2033	15	---	/02 - 02/02 - 31/	3.90	1	GGB-FXD-300133-15Y-3.900-1.000	---	---	---	78.6730 13/07/2018	---	---	1.0000	B	28/11/2018
5,622,848,349	1.00	4.00	Actual/Actual	30/01/2037	19	---	/02 - 02/02 - 31/	4.00	1	GGB-FXD-300137-19Y-4.000-1.000	---	---	---	77.0370 13/07/2018	---	---	1.0000	B	28/11/2018
5,476,770,669	1.00	4.20	Actual/Actual	30/01/2042	24	---	/02 - 02/02 - 31/	4.20	1	GGB-FXD-300142-24Y-4.200-1.000	---	---	---	77.7640 13/07/2018	---	---	1.0000	B	28/11/2018
4,950,000	1,000.00	3.38	Actual/Actual	15/06/2034	10	---	15/06	3.38	1	GGB-FXD-150634-10Y-3.375-1.000	---	---	---	---	---	---	---	---	---
41,118,344	1.00	4.30	Actual/Actual	24/02/2027	15	---	24/02	4.30	1	GGB-FXD-240227-15Y-2.000-1.000	---	---	---	10.0000 22/06/2015	---	---	---	---	---
45,137,734	1.00	4.30	Actual/Actual	24/02/2028	16	---	24/02	4.30	1	GGB-FXD-240228-16Y-2.000-1.000	---	---	---	10.0000 22/06/2015	---	---	---	---	---
61,768,888	1.00	4.30	Actual/Actual	24/02/2029	17	---	24/02	4.30	1	GGB-FXD-240229-17Y-2.000-1.000	---	---	---	10.0000 22/06/2015	---	---	---	---	---
54,567,744	1.00	4.30	Actual/Actual	24/02/2030	18	---	24/02	4.30	1	GGB-FXD-240230-18Y-2.000-1.000	---	---	---	10.0000 22/06/2015	---	---	---	---	---
37,541,515	1.00	4.30	Actual/Actual	24/02/2031	19	---	24/02	4.30	1	GGB-FXD-240231-19Y-2.000-1.000	---	---	---	10.0000 22/06/2015	---	---	---	---	---
37,558,317	1.00	4.30	Actual/Actual	24/02/2032	20	---	24/02	4.30	1	GGB-FXD-240232-20Y-2.000-1.000	---	---	---	10.0000 22/06/2015	---	---	---	---	---
37,473,732	1.00	4.30	Actual/Actual	24/02/2033	21	---	24/02	4.30	1	GGB-FXD-240233-21Y-2.000-1.000	---	---	---	10.0000 22/06/2015	---	---	---	---	---
33,888,293	1.00	4.30	Actual/Actual	24/02/2034	22	---	24/02	4.30	1	GGB-FXD-240234-22Y-2.000-1.000	---	---	---	10.0000 22/06/2015	---	---	---	---	---
35,177,800	1.00	4.30	Actual/Actual	24/02/2035	23	---	24/02	4.30	1	GGB-FXD-240235-23Y-2.000-1.000	---	---	---	10.0000 22/06/2015	---	---	---	---	---
35,547,268	1.00	4.30	Actual/Actual	24/02/2036	24	---	24/02	4.30	1	GGB-FXD-240236-24Y-2.000-1.000	---	---	---	10.0000 22/06/2015	---	---	---	---	---
40,246,306	1.00	4.30	Actual/Actual	24/02/2037	25	---	24/02	4.30	1	GGB-FXD-240237-25Y-2.000-1.000	---	---	---	10.0000 22/06/2015	---	---	---	---	---
37,643,952	1.00	4.30	Actual/Actual	24/02/2038	26	---	24/02	4.30	1	GGB-FXD-240238-26Y-2.000-1.000	---	---	---	10.0000 22/06/2015	---	---	---	---	---
36,977,100	1.00	4.30	Actual/Actual	24/02/2039	27	---	24/02	4.30	1	GGB-FXD-240239-27Y-2.000-1.000	---	---	---	10.0000 22/06/2015	---	---	---	---	---
41,615,000	1.00	4.30	Actual/Actual	24/02/2040	28	---	24/02	4.30	1	GGB-FXD-240240-28Y-2.000-1.000	---	---	---	10.0000 22/06/2015	---	---	---	---	---
42,227,208	1.00	4.30	Actual/Actual	24/02/2041	29	---	24/02	4.30	1	GGB-FXD-240241-29Y-2.000-1.000	---	---	---	10.0000 22/06/2015	---	---	---	---	---
68,288,487	1.00	4.30	Actual/Actual	24/02/2042	30	---	24/02	4.30	1	GGB-FXD-240242-30Y-2.000-1.000	---	---	---	10.0000 22/06/2015	---	---	---	---	---
4,700,000	1,000.00	3.88	Actual/Actual	12/03/2029	10	---	12/03	3.88	1	GGB-FXD-120329-10Y-3.875-1.000	---	---	---	---	---	---	100.0000	B	15/10/2019
5,500,000	1,000.00	1.50	Actual/Actual	18/06/2030	10	---	18/06	1.50	1	GGB-FXD-180630-10Y-1.500-1.000	---	---	---	---	---	---	---	---	---
5,500,000	1,000.00	4.38	Actual/Actual	18/07/2038	15	---	18/07	4.38	1	GGB-FXD-180738-15Y-4.375-1.000	---	---	---	---	---	---	---	---	---
40,000	1,000.00	2.72	FLR Actual/360	18/09/2026	1	---	18/09 - 18/03	---	1	GGB-FLT-180926-01Y-2.717-1.000	---	---	---	---	---	---	---	---	---
4,550,000	1,000.00	3.38	Actual/Actual	16/06/2036	10	---	16/06	3.38	1	GGB-FXD-160636-10Y-3.375-1000.00	---	---	---	---	---	---	---	---	---
5,364,250	1,000.00	3.25	Actual/Actual	20/03/2050	30	---	20/03	3.25	1	GGB-FXD-200350-30Y-3.250-1.000	---	---	---	---	---	---	---	---	---
4,500,000	1,000.00	3.63	Actual/Actual	15/06/2035	10	---	15/06	3.63	1	GGB-FXD-150635-10Y-3.625-1000.00	---	---	---	---	---	---	---	---	---
3,924,361	1,000.00	2.00	Actual/Actual	22/04/2027	7	---	22/04	2.00	1	GGB-FXD-220427-07Y-2.000-1.000	---	---	---	---	---	---	99.9000	B	22/04/2020
2,298,012	1,000.00	1.88	Actual/Actual	23/07/2026	7	---	23/07	1.88	1	GGB-FXD-230726-07Y-1.875-1.000	---	---	---	---	---	---	---	---	---
4,900,000	1,000.00	4.25	Actual/Actual	15/06/2033	10	---	15/06	4.25	1	GGB-FXD-150633-10Y-4.250-1.000	---	---	---	---	---	---	---	---	---

Government Bonds Notes

Transactions Volume = (Pieces) * (Nominal Price). Transactions Value = (Pieces) * (Nominal Price) * (price %) + (Accrued interest).

The Value of current coupon for the issues with NV 0.01 euro refers to NV 100 euros

FLR: Floating Interest Rate.

[1] - The Expiration Date of the interest bearing period and the Date for coupon payment.

Government Bonds

Number Listed Bonds	Nominal price	Today's Rate	Accrued Interest Calc	Exp. Date [1]	Duration (years)	Note	Coupons Date	Curr. coupon value	Trading Unit	Government Bonds	Price min	Price max	Closing price	Previous closing price/date	Volume	Transactions Value	Price	Last order Buy / Sell	Date
3,500,000	1,000.00	1.88	Actual/Actual	24/01/2052	30	---	24/01	1.88	1	GGB-FXD-240152-30Y-1.875-1.000	---	---	---	---	---	---	---	---	---
3,700,000	1,000.00	1.75	Actual/Actual	18/06/2032	10	---	18/06	1.75	1	GGB-FXD-180632-10Y-1.750-1.000	---	---	---	---	---	---	---	---	---
2,200,000	1,000.00	1.13	FLR Actual/360	15/12/2027	5	---	- 15/03 - 15/09 -	---	1	GGB-FLT-151227-05Y-1.130-1.000	---	---	---	---	---	---	102.1600	B	30/12/2022

Government Bonds Notes

Transactions Volume = (Pieces) * (Nominal Price). Transactions Value = (Pieces) * (Nominal Price) * (price %) + (Accrued interest).

The Value of current coupon for the issues with NV 0.01 euro refers to NV 100 euros

FLR: Floating Interest Rate.

[1] - The Expiration Date of the interest bearing period and the Date for coupon payment.

Treasury Bills & Zero Coupon Government Bonds

Issue Date	13-Week Maturity									26-Week Maturity									52-Week Maturity								
	Exp. Date	Initial Rate	Num Listed Bonds	Nominal price	Issue price	Last Trade Price	Last Trade Date	Volume Traded	Note	Exp. Date	Initial Rate	Num Listed Bonds	Nominal price	Issue price	Last Trade Price	Last Trade Date	Volume Traded	Note	Exp. Date	Initial Rate	Num Listed Bonds	Nominal price	Issue price	Last Trade Price	Last Trade Date	Volume Traded	Note
06/06/2025	---	---	---	---	---	---	---	---	---	---	---	---	---	---	---	---	---	---	06/06/2026	1.84	600,000	1,000.00	981.74	---	---	---	---
05/09/2025	---	---	---	---	---	---	---	---	---	---	---	---	---	---	---	---	---	---	04/09/2026	1.97	600,000	1,000.00	0.00	---	---	---	---
05/12/2025	---	---	---	---	---	---	---	---	---	---	---	---	---	---	---	---	---	---	04/12/2026	2.03	600,000	1,000.00	997.90	---	---	---	---
06/03/2026	---	---	---	---	---	---	---	---	---	---	---	---	---	---	---	---	---	---	05/03/2027	1.97	500,000	1,000.00	980.45	---	---	---	---

Bonds in Circulation	Currency / Min nominal traded Value	Coupons Payment Date	Current Coupon Value	Note	Coupon	Trading Unit	Issue Date	Duration (years)	Today's Interest	A.I.C in days	Bonds	Last price of previous days		Last Outcry in Cash (euro)			Trades in Pieces	Life min	Life Max
												Price	Buy / Sell	Price	Buy / Sell	Date			
Corporate Bonds in Foreign Currency and Euro																			
103,746	GBP / 10	01/12	0.25	---	67	1	01/12/1930	98	2.5	360	National Mortgage Bank	2.27	05/02/1996	2.27	S	05/02/1996	---	2.27	2.27
0	GBP / 10	01/12	0.25	---	69	1	01/12/1928	100	2.5	360	National Mortgage Bank	---	---	---	---	---	---	---	---

Government Bonds Notes

A.I.C: Accrued Interest Calculation base.

FLR: Floating Interest Rate.

The minimum tradeable Nominal Value for all Demeterialised Government Titles is 100 Euros.

(μτφρ-0)

Underlying Asset				Derivatives Market													
Price max	Price min	Closing price	change	Delivery Month	Open price	Price max	Price min	Last price	Closing price	Last Bid	Last Ask	Fixing price*	Life high	Life low	Trades	Volume	Open Interest
FTSE/Athex Large Cap				(Trade Unit: 1 Index Point x 2E, Cash Settlement)													
6,028.58	5,967.94	5,967.94	-1.01%	June 2026	5,989.00	6,005.00	5,950.00	5,950.00	5,950.00	---	---	---	6,040.00	---	147	639	6,831
				July 2026	5,964.00	5,969.75	5,916.75	5,916.75	5,916.75	---	---	---	5,998.00	---	36	169	208
				August 2026	---	---	---	---	6,055.25	---	---	---	---	---	---	---	---
				September 2026	---	---	---	---	6,064.75	---	---	---	---	---	---	---	---
				December 2026	---	---	---	---	6,095.25	---	---	---	---	---	---	---	---
				March 2027	---	---	---	---	6,125.75	---	---	---	---	---	---	---	---
FTSE/Athex Banks				(Trade Unit: 1 Index Point x 15E, Cash Settlement)													
2,730.67	2,683.75	2,683.83	-1.50%	June 2026	---	---	---	---	2,694.75	---	---	---	2,710.00	---	---	---	3,274
				September 2026	---	---	---	---	2,741.00	---	---	---	---	---	---	---	---
				December 2026	---	---	---	---	2,754.75	---	---	---	---	---	---	---	---
				March 2027	---	---	---	---	2,768.50	---	---	---	---	---	---	---	---
MSCI GREECE REBASED				(Trade Unit: 1 Index Point x 2E, Cash Settlement)													
9,553.97	9,429.72	9,429.72	-1.21%	June 2026	---	---	---	---	9,446.25	---	---	---	9,252.00	---	---	---	---
				July 2026	---	---	---	---	9,398.50	---	---	---	8,915.50	---	---	---	---
				August 2026	---	---	---	---	9,587.75	---	---	---	---	---	---	---	---
				September 2026	---	---	---	---	9,602.50	---	---	---	---	---	---	---	---
				October 2026	---	---	---	---	9,617.50	---	---	---	---	---	---	---	---
				November 2026	---	---	---	---	9,636.00	---	---	---	---	---	---	---	---
				December 2026	---	---	---	---	9,650.75	---	---	---	---	---	---	---	---
				March 2027	---	---	---	---	9,699.00	---	---	---	---	---	---	---	---

Derivatives notes - <https://athens.euronext.com/en/market-data/statistics/eod-closing-prices>

Fixing prices and final open positions can be retrieved from the following path <https://athens.euronext.com/en/market-data/statistics/eod-closing-prices>

Underlying Asset				Derivatives Market													
Price max	Price min	Closing price	change	Delivery Month	Open price	Price max	Price min	Last price	Closing price	Last Bid	Last Ask	Fixing price*	Life high	Life low	Trades	Volume	Open Interest
ADMIE (IPTO) HOLDING S.A. (CR)				(Contract Size: 100 Securities, Physical Delivery)													
4.02	3.94	3.985	-0.37%	June 2026	3.91	3.98	3.91	3.93	3.93	---	---	---	4.07	---	22	89	6,088
				September 2026	3.89	3.89	3.86	3.87	3.87	---	---	---	4.00	---	8	81	647
				December 2026	---	---	---	---	4.04	---	---	---	---	---	---	---	---
				March 2027	---	---	---	---	4.06	---	---	---	---	---	---	---	---
AEGEAN AIRLINES (CR)				(Contract Size: 100 Securities, Physical Delivery)													
12.38	12.16	12.32	-0.49%	June 2026	12.32	12.33	12.20	12.32	12.32	---	---	---	15.15	---	35	153	3,204
				September 2026	---	---	---	---	12.58	---	---	---	12.60	---	---	---	2
				December 2026	---	---	---	---	12.52	---	---	---	---	---	---	---	---
				March 2027	---	---	---	---	12.58	---	---	---	---	---	---	---	---
AKTOR S.A. HOLDING CO. (CR)				(Contract Size: 100 Securities, Physical Delivery)													
10.24	10.02	10.1	-1.17%	June 2026	10.17	10.19	10.04	10.04	10.04	---	---	---	11.56	---	11	71	103,376
				September 2026	---	---	---	---	9.98	---	---	---	---	---	---	---	1,200
				December 2026	---	---	---	---	10.33	---	---	---	---	---	---	---	---
				March 2027	---	---	---	---	10.38	---	---	---	---	---	---	---	---
Allwyn AG (CR)				(Contract Size: 100 Securities, Physical Delivery)													
13.35	12.805	13.17	1.78%	June 2026	12.94	13.38	12.94	13.18	13.18	---	---	---	15.54	---	186	895	13,228
				September 2026	13.53	13.53	13.21	13.21	13.21	---	---	---	13.53	---	2	3	10
				December 2026	---	---	---	---	13.08	---	---	---	---	---	---	---	---
				March 2027	---	---	---	---	13.15	---	---	---	---	---	---	---	---
ALPHA BANK (CR)				(Contract Size: 100 Securities, Physical Delivery)													
3.915	3.795	3.795	-3.19%	June 2026	3.89	3.90	3.79	3.80	3.80	---	---	---	4.50	---	217	3,448	56,246
				September 2026	3.87	3.87	3.77	3.77	3.77	---	---	---	3.91	---	34	588	1,489
				December 2026	---	---	---	---	3.96	---	---	---	---	---	---	---	---
				March 2027	---	---	---	---	3.98	---	---	---	---	---	---	---	---
ATHENS INTL AIRPORT (CR)				(Contract Size: 100 Securities, Physical Delivery)													
10.31	10.18	10.18	-1.26%	June 2026	---	---	---	---	10.37	---	---	---	11.47	---	---	---	324
				September 2026	---	---	---	---	10.37	---	---	---	---	---	---	---	---
				December 2026	---	---	---	---	10.42	---	---	---	---	---	---	---	---
				March 2027	---	---	---	---	10.48	---	---	---	---	---	---	---	---
AUTOHELLAS SA (CR)				(Contract Size: 100 Securities, Physical Delivery)													
11.1	10.9	11.02	-0.18%	June 2026	---	---	---	---	10.33	---	---	---	11.60	---	---	---	123
				September 2026	---	---	---	---	11.11	---	---	---	---	---	---	---	---
				December 2026	---	---	---	---	11.16	---	---	---	---	---	---	---	---
				March 2027	---	---	---	---	11.22	---	---	---	---	---	---	---	---

Derivatives notes - <https://athens.euronext.com/en/market-data/statistics/eod-closing-prices>

Fixing prices and final open positions can be retrieved from the following path <https://athens.euronext.com/en/market-data/statistics/eod-closing-prices>

Underlying Asset				Derivatives Market													
Price max	Price min	Closing price	change	Delivery Month	Open price	Price max	Price min	Last price	Closing price	Last Bid	Last Ask	Fixing price*	Life high	Life low	Trades	Volume	Open Interest
AVAX S.A. (CR)				(Contract Size: 100 Securities, Physical Delivery)													
3.61	3.555	3.61	0.84%	June 2026	3.62	3.62	3.58	3.60	3.60	---	---	---	3.75	---	7	17	2,333
				September 2026	---	---	---	---	3.60	---	---	---	---	---	---	---	---
				December 2026	---	---	---	---	3.62	---	---	---	---	---	---	---	---
				March 2027	---	---	---	---	3.64	---	---	---	---	---	---	---	---
BALLY'S INTRALOT (CR)				(Contract Size: 100 Securities, Physical Delivery)													
1.185	1.174	1.18	0.34%	June 2026	1.19	1.19	1.18	1.18	1.18	---	---	---	1.20	---	66	427,615	1,355,114
				September 2026	1.18	1.19	1.18	1.18	1.18	---	---	---	1.20	---	52	427,175	56,543
				December 2026	---	---	---	---	1.19	---	---	---	---	---	---	---	---
				March 2027	---	---	---	---	1.19	---	---	---	---	---	---	---	---
BANK OF CYPRUS (CR)				(Contract Size: 100 Securities, Physical Delivery)													
9.5	9.405	9.48	0.32%	June 2026	9.49	9.49	9.46	9.46	9.46	---	---	---	9.63	---	6	51	1,085
				September 2026	---	---	---	---	9.51	---	---	---	---	---	---	---	---
				December 2026	---	---	---	---	9.55	---	---	---	---	---	---	---	---
				March 2027	---	---	---	---	9.60	---	---	---	---	---	---	---	---
CC HBC AG (CR)				(Contract Size: 100 Securities, Physical Delivery)													
49	48.55	48.65	-0.71%	June 2026	---	---	---	---	48.89	---	---	---	52.01	---	---	---	378
				September 2026	49.09	49.09	49.09	49.09	49.09	---	---	---	49.09	---	2	10	---
				December 2026	---	---	---	---	49.54	---	---	---	---	---	---	---	---
				March 2027	---	---	---	---	49.79	---	---	---	---	---	---	---	---
CENERGY HOLDINGS (CB)				(Contract Size: 100 Securities, Physical Delivery)													
25.62	24.78	24.96	-2.27%	June 2026	25.19	25.49	24.76	24.90	24.90	---	---	---	26.13	---	22	105	2,939
				September 2026	---	---	---	---	25.17	---	---	---	25.50	---	---	---	70
				December 2026	---	---	---	---	25.82	---	---	---	---	---	---	---	---
				March 2027	---	---	---	---	25.95	---	---	---	---	---	---	---	---
CrediaBank (CR)				(Contract Size: 100 Securities, Physical Delivery)													
1.27	1.244	1.25	-0.79%	June 2026	1.28	1.29	1.25	1.26	1.26	---	---	---	1.38	---	35	1,091	99,172
				September 2026	1.27	1.27	1.26	1.26	1.26	---	---	---	1.35	---	17	238	385
				December 2026	---	---	---	---	1.27	---	---	---	---	---	---	---	---
				March 2027	---	---	---	---	1.28	---	---	---	---	---	---	---	---
ELLAKTOR (CR)				(Contract Size: 100 Securities, Physical Delivery)													
1.46	1.414	1.452	1.82%	June 2026	1.40	1.45	1.40	1.45	1.45	---	---	---	1.45	---	3	7	1,505
				September 2026	---	---	---	---	1.43	---	---	---	---	---	---	---	---
				December 2026	---	---	---	---	1.44	---	---	---	---	---	---	---	---
				March 2027	---	---	---	---	1.45	---	---	---	---	---	---	---	---

Derivatives notes - <https://athens.euronext.com/en/market-data/statistics/eod-closing-prices>

Fixing prices and final open positions can be retrieved from the following path <https://athens.euronext.com/en/market-data/statistics/eod-closing-prices>

Underlying Asset				Derivatives Market													
Price max	Price min	Closing price	change	Delivery Month	Open price	Price max	Price min	Last price	Closing price	Last Bid	Last Ask	Fixing price*	Life high	Life low	Trades	Volume	Open Interest
ELVALHALCOR (CR)				(Contract Size: 100 Securities, Physical Delivery)													
5.39	5.2	5.26	-0.38%	June 2026	5.25	5.39	5.25	5.26	5.26	---	---	---	5.63	---	81	292	3,804
				September 2026	5.38	5.38	5.38	5.38	5.38	---	---	---	5.38	---	1	2	12
				December 2026	---	---	---	---	5.34	---	---	---	---	---	---	---	---
				March 2027	---	---	---	---	5.37	---	---	---	---	---	---	---	---
EUROBANK (CR)				(Contract Size: 100 Securities, Physical Delivery)													
3.969	3.89	3.9	-1.49%	June 2026	3.87	3.90	3.82	3.84	3.84	---	---	---	4.07	---	77	905	48,811
				September 2026	3.85	3.92	3.85	3.86	3.86	---	---	---	3.92	---	6	28	25
				December 2026	---	---	---	---	4.00	---	---	---	---	---	---	---	---
				March 2027	---	---	---	---	4.02	---	---	---	---	---	---	---	---
EURONEXT ATHENS (CR)				(Contract Size: 100 Securities, Physical Delivery)													
7.4	7.18	7.4	0.54%	June 2026	7.20	7.24	7.20	7.24	7.24	---	---	---	7.41	---	6	26	305
				September 2026	---	---	---	---	7.40	---	---	---	---	---	---	---	---
				December 2026	---	---	---	---	7.44	---	---	---	---	---	---	---	---
				March 2027	---	---	---	---	7.48	---	---	---	---	---	---	---	---
EYDAP S.A. (CR)				(Contract Size: 100 Securities, Physical Delivery)													
10.8	10.56	10.58	-0.94%	June 2026	10.60	10.80	10.60	10.60	10.60	---	---	---	10.80	---	33	196	13,125
				September 2026	---	---	---	---	10.74	---	---	---	---	---	---	---	---
				December 2026	---	---	---	---	10.80	---	---	---	---	---	---	---	---
				March 2027	---	---	---	---	10.85	---	---	---	---	---	---	---	---
FOURLIS (CR)				(Contract Size: 100 Securities, Physical Delivery)													
4.375	4.33	4.33	-1.37%	June 2026	4.35	4.35	4.35	4.35	4.35	---	---	---	4.94	---	3	6	3,195
				September 2026	---	---	---	---	4.42	---	---	---	---	---	---	---	---
				December 2026	---	---	---	---	4.44	---	---	---	---	---	---	---	---
				March 2027	---	---	---	---	4.46	---	---	---	---	---	---	---	---
GEK TERNA (CR)				(Contract Size: 100 Securities, Physical Delivery)													
42.68	41.48	41.82	-0.33%	June 2026	42.00	42.60	41.67	42.00	42.00	---	---	---	43.58	---	21	108	5,245
				September 2026	---	---	---	---	42.15	---	---	---	41.10	---	---	---	6
				December 2026	---	---	---	---	42.42	---	---	---	---	---	---	---	---
				March 2027	---	---	---	---	42.64	---	---	---	---	---	---	---	---
HELLENiQ ENERGY (CR)				(Contract Size: 100 Securities, Physical Delivery)													
10.56	10.3	10.54	2.33%	June 2026	10.44	10.55	10.43	10.55	10.55	---	---	---	10.55	---	14	88	3,892
				September 2026	---	---	---	---	10.14	---	---	---	10.31	---	---	---	281
				December 2026	---	---	---	---	10.41	---	---	---	---	---	---	---	---
				March 2027	---	---	---	---	10.47	---	---	---	---	---	---	---	---

Derivatives notes - <https://athens.euronext.com/en/market-data/statistics/eod-closing-prices>

Fixing prices and final open positions can be retrieved from the following path <https://athens.euronext.com/en/market-data/statistics/eod-closing-prices>

Underlying Asset				Derivatives Market													
Price max	Price min	Closing price	change	Delivery Month	Open price	Price max	Price min	Last price	Closing price	Last Bid	Last Ask	Fixing price*	Life high	Life low	Trades	Volume	Open Interest
INTRACOM HOLDINGS (CR)				(Contract Size: 100 Securities, Physical Delivery)													
3.75	3.64	3.675	-1.21%	June 2026	3.71	3.71	3.65	3.69	3.69	---	---	---	3.89	---	17	73	14,157
				September 2026	3.59	3.60	3.53	3.58	3.58	---	---	---	3.83	---	15	79	586
				December 2026	---	---	---	---	3.76	---	---	---	---	---	---	---	---
				March 2027	---	---	---	---	3.78	---	---	---	---	---	---	---	---
JUMBO SA (CR)				(Contract Size: 100 Securities, Physical Delivery)													
23.36	22.92	23.08	-0.09%	June 2026	23.18	23.36	23.15	23.15	23.15	---	---	---	25.68	---	20	120	6,931
				September 2026	23.00	23.00	22.80	22.80	22.80	---	---	---	23.48	---	4	9	33
				December 2026	---	---	---	---	23.36	---	---	---	---	---	---	---	---
				March 2027	---	---	---	---	23.47	---	---	---	---	---	---	---	---
LAMDA DEVELOPMENT SA (CR)				(Contract Size: 100 Securities, Physical Delivery)													
6.25	6.16	6.16	-1.12%	June 2026	6.27	6.27	6.19	6.19	6.19	---	---	---	7.09	---	26	99	28,999
				September 2026	6.30	6.30	6.25	6.25	6.25	---	---	---	6.40	---	31	158	151
				December 2026	---	---	---	---	6.30	---	---	---	---	---	---	---	---
				March 2027	---	---	---	---	6.33	---	---	---	---	---	---	---	---
METLEN PLC (CR)				(Contract Size: 100 Securities, Physical Delivery)													
41.76	40.7	40.78	-1.73%	June 2026	41.29	41.62	40.74	40.82	40.82	---	---	---	47.90	---	109	369	14,984
				September 2026	40.92	41.10	40.25	40.45	40.45	---	---	---	41.84	---	47	355	1,105
				December 2026	---	---	---	---	41.96	---	---	---	---	---	---	---	---
				March 2027	---	---	---	---	42.17	---	---	---	---	---	---	---	---
MIG (CR)				(Contract Size: 100 Securities, Physical Delivery)													
3.31	3.24	3.27	-0.91%	June 2026	---	---	---	---	3.34	---	---	---	3.43	---	---	---	219
				September 2026	---	---	---	---	3.32	---	---	---	---	---	---	---	---
				December 2026	---	---	---	---	3.34	---	---	---	---	---	---	---	---
				March 2027	---	---	---	---	3.35	---	---	---	---	---	---	---	---
MOTOR OIL (CR)				(Contract Size: 100 Securities, Physical Delivery)													
39.88	38.82	39.58	0.46%	June 2026	39.02	39.76	38.88	39.50	39.50	---	---	---	39.97	---	29	86	390
				September 2026	---	---	---	---	39.64	---	---	---	---	---	---	---	---
				December 2026	---	---	---	---	39.84	---	---	---	---	---	---	---	---
				March 2027	---	---	---	---	40.03	---	---	---	---	---	---	---	---
NATIONAL BANK (CR)				(Contract Size: 100 Securities, Physical Delivery)													
14.91	14.62	14.705	-0.91%	June 2026	14.51	14.57	14.41	14.46	14.46	---	---	---	15.76	---	89	243	15,685
				September 2026	14.59	14.59	14.56	14.56	14.56	---	---	---	14.94	---	2	53	40
				December 2026	---	---	---	---	15.00	---	---	---	---	---	---	---	---
				March 2027	---	---	---	---	15.08	---	---	---	---	---	---	---	---

Derivatives notes - <https://athens.euronext.com/en/market-data/statistics/eod-closing-prices>

Fixing prices and final open positions can be retrieved from the following path <https://athens.euronext.com/en/market-data/statistics/eod-closing-prices>

Underlying Asset				Derivatives Market													
Price max	Price min	Closing price	change	Delivery Month	Open price	Price max	Price min	Last price	Closing price	Last Bid	Last Ask	Fixing price*	Life high	Life low	Trades	Volume	Open Interest
OPTIMA BANK (CR)				(Contract Size: 100 Securities, Physical Delivery)													
10.6	10.21	10.26	-2.47%	June 2026	10.35	10.43	10.25	10.33	10.33	---	---	---	10.82	---	11	45	458
				September 2026	---	---	---	---	10.58	---	---	---	---	---	---	---	---
				December 2026	---	---	---	---	10.64	---	---	---	---	---	---	---	---
				March 2027	---	---	---	---	10.69	---	---	---	---	---	---	---	---
OTE (CR)				(Contract Size: 100 Securities, Physical Delivery)													
18.3	18.18	18.2	0.00%	June 2026	18.23	18.23	18.23	18.23	18.23	---	---	---	18.85	---	2	5	847
				September 2026	17.58	17.58	17.57	17.57	17.57	---	---	---	18.10	---	4	19	10
				December 2026	---	---	---	---	18.40	---	---	---	---	---	---	---	---
				March 2027	---	---	---	---	18.49	---	---	---	---	---	---	---	---
P.P.A. S.A. (CR)				(Contract Size: 100 Securities, Physical Delivery)													
39.85	39.1	39.1	-1.63%	June 2026	39.35	39.35	39.30	39.30	39.30	---	---	---	39.35	---	2	3	40
				September 2026	---	---	---	---	39.99	---	---	---	---	---	---	---	---
				December 2026	---	---	---	---	40.19	---	---	---	---	---	---	---	---
				March 2027	---	---	---	---	40.39	---	---	---	---	---	---	---	---
PIRAEUS BANK (CR)				(Contract Size: 100 Securities, Physical Delivery)													
9.16	8.968	8.968	-1.58%	June 2026	9.10	9.16	8.97	8.97	8.97	---	---	---	9.26	---	132	1,357	48,212
				September 2026	9.08	9.08	9.04	9.04	9.04	---	---	---	9.30	---	8	136	53
				December 2026	---	---	---	---	9.21	---	---	---	---	---	---	---	---
				March 2027	---	---	---	---	9.26	---	---	---	---	---	---	---	---
PPC (CR)				(Contract Size: 100 Securities, Physical Delivery)													
21.54	21.04	21.24	-1.12%	June 2026	21.42	21.50	21.07	21.25	21.25	---	---	---	22.45	---	97	356	17,471
				September 2026	21.00	21.22	20.90	21.00	21.00	---	---	---	22.05	---	14	26	196
				December 2026	---	---	---	---	21.72	---	---	---	---	---	---	---	---
				March 2027	---	---	---	---	21.83	---	---	---	---	---	---	---	---
QUEST HOLDINGS (CR)				(Contract Size: 100 Securities, Physical Delivery)													
7.74	7.6	7.65	-0.78%	June 2026	7.30	7.30	7.21	7.26	7.26	---	---	---	7.37	---	6	22	212
				September 2026	---	---	---	---	7.76	---	---	---	---	---	---	---	---
				December 2026	---	---	---	---	7.80	---	---	---	---	---	---	---	---
				March 2027	---	---	---	---	7.83	---	---	---	---	---	---	---	---
TITAN (CB)				(Contract Size: 100 Securities, Physical Delivery)													
50	49.42	50	0.16%	June 2026	49.70	50.00	49.59	50.00	50.00	---	---	---	52.30	---	14	33	994
				September 2026	---	---	---	---	49.44	---	---	---	---	---	---	---	430
				December 2026	---	---	---	---	50.47	---	---	---	---	---	---	---	---
				March 2027	---	---	---	---	50.72	---	---	---	---	---	---	---	---

Derivatives notes - <https://athens.euronext.com/en/market-data/statistics/eod-closing-prices>

Fixing prices and final open positions can be retrieved from the following path <https://athens.euronext.com/en/market-data/statistics/eod-closing-prices>

Underlying Asset				Derivatives Market													
Price max	Price min	Closing price	change	Delivery Month	Open price	Price max	Price min	Last price	Closing price	Last Bid	Last Ask	Fixing price*	Life high	Life low	Trades	Volume	Open Interest
VIOHALCO SA/NV (CB)				(Contract Size: 100 Securities, Physical Delivery)													
21	20.4	20.9	-0.48%	June 2026	20.90	21.00	20.70	20.70	20.70	---	---	---	21.30	---	46	218	2,546
				September 2026	---	---	---	---	20.86	---	---	---	20.35	---	---	---	20
				December 2026	---	---	---	---	21.23	---	---	---	---	---	---	---	---
				March 2027	---	---	---	---	21.34	---	---	---	---	---	---	---	---

Derivatives notes - <https://athens.euronext.com/en/market-data/statistics/eod-closing-prices>

Fixing prices and final open positions can be retrieved from the following path <https://athens.euronext.com/en/market-data/statistics/eod-closing-prices>

FTSE/Athex Large Cap

(Trade Unit: 1 Index Point x 2€ - Exercise Style: European, Cash Settlement)

Call Options																Put Options																	
Exerise Price	June 2026							July 2026							Other Months		June 2026							July 2026							Other Months		Exerise Price
	Open price	Price max	Price min	Last price	Closing price	Volume	Open Interest	Open price	Price max	Price min	Last price	Closing price	Volume	Open Interest	Volume	Open Interest	Open price	Price max	Price min	Last price	Closing price	Volume	Open Interest	Open price	Price max	Price min	Last price	Closing price	Volume	Open Interest	Volume	Open Interest	
4,000	0.00	0.00	0.00	-	2,020.00	-	-	-	-	-	-	-	-	-	-	0.00	0.00	0.00	-	0.02	-	-	-	-	-	-	-	-	-	-	-	4,000	
4,100	0.00	0.00	0.00	-	1,920.00	-	-	-	-	-	-	-	-	-	-	0.00	0.00	0.00	-	0.06	-	-	-	-	-	-	-	-	-	-	-	4,100	
4,200	0.00	0.00	0.00	-	1,820.00	-	-	-	-	-	-	-	-	-	-	0.00	0.00	0.00	-	0.01	-	-	-	-	-	-	-	-	-	-	-	4,200	
4,300	0.00	0.00	0.00	-	1,720.00	-	-	-	-	-	-	-	-	-	-	0.00	0.00	0.00	-	0.01	-	-	-	-	-	-	-	-	-	-	-	4,300	
4,400	0.00	0.00	0.00	-	1,620.00	-	-	-	-	-	-	-	-	-	-	0.00	0.00	0.00	-	0.01	-	-	-	-	-	-	-	-	-	-	-	4,400	
4,450	0.00	0.00	0.00	-	1,570.00	-	-	-	-	-	-	-	-	-	-	0.00	0.00	0.00	-	0.02	-	-	-	-	-	-	-	-	-	-	-	4,450	
4,500	0.00	0.00	0.00	-	1,520.00	-	-	-	-	-	-	-	-	-	-	0.00	0.00	0.00	-	0.03	-	-	-	-	-	-	-	-	-	-	-	4,500	
4,550	0.00	0.00	0.00	-	1,470.00	-	-	-	-	-	-	-	-	-	-	0.00	0.00	0.00	-	0.05	-	-	-	-	-	-	-	-	-	-	-	4,550	
4,600	0.00	0.00	0.00	-	1,420.00	-	-	-	-	-	-	-	-	-	-	0.00	0.00	0.00	-	0.01	-	-	-	-	-	-	-	-	-	-	-	4,600	
4,650	0.00	0.00	0.00	-	1,370.00	-	-	-	-	-	-	-	-	-	-	0.00	0.00	0.00	-	0.01	-	-	-	-	-	-	-	-	-	-	-	4,650	
4,700	0.00	0.00	0.00	-	1,320.00	-	-	-	-	-	-	-	-	-	-	0.00	0.00	0.00	-	0.01	-	-	-	-	-	-	-	-	-	-	-	4,700	
4,750	0.00	0.00	0.00	-	1,270.00	-	-	-	-	-	-	-	-	-	-	0.00	0.00	0.00	-	0.01	-	-	-	-	-	-	-	-	-	-	-	4,750	
4,800	0.00	0.00	0.00	-	1,220.00	-	-	-	-	-	-	-	-	-	-	0.00	0.00	0.00	-	0.01	-	-	-	-	-	-	-	-	-	-	-	4,800	
4,850	0.00	0.00	0.00	-	1,170.00	-	-	-	-	-	-	-	-	-	-	0.00	0.00	0.00	-	0.01	-	-	-	-	-	-	-	-	-	-	-	4,850	
4,900	0.00	0.00	0.00	-	1,120.00	-	-	-	-	-	-	-	-	-	-	0.00	0.00	0.00	-	0.02	-	-	-	-	-	-	-	-	-	-	-	4,900	
4,950	0.00	0.00	0.00	-	1,070.00	-	-	-	-	-	-	-	-	-	-	0.00	0.00	0.00	-	0.04	-	-	-	-	-	-	-	-	-	-	-	4,950	
5,000	0.00	0.00	0.00	-	1,021.00	-	-	-	-	-	-	-	-	-	-	0.00	0.00	0.00	-	0.01	-	-	-	-	-	-	-	-	-	-	-	5,000	
5,050	0.00	0.00	0.00	-	971.00	-	-	0.00	0.00	0.00	-	930.00	-	-	0.00	0.00	0.00	-	0.02	-	-	0.00	0.00	0.00	-	3.30	-	-	-	-	5,050		
5,100	0.00	0.00	0.00	-	921.00	-	-	0.00	0.00	0.00	-	881.00	-	-	0.00	0.00	0.00	-	0.05	-	-	0.00	0.00	0.00	-	4.50	-	-	-	-	5,100		
5,150	0.00	0.00	0.00	-	871.00	-	-	0.00	0.00	0.00	-	833.00	-	-	0.00	0.00	0.00	-	0.09	-	-	0.00	0.00	0.00	-	6.20	-	-	-	-	5,150		
5,200	0.00	0.00	0.00	-	821.00	-	-	0.00	0.00	0.00	-	785.00	-	-	0.00	0.00	0.00	-	0.18	-	5	0.00	0.00	0.00	-	8.30	-	-	-	-	5,200		
5,250	0.00	0.00	0.00	-	771.00	-	-	0.00	0.00	0.00	-	738.00	-	-	0.00	0.00	0.00	-	0.34	-	-	0.00	0.00	0.00	-	11.00	-	-	-	-	5,250		
5,300	0.00	0.00	0.00	-	721.00	-	-	0.00	0.00	0.00	-	692.00	-	-	0.00	0.00	0.00	-	0.61	-	-	0.00	0.00	0.00	-	14.50	-	-	-	-	5,300		
5,350	0.00	0.00	0.00	-	672.00	-	-	0.00	0.00	0.00	-	646.00	-	-	0.00	0.00	0.00	-	1.10	-	-	0.00	0.00	0.00	-	18.75	-	-	-	-	5,350		
5,400	0.00	0.00	0.00	-	623.00	-	-	0.00	0.00	0.00	-	602.00	-	-	0.00	0.00	0.00	-	1.80	-	10	0.00	0.00	0.00	-	24.00	-	-	-	-	5,400		
5,450	0.00	0.00	0.00	-	574.00	-	-	0.00	0.00	0.00	-	558.00	-	-	0.00	0.00	0.00	-	2.90	-	-	0.00	0.00	0.00	-	30.25	-	-	-	-	5,450		
5,500	0.00	0.00	0.00	-	526.00	-	30	0.00	0.00	0.00	-	516.00	-	-	0.00	0.00	0.00	-	4.60	-	7	0.00	0.00	0.00	-	37.75	-	-	-	-	5,500		
5,550	0.00	0.00	0.00	-	478.00	-	193	0.00	0.00	0.00	-	475.00	-	-	0.00	0.00	0.00	-	7.10	-	8	0.00	0.00	0.00	-	46.75	-	-	-	-	5,550		
5,600	0.00	0.00	0.00	-	432.00	-	32	0.00	0.00	0.00	-	435.00	-	31	0.00	0.00	0.00	-	10.50	-	90	0.00	0.00	0.00	-	57.00	-	62	-	-	5,600		
5,650	0.00	0.00	0.00	-	387.00	-	60	0.00	0.00	0.00	-	397.00	-	30	0.00	0.00	0.00	-	15.50	-	89	0.00	0.00	0.00	-	69.00	-	30	-	-	5,650		
5,700	0.00	0.00	0.00	-	343.00	-	124	0.00	0.00	0.00	-	361.00	-	91	0.00	0.00	0.00	-	22.00	-	127	0.00	0.00	0.00	-	83.00	-	90	-	-	5,700		
5,750	239.00	239.00	239.00	239.00	239.00	2	100	0.00	0.00	0.00	-	327.00	-	30	0.00	239.00	0.00	-	30.50	-	120	0.00	0.00	0.00	-	98.50	-	60	-	-	5,750		
5,800	0.00	0.00	0.00	-	262.00	-	33	0.00	0.00	0.00	-	295.00	-	150	0.00	0.00	0.00	-	41.25	-	103	0.00	0.00	0.00	-	116.00	-	90	-	-	5,800		
5,850	0.00	0.00	0.00	-	226.00	-	32	0.00	0.00	0.00	-	264.00	-	60	0.00	0.00	0.00	-	54.50	-	100	0.00	0.00	0.00	-	136.00	-	30	-	-	5,850		
5,900	0.00	0.00	0.00	-	192.00	-	42	207.00	207.00	207.00	207.00	207.00	30	60	92.00	0.00	92.00	92.00	92.00	92.00	1	61	0.00	0.00	0.00	-	157.00	-	90	-	-	5,900	
5,950	0.00	0.00	0.00	-	162.00	-	36	179.00	179.00	179.00	179.00	179.00	1	1	0.00	0.00	0.00	-	90.00	-	2	193.00	202.00	193.00	202.00	202.00	120	150	-	-	5,950		

FTSE/Athex Large Cap

(Trade Unit: 1 Index Point x 2€ - Exercise Style: European, Cash Settlement)

Exercise Price	Call Options														Put Options																		
	June 2026							July 2026							Other Months		June 2026							July 2026							Other Months		Exercise Price
	Open price	Price max	Price min	Last price	Closing price	Volume	Open Interest	Open price	Price max	Price min	Last price	Closing price	Volume	Open Interest	Volume	Open Interest	Open price	Price max	Price min	Last price	Closing price	Volume	Open Interest	Open price	Price max	Price min	Last price	Closing price	Volume	Open Interest	Volume	Open Interest	
6,000	105.00	105.00	105.00	105.00	105.00	1	40	161.00	168.00	161.00	168.00	168.00	60	-			0.00	105.00	0.00	-	113.00	-	30	229.00	229.00	222.00	229.00	229.00	90	80			
6,050	91.50	91.50	91.50	91.50	91.50	1	11	141.00	141.00	138.00	138.00	138.00	60	-			0.00	91.50	0.00	-	138.00	-	120	250.00	250.00	250.00	250.00	250.00	30	120			6,050
6,100	0.00	0.00	0.00	-	89.00	-	12	115.00	115.00	115.00	115.00	115.00	30	1			0.00	0.00	0.00	-	167.00	-	30	0.00	0.00	0.00	-	263.00	-	120			6,100
6,150	0.00	0.00	0.00	-	71.00	-	-	0.00	0.00	0.00	-	124.00	-	-			0.00	0.00	0.00	-	199.00	-	-	0.00	0.00	0.00	-	295.00	-	-			6,150
6,200	0.00	0.00	0.00	-	55.50	-	-	0.00	0.00	0.00	-	108.00	-	-			0.00	0.00	0.00	-	234.00	-	-	0.00	0.00	0.00	-	328.00	-	-			6,200
6,250	0.00	0.00	0.00	-	43.00	-	-	0.00	0.00	0.00	-	93.00	-	-			0.00	0.00	0.00	-	271.00	-	-	0.00	0.00	0.00	-	363.00	-	-			6,250
6,300	0.00	0.00	0.00	-	33.00	-	-	0.00	0.00	0.00	-	79.50	-	-			0.00	0.00	0.00	-	311.00	-	-	0.00	0.00	0.00	-	400.00	-	-			6,300
6,350	0.00	0.00	0.00	-	24.75	-	-	0.00	0.00	0.00	-	68.00	-	-			0.00	0.00	0.00	-	353.00	-	-	0.00	0.00	0.00	-	438.00	-	-			6,350
6,400	0.00	0.00	0.00	-	18.25	-	-	0.00	0.00	0.00	-	58.00	-	-			0.00	0.00	0.00	-	397.00	-	-	0.00	0.00	0.00	-	478.00	-	-			6,400
6,450	0.00	0.00	0.00	-	13.50	-	-	0.00	0.00	0.00	-	48.75	-	-			0.00	0.00	0.00	-	442.00	-	-	0.00	0.00	0.00	-	519.00	-	-			6,450
6,500	0.00	0.00	0.00	-	9.70	-	-	0.00	0.00	0.00	-	41.00	-	-			0.00	0.00	0.00	-	488.00	-	-	0.00	0.00	0.00	-	561.00	-	-			6,500
6,550	0.00	0.00	0.00	-	6.80	-	-	0.00	0.00	0.00	-	34.50	-	-			0.00	0.00	0.00	-	535.00	-	-	0.00	0.00	0.00	-	604.00	-	-			6,550
6,600	0.00	0.00	0.00	-	4.80	-	-	-	-	-	-	-	-	-			0.00	0.00	0.00	-	583.00	-	-	-	-	-	-	-	-	-			6,600
6,650	0.00	0.00	0.00	-	3.30	-	-	-	-	-	-	-	-	-			0.00	0.00	0.00	-	631.00	-	-	-	-	-	-	-	-	-			6,650
Totals:						4	745						181	454	0	0						1	902					240	922	0	0		
Number of Trades:						4							7		0							1						8		0			

Allwyn AG (CR)

(Contract Size: 100 Securities, Exercise Style: American, Physical Delivery)

Call Options														Put Options																			
June 2026							July 2026							Other Months		June 2026							July 2026							Other Months			
Exercise Price	Open price	Price max	Price min	Last price	Closing price	Volume	Open Interest	Open price	Price max	Price min	Last price	Closing price	Volume	Open Interest	Volume	Open Interest	Open price	Price max	Price min	Last price	Closing price	Volume	Open Interest	Open price	Price max	Price min	Last price	Closing price	Volume	Open Interest	Volume	Open Interest	Exercise Price
8.500	0.000	0.000	0.000	4.45	-	-	0.000	0.000	0.000	0.000	4.46	-	-			0.000	0.000	0.000	0.001	-	-	0.000	0.000	0.000	0.000	0.000	0.001	-	-			0.085	
8.750	0.000	0.000	0.000	4.20	-	-	0.000	0.000	0.000	0.000	4.21	-	-			0.000	0.000	0.000	0.001	-	-	0.000	0.000	0.000	0.000	0.001	-	-			0.088		
9.000	0.000	0.000	0.000	3.95	-	-	0.000	0.000	0.000	0.000	3.96	-	-			0.000	0.000	0.000	0.001	-	-	0.000	0.000	0.000	0.000	0.001	-	-			0.090		
9.250	0.000	0.000	0.000	3.70	-	-	0.000	0.000	0.000	0.000	3.71	-	-			0.000	0.000	0.000	0.001	-	-	0.000	0.000	0.000	0.000	0.002	-	-			0.093		
9.500	0.000	0.000	0.000	3.45	-	-	0.000	0.000	0.000	0.000	3.47	-	-			0.000	0.000	0.000	0.001	-	-	0.000	0.000	0.000	0.000	0.004	-	-			0.095		
9.750	0.000	0.000	0.000	3.20	-	-	0.000	0.000	0.000	0.000	3.22	-	-			0.000	0.000	0.000	0.001	-	-	0.000	0.000	0.000	0.000	0.007	-	-			0.098		
10.000	0.000	0.000	0.000	2.95	-	-	0.000	0.000	0.000	0.000	2.98	-	-			0.000	0.000	0.000	0.001	-	-	0.000	0.000	0.000	0.000	0.011	-	-			0.100		
10.500	0.000	0.000	0.000	2.45	-	-	0.000	0.000	0.000	0.000	2.50	-	-			0.000	0.000	0.000	0.001	-	-	0.000	0.000	0.000	0.000	0.032	-	-			0.105		
11.000	0.000	0.000	0.000	1.96	-	-	0.000	0.000	0.000	0.000	2.04	-	-			0.000	0.000	0.000	0.006	-	-	0.000	0.000	0.000	0.000	0.074	-	-			0.110		
11.500	0.000	0.000	0.000	1.48	-	-	0.000	0.000	0.000	0.000	1.62	-	-			0.000	0.000	0.000	0.026	-	35	0.000	0.000	0.000	0.000	0.149	-	-			0.115		
12.000	0.000	0.000	0.000	1.04	-	-	0.000	0.000	0.000	0.000	1.24	-	10			0.000	0.000	0.000	0.085	-	15	0.000	0.000	0.000	0.000	0.268	-	-			0.120		
12.500	0.000	0.000	0.000	0.664	-	-	0.000	0.000	0.000	0.000	0.914	-	-			0.000	0.000	0.000	0.212	-	-	0.000	0.000	0.000	0.000	0.445	-	-			0.125		
13.000	0.000	0.000	0.000	0.381	-	15	0.000	0.000	0.000	0.000	0.653	-	-			0.000	0.000	0.000	0.430	-	-	0.000	0.000	0.000	0.000	0.683	-	-			0.130		
13.500	0.000	0.000	0.000	0.194	-	-	0.000	0.000	0.000	0.000	0.449	-	-			0.000	0.000	0.000	0.743	-	-	0.000	0.000	0.000	0.000	0.979	-	-			0.135		
14.000	0.000	0.000	0.000	0.089	-	-	0.000	0.000	0.000	0.000	0.297	-	-			0.000	0.000	0.000	1.14	-	-	0.000	0.000	0.000	0.000	1.33	-	-			0.140		
14.500	0.000	0.000	0.000	0.035	-	-	0.000	0.000	0.000	0.000	0.189	-	-			0.000	0.000	0.000	1.59	-	-	0.000	0.000	0.000	0.000	1.72	-	-			0.145		
15.000	0.000	0.000	0.000	0.013	-	-	0.000	0.000	0.000	0.000	0.115	-	-			0.000	0.000	0.000	2.07	-	-	0.000	0.000	0.000	0.000	2.15	-	-			0.150		
15.500	0.000	0.000	0.000	0.004	-	-	0.000	0.000	0.000	0.000	0.068	-	-			0.000	0.000	0.000	2.56	-	-	0.000	0.000	0.000	0.000	2.60	-	-			0.155		
16.000	0.000	0.000	0.000	0.001	-	-	0.000	0.000	0.000	0.000	0.040	-	-			0.000	0.000	0.000	3.06	-	-	0.000	0.000	0.000	0.000	3.08	-	-			0.160		
16.500	0.000	0.000	0.000	0.001	-	-	0.000	0.000	0.000	0.000	0.023	-	-			0.000	0.000	0.000	3.56	-	-	0.000	0.000	0.000	0.000	3.57	-	-			0.165		
17.000	0.000	0.000	0.000	0.001	-	-	0.000	0.000	0.000	0.000	0.012	-	-			0.000	0.000	0.000	4.06	-	-	0.000	0.000	0.000	0.000	4.06	-	-			0.170		
17.500	0.000	0.000	0.000	0.003	-	-	0.000	0.000	0.000	0.000	0.006	-	-			0.000	0.000	0.000	4.56	-	-	0.000	0.000	0.000	0.000	4.56	-	-			0.175		
18.000	0.000	0.000	0.000	0.001	-	-	0.000	0.000	0.000	0.000	0.003	-	-			0.000	0.000	0.000	5.06	-	-	0.000	0.000	0.000	0.000	5.06	-	-			0.180		
18.500	0.000	0.000	0.000	0.001	-	-	0.000	0.000	0.000	0.000	0.002	-	-			0.000	0.000	0.000	5.56	-	-	0.000	0.000	0.000	0.000	5.56	-	-			0.185		
19.000	0.000	0.000	0.000	0.001	-	-	0.000	0.000	0.000	0.000	0.001	-	-			0.000	0.000	0.000	6.06	-	50	0.000	0.000	0.000	0.000	6.06	-	-			0.190		
19.500	0.000	0.000	0.000	0.001	-	-						-	-			0.000	0.000	0.000	6.56	-	50						-	-			0.195		
20.000	0.000	0.000	0.000	0.001	-	-						-	-			0.000	0.000	0.000	7.06	-	-						-	-			0.200		
21.000	0.000	0.000	0.000	0.001	-	-						-	-			0.000	0.000	0.000	8.06	-	-						-	-			0.210		
22.000	0.000	0.000	0.000	0.001	-	-						-	-			0.000	0.000	0.000	9.06	-	-						-	-			0.220		
23.000	0.000	0.000	0.000	0.001	-	-						-	-			0.000	0.000	0.000	10.06	-	-						-	-			0.230		
24.000	0.000	0.000	0.000	0.001	-	-						-	-			0.000	0.000	0.000	11.06	-	-						-	-			0.240		
25.000	0.000	0.000	0.000	0.002	-	-						-	-			0.000	0.000	0.000	12.06	-	-						-	-			0.250		
26.000	0.000	0.000	0.000	0.001	-	-						-	-			0.000	0.000	0.000	13.06	-	-						-	-			0.260		
27.000	0.000	0.000	0.000	0.001	-	-						-	-			0.000	0.000	0.000	14.06	-	-						-	-			0.270		
28.000	0.000	0.000	0.000	0.001	-	-						-	-			0.000	0.000	0.000	15.06	-	-						-	-			0.280		
29.000	0.000	0.000	0.000	0.001	-	-						-	-			0.000	0.000	0.000	16.06	-	-						-	-			0.290		

Allwyn AG (CR)

(Contract Size: 100 Securities, Exercise Style: American, Physical Delivery)

	Call Options														Put Options																		
	June 2026						July 2026						Other Months		June 2026						July 2026						Other Months						
Exercise Price	Open price	Price max	Price min	Last price	Closing price	Volume	Open Interest	Open price	Price max	Price min	Last price	Closing price	Volume	Open Interest	Volume	Open Interest	Open price	Price max	Price min	Last price	Closing price	Volume	Open Interest	Open price	Price max	Price min	Last price	Closing price	Volume	Open Interest	Volume	Open Interest	Exercise Price
30.000	0.000	0.000	0.000		0.001	-	-										0.000	0.000	0.000		17.06	-	-										0.300
Totals:						0	15						0	10	0	0						0	150						0	0	0	0	
Number of Trades:							0							0		0						0.00							0		0		

ALPHA BANK (CR)

(Contract Size: 100 Securities, Exercise Style: American, Physical Delivery)

Call Options																Put Options																	
Exercise Price	June 2026						July 2026						Other Months		June 2026						July 2026						Other Months		Exercise Price				
	Open price	Price max	Price min	Last price	Closing price	Volume	Open Interest	Open price	Price max	Price min	Last price	Closing price	Volume	Open Interest	Volume	Open Interest	Open price	Price max	Price min	Last price	Closing price	Volume	Open Interest	Open price	Price max	Price min	Last price	Closing price		Volume	Open Interest	Volume	Open Interest
2.000	0.000	0.000	0.000		1.92	-	-										0.000	0.000	0.000		0.001	-	-										0.020
2.100	0.000	0.000	0.000		1.82	-	-										0.000	0.000	0.000		0.001	-	-										0.021
2.200	0.000	0.000	0.000		1.72	-	-										0.000	0.000	0.000		0.001	-	-										0.022
2.300	0.000	0.000	0.000		1.62	-	-										0.000	0.000	0.000		0.001	-	-										0.023
2.400	0.000	0.000	0.000		1.52	-	-	0.000	0.000	0.000		1.53	-	-			0.000	0.000	0.000		0.001	-	-	0.000	0.000	0.000		0.001	-	-			0.024
2.500	0.000	0.000	0.000		1.42	-	-	0.000	0.000	0.000		1.43	-	-			0.000	0.000	0.000		0.001	-	-	0.000	0.000	0.000		0.001	-	-			0.025
2.600	0.000	0.000	0.000		1.32	-	-	0.000	0.000	0.000		1.33	-	-			0.000	0.000	0.000		0.001	-	-	0.000	0.000	0.000		0.001	-	-			0.026
2.700	0.000	0.000	0.000		1.22	-	-	0.000	0.000	0.000		1.23	-	-			0.000	0.000	0.000		0.001	-	-	0.000	0.000	0.000		0.003	-	-			0.027
2.800	0.000	0.000	0.000		1.12	-	-	0.000	0.000	0.000		1.13	-	-			0.000	0.000	0.000		0.001	-	-	0.000	0.000	0.000		0.005	-	-			0.028
2.900	0.000	0.000	0.000		1.02	-	-	0.000	0.000	0.000		1.04	-	-			0.000	0.000	0.000		0.001	-	-	0.000	0.000	0.000		0.009	-	-			0.029
3.000	0.000	0.000	0.000		0.923	-	-	0.000	0.000	0.000		0.943	-	-			0.000	0.000	0.000		0.002	-	-	0.000	0.000	0.000		0.015	-	-			0.030
3.100	0.000	0.000	0.000		0.824	-	-	0.000	0.000	0.000		0.851	-	-			0.000	0.000	0.000		0.001	-	-	0.000	0.000	0.000		0.024	-	-			0.031
3.200	0.000	0.000	0.000		0.726	-	-	0.000	0.000	0.000		0.763	-	-			0.000	0.000	0.000		0.003	-	-	0.000	0.000	0.000		0.035	-	-			0.032
3.300	0.000	0.000	0.000		0.630	-	-	0.000	0.000	0.000		0.680	-	-			0.000	0.000	0.000		0.007	-	-	0.000	0.000	0.000		0.051	-	-			0.033
3.400	0.000	0.000	0.000		0.537	-	-	0.000	0.000	0.000		0.599	-	-			0.000	0.000	0.000		0.014	-	-	0.000	0.000	0.000		0.071	-	-			0.034
3.500	0.000	0.000	0.000		0.449	-	-	0.000	0.000	0.000		0.526	-	-			0.000	0.000	0.000		0.026	-	-	0.000	0.000	0.000		0.097	-	-			0.035
3.600	0.000	0.000	0.000		0.367	-	-	0.000	0.000	0.000		0.457	-	-			0.000	0.000	0.000		0.043	-	45	0.000	0.000	0.000		0.128	-	-			0.036
3.700	0.000	0.000	0.000		0.292	-	-	0.000	0.000	0.000		0.393	-	-			0.000	0.000	0.000		0.069	-	15	0.000	0.000	0.000		0.164	-	-			0.037
3.800	0.000	0.000	0.000		0.228	-	-	0.000	0.000	0.000		0.337	-	-			0.000	0.000	0.000		0.104	-	-	0.000	0.000	0.000		0.208	-	-			0.038
3.900	0.000	0.000	0.000		0.173	-	2,000	0.000	0.000	0.000		0.284	-	-			0.000	0.000	0.000		0.149	-	-	0.000	0.000	0.000		0.255	-	-			0.039
4.000	0.000	0.000	0.000		0.128	-	10	0.000	0.000	0.000		0.241	-	-			0.000	0.000	0.000		0.204	-	-	0.000	0.000	0.000		0.311	-	-			0.040
4.250	0.000	0.000	0.000		0.053	-	-	0.000	0.000	0.000		0.151	-	-			0.000	0.000	0.000		0.380	-	-	0.000	0.000	0.000		0.472	-	-			0.043
4.400	0.000	0.000	0.000		0.028	-	-										0.000	0.000	0.000		0.505	-	-										0.044
4.500	0.000	0.000	0.000		0.018	-	-	0.000	0.000	0.000		0.090	-	-			0.000	0.000	0.000		0.596	-	-	0.000	0.000	0.000		0.661	-	-			0.045
4.750	0.000	0.000	0.000		0.005	-	-	0.000	0.000	0.000		0.051	-	-			0.000	0.000	0.000		0.833	-	-	0.000	0.000	0.000		0.872	-	-			0.048
4.800	0.000	0.000	0.000		0.004	-	-										0.000	0.000	0.000		0.882	-	-										0.048
5.000	0.000	0.000	0.000		0.001	-	-	0.000	0.000	0.000		0.028	-	-			0.000	0.000	0.000		1.08	-	-	0.000	0.000	0.000		1.10	-	-			0.050
5.250	0.000	0.000	0.000		0.001	-	-	0.000	0.000	0.000		0.015	-	-			0.000	0.000	0.000		1.33	-	-	0.000	0.000	0.000		1.34	-	-			0.053
5.500	0.000	0.000	0.000		0.001	-	-	0.000	0.000	0.000		0.008	-	-			0.000	0.000	0.000		1.58	-	-	0.000	0.000	0.000		1.58	-	-			0.055
5.750	0.000	0.000	0.000		0.001	-	-	0.000	0.000	0.000		0.004	-	-			0.000	0.000	0.000		1.83	-	-	0.000	0.000	0.000		1.83	-	-			0.058
6.000	0.000	0.000	0.000		0.001	-	-	0.000	0.000	0.000		0.002	-	-			0.000	0.000	0.000		2.08	-	-	0.000	0.000	0.000		2.08	-	-			0.060
6.250	0.000	0.000	0.000		0.001	-	-	0.000	0.000	0.000		0.001	-	-			0.000	0.000	0.000		2.33	-	-	0.000	0.000	0.000		2.33	-	-			0.063
6.500	0.000	0.000	0.000		0.001	-	-										0.000	0.000	0.000		2.58	-	-										0.065
6.750	0.000	0.000	0.000		0.001	-	-										0.000	0.000	0.000		2.83	-	-										0.068
7.000	0.000	0.000	0.000		0.001	-	-										0.000	0.000	0.000		3.08	-	-										0.070

ALPHA BANK (CR)

(Contract Size: 100 Securities, Exercise Style: American, Physical Delivery)

		Call Options														Put Options																				
		June 2026						July 2026						Other Months		June 2026						July 2026						Other Months		Exercise Price						
Exercise Price	Open price	Price max	Price min	Last price	Closing price	Volume	Open Interest	Open price	Price max	Price min	Last price	Closing price	Volume	Open Interest	Volume	Open Interest	Open price	Price max	Price min	Last price	Closing price	Volume	Open Interest	Open price	Price max	Price min	Last price	Closing price	Volume	Open Interest	Volume	Open Interest	Exercise Price			
Totals:						0	2,010							0	0	0	0							0	60							0	0	0	0	
Number of Trades:							0							0		0							0.00							0		0				

NATIONAL BANK (CR)

(Contract Size: 100 Securities, Exercise Style: American, Physical Delivery)

Call Options																Put Options																		
June 2026							July 2026							Other Months		June 2026					July 2026					Other Months		Exercise Price						
Exercise Price	Open price	Price max	Price min	Last price	Closing price	Volume	Open Interest	Open price	Price max	Price min	Last price	Closing price	Volume	Open Interest	Volume	Open Interest	Open price	Price max	Price min	Last price	Closing price	Volume	Open Interest	Open price	Price max	Price min	Last price		Closing price	Volume	Open Interest	Volume	Open Interest	
8.250	0.000	0.000	0.000		6.60	-	-										0.000	0.000	0.000		0.001	-	-										0.083	
8.400	0.000	0.000	0.000		6.45	-	-										0.000	0.000	0.000		0.001	-	-										0.084	
8.500	0.000	0.000	0.000		6.35	-	-										0.000	0.000	0.000		0.001	-	-										0.085	
8.750	0.000	0.000	0.000		6.10	-	-										0.000	0.000	0.000		0.001	-	-										0.088	
8.800	0.000	0.000	0.000		6.05	-	-										0.000	0.000	0.000		0.001	-	-										0.088	
9.000	0.000	0.000	0.000		5.85	-	-										0.000	0.000	0.000		0.001	-	-										0.090	
9.200	0.000	0.000	0.000		5.65	-	-										0.000	0.000	0.000		0.001	-	-										0.092	
9.250	0.000	0.000	0.000		5.60	-	-	0.000	0.000	0.000		5.61	-	-			0.000	0.000	0.000		0.001	-	-	0.000	0.000	0.000		0.001	-	-			0.093	
9.500	0.000	0.000	0.000		5.35	-	-	0.000	0.000	0.000		5.36	-	-			0.000	0.000	0.000		0.001	-	-	0.000	0.000	0.000		0.001	-	-			0.095	
9.600	0.000	0.000	0.000		5.25	-	-										0.000	0.000	0.000		0.001	-	-										0.096	
9.750	0.000	0.000	0.000		5.10	-	-	0.000	0.000	0.000		5.12	-	-			0.000	0.000	0.000		0.001	-	-	0.000	0.000	0.000		0.001	-	-			0.098	
10.000	0.000	0.000	0.000		4.85	-	-	0.000	0.000	0.000		4.87	-	-			0.000	0.000	0.000		0.002	-	-	0.000	0.000	0.000		0.002	-	-			0.100	
10.500	0.000	0.000	0.000		4.35	-	-	0.000	0.000	0.000		4.37	-	-			0.000	0.000	0.000		0.001	-	-	0.000	0.000	0.000		0.007	-	-			0.105	
11.000	0.000	0.000	0.000		3.85	-	-	0.000	0.000	0.000		3.88	-	-			0.000	0.000	0.000		0.001	-	-	0.000	0.000	0.000		0.017	-	-			0.110	
11.500	0.000	0.000	0.000		3.35	-	-	0.000	0.000	0.000		3.41	-	-			0.000	0.000	0.000		0.001	-	-	0.000	0.000	0.000		0.037	-	-			0.115	
12.000	0.000	0.000	0.000		2.86	-	-	0.000	0.000	0.000		2.94	-	-			0.000	0.000	0.000		0.006	-	-	0.000	0.000	0.000		0.072	-	-			0.120	
12.500	0.000	0.000	0.000		2.37	-	-	0.000	0.000	0.000		2.50	-	-			0.000	0.000	0.000		0.019	-	133	0.000	0.000	0.000		0.129	-	-			0.125	
13.000	0.000	0.000	0.000		1.90	-	-	0.000	0.000	0.000		2.09	-	-			0.000	0.000	0.000		0.050	-	1	0.000	0.000	0.000		0.217	-	-			0.130	
13.500	0.000	0.000	0.000		1.47	-	-	0.000	0.000	0.000		1.72	-	-			0.000	0.000	0.000		0.116	-	147	0.000	0.000	0.000		0.344	-	-			0.135	
14.000	0.000	0.000	0.000		1.08	-	-	0.000	0.000	0.000		1.39	-	-			0.000	0.000	0.000		0.228	-	-	0.000	0.000	0.000		0.512	-	-			0.140	
14.500	0.000	0.000	0.000		0.757	-	-	0.000	0.000	0.000		1.10	-	-			0.000	0.000	0.000		0.404	-	10	0.000	0.000	0.000		0.722	-	-			0.145	
15.000	0.000	0.000	0.000		0.505	-	15	0.000	0.000	0.000		0.849	-	-			0.000	0.000	0.000		0.652	-	-	0.000	0.000	0.000		0.974	-	-			0.150	
15.500	0.000	0.000	0.000		0.318	-	15	0.000	0.000	0.000		0.640	-	-			0.000	0.000	0.000		0.965	-	-	0.000	0.000	0.000		1.27	-	-			0.155	
16.000	0.000	0.000	0.000		0.188	-	-	0.000	0.000	0.000		0.483	-	-			0.000	0.000	0.000		1.34	-	-	0.000	0.000	0.000		1.61	-	-			0.160	
16.500	0.000	0.000	0.000		0.104	-	-	0.000	0.000	0.000		0.356	-	-			0.000	0.000	0.000		1.75	-	-	0.000	0.000	0.000		1.98	-	-			0.165	
17.000	0.000	0.000	0.000		0.054	-	-	0.000	0.000	0.000		0.254	-	-			0.000	0.000	0.000		2.20	-	-	0.000	0.000	0.000		2.38	-	-			0.170	
17.500	0.000	0.000	0.000		0.027	-	-	0.000	0.000	0.000		0.181	-	-			0.000	0.000	0.000		2.68	-	-	0.000	0.000	0.000		2.81	-	-			0.175	
18.000	0.000	0.000	0.000		0.013	-	-	0.000	0.000	0.000		0.127	-	-			0.000	0.000	0.000		3.17	-	-	0.000	0.000	0.000		3.26	-	-			0.180	
18.500	0.000	0.000	0.000		0.006	-	-	0.000	0.000	0.000		0.085	-	-			0.000	0.000	0.000		3.66	-	-	0.000	0.000	0.000		3.72	-	-			0.185	
19.000	0.000	0.000	0.000		0.002	-	-	0.000	0.000	0.000		0.059	-	-			0.000	0.000	0.000		4.16	-	-	0.000	0.000	0.000		4.19	-	-			0.190	
19.500	0.000	0.000	0.000		0.001	-	-	0.000	0.000	0.000		0.039	-	-			0.000	0.000	0.000		4.66	-	-	0.000	0.000	0.000		4.68	-	-			0.195	
20.000	0.000	0.000	0.000		0.001	-	-	0.000	0.000	0.000		0.025	-	-			0.000	0.000	0.000		5.16	-	-	0.000	0.000	0.000		5.17	-	-			0.200	
21.000	0.000	0.000	0.000		0.002	-	-										0.000	0.000	0.000		6.16	-	-										0.210	
22.000	0.000	0.000	0.000		0.001	-	-										0.000	0.000	0.000		7.16	-	-										0.220	
Totals:						0	30							0	0	0	0	0						0	291						0	0	0	0
Number of Trades:						0							0			0.00						0			0			0			0			

OTE (CR)

(Contract Size: 100 Securities, Exercise Style: American, Physical Delivery)

Call Options																Put Options																
June 2026							July 2026							Other Months		June 2026					July 2026					Other Months		Exercise Price				
Open price	Price max	Price min	Last price	Closing price	Volume	Open Interest	Open price	Price max	Price min	Last price	Closing price	Volume	Open Interest	Volume	Open Interest	Open price	Price max	Price min	Last price	Closing price	Volume	Open Interest	Open price	Price max	Price min	Last price	Closing price		Volume	Open Interest	Volume	Open Interest
10.000	0.000	0.000	0.000	8.21	-	-										0.000	0.000	0.000	0.001	-	-											0.100
10.500	0.000	0.000	0.000	7.71	-	-										0.000	0.000	0.000	0.001	-	-											0.105
11.000	0.000	0.000	0.000	7.21	-	-										0.000	0.000	0.000	0.001	-	-											0.110
11.500	0.000	0.000	0.000	6.71	-	-										0.000	0.000	0.000	0.001	-	-											0.115
12.000	0.000	0.000	0.000	6.21	-	-										0.000	0.000	0.000	0.002	-	-											0.120
12.500	0.000	0.000	0.000	5.71	-	-										0.000	0.000	0.000	0.001	-	-											0.125
13.000	0.000	0.000	0.000	5.21	-	-	0.000	0.000	0.000		5.23	-	-			0.000	0.000	0.000	0.001	-	-	0.000	0.000	0.000	0.001	-	-					0.130
13.500	0.000	0.000	0.000	4.71	-	-	0.000	0.000	0.000		4.74	-	-			0.000	0.000	0.000	0.001	-	-	0.000	0.000	0.000	0.001	-	-					0.135
14.000	0.000	0.000	0.000	4.21	-	-	0.000	0.000	0.000		4.24	-	-			0.000	0.000	0.000	0.001	-	-	0.000	0.000	0.000	0.004	-	-					0.140
14.500	0.000	0.000	0.000	3.71	-	-	0.000	0.000	0.000		3.75	-	-			0.000	0.000	0.000	0.001	-	-	0.000	0.000	0.000	0.011	-	-					0.145
15.000	0.000	0.000	0.000	3.21	-	-	0.000	0.000	0.000		3.26	-	-			0.000	0.000	0.000	0.001	-	-	0.000	0.000	0.000	0.026	-	-					0.150
15.500	0.000	0.000	0.000	2.72	-	-	0.000	0.000	0.000		2.79	-	-			0.000	0.000	0.000	0.002	-	-	0.000	0.000	0.000	0.054	-	-					0.155
16.000	0.000	0.000	0.000	2.22	-	-	0.000	0.000	0.000		2.34	-	-			0.000	0.000	0.000	0.003	-	-	0.000	0.000	0.000	0.103	-	-					0.160
16.500	0.000	0.000	0.000	1.73	-	-	0.000	0.000	0.000		1.92	-	-			0.000	0.000	0.000	0.015	-	-	0.000	0.000	0.000	0.182	-	-					0.165
17.000	0.000	0.000	0.000	1.27	-	-	0.000	0.000	0.000		1.54	-	-			0.000	0.000	0.000	0.053	-	45	0.000	0.000	0.000	0.300	-	-					0.170
17.500	0.000	0.000	0.000	0.860	-	-	0.000	0.000	0.000		1.21	-	-			0.000	0.000	0.000	0.143	-	107	0.000	0.000	0.000	0.463	-	-					0.175
18.000	0.000	0.000	0.000	0.527	-	-	0.000	0.000	0.000		0.918	-	-			0.000	0.000	0.000	0.311	-	91	0.000	0.000	0.000	0.676	-	-					0.180
18.500	0.000	0.000	0.000	0.286	-	15	0.000	0.000	0.000		0.681	-	-			0.000	0.000	0.000	0.571	-	-	0.000	0.000	0.000	0.938	-	-					0.185
19.000	0.000	0.000	0.000	0.140	-	75	0.000	0.000	0.000		0.490	-	30			0.000	0.000	0.000	0.925	-	-	0.000	0.000	0.000	1.25	-	-					0.190
19.500	0.000	0.000	0.000	0.060	-	45	0.000	0.000	0.000		0.342	-	-			0.000	0.000	0.000	1.35	-	-	0.000	0.000	0.000	1.60	-	-					0.195
20.000	0.000	0.000	0.000	0.022	-	-	0.000	0.000	0.000		0.229	-	-			0.000	0.000	0.000	1.81	-	-	0.000	0.000	0.000	1.99	-	-					0.200
21.000	0.000	0.000	0.000	0.002	-	-	0.000	0.000	0.000		0.100	-	-			0.000	0.000	0.000	2.80	-	-	0.000	0.000	0.000	2.87	-	-					0.210
22.000	0.000	0.000	0.000	0.001	-	-	0.000	0.000	0.000		0.037	-	-			0.000	0.000	0.000	3.80	-	-	0.000	0.000	0.000	3.81	-	-					0.220
23.000	0.000	0.000	0.000	0.002	-	-	0.000	0.000	0.000		0.013	-	-			0.000	0.000	0.000	4.80	-	-	0.000	0.000	0.000	4.80	-	-					0.230
24.000	0.000	0.000	0.000	0.001	-	-	0.000	0.000	0.000		0.004	-	-			0.000	0.000	0.000	5.80	-	-	0.000	0.000	0.000	5.80	-	-					0.240
25.000	0.000	0.000	0.000	0.001	-	-	0.000	0.000	0.000		0.001	-	-			0.000	0.000	0.000	6.80	-	-	0.000	0.000	0.000	6.80	-	-					0.250
26.000	0.000	0.000	0.000	0.001	-	-	0.000	0.000	0.000		0.001	-	-			0.000	0.000	0.000	7.80	-	-	0.000	0.000	0.000	7.80	-	-					0.260
27.000	0.000	0.000	0.000	0.001	-	-	0.000	0.000	0.000		0.001	-	-			0.000	0.000	0.000	8.80	-	-	0.000	0.000	0.000	8.80	-	-					0.270
28.000	0.000	0.000	0.000	0.001	-	-	0.000	0.000	0.000		0.001	-	-			0.000	0.000	0.000	9.80	-	-	0.000	0.000	0.000	9.80	-	-					0.280
Totals:					0	135					0	30	0	0					0	243						0	0	0	0			
Number of Trades:					0						0		0							0.00						0						

PIRAEUS BANK (CR)

(Contract Size: 100 Securities, Exercise Style: American, Physical Delivery)

Call Options																Put Options																
Exercise Price	June 2026						July 2026						Other Months		June 2026						July 2026					Other Months		Exercise Price				
	Open price	Price max	Price min	Last price	Closing price	Volume	Open Interest	Open price	Price max	Price min	Last price	Closing price	Volume	Open Interest	Volume	Open Interest	Open price	Price max	Price min	Last price	Closing price	Volume	Open Interest	Open price	Price max	Price min	Last price		Closing price	Volume	Open Interest	Volume
4.250	0.000	0.000	0.000		4.86	-	-									0.000	0.000	0.000		0.001	-	-										0.043
4.500	0.000	0.000	0.000		4.61	-	-									0.000	0.000	0.000		0.001	-	-										0.045
4.750	0.000	0.000	0.000		4.36	-	-									0.000	0.000	0.000		0.001	-	-										0.048
5.000	0.000	0.000	0.000		4.11	-	-									0.000	0.000	0.000		0.001	-	-										0.050
5.250	0.000	0.000	0.000		3.86	-	-									0.000	0.000	0.000		0.001	-	-										0.053
5.500	0.000	0.000	0.000		3.62	-	-	0.000	0.000	0.000		3.62	-	-		0.000	0.000	0.000		0.001	-	-	0.000	0.000	0.000		0.001	-	-			0.055
5.750	0.000	0.000	0.000		3.37	-	-	0.000	0.000	0.000		3.38	-	-		0.000	0.000	0.000		0.001	-	-	0.000	0.000	0.000		0.001	-	-			0.058
6.000	0.000	0.000	0.000		3.12	-	-	0.000	0.000	0.000		3.13	-	-		0.000	0.000	0.000		0.001	-	-	0.000	0.000	0.000		0.002	-	-			0.060
6.250	0.000	0.000	0.000		2.87	-	-	0.000	0.000	0.000		2.88	-	-		0.000	0.000	0.000		0.001	-	-	0.000	0.000	0.000		0.004	-	-			0.063
6.500	0.000	0.000	0.000		2.62	-	-	0.000	0.000	0.000		2.64	-	-		0.000	0.000	0.000		0.001	-	-	0.000	0.000	0.000		0.009	-	-			0.065
6.750	0.000	0.000	0.000		2.37	-	-	0.000	0.000	0.000		2.39	-	-		0.000	0.000	0.000		0.001	-	-	0.000	0.000	0.000		0.017	-	-			0.068
7.000	0.000	0.000	0.000		2.12	-	-	0.000	0.000	0.000		2.16	-	-		0.000	0.000	0.000		0.001	-	-	0.000	0.000	0.000		0.031	-	-			0.070
7.250	0.000	0.000	0.000		1.87	-	-	0.000	0.000	0.000		1.93	-	-		0.000	0.000	0.000		0.003	-	-	0.000	0.000	0.000		0.050	-	-			0.073
7.500	0.000	0.000	0.000		1.63	-	-	0.000	0.000	0.000		1.71	-	-		0.000	0.000	0.000		0.009	-	-	0.000	0.000	0.000		0.078	-	-			0.075
7.750	0.000	0.000	0.000		1.39	-	-	0.000	0.000	0.000		1.50	-	-		0.000	0.000	0.000		0.020	-	-	0.000	0.000	0.000		0.120	-	-			0.078
8.000	0.000	0.000	0.000		1.16	-	-	0.000	0.000	0.000		1.30	-	-		0.000	0.000	0.000		0.042	-	-	0.000	0.000	0.000		0.171	-	-			0.080
8.250	0.000	0.000	0.000		0.945	-	-	0.000	0.000	0.000		1.12	-	-		0.000	0.000	0.000		0.077	-	-	0.000	0.000	0.000		0.237	-	-			0.083
8.500	0.000	0.000	0.000		0.750	-	-	0.000	0.000	0.000		0.953	-	-		0.000	0.000	0.000		0.132	-	-	0.000	0.000	0.000		0.323	-	-			0.085
8.750	0.000	0.000	0.000		0.578	-	10	0.000	0.000	0.000		0.800	-	-		0.000	0.000	0.000		0.210	-	-	0.000	0.000	0.000		0.419	-	-			0.088
9.000	0.000	0.000	0.000		0.432	-	900	0.000	0.000	0.000		0.668	-	-		0.000	0.000	0.000		0.314	-	-	0.000	0.000	0.000		0.537	-	-			0.090
9.250	0.000	0.000	0.000		0.313	-	45	0.000	0.000	0.000		0.552	-	-		0.000	0.000	0.000		0.445	-	-	0.000	0.000	0.000		0.671	-	-			0.093
9.500	0.000	0.000	0.000		0.220	-	-	0.000	0.000	0.000		0.448	-	-		0.000	0.000	0.000		0.602	-	-	0.000	0.000	0.000		0.816	-	-			0.095
9.750	0.000	0.000	0.000		0.149	-	-	0.000	0.000	0.000		0.365	-	-		0.000	0.000	0.000		0.781	-	-	0.000	0.000	0.000		0.984	-	-			0.098
10.000	0.000	0.000	0.000		0.097	-	-	0.000	0.000	0.000		0.288	-	-		0.000	0.000	0.000		0.980	-	-	0.000	0.000	0.000		1.16	-	-			0.100
10.500	0.000	0.000	0.000		0.037	-	-	0.000	0.000	0.000		0.179	-	-		0.000	0.000	0.000		1.42	-	-	0.000	0.000	0.000		1.55	-	-			0.105
11.000	0.000	0.000	0.000		0.013	-	-	0.000	0.000	0.000		0.107	-	-		0.000	0.000	0.000		1.90	-	-	0.000	0.000	0.000		1.98	-	-			0.110
11.500	0.000	0.000	0.000		0.004	-	-	0.000	0.000	0.000		0.062	-	-		0.000	0.000	0.000		2.39	-	-	0.000	0.000	0.000		2.43	-	-			0.115
12.000	0.000	0.000	0.000		0.001	-	-	0.000	0.000	0.000		0.035	-	-		0.000	0.000	0.000		2.89	-	-	0.000	0.000	0.000		2.91	-	-			0.120
12.500	0.000	0.000	0.000		0.001	-	-	0.000	0.000	0.000		0.020	-	-		0.000	0.000	0.000		3.39	-	-	0.000	0.000	0.000		3.40	-	-			0.125
13.000	0.000	0.000	0.000		0.001	-	-	0.000	0.000	0.000		0.011	-	-		0.000	0.000	0.000		3.89	-	-	0.000	0.000	0.000		3.89	-	-			0.130
13.500	0.000	0.000	0.000		0.001	-	-	0.000	0.000	0.000		0.005	-	-		0.000	0.000	0.000		4.39	-	-	0.000	0.000	0.000		4.39	-	-			0.135
Totals:						0	955						0	0	0	0					0	0					0	30	0	0		
Number of Trades:						0							0		0						0.00						0			0		

PPC (CR)

(Contract Size: 100 Securities, Exercise Style: American, Physical Delivery)

Call Options																Put Options																
June 2026							July 2026							Other Months		June 2026					July 2026					Other Months		Exercise Price				
Exercise Price	Open price	Price max	Price min	Last price	Closing price	Volume	Open Interest	Open price	Price max	Price min	Last price	Closing price	Volume	Open Interest	Volume	Open Interest	Open price	Price max	Price min	Last price	Closing price	Volume	Open Interest	Open price	Price max	Price min	Last price		Closing price	Volume	Open Interest	Volume
9.200	0.000	0.000	0.000		12.29	-	-										0.000	0.000	0.000		0.001	-	-									0.092
9.500	0.000	0.000	0.000		11.99	-	-										0.000	0.000	0.000		0.001	-	-									0.095
9.600	0.000	0.000	0.000		11.89	-	-										0.000	0.000	0.000		0.001	-	-									0.096
9.750	0.000	0.000	0.000		11.74	-	-										0.000	0.000	0.000		0.001	-	-									0.098
10.000	0.000	0.000	0.000		11.49	-	-										0.000	0.000	0.000		0.001	-	-									0.100
10.500	0.000	0.000	0.000		10.99	-	-										0.000	0.000	0.000		0.001	-	-									0.105
11.000	0.000	0.000	0.000		10.49	-	-										0.000	0.000	0.000		0.001	-	-									0.110
11.500	0.000	0.000	0.000		9.99	-	-										0.000	0.000	0.000		0.001	-	-									0.115
12.000	0.000	0.000	0.000		9.49	-	-										0.000	0.000	0.000		0.001	-	-									0.120
12.500	0.000	0.000	0.000		8.99	-	-										0.000	0.000	0.000		0.001	-	-									0.125
13.000	0.000	0.000	0.000		8.49	-	-	0.000	0.000	0.000		8.51	-	-			0.000	0.000	0.000		0.001	-	-	0.000	0.000	0.000		0.001	-	-		0.130
13.500	0.000	0.000	0.000		7.99	-	-	0.000	0.000	0.000		8.01	-	-			0.000	0.000	0.000		0.001	-	-	0.000	0.000	0.000		0.001	-	-		0.135
14.000	0.000	0.000	0.000		7.49	-	-	0.000	0.000	0.000		7.51	-	-			0.000	0.000	0.000		0.001	-	-	0.000	0.000	0.000		0.001	-	-		0.140
14.500	0.000	0.000	0.000		6.99	-	-	0.000	0.000	0.000		7.02	-	-			0.000	0.000	0.000		0.001	-	-	0.000	0.000	0.000		0.002	-	-		0.145
15.000	0.000	0.000	0.000		6.49	-	-	0.000	0.000	0.000		6.52	-	-			0.000	0.000	0.000		0.001	-	-	0.000	0.000	0.000		0.001	-	-		0.150
15.500	0.000	0.000	0.000		5.99	-	-	0.000	0.000	0.000		6.02	-	-			0.000	0.000	0.000		0.001	-	-	0.000	0.000	0.000		0.001	-	-		0.155
16.000	0.000	0.000	0.000		5.50	-	-	0.000	0.000	0.000		5.52	-	-			0.000	0.000	0.000		0.002	-	-	0.000	0.000	0.000		0.001	-	-		0.160
16.500	0.000	0.000	0.000		5.00	-	-	0.000	0.000	0.000		5.02	-	-			0.000	0.000	0.000		0.001	-	-	0.000	0.000	0.000		0.001	-	-		0.165
17.000	0.000	0.000	0.000		4.50	-	-	0.000	0.000	0.000		4.52	-	-			0.000	0.000	0.000		0.003	-	-	0.000	0.000	0.000		0.002	-	-		0.170
17.500	0.000	0.000	0.000		4.00	-	-	0.000	0.000	0.000		4.03	-	-			0.000	0.000	0.000		0.002	-	-	0.000	0.000	0.000		0.007	-	-		0.175
18.000	0.000	0.000	0.000		3.50	-	-	0.000	0.000	0.000		3.54	-	-			0.000	0.000	0.000		0.001	-	3	0.000	0.000	0.000		0.017	-	-		0.180
18.500	0.000	0.000	0.000		3.00	-	60	0.000	0.000	0.000		3.06	-	-			0.000	0.000	0.000		0.003	-	3	0.000	0.000	0.000		0.037	-	-		0.185
19.000	0.000	0.000	0.000		2.51	-	15	0.000	0.000	0.000		2.60	-	-			0.000	0.000	0.000		0.009	-	32	0.000	0.000	0.000		0.074	-	-		0.190
19.500	0.000	0.000	0.000		2.03	-	-	0.000	0.000	0.000		2.16	-	-			0.000	0.000	0.000		0.029	-	35	0.000	0.000	0.000		0.135	-	-		0.195
20.000	0.000	0.000	0.000		1.57	-	55	0.000	0.000	0.000		1.76	-	-			0.000	0.000	0.000		0.072	-	137	0.000	0.000	0.000		0.228	-	-		0.200
21.000	0.000	0.000	0.000		0.805	-	112	0.000	0.000	0.000		1.07	-	45			0.000	0.000	0.000		0.306	-	75	0.000	0.000	0.000		0.541	-	-		0.210
22.000	0.000	0.000	0.000		0.317	-	255	0.000	0.000	0.000		0.582	-	15			0.000	0.000	0.000		0.819	-	15	0.000	0.000	0.000		1.05	-	-		0.220
23.000	0.000	0.000	0.000		0.090	-	-	0.000	0.000	0.000		0.284	-	30			0.000	0.000	0.000		1.59	-	-	0.000	0.000	0.000		1.76	-	-		0.230
24.000	0.000	0.000	0.000		0.019	-	-	0.000	0.000	0.000		0.121	-	-			0.000	0.000	0.000		2.53	-	-	0.000	0.000	0.000		2.60	-	-		0.240
25.000	0.000	0.000	0.000		0.003	-	-	0.000	0.000	0.000		0.045	-	-			0.000	0.000	0.000		3.52	-	-	0.000	0.000	0.000		3.54	-	-		0.250
26.000	0.000	0.000	0.000		0.001	-	-	0.000	0.000	0.000		0.016	-	-			0.000	0.000	0.000		4.52	-	-	0.000	0.000	0.000		4.52	-	-		0.260
27.000	0.000	0.000	0.000		0.001	-	-	0.000	0.000	0.000		0.005	-	-			0.000	0.000	0.000		5.52	-	-	0.000	0.000	0.000		5.52	-	-		0.270
28.000	0.000	0.000	0.000		0.001	-	-	0.000	0.000	0.000		0.001	-	-			0.000	0.000	0.000		6.52	-	-	0.000	0.000	0.000		6.52	-	-		0.280
29.000	0.000	0.000	0.000		0.001	-	-	0.000	0.000	0.000		0.001	-	-			0.000	0.000	0.000		7.52	-	-	0.000	0.000	0.000		7.52	-	-		0.290
30.000	0.000	0.000	0.000		0.001	-	-	0.000	0.000	0.000		0.001	-	-			0.000	0.000	0.000		8.52	-	-	0.000	0.000	0.000		8.52	-	-		0.300
31.000	0.000	0.000	0.000		0.001	-	-	0.000	0.000	0.000		0.001	-	-			0.000	0.000	0.000		9.52	-	-	0.000	0.000	0.000		9.52	-	-		0.310

PPC (CR)

(Contract Size: 100 Securities, Exercise Style: American, Physical Delivery)

Exercise Price	Call Options														Put Options										Exercise Price								
	June 2026						July 2026						Other Months		June 2026					July 2026						Other Months							
	Open price	Price max	Price min	Last price	Closing price	Volume	Open Interest	Open price	Price max	Price min	Last price	Closing price	Volume	Open Interest	Volume	Open Interest	Open price	Price max	Price min	Last price	Closing price	Volume	Open Interest	Open price		Price max	Price min	Last price	Closing price	Volume	Open Interest	Volume	Open Interest
32.000	0.000	0.000	0.000		0.001	-	-	0.000	0.000	0.000		0.001	-	-			0.000	0.000	0.000		10.52	-	-	0.000	0.000	0.000		10.52	-	-			0.320
Totals:						0	497							0	90	0	0						0	300						0	153	0	0
Number of Trades:						0							0			0						0			0								

Lending Products	Underlying Title	Open Interest[5]	Multilateral Transactions[1]				Bilateral Transactions[2]		Stock Borrowing through OTC (volume)[3]
			Volume(Offered)	Average Weighted	Transactions volume	Average Weighted	Transactions Volume	Average Weighted	Transactions Volume
ADMIEBOR	ADMIE (IPTO) HOLDING S.A. (CR)	207,710	---	---	---	---	---	8,166,580	
AEGNBOR	AEGEAN AIRLINES (CR)	---	---	---	---	---	---	1,194,989	
AKTRBOR	AKTOR S.A. HOLDING CO. (CR)	---	---	---	---	---	---	1,099,390	
ALWNBOR	Allwyn AG (CR)	---	---	---	---	---	---	14,207,101	
ALPHABOR	ALPHA BANK (CR)	400	---	---	---	---	---	199,673,794	
AETFBOR	ALPHA ETF FTSE Athex Large Cap	---	---	---	---	2,500	1.00%	2,000	
AEMBOR	ALTER EGO MEDIA (CR)	---	---	---	---	---	---	250	
AIABOR	ATHENS INTL AIRPORT (CR)	1,300	---	---	---	---	---	1,163,011	
ACAGBOR	AUSTRIACARD (CB)	---	---	---	---	---	---	962	
OTOELBOR	AUTOHELLAS SA (CR)	100	---	---	---	---	---	105,231	
AVAXBOR	AVAX S.A. (CR)	4,000	---	---	---	---	---	221,633	
BYLOTBOR	BALLY'S INTRALOT (CR)	---	---	---	---	---	---	35,574,460	
BOCHGRBOR	BANK OF CYPRUS (CR)	---	---	---	---	---	---	999,668	
EEEBOR	CC HBC AG (CR)	---	---	---	---	---	---	259,554	
CENERBOR	CENERGY HOLDINGS (CB)	16,368	---	---	---	---	---	1,619,221	
CREDIABOR	CrediaBank (CR)	778	---	---	---	800,000	5.00%	3,819,399	
DIMANDBOR	DIMAND (CR)	---	---	---	---	---	---	7,342	
ELLAKTORBOR	ELLAKTOR (CR)	43,321	---	---	---	---	---	94,036	
ELHABOR	ELVALHALCOR (CR)	---	---	---	---	---	---	752,091	
EUROBBOR	EUROBANK (CR)	45,000	---	---	---	---	---	74,580,800	
EXAEBOR	EURONEXT ATHENS (CR)	13,550	---	---	993	5.49%	---	343,370	
EYDAPBOR	EYDAP S.A. (CR)	---	---	---	---	---	---	403,636	
FOYRKBOR	FOURLIS (CR)	2,500	---	---	---	---	---	95,605	
GEKTERNABOR	GEK TERNA (CR)	---	---	---	---	---	---	1,711,972	
SARBOR	GR. SARANTIS S.A. (CR)	2,237	---	---	---	---	---	220,890	
ELPEBOR	HELLENIQ ENERGY (CR)	7	---	---	---	---	---	695,449	
INTEKBOR	IDEAL HOLDINGS (CR)	---	---	---	---	---	---	101,558	
INTRKBOR	INTRACOM HOLDINGS (CR)	---	---	---	---	---	---	238,682	
BELABOR	JUMBO SA (CR)	---	---	---	420	3.70%	---	964,805	
KRIBOR	KRI-KRI S.A. (CR)	2,999	---	---	---	---	---	50,466	
LAMDABOR	LAMDA DEVELOPMENT SA (CR)	---	---	---	---	---	---	250,720	

Stock Lending Notes

[1] - Multilateral contracts Lending or Borrowing as per Methods 8-1, 8-2 and 8-3-3 (According to ATHEX BoD Resolution No.17)

[2] - Bilateral Contracts Lending or Borrowing as per Methods 8-3-1 and 8-3-2 & Contracts as per Method 4 (According to ATHEX BoD Resolution No.20)

[3] - The information concerning OTC Stock Borrowing Transactions is based on the statements of the Dematerialised Securities System (DSS) operators involved and refers to volumes that have been registered up until the previous working day.

[4] - Average Price (Volume weighted)

[5] - The Data concerning Open Interest before the start of trading session

Lending Products	Underlying Title	Multilateral Transactions[1]				Bilateral Transactions[2]		Stock Borrowing through OTC (volume)[3]
		Open Interest[5]	Volume(Offered)	Average Weighted	Transactions volume	Average Weighted	Transactions Volume	Transactions Volume
MTLNBOR	METLEN PLC (CR)	500	---	---	---	---	---	1,588,693
MIGBOR	MIG (CR)	1,291	---	---	---	---	---	39,913
MOHBOR	MOTOR OIL (CR)	1,000	---	---	1,000	3.70%	---	881,288
ETEBOR	NATIONAL BANK (CR)	3,000	---	---	---	---	---	19,815,562
NOVALBOR	NOVAL PROPERTY REIC (CR)	---	---	---	---	---	---	---
OPTIMABOR	OPTIMA BANK (CR)	---	---	---	---	---	---	4,943,652
HTOBOR	OTE (CR)	2,000	---	---	16,249	3.96%	---	4,685,983
PPABOR	P.P.A. S.A. (CR)	---	---	---	---	---	---	94,419
TPEIRBOR	PIRAEUS BANK (CR)	3,000	---	---	---	---	---	16,370,285
PPCBOR	PPC (CR)	10,156	---	---	---	---	---	13,884,330
PROFBOR	PROFILE SA (CR)	---	---	---	---	---	---	16,569
QLCOBOR	QUALCO GROUP (CR)	---	---	---	---	---	---	883,192
QUESTBOR	QUEST HOLDINGS (CR)	8,991	---	---	---	---	---	56,500
TITCBOR	TITAN (CB)	50	---	---	---	---	---	117,209
OLTHBOR	TPA SA (CR)	---	---	---	---	---	---	750
TRESTATESBOR	TRADE ESTATES REIC (CR)	---	---	---	---	---	---	---
VIOBOR	VIOHALCO SA/IV (CB)	---	---	---	---	---	---	---

Stock Lending Notes

[1] - Multilateral contracts Lending or Borrowing as per Methods 8-1, 8-2 and 8-3-3 (According to ATHEX BoD Resolution No.17)

[2] - Bilateral Contracts Lending or Borrowing as per Methods 8-3-1 and 8-3-2 & Contracts as per Method 4 (According to ATHEX BoD Resolution No.20)


[3] - The information concerning OTC Stock Borrowing Transactions is based on the statements of the Dematerialised Securities System (DSS) operators involved and refers to volumes that have been registered up until the previous working day.

[4] - Average Price (Volume weighted)

[5] - The Data concerning Open Interest before the start of trading session

Sectors codification for listed companies

12003 -	ETF	10101010	Computer Services
10101015	Software	10102030	Computer Hardware
15101010	Telecommunications Equipment	15102015	Telecommunications Services
20101010	Health Care Facilities	20102010	Medical Equipment
20103015	Pharmaceuticals	30101010	Banks
30202000	Diversified Financial Services	30202010	Asset Managers & Custodians
30202015	Investment Services	30204000	Closed End Investments
30302010	Full Line Insurance	30302015	Insurance Brokers
30302025	Property and Casualty Insurance	35101010	Real Estate Holding and Development
35101015	Real Estate Services	35102000	Diversified REITs
35102045	Retail REITs.	40202015	Household Furnishings
40202020	Household Appliance	40203040	Electronic Entertainment
40204020	Clothing & Accessories	40301010	Entertainment
40301030	Publishing	40301035	Radio & TV Broadcasters
40401010	Diversified Retailers	40401020	Apparel Retailers
40401025	Home Improvement Retailers	40401030	Specialty Retailers
40501010	Airlines	40501015	Travel & Tourism
40501020	Casinos & Gambling	40501025	Hotels & Motels
45101015	Distillers & Vintners	45101020	Soft Drinks
45102010	Farming Fishing Ranching & Plantations	45102020	Food Products
45103010	Tobacco	45201010	Food Retailers & Wholesalers
45201020	Personal Products	50101010	Construction
50101020	Building Roof/Wallboard and Plumbing	50101030	Cement
50101035	Building Materials: Other	50202010	Electrical Components
50203015	Plastics	50203030	Containers & Packaging
50204000	Machinery: Industrial	50204020	Machinery: Construction & Handling
50205010	Industrial Suppliers	50205020	Back Office Support HR & Consulting
50205030	Forms & Bulk Printing Services	50206015	Commercial Vehicles & Parts
50206030	Marine Transportation	50206060	Transportation Services
55101000	Diversified Materials	55101020	Textile Products
55102000	General Mining	55102010	Iron & Steel
55102015	Metal Fabricating	55102035	Aluminum
60101020	Oil Refining and Marketing	65101010	Alternative Electricity
65101015	Conventional Electricity	65102000	Multi-Utilities
65102030	Water		



[euronext.com](https://www.euronext.com)