

# Euronext Athens

**Ημερήσιο Δελτίο Συναλλακτικής  
Δραστηριότητας**

---

**Daily Official List of Trading Activity**



**EURONEXT**

**Disclaimer:**

This publication is for information purposes only and is not a recommendation to engage in investment activities. This publication is provided "as is" without representation or warranty of any kind. Whilst all reasonable care has been taken to ensure the accuracy of the content, Euronext does not guarantee its accuracy or completeness. Euronext will not be held liable for any loss or damages of any nature ensuing from using, trusting or acting on information provided. No information set out or referred to in this publication shall form the basis of any contract. The creation of rights and obligations in respect of financial products that are traded on the exchanges operated by Euronext's subsidiaries shall depend solely on the applicable rules of the market operator. All proprietary rights and interest in or connected with this publication shall vest in Euronext. No part of it may be redistributed in any form without the prior written permission of Euronext. Euronext refers to Euronext N.V. and its affiliates. Information regarding trademarks and intellectual property rights of Euronext is located at [www.euronext.com/terms-use](http://www.euronext.com/terms-use)

©2026, Euronext N.V. – All rights reserved

---

**EURONEXT ATHENS HOLDING S.A.**

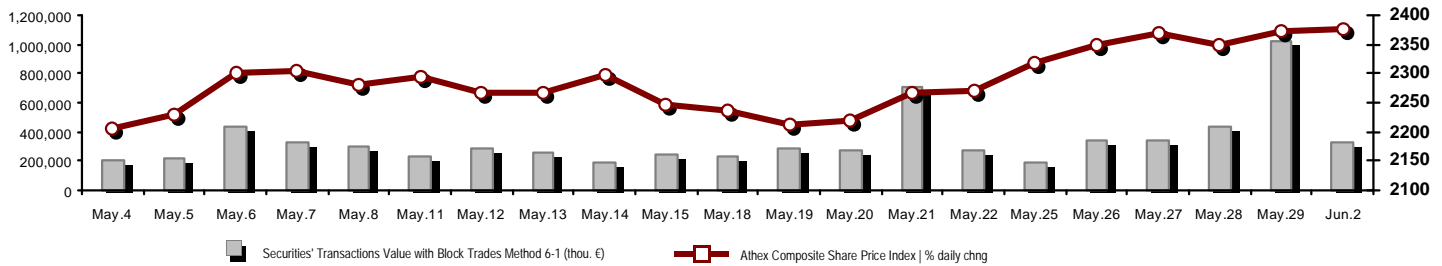
110 Athinon Ave., 10442 Athens, Tel: (210) 33.66.800, Fax: (210) 32.13.938

<https://athens.euronext.com>

---

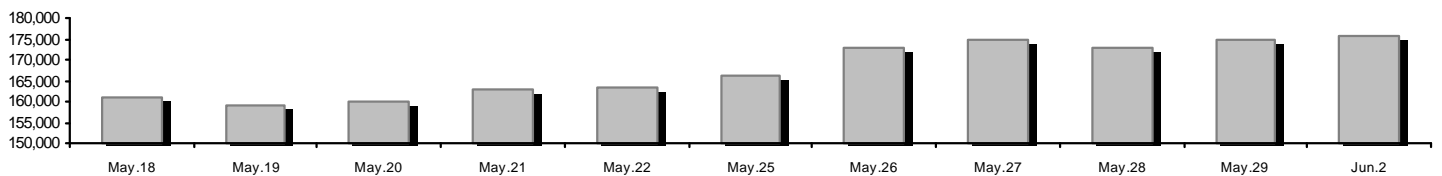
Summary of Markets

Athex Composite Share Price Index vs Shares and Derivatives Transactions Value

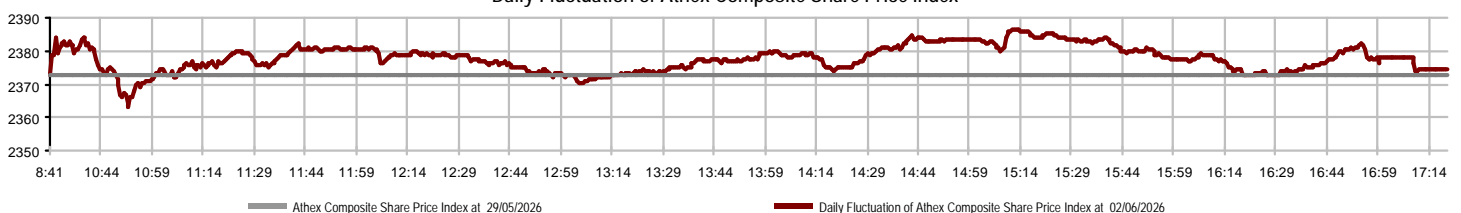


Euronext Athens Capitalisation (mill. €)**:	175,714.16		Derivatives Total Open Interest	1,952,512
Daily change: mill. €   %	1,075.80	0.62%	in Index Futures   % daily chng	10,260 -0.48%
Yearly Avg Capitalisation: mill. €   % chng prev year Avg	156,601.65	22.64%	in Stock Futures   % daily chng	1,934,398 0.04%
Athex Composite Share Price Index   % daily chng	2,374.48	0.08%	in Index Options   % daily chng	2,885 8.95%
Athex Composite Share Price Index Capitalisation (mill. €)	164,681.21		in Stock Options   % daily chng	4,969 1.53%
Daily change (mill. €)	489.74			
Securities' Transactions Value with Block Trades Method 6-1 (t)	324,142.79		Derivatives Contracts Volume:	14,377
Daily change: %	-695,917.98	-68.22%	Daily change: pieces   %	-16,351 -53.21%
YtD Avg Trans. Value: thou. €   % chng prev year Avg	348,828.54	61.44%	YtD Avg Derivatives Contracts % chng prev year Avg	70,827 23.00%
Blocks Transactions Value of Method 6-1 (thou. €)	63,727.38		Derivatives Trades Number:	1,571
Blocks Transactions Value of Method 6-2 & 6-3 (thou. €)	0.00		Daily change: number   %	-1,080 -40.74%
Bonds Transactions Value (thou.€)	1,942.36		YtD Avg Trades number % chng prev year Avg	2,952 33.48%
Securities' Transactions Volume with Block Trades Method 6-1 (tho)	37,672.08		Lending Total Open Interest	423,657
Daily change: thou. pieces   %	-75,416.25	-66.69%	Daily change: pieces   %	-10,443 -2.41%
YtD Avg Volume: % chng prev year Avg	51,728.04	24.08%	Lending Volume (Multilateral/Bilateral)	255,156
Blocks Transactions Volume of Method 6-1 (thou. Pieces)	5,524.04		Daily change: pieces   %	147,110
Blocks Transactions Volume of Method 6-2 & 6-3 (thou. Pieces)	0.00		Multilateral Lending	6,656
Bonds Transactions Volume	1,952,000		Bilateral Lending	248,500
Securities' Trades Number with Block Trades Method 6-1	77,213		Lending Trades Number:	6
Daily change: number   %	2,461	3.29%	Daily change: %	-13
YtD Avg Trades number % chng prev year Avg	74,791	49.26%	Multilateral Lending Trades Number	3
Number of Blocks Method 6-1	14		Bilateral Lending Trades Number	3
Number of Blocks Method 6-2 & 6-3	0			
Number of Bonds Transactions	279			

Euronext Athens Capitalisation (mill. €)\*\*



Daily Fluctuation of Athex Composite Share Price Index



## Athex Indices

Index name	02/06/2026	29/05/2026	pts.	%	Min	Max	Year min	Year max	Year change
Athex Composite Share Price Index	2,374.48 #	2,372.70	1.78	0.08%	2,363.08	2,386.60	1,998.09	2,407.09	11.97% #
Athex Composite Index Total Return Index	4,723.90 #	4,720.32	3.58	0.08%	4,701.22	4,748.03	3,942.63	4,750.19	13.01% #
Athex ESG Index	2,820.45 #	2,818.93	1.52	0.05%	2,805.40	2,835.49	2,361.87	2,867.98	12.72% #
ATHEX Small Cap Price Index	2,497.63 €	2,500.62	-2.99	-0.12%	2,481.31	2,528.75	2,193.29	2,627.20	-2.01% €
ATHEX EN.A. Growth Price Index	17,130.33 €	17,577.14	-446.81	-2.54%	17,030.86	17,577.14	16,134.09	20,788.55	-13.42% €
FTSE/Athex Large Cap	6,028.58 #	6,024.10	4.48	0.07%	5,995.68	6,060.49	5,057.48	6,153.73	12.66% #
FTSE/Athex Mid Cap Index	3,113.74 €	3,117.51	-3.77	-0.12%	3,106.84	3,133.45	2,510.28	3,133.45	10.22% #
FTSE/ATHEX High Dividend Yield Index	4,904.54 #	4,859.12	45.42	0.93%	4,859.12	4,915.02	4,495.63	5,149.57	-0.76% €
FTSE/Athex Market Index	1,422.70 #	1,422.06	0.64	0.05%	1,415.09	1,431.09	1,190.89	1,449.15	12.82% #
FTSE/Athex Banks	2,724.65 €	2,730.49	-5.84	-0.21%	2,696.63	2,751.53	2,143.30	2,859.37	18.78% #
FTSE/ATHEX TECHNOLOGY & TELECOMMUNICAT	7,253.23 #	7,241.20	12.03	0.17%	7,214.52	7,278.12	6,027.65	7,324.61	7.07% #
FTSE/ATHEX HEALTH CARE	6,526.06 #	6,472.00	54.06	0.84%	6,433.05	6,578.20	4,884.62	6,653.74	28.44% #
FTSE/ATHEX FINANCIAL SERVICES	12,739.00 €	12,766.24	-27.24	-0.21%	12,608.83	12,863.60	10,029.11	13,356.35	18.75% #
FTSE/ATHEX REAL ESTATE	5,442.87 #	5,418.23	24.64	0.45%	5,401.42	5,462.84	5,093.00	5,898.28	-3.09% €
FTSE/ATHEX CONSUMER DISCRETIONARY	4,759.21 #	4,738.46	20.75	0.44%	4,738.46	4,821.48	4,431.51	5,876.98	-18.52% €
FTSE/ATHEX CONSUMER STAPLES	10,171.44 #	10,006.32	165.12	1.65%	10,006.32	10,171.44	8,640.95	10,249.98	15.42% #
FTSE/ATHEX INDUSTRIALS	12,552.46 €	12,646.49	-94.03	-0.74%	12,501.00	12,733.64	10,051.45	12,776.62	24.88% #
FTSE/ATHEX BASIC MATERIALS	13,966.53 #	13,718.82	247.71	1.81%	13,718.82	14,057.83	8,778.94	14,057.83	46.61% #
FTSE/ATHEX ENERGY & UTILITIES	7,602.71 #	7,555.23	47.48	0.63%	7,555.23	7,659.39	6,127.28	7,683.70	10.55% #
Athex All Share Index	539.45 #	538.12	1.33	0.25%	539.45	539.45	460.14	542.74	11.39% #
Hellenic Mid & Small Cap Index	3,359.38 #	3,335.09	24.29	0.73%	3,335.09	3,363.38	2,761.30	3,363.38	16.03% #
FTSE/Athex Large Cap Total Return	10,892.41 #	10,884.32	8.09	0.07%			9,100.35	11,012.64	13.77% #
FTSE/Athex Mid Cap Total Return	4,491.94 €	4,497.38	-5.44	-0.12%			3,625.91	4,497.38	10.82% #
MSCI GREECE REBASED	9,545.28 €	9,566.95	-21.67	-0.23%	9,484.04	9,640.60	7,755.87	10,138.65	11.46% #
Hellenic Corporate Bond Index	145.12 #	145.02	0.10	0.07%			143.28	145.27	0.52% #
Hellenic Corporate Bond Price Index	92.99 #	92.94	0.05	0.06%			92.37	93.97	-1.00% €

Note 1: FTSE/Med 100, Hellenic Corporate Bond Price Index and Hellenic Corporate Bond Index closing prices refer to the previous trading day of 28/05/2026.

Note 2: The Hellenic Mid & Small Cap Index is a Customized index calculated by Euronext Athens.

## Analytic Figures for Athex Market's Boards and Categories

	Total Traded Securities	Main Market	Surveillance	Exchange Traded Funds (ETFs)
Totals	128	125	2	1
Gain / Lose / Same:	60 / 52 / 16	58 / 52 / 15	1 / 0 / 1	1 / 0 / 0
Euronext Athens Capitalisation (mill. €)	175,714.16	175,705.37	8.79	
Daily Average Trans/ons Value(thou.€)	348,828.54	348,727.22	5.08	411.74
Transactions Value	324,142.79	323,682.25	6.89	453.65
Main Board:	260,415.41	259,954.87	6.89	453.65
Blocks Board 6_2_3:	63,727.38	63,727.38	0.00	0.00
Forced Sales Board:	0.00	0.00	0.00	0.00
Special Terms Board:	0.00	0.00	0.00	0.00
Daily Average Transactions Volume	51,728,042	51,756,238	9,414	7,215
Transactions Volume	37,672,076	37,636,652	28,030	7,394
Main Board:	32,148,033	32,112,609	28,030	7,394
Blocks Board 6_2_3:	5,524,043	5,524,043	0	0
Forced Sales Board:	0	0	0	0
Special Terms Board:	0	0	0	0
Daily Average Number of Trades	74,791	74,634	11	148
Number of Trades	77,213	76,946	17	250
Main Board:	77,199	76,932	17	250
Blocks Board 6_2_3:	14	14	0	0
Forced Sales Board:	0	0	0	0
Special Terms Board:	0	0	0	0

## Trading Details by Euronext Athens Sectors and Financial Instruments (ETFs)

Code	Sectors	Gain / Lose / Same	Number of Trades	Transactions Volume	Transactions Value	% of Total Trans. Value
3010	- Banks	3 / 5 / 0	26,336	23,051,899	148,681,594.78	45.87%
5510	- Basic Resources	8 / 3 / 3	2,809	502,469	4,716,459.57	1.46%
5010	- Construction & Materials	3 / 8 / 0	8,288	1,390,907	22,528,162.88	6.95%
4020	- Consumer Products & Services	2 / 0 / 1	63	64,694	20,062.04	0.01%
6010	- Energy	3 / 0 / 1	4,204	486,161	11,042,383.02	3.41%
12000	- Financial Instruments	1 / 0 / 0	250	7,394	453,653.32	0.14%
3020	- Financial Services	0 / 3 / 2	282	34,896	251,306.57	0.08%
4510	- Food Beverage & Tobacco	3 / 2 / 0	546	54,840	1,789,947.32	0.55%
2010	- Health Care	2 / 1 / 0	237	128,177	227,664.14	0.07%
5020	- Industrial Goods & Services	10 / 9 / 1	4,688	908,292	11,407,654.33	3.52%
3030	- Insurance	1 / 1 / 0	101	40,924	132,692.48	0.04%
4030	- Media	0 / 3 / 0	282	124,266	615,601.70	0.19%
4520	- Personal Care, Drug & Grocery Stores	1 / 0 / 1	326	21,937	226,462.87	0.07%
3510	- Real Estate	7 / 4 / 1	2,795	1,085,512	3,404,172.65	1.05%
4040	- Retail	6 / 2 / 2	2,240	289,969	4,188,261.07	1.29%
1010	- Technology	4 / 5 / 3	1,701	507,974	2,683,692.84	0.83%
1510	- Telecommunications	1 / 1 / 0	5,112	803,216	14,604,057.41	4.51%
4050	- Travel & Leisure	2 / 3 / 1	6,200	3,722,603	16,766,928.15	5.17%
6510	- Utilities	3 / 2 / 0	10,753	4,445,946	80,402,034.80	24.80%

## Top 10 best &amp; worst performing Shares

## Main Market

With positive Price change	Closing price	change	With negative Price change	Closing price	change
MEDICON S.A (CR)	2.93	10.57% #	FRIGOGLASS SA (CR)	0.363	-3.97% €
Safe Bulkers, Inc. (CR)	6.3	10.53% #	Y/KNOT (CR)	1.33	-3.62% €
MOTOR OIL (CR)	39.4	6.54% #	ALUMIL (CR)	5.86	-2.98% €
THRACE PLASTICS SA (CR)	4.41	5.63% #	CrediaBank (CR)	1.26	-2.93% €
KRI-KRI S.A. (CR)	28.3	4.81% #	AVAX S.A. (CR)	3.58	-2.85% €
ELVALHALCOR (CR)	5.28	4.55% #	TITAN (CB)	49.92	-2.12% €
CENTRIC HOLDINGS (CR)	0.298	3.83% #	TRASTOR REAL EST. INV. CO.(CR)	0.946	-2.07% €
NAFPAKTOS TEXTILE (CR)	1.295	3.60% #	EVROFARMA (CR)	3.89	-2.02% €
GEN. COMMERCIAL & IND.SA (CR)	2.4	3.45% #	GEK TERNA (CR)	41.96	-1.87% €
EYDAP S.A. (CR)	10.68	2.89% #	ELLAKTOR (CR)	1.426	-1.79% €
With the highest Transactions Value	Value (thou. €)	change	With the highest Transactions Volume	Volume	change
PPC (CR)	68,435.77	-0.37% €	ALPHA BANK (CR)	7,348,266	0.26% #
NATIONAL BANK (CR)	58,702.64	0.10% #	EUROBANK (CR)	4,899,546	-0.80% €
PIRAEUS BANK (CR)	32,610.39	-0.41% €	NATIONAL BANK (CR)	3,956,114	0.10% #
ALPHA BANK (CR)	28,663.88	0.26% #	PIRAEUS BANK (CR)	3,562,175	-0.41% €
EUROBANK (CR)	19,380.87	-0.80% €	PPC (CR)	3,152,842	-0.37% €
GEK TERNA (CR)	14,619.69	-1.87% €	CrediaBank (CR)	2,680,801	-2.93% €
OTE (CR)	14,597.95	0.05% #	BALLY'S INTRALOT (CR)	2,499,402	-0.76% €
Allwyn AG (CR)	12,122.66	2.74% #	ADMIE (IPTO) HOLDING S.A. (CR)	1,022,989	1.01% #
MOTOR OIL (CR)	8,412.00	6.54% #	Allwyn AG (CR)	931,600	2.74% #
CENERGY HOLDINGS (CB)	7,581.76	2.24% #	OTE (CR)	802,281	0.05% #

Note: Stocks that are not included in the "Under Supervision" category, and the transactions value is more than 10,000 €.

## Derivatives Summary

	Number of Trades	Volume	Open Interest
Index Futures	105	433	10,260
FTSE/Athex Banks	1	20	3,254
FTSE/Athex Large Cap	104	413	7,006
MSCI GREECE REBASED	0	0	0
Stock Futures	1,455	13,729	1,934,398
ADMIE (IPTO) HOLDING S.A. (CR)	52	868	6,369
AEGEAN AIRLINES (CR)	43	144	3,342
AKTOR S.A. HOLDING CO. (CR)	20	133	104,682
Allwyn AG (CR)	110	510	13,260
ALPHA BANK (CR)	105	1,963	56,621
ATHENS INTL AIRPORT (CR)	0	0	324
AUTOHELLAS SA (CR)	0	0	123
AVAX S.A. (CR)	22	109	2,283
BALLY'S INTRALOT (CR)	59	3,107	1,409,819
BANK OF CYPRUS (CR)	0	0	1,085
CC HBC AG (CR)	0	0	378
CENERGY HOLDINGS (CB)	74	394	3,078
CrediaBank (CR)	35	650	99,509
ELLAKTOR (CR)	6	22	1,513
ELVALHALCOR (CR)	56	186	3,819
EUROBANK (CR)	73	901	48,483
EURONEXT ATHENS (CR)	10	50	330
EYDAP S.A. (CR)	7	10	13,125
FOURLIS (CR)	5	18	3,177
GEK TERNA (CR)	25	118	5,283
HELLENIQ ENERGY (CR)	26	128	4,054
INTRACOM HOLDINGS (CR)	87	428	14,559
JUMBO SA (CR)	25	42	6,943
LAMDA DEVELOPMENT SA (CR)	65	294	29,105
METLEN PLC (CR)	87	313	15,950
MIG (CR)	0	0	219
MOTOR OIL (CR)	36	70	427
NATIONAL BANK (CR)	45	295	15,759
OPTIMA BANK (CR)	4	15	443
OTE (CR)	8	23	837
P.P.A. S.A. (CR)	0	0	40
PIRAEUS BANK (CR)	197	2,302	47,686
PPC (CR)	93	392	17,644
QUEST HOLDINGS (CR)	5	16	218
TITAN (CB)	11	15	1,409
VIOHALCO SA/NV (CB)	64	213	2,502
Index Options	9	185	2,885
FTSE/Athex Large Cap	9	185	2,885
Stock Options	2	30	4,969
Allwyn AG (CR)	0	0	175
ALPHA BANK (CR)	0	0	2,070
NATIONAL BANK (CR)	0	0	321
OTE (CR)	2	30	378
PIRAEUS BANK (CR)	0	0	985
PPC (CR)	0	0	1,040
<b>Total Derivatives Traded</b>	<b>1,571</b>	<b>14,377</b>	<b>1,952,512</b>

Number of Outstanding Securities	Nominal Value	Dividends [1]			Date of Last Coupon		Note	Shares	Closing price	% change	Previous closing price/date	Open price	Price min	Price max	Last price	Avg price	Last Bid [7]	Last Ask [7]	P/E after tax	Year	Volume	Trades	Transactions Value[8]	Company Mkt Value (thou. €)	Year low	Year high	Sector[4]	
2023	2024	2025	Dividend [2]	Right																								
806,782,473	0.300	1.6123	1.4029	0.5	08/04/2026	25/06/2024	---	Allwyn AG (CR)	12.94	2.74 #	12.595	29/05/2026	12.6	12.6	13.2	12.94	13.013	500@12.94	2359@12.97	---	---	931,600	4,294	12,122,660.010	439,765.20	11.66	19.0367	40501020
2,315,261,358	0.290	0.026	0.0303	0.0485	01/12/2025	18/04/2017	---	ALPHA BANK (CR)	3.92	0.26 #	3.91	29/05/2026	3.87	3.858	3.94	3.92	3.901	972@3.91	14034@3.92	---	---	7,348,266	5,545	28,663,881.46	9,075,824.52	2.95	4.489	30101010
58,492,542	1.00	---	0.1	---	23/06/2025	27/01/2025	---	ALTER EGO MEDIA (CR)	5.35	-0.93 €	5.4	29/05/2026	5.4	5.3	5.49	5.35	5.354	2534@5.35	850@5.38	---	---	113,926	247	609,979.15	312,935.10	4.88	6.425	40301035
36,353,868	1.00	0.1	0.11	---	01/07/2025	21/08/2023	---	AUSTRIACARD (CB)	9.67	0.73 #	9.6	29/05/2026	9.6	9.59	9.7	9.67	9.664	2281@9.62	2552@9.67	---	---	35,558	120	343,626.46	351,541.90	6.04	9.76	10101010
48,624,764	0.080	0.7	0.85	0.85	24/04/2026	05/12/2022	---	AUTOHELLAS SA (CR)	11.04	0.36 #	11	29/05/2026	11.18	10.96	11.36	11.04	11.146	146@11.04	443@11.18	---	---	8,416	147	93,803.56	536,817.39	10.54	13.44	40401030
1,867,802,694	0.300	---	---	---	30/05/2013	10/10/2023	---	BALLY'S INTRALOT (CR)	1.176	-0.76 €	1.185	29/05/2026	1.188	1.174	1.189	1.176	1.181	6569@1.18	107905@1.18	---	---	2,499,402	849	2,952,007.69	2,196,535.97	0.822	1.194	40501020
435,962,305	0.100	---	0.48	0.7	25/05/2026	23/09/2024	---	BANK OF CYPRUS (CR)	9.45	0.53 #	9.4	29/05/2026	9.45	9.35	9.52	9.45	9.421	481@9.43	553@9.46	---	---	461,154	1,035	4,344,682.33	4,119,843.78	7.94	9.975	30101010
212,384,903	0.08	0.14	---	---	24/06/2025	07/12/2016	---	CENERGY HOLDINGS (CB)	25.54	2.24 #	24.98	29/05/2026	25.7	25.26	26.14	25.54	25.556	600@25.52	250@25.56	---	2025	296,676	2,266	7,581,760.64	5,424,310.42	15.12	26.3	50202010
373,239,562	6.70	0.93	1.03	1.2	14/05/2026	29/04/2013	---	CC HBC AG (CR)	49	0.20 #	48.9	29/05/2026	50.1	48.85	50.1	49	49.038	4@48.90	75@49.00	---	---	14,862	188	728,796.708	288,738.54	42.5	55.75	45101020
1,993,012,407	0.050	---	---	---	04/06/2008	16/10/2024	---	CrediaBank (CR)	1.26	-2.93 €	1.298	29/05/2026	1.298	1.26	1.31	1.26	1.287	28872@1.26	15106@1.26	---	---	2,680,801	1,483	3,450,979.77	2,511,195.63	0.871	1.722	30101010
3,631,510,801	0.220	0.0933	0.105	0.0468	06/11/2025	20/05/2019	---	EUROBANK (CR)	3.959	-0.80 €	3.991	29/05/2026	3.99	3.879	3.99	3.959	3.956	4667@3.96	8346@3.97	---	---	4,899,546	5,009	19,380,865.524	3,771,151.26	3.162	4.392	30101010
51,889,670	1.00	0.12	0.15	---	27/06/2025	23/07/2019	---	FOURLIS (CR)	4.39	-0.34 €	4.405	29/05/2026	4.34	4.34	4.425	4.39	4.386	535@4.36	107@4.40	---	---	20,463	141	89,757.08	227,795.65	4.04	4.98	40401010
305,635,185	2.18	0.9	0.75	0.2	19/01/2026	01/10/2003	---	HELLENIO ENERGY (CR)	10.3	---	10.3	29/05/2026	10.32	10.3	10.49	10.3	10.393	10@10.29	302@10.40	---	---	250,313	1,168	2,601,397.11	3,148,042.41	8.4	10.49	60101020
83,600,000	0.690	0.0504	0.1209	---	22/09/2025	02/07/2024	---	INTRACOM HOLDINGS (CR)	3.72	-0.27 €	3.73	29/05/2026	3.8	3.71	3.805	3.72	3.752	1210@3.72	2839@3.72	---	---	162,534	552	609,901.90	310,992.00	2.685	3.87	10101010
134,365,561	0.880	1.4726	0.5063	---	23/03/2026	05/03/2014	---	JUMBO SA (CR)	23.1	-0.77 €	23.28	29/05/2026	23.68	23.1	23.74	23.1	23.272	101@23.08	595@23.12	---	---	159,841	1,630	3,719,837.06	3,103,844.46	21.22	28.7	40401010
176,736,715	0.300	---	---	---	30/05/2007	27/11/2019	---	LAMDA DEVELOPMENT SA (CR)	6.23	0.89 #	6.175	29/05/2026	6.175	6.175	6.25	6.23	6.218	1500@6.22	3200@6.24	---	---	341,349	1,524	2,122,623.03	1,101,069.73	5.85	7.76	35101010
169,043,561	0.300	---	0.02	---	17/07/2025	28/11/2022	---	LAVIPHARM SA (CR)	1.63	-1.45 €	1.654	29/05/2026	1.654	1.63	1.69	1.63	1.657	2@1.63	199@1.64	---	---	99,565	125	164,962.26	275,541.00	0.937	1.738	20103015
143,022,980	1.00	---	---	---	04/08/2025	---	---	METLEN PLC (CR)	41.5	-0.86 €	41.86	29/05/2026	41.98	41.32	42.16	41.5	41.615	207@41.48	50@41.60	---	---	167,160	2,554	6,956,327.40	5,935,453.67	31.9	47.68	65102000
126,502,434	0.500	0.0304	0.0302	---	15/05/2025	28/07/2021	---	PREMIA (CR)	1.422	0.85 #	1.41	29/05/2026	1.418	1.41	1.428	1.422	1.418	198@1.42	2250@1.42	---	---	156,690	269	222,232.97	179,886.46	1.236	1.49	35102000
24,823,934	0.230	0.049	0.0647	---	01/07/2025	08/06/2022	---	PROFILE SA (CR)	7.57	-0.26 €	7.59	29/05/2026	7.63	7.45	7.63	7.57	7.505	500@7.50	180@7.57	---	---	33,106	102	248,462.88	187,917.18	6	8.12	10101010
70,029,804	1.00	---	---	---	15/05/2025	---	---	QUALCO GROUP (CR)	5.93	---	5.93	29/05/2026	5.94	5.9	5.96	5.93	5.922	780@5.90	1050@5.94	---	---	43,612	131	258,253.41	415,276.74	5.08	6.73	10101015
35,377,749	0.280	---	---	---	18/07/2005	22/12/2025	---	QUALITY & RELIABILITY SA (CR)	1.282	-0.47 €	1.288	29/05/2026	1.27	1.26	1.296	1.282	1.279	300@1.27	3000@1.28	---	---	70,229	95	89,833.05	45,354.27	1	1.43	10101010
101,826,580	0.001	---	---	---	02/06/2026	---	---	Safe Bulkers, Inc. (CR)	6.3	10.53 #	---	---	6.7	6.05	6.9	6.3	6.4	665@6.25	288@6.30	---	---	117,056	306	749,142.25	641,507.45	6.05	6.9	50206030
78,325,475	0.85	3	---	---	30/06/2025	23/07/2019	---	TITAN (CB)	49.92	-2.12 €	51	29/05/2026	51	49.74	51.1	49.92	50.033	12@49.88	24@49.94	---	---	71,145	1,094	3,559,619.57	3,910,007.71	42.6	59	50101030
259,189,761	0.12	0.16	---	---	24/06/2025	26/02/2016	---	VIOHALCO SA/NV (CB)	21	0.72 #	20.85	29/05/2026	21	20.85	21.35	21	21.05	640@20.90	751@21.05	---	---	142,484	1,307	2,999,257.65	5,442,984.98	11.4	21.35	55102015
148,321,516	0.300	0.03	0.07	---	02/09/2025	22/01/2020	---	AVAX S.A. (CR)	3.58	-2.85 €	3.685	29/05/2026	3.63	3.5	3.67	3.58	3.604	2162@3.58	2100@3.60	---	---	437,649	831	1,577,246.33	530,991.03	2.79	3.735	50101010
232,000,000	2.12	0.0582	0.1207	0.1207	25/09/2025	19/06/2017	---	ADMIE (IPTO) HOLDING S.A. (CR)	4	1.01 #	3.96	29/05/2026	3.995	3.95	4.08	4	4.015	60@3.97	52@4.01	---	2025	1,022,989	1,307	4,107,234.38	928,000.00	2.76	4.1	65101015
90,167,100	0.500	0.7515	0.8041	0.903	28/04/2026	24/05/2021	---	AEGEAN AIRLINES (CR)	12.38	-0.08 €	12.39	29/05/2026	12.39	12.2	12.53	12.38	12.322	13@12.37	1751@12.40	---	---	104,397	826	1,286,355.61	1,116,268.70	10.8	15.36	40501010
204,002,463	0.300	---	---	---	12/08/2008	07/01/2025	---	AKTOR S.A. HOLDING CO. (CR)	10.22	-1.35 €	10.36	29/05/2026	10.36	10.08	10.42	10.22	10.19	915@10.20	7111@10.24	---	---	212,869	816	2,169,206.56	2,084,905.17	9.25	11.7	50101010
103,423,291	0.570	---	0.4134	---	25/06/2025	28/08/2024	---	GEK TERNA (CR)	41.96	-1.87 €	42.76	29/05/2026	43	41.52	43	41.96	42.063	186@41.96	1132@41.98	---	---	347,566	4,741	14,619,694.26	4,339,641.29	25.28	43.44	50101010
597,396,677	2.48	0.25	0.4	---	21/07/2025	12/12/2001	---	PPC (CR)	21.48	-0.37 €	21.56	29/05/2026	21.98	21.24	22.32	21.48	21.706	23512@21.46	4475@21.56	---	---	3,152,842	6,222	68,435,768.84	2,832,080.62	16.28	22.5	65101015
318,197,905	1.00	0.33	0.7862	0.6621	22/04/2026	07/02/2024	---	ATHENS INTL AIRPORT (CR)	10.31	1.38 #	10.17	29/05/2026	10.17	10.13	10.33	10.31	10.237	500@10.22	2798@10.23	---	2025	200,973	1,066	2,057,310.67	3,280,619.37	9.6705	11.9882	50206060
914,715,153	1.00	0.3643	0.4442	0.221	10/11/2025	29/08/2018	---	NATIONAL BANK (CR)	14.84	0.10 #	14.825	29/05/2026	14.69	14.605	15.095	14.84	14.838	105@14.84	111@14.94	---	---	3,956,114	6,182	58,702,638.973	574,372.87	12.06	16.005	30101010
27,728,682	0.260	(0.06)	0.065	---	14/07/2025	24/07/2024	---	EKTER SA (CR)	4.97	0.40 #	4.95	29/05/2026	4.97	4.94	5.03	4.97	4.971	8@4.96	1143@4.97	---	---	61,559	230	305,980.64	137,811.55	3.28	5.03	50101010
375,241,586	0.390	0.04	0.0901	---	26/06/2025	14/07/2006	---	ELVALHALCOR (CR)	5.28	4.55 #	5.05	29/05/2026	5.05															

Daily Official List

Year: 147 Trading Day No: 99

Section 2: Analytic Figures of Shares Transactions

Tuesday, 2 June, 2026

Number of Outstanding Securities	Nominal Value	Dividends [1]			Date of Last Coupon		Note	Shares	Closing price	% change	Previous closing price/date	Open price	Price min	Price max	Last price	Avg price	Last Bid [7]	Last Ask [7]	P/E after tax	Year	Volume	Trades	Transactions Value[8]	Company Mkt Value (thou. €)	Year low	Year high	Sector[4]	
		2023	2024	2025	Dividend [2]	Right																						
403,853,127	2.83	0.7216	0.8434	---	22/12/2025	18/06/1998	---	OTE (CR)	18.2	0.05 #	18.19	29/05/2026	18.19	17.97	18.25	18.2	18.196	2@18.18	17863@18.20	---	---	802,281	5,098	14,597,945.61	7,350,126.91	15.38	18.87	15102015
63,700,000	0.780	0.2313	0.3139	0.3952	04/05/2026	13/06/2018	---	GR. SARANTIS S.A. (CR)	15.46	1.98 #	15.16	29/05/2026	15.26	15.2	15.46	15.46	15.303	104@15.22	163@15.46	---	---	12,766	276	195,364.24	984,802.00	12.92	15.74	45201020
221,322,426	1.15	(0.1467)	(0.19)	---	23/06/2025	09/07/2025	---	OPTIMA BANK (CR)	10.52	-1.13 €	10.64	29/05/2026	10.85	10.35	10.85	10.52	10.506	19@10.50	291@10.55	---	---	139,919	954	1,470,007.80	2,328,311.92	7.59	10.95	30101010
1,235,953,028	0.930	0.0632	---	---	10/07/2024	03/06/2025	---	PIRAEUS BANK (CR)	9.112	-0.41 €	9.15	29/05/2026	9.13	9.014	9.26	9.112	9.155	650@9.11	1237@9.11	---	---	3,562,175	6,081	32,610,388.78	1,262,003.99	6.53	9.26	30101010
<b>Main Market - Medium Liquidity Class</b>																												
13,126,020	0.660	0.1376	0.1713	---	16/12/2025	04/09/2020	---	AS COMPANY SA (CR)	4.77	0.63 #	4.74	29/05/2026	4.78	4.73	4.83	4.77	4.759	24@4.73	495@4.77	---	---	13,055	30	62,124.06	62,611.12	3.62	4.9	40401030
14,000,000	1.95	0.26	0.5	---	24/06/2025	26/03/2024	---	ALPHA REAL ESTATE (CR)	7.46	0.54 #	7.42	29/05/2026	7.42	7.42	7.46	7.46	7.445	160@7.32	174@7.46	---	---	5,776	45	43,001.96	104,440.00	6.94	7.58	35101015
3,150,744	0.360	0.563	0.5842	---	27/05/2025	02/06/2020	---	ALPHA TRUST HOLDINGS (CR)	19.95	---	19.95	29/05/2026	19.95	19.95	19.95	19.95	19.95	199@19.90	1884@20.00	---	---	1,200	7	23,940.00	62,857.34	11.9	20	30202010
243,164,193	0.300	0.07	0.07	---	12/09/2025	05/12/2023	---	ATTICA HOLDINGS (CR)	1.63	---	1.63	29/05/2026	1.63	1.62	1.64	1.63	1.632	185@1.62	110@1.63	---	---	6,242	26	10,185.62	396,357.63	1.5	2.06	40501015
178,157,803	0.040	---	---	---	01/07/2008	21/02/2020	---	AVE (CR)	0.44	-0.23 €	0.441	29/05/2026	0.468	0.438	0.468	0.438	0.447	---	4900@0.438	---	---	9,050	25	4,044.00	78,389.43	0.421	0.49	40301010
48,175,778	2.10	---	0.135	0.2	06/05/2026	27/12/2024	---	BRIQ PROPERTIES (CR)	3.09	1.98 #	3.03	29/05/2026	3.04	3.04	3.1	3.1	3.083	2001@3.03	2200@3.10	---	---	18,680	43	57,596.56	148,863.15	2.8604	3.1604	35102000
101,123,806	0.360	---	---	---	22/07/2010	28/06/2011	---	CENTRIC HOLDINGS (CR)	0.298	3.83 #	0.287	29/05/2026	0.297	0.293	0.298	0.298	0.297	200@0.296	3149@0.298	---	---	34,500	30	10,245.26	30,134.89	0.276	0.42	40203040
784,500	10.00	0.5008	0.4	0.3	02/06/2026	31/07/2018	---	CNL CAPITAL (CR)	6.95	-2.80 €	7.15	29/05/2026	7.1	6.95	7.1	6.95	7.014	40@6.95	100@7.00	---	2025	328	5	2,300.60	5,452.28	6.3	7.6	30202010
10,567,700	0.300	---	---	---	06/10/2005	13/02/2002	---	CPI SA (CR)	0.522	---	0.522	29/05/2026	0.522	0.522	0.522	0.522	0.522	660@0.514	600@0.520	---	---	1,000	2	522.00	5,516.34	0.442	0.646	10102030
18,680,300	0.050	---	---	---	06/07/2022	---	---	DIMAND (CR)	13	-0.76 €	13.1	29/05/2026	13	12.85	13.25	13	12.999	500@12.85	40@13.00	---	---	14,290	74	185,751.70	242,843.90	10.95	13.5	35101010
15,583,480	0.100	---	0.04	---	07/07/2025	02/02/2026	---	E.I.N.S. (CR)	1.936	-1.73 €	1.97	29/05/2026	1.946	1.922	1.968	1.936	1.938	5130@1.92	10@1.94	---	---	63,525	142	123,127.01	30,169.62	1.38	2.115	50205020
60,348,000	0.420	0.2504	0.3025	---	23/06/2025	04/08/2021	---	EURONEXT ATHENS (CR)	7.36	-0.27 €	7.38	29/05/2026	7.3	7.29	7.41	7.36	7.348	400@7.28	11@7.36	---	---	12,526	157	92,041.17	444,161.28	5.72	7.49	30202015
121,168,897	0.040	---	---	---	07/07/2010	16/01/2024	5160	FRIGOGLASS SA (CR)	0.363	-3.97 €	0.378	29/05/2026	0.382	0.36	0.386	0.363	0.371	700@0.363	1538@0.372	---	2024	51,288	43	19,002.67	43,984.31	0.291	0.5	50204000
56,003,921	1.55	---	---	---	30/08/1993	29/01/2026	---	IDEAL HOLDINGS (CR)	7.02	0.72 #	6.97	29/05/2026	6.97	6.97	7.09	7.02	7.019	1500@7.01	828@7.02	---	---	56,309	230	395,207.56	393,147.53	5.3	7.09	10102030
4,740,000	0.860	---	---	---	14/03/2003	---	---	LOGISMOS S.A. (CR)	2.08	---	2.08	29/05/2026	2.06	2.06	2.08	2.08	2.076	220@2.04	488@2.08	---	2025	488	5	1,013.28	9,859.20	1.96	2.58	10101015
17,120,280	0.940	0.12	0.3	---	26/05/2025	26/06/2023	---	LOULIS FOOD (CR)	3.86	0.26 #	3.85	29/05/2026	3.86	3.77	3.86	3.86	3.828	100@3.83	170@3.86	---	---	3,885	27	14,870.70	66,084.28	3.42	4.1	45102020
4,419,616	1.58	0.06	0.13	---	07/07/2025	04/03/2015	---	MEDICON S.A (CR)	2.93	10.57 #	2.65	29/05/2026	2.7	2.7	2.96	2.94	2.832	250@2.87	33@2.92	---	---	11,081	54	31,384.18	12,949.47	2.32	2.96	20102010
468,700	2.8	2.4	---	---	12/06/2025	21/05/2004	---	MERMEREN KOMB. A.D. PR. (GDR)	33	5.10 #	31.4	29/05/2026	32.6	32.6	33	33	32.885	1@31.00	98@33.00	---	2025	66	5	2,170.40	15,467.10	30	36.2	55102000
10,500,000	0.950	0.15	0.25	---	04/07/2025	21/07/2023	---	MEVACO SA (CR)	8.68	0.70 #	8.62	29/05/2026	8.68	8.4	8.68	8.68	8.545	100@8.54	293@8.68	---	2025	1,578	29	13,483.42	91,140.00	8.2	9.85	55102015
31,400,000	0.400	---	---	---	26/04/2007	10/05/2023	---	MIG (CR)	3.3	---	3.3	29/05/2026	3.29	3.25	3.3	3.3	3.283	220@3.28	414@3.30	---	---	7,984	35	26,214.78	103,620.00	2.82	3.85	30202000
153,908,095	0.870	0.0229	0.0248	0.0303	15/05/2026	02/08/2024	---	ORILINA PROPERTIES REIC (CR)	0.84	1.21 #	0.83	29/05/2026	0.81	0.81	0.84	0.84	0.829	2500@0.838	500@0.846	---	---	35,007	69	29,008.31	129,282.80	0.77	0.888	35102000
14,101,683	0.100	0.0526	0.1091	0.1423	02/06/2026	02/11/2021	---	PERFORMANCE TECHNOLOGIES (CR)	9.49	-1.45 €	9.63	29/05/2026	9.63	9.43	9.63	9.43	9.551	165@9.40	250@9.53	---	---	17,093	70	163,252.31	133,824.97	6.62	9.75	10101010
107,222,688	0.440	0.22	0.3	---	23/06/2025	16/03/2022	---	QUEST HOLDINGS (CR)	7.71	1.05 #	7.63	29/05/2026	7.68	7.63	7.77	7.71	7.714	2505@7.71	410@7.75	---	---	24,305	179	187,500.45	826,686.92	6.07	7.77	10101010
30,703,824	0.400	0.04	0.0509	---	19/08/2025	06/08/2021	---	REAL CONSULTING (CR)	6.88	2.69 #	6.7	29/05/2026	6.88	6.66	6.98	6.88	6.791	50@6.66	1282@6.88	---	---	45,637	122	309,925.04	211,242.31	4.95	6.98	10101010
6,456,530	1.08	0.16	0.15	---	21/07/2025	02/08/2010	---	SPACE HELLAS SA (CR)	6.48	-0.61 €	6.52	29/05/2026	6.46	6.46	6.58	6.48	6.537	145@6.48	97@6.54	---	---	935	14	6,111.80	41,838.31	5.92	8.48	15101010
121,750,863	1.60	0.08	0.1	0.0651	30/12/2025	10/11/2023	---	TRADE ESTATES REIC (CR)	2.035	-0.25 €	2.04	29/05/2026	2.04	2.03	2.07	2.035	2.05	1396@2.03	2503@2.06	---	---	52,144	57	106,910.65	247,763.01	1.81	2.085	35102045
17,513,933	0.300	---	---	---	16/11/1992	09/10/2025	---	UNIBIOS (CR)	2.54	0.20 #	2.535	29/05/2026	2.52	2.51	2.58	2.55	2.556	100@2.52	3550@2.54	---	---	7,151	22	18,279.97	44,485.39	2.13	2.97	50204000
37,975,800	0.600	---	---	---	10/09/2019	01/04/2026	---	YIKNOT (CR)	1.33	-3.62 €	1.38	29/05/2026	1.395	1.325	1.395	1.33	1.371	2450@1.33	2000@1.35	---	---	177,262	198	242,979.22	50,507.81	0.7326	1.7394	40501015
32,413,681	0.370	---	---	---	15/07/2009	11/05/2000	---	ALUMIL (CR)	5.86	-2.98 €	6.04	29/05/2026	6.03	5.76	6.09	5.86	5.914	113@5.84	512@5.86	---	---	31,977	138	189,122.67	189,944.17	5	6.88	55102035
3,734,164	3.44	0.4954	0.5896	0.4204	25/05/2026	19/07/2022	---	ANDROMEDA SA (CR)	8.3	-1.43 €	8.42	29/05/2026	8.34	8.16	8.38	8.34	8.307	370@8.28	100@8.34	---	2025	12,858	78	106,810.02	30,993.56	7.58	10.8	30204000
23,986,500	1.00	---	---	---	26/06/2009	25/08/2025	---	BIOKARPET S.A.(CR)	1.65	-1.79 €	1.68	29/05/2026	1.694	1.62	1.694	1.65	1.657	1000@1.63	1791@1.65	---	---	23,714	80	39,298.83	39,577.73	1.45	2.06	50101035
6,325,000	0.600	0.145	0.07	---	28/07/2025	17/02/2014	---	VOYATZOGLOU (CR)	2.05	-1.4																		

Number of Outstanding Securities	Nominal Value	Dividends [1]			Date of Last Coupon		Note	Shares	Closing price	% change	Previous closing price/date	Open price	Price min	Price max	Last price	Avg price	Last Bid [7]	Last Ask [7]	P/E after tax	Year	Volume	Trades	Transactions Value[8]	Company Mkt Value (thou. €)	Year low	Year high	Sector[4]		
		2023	2024	2025	Dividend [2]	Right																							
15,878,748	0.480	---	---	---	10/07/2006	22/03/2004	---	DOMIKI KRITIS SA (CR)	2.95	-0.34	€	2.96	29/05/2026	2.98	2.9	2.98	2.95	2.944	151@2.95	1500@2.96	---	---	15,438	41	45,446.53	46,842.31	1.89	3.18	50101010
34,720,000	0.310	---	---	---	16/06/2010	01/08/2007	---	DROMEAS SA (CR)	0.31	4.38	#	0.297	29/05/2026	0.3	0.298	0.327	0.32	0.306	3000@0.304	430@0.318	---	---	28,162	25	8,628.74	10,763.20	0.295	0.39	40202015
13,673,200	0.420	0.05	0.05	---	19/08/2025	26/07/2001	---	EVROFARMA (CR)	3.89	-2.02	€	3.97	29/05/2026	3.91	3.88	4.04	3.89	3.933	810@3.89	994@3.98	---	---	3,194	47	12,563.42	53,188.75	3.02	4.07	45102020
18,146,007	1.00	---	---	---	23/08/2023	10/09/2010	---	ELASTRON (CR)	2.56	-1.54	€	2.6	29/05/2026	2.6	2.56	2.62	2.56	2.588	150@2.54	200@2.57	---	---	14,370	40	37,187.90	46,453.78	2.02	2.65	55102010
23,828,130	0.500	0.108	0.1366	---	14/07/2025	17/02/2009	---	ELINOIL S.A. (CR)	2.13	1.43	#	2.1	29/05/2026	2.1	2.1	2.14	2.13	2.121	300@2.10	180@2.14	---	---	1,505	15	3,191.65	50,753.92	2.07	2.59	60101020
19,864,886	5.60	0.672	0.672	0.672	23/04/2026	02/07/2008	---	BANK OF GREECE (CR)	14.85	-0.34	€	14.9	29/05/2026	14.9	14.75	14.9	14.85	14.819	55@14.80	12@14.85	---	2025	3,924	47	58,150.15	294,993.56	14.55	17.5	30101010
26,730,187	0.520	---	0.07	---	09/07/2025	01/08/2017	---	ELTON SA (CR)	1.915	1.86	#	1.88	29/05/2026	1.93	1.87	1.93	1.915	1.896	100@1.90	1190@1.92	---	---	16,401	50	31,092.16	51,188.31	1.62	2.22	50205010
36,300,000	1.12	0.0276	0.055	---	01/07/2025	12/12/2007	---	THESSALONIKA WATER & SEWERAGE	4.465	0.79	#	4.43	29/05/2026	4.48	4.4	4.5	4.465	4.476	101@4.46	136@4.47	---	---	29,835	134	133,550.20	162,079.50	3.4	4.5	65102030
143,352,325	0.260	---	---	---	29/08/2022	28/04/2025	---	EVROPI HOLDINGS S.A. (CR)	2.085	-1.19	€	2.11	29/05/2026	2.08	2.065	2.13	2.09	2.084	316@2.09	2267@2.10	---	---	31,056	57	64,734.14	298,889.60	1.77	2.34	30302025
86,735,980	0.310	0.02	---	---	22/07/2024	07/09/2023	---	ATHENS MEDICAL CENTER SA (CR)	1.8	0.28	#	1.795	29/05/2026	1.81	1.765	1.81	1.8	1.786	1102@1.79	15747@1.80	---	---	17,531	58	31,317.70	156,124.76	1.565	2.07	20101010
114,320,400	0.100	---	---	---	26/11/2021	05/08/2019	---	IKTINOS HELLAS SA (CR)	0.355	-0.84	€	0.358	29/05/2026	0.3675	0.355	0.3675	0.355	0.359	2500@0.354	897@0.366	---	---	40,941	105	14,697.54	40,583.74	0.302	0.4535	50101035
14,111,198	0.450	(0.0133)	0.07	---	31/07/2025	09/01/2025	---	ILYDA S.A. (CR)	4.165	-0.60	€	4.19	29/05/2026	4.13	4.12	4.335	4.165	4.209	62@4.17	495@4.19	---	2025	18,103	93	76,194.50	58,773.14	3.74	5.52	10101015
3,417,600	0.100	0.016	---	---	04/07/2024	02/04/2024	---	INTERWOOD-XYLEMPORIA (PR)	0.416	---	~	0.416	29/05/2026	---	---	---	---	---	17@0.408	1944@0.410	---	---	---	---	---	14,047.76	0.4	0.76	50101020
45,417,399	0.100	---	---	---	25/07/2008	02/04/2024	---	INTERWOOD-XYLEMPORIA (CR)	0.278	4.51	#	0.266	29/05/2026	0.267	0.263	0.278	0.278	0.266	320@0.264	2849@0.278	---	---	26,501	26	7,043.83	14,047.76	0.201	0.295	50101020
18,567,912	0.590	0.16	0.201	---	02/07/2025	26/01/2021	---	INTERLIFE G.C.I.(CR)	6.92	2.06	#	6.78	29/05/2026	6.8	6.8	6.94	6.92	6.887	939@6.86	223@6.92	---	2025	9,868	44	67,958.34	128,489.95	5.56	7	30302025
8,424,900	0.500	---	---	---	12/07/2010	04/07/2019	---	INTERTECH SA (CR)	1.56	---	~	1.56	29/05/2026	1.505	1.49	1.56	1.56	1.508	99@1.49	102@1.56	---	2025	2,260	12	3,407.98	13,142.84	0.99	1.615	50205010
2,760,000	11.83	12.4	14	---	30/05/2025	16/07/1990	---	KARELIA (CR)	424	-0.23	€	425	29/05/2026	418	418	424	424	422.081	366@420.00	3@429.00	---	---	297	34	125,358.00	1,170,240.00	354	434	45103010
19,804,134	0.150	---	---	---	01/07/2004	06/11/2017	---	KEKROPS SA (CR)	1.97	1.28	#	1.945	29/05/2026	2	1.93	2	1.97	1.946	250@1.93	904@1.97	---	2025	5,181	37	10,081.16	39,014.14	1.53	2.35	35101010
11,510,102	0.890	---	---	---	24/06/2005	06/10/1999	---	NAFPAKTOS TEXTILE (CR)	1.295	3.60	#	1.25	29/05/2026	1.225	1.225	1.3	1.295	1.275	500@1.25	1583@1.30	---	---	16,491	76	21,022.82	14,905.58	1.175	1.69	55101020
21,224,340	0.420	---	---	---	06/09/2022	25/04/2006	---	KORDELLOS BROS SA (CR)	0.452	-0.44	€	0.454	29/05/2026	0.455	0.452	0.455	0.452	0.452	1201@0.431	904@0.449	---	2025	232	7	104.90	9,593.40	0.366	0.554	55102010
33,065,136	0.380	0.3506	0.4007	---	21/08/2025	16/09/2013	---	KRI-KRI S.A. (CR)	28.3	4.81	#	27	29/05/2026	27	27	28.3	28.3	27.862	106@28.15	1801@28.50	---	2025	32,602	250	908,358.50	935,743.35	19.18	28.3	45102020
6,200,000	0.500	---	---	---	22/06/2010	01/11/1995	---	MINERVA KNITWEAR (CR)	0.585	---	~	0.585	29/05/2026	0.585	0.57	0.585	0.57	0.585	498@0.570	1@0.575	---	---	2,032	8	1,188.04	3,627.00	0.473	0.772	40204020
5,939,268	0.620	---	---	---	10/07/2003	03/01/2002	---	LANAKAM SA (CR)	1.45	2.47	#	1.415	29/05/2026	1.465	1.4	1.48	1.45	1.406	501@1.34	1598@1.45	---	---	1,124	10	1,580.41	8,611.94	0.96	1.67	40401020
9,819,370	0.500	---	---	---	14/08/2007	09/01/2004	---	MATHIOS REFRACTORY SA (CR)	0.71	1.43	#	0.7	29/05/2026	0.7	0.69	0.735	0.71	0.717	1600@0.710	3007@0.730	---	---	4,783	30	3,430.09	6,971.75	0.59	0.97	55101000
30,150,000	0.360	0.122	0.1335	---	17/06/2025	25/04/2019	---	MOTODYNAMICS S.A. (CR)	2.55	0.39	#	2.54	29/05/2026	2.56	2.53	2.59	2.55	2.566	55@2.54	50@2.59	---	---	23,163	54	59,432.03	76,882.50	2.23	2.7	40401030
126,431,958	2.50	0.025	0.043	---	03/06/2025	05/06/2024	---	NOVAL PROPERTY REIC (CR)	2.64	-0.38	€	2.65	29/05/2026	2.61	2.61	2.65	2.65	2.639	1105@2.63	1944@2.65	---	2025	13,765	33	36,328.67	333,780.37	2.51	2.92	35102045
10,080,000	3.00	1.3	2	2.2	14/05/2026	27/08/2001	---	TPA SA (CR)	36.8	-0.54	€	37	29/05/2026	37.5	36.8	37.5	36.8	37.443	49@36.80	130@37.30	---	---	980	12	36,694.00	370,944.00	33.2	40.2	50206060
25,000,000	2.00	1.336	1.92	---	04/08/2025	08/08/2003	---	P.P.A. S.A. (CR)	39.75	-1.61	€	40.4	29/05/2026	40	39.55	40.2	39.75	39.866	320@39.75	200@40.00	---	2025	3,193	147	127,293.45	993,750.00	35.4	41.1	50206060
68,926,799	0.240	---	---	---	07/07/2023	---	---	ONYX TOURISTIKI S.A. (CR)	1.6	1.01	#	1.584	29/05/2026	1.586	1.57	1.6	1.6	1.583	150@1.57	1330@1.60	---	---	36,143	81	57,222.38	110,282.88	1.33	2.22	40401020
4,971,466	1.46	---	---	---	04/07/2007	08/10/2003	---	PAIRIS SA (CR)	0.778	-2.75	€	0.8	29/05/2026	0.8	0.778	0.82	0.778	0.801	480@0.778	298@0.800	---	---	3,578	14	2,866.08	3,867.80	0.6	0.984	50203030
27,098,594	0.540	0.0702	0.0605	0.0909	21/04/2026	14/01/2021	---	PAPOUTSANIS (CR)	3.4	---	~	3.4	29/05/2026	3.4	3.35	3.4	3.4	3.391	600@3.36	1@3.40	---	2025	9,171	50	31,098.63	92,135.22	3.32	4.06	45201020
7,070,400	0.930	0.8645	0.3242	---	11/07/2025	06/05/2016	---	PETROPOULOS PETROS (CR)	8.02	1.01	#	7.94	29/05/2026	8.06	8	8.08	8.02	8.041	2800@8.00	200@8.08	---	---	4,210	23	33,851.60	56,704.61	7.58	8.98	50206015
43,741,452	0.660	0.2388	0.2391	0.07	19/01/2026	01/11/1999	---	THRACE PLASTICS SA (CR)	4.41	5.63	#	4.175	29/05/2026	4.175	4.17	4.41	4.41	4.312	600@4.40	162@4.42	---	---	109,428	436	471,817.84	192,899.80	3.55	4.535	50203015
21,912,599	0.300	0.0485	0.0483	0.049	26/05/2026	23/02/2007	---	REVOIL (CR)	1.68	0.60	#	1.67	29/05/2026	1.65	1.635	1.68	1.68	1.662	160@1.67	2018@1.68	---	---	15,522	36	25,798.26	36,813.17	1.535	1.86	60101020
13,582,223	1.35	---	---	---	24/06/2008	02/02/2016	---	SIDMA STEEL (CR)	1.925	---	~	1.925	29/05/2026	1.925	1.88	1.925	1.925	1.911	120@1.91	99@1.93	---	---	14,770	32	28,229.85	26,145.78	1.455	2.12	55102010
40,693,350	5.00	---	---	---	03/07/2006	26/05/2015	---	TECHNICAL OLYMPIC SA (CR)	2.54	0.79	#	2.52	29/05/2026	2.58	2.5	2.58	2.54	2.532	950@2.51	779@2.54	---	---	9,103	47	23,047.37	103,361.11	2.12	2.61	50206030
3,048,000	0.300	---	---	---	06/07/2007	01/06/2021	---	TZIRAKIAN PROFIL (CR)	1.94	1.04	#	1.92	29/05/2026	1.9	1.85	1.94	1.94	1.898	100@1.85	742@1.94	---	2025	4,139	20	7,856.99	5,913.12	1.42	2.04	55102010
1,011,000	1.00	---	---	---	01/07/2004	11/12/2012	5193	TRIA ALFA SA (CR)	6.6	10.00	#	6	29/05/2026	6.6	6.6	6.6	6.6	6.6	7@5.20	38@5.95	---	2025	1	1	6.60	6,672.60	4.64	7.5	55101020
45,680,000	1.00	---	0.044	---	19/06/2025	27/03/2025	---	FAIS (CR)	3.425	---	~	3.425	29/05/2026	3.425	3.415	3.445	3.425	3.427	45@3.42	326@3.43	---	---	24,621	104	84,381.81	156,454.00	3.33		

Number of Outstanding Securities	Nominal Value	Dividends [1]			Date of Last Coupon		Note	Shares	Closing price	% change	Previous closing price/date	Open price	Price min	Price max	Last price	Avg price	Last Bid [7]	Last Ask [7]	P/E after tax	Year	Volume	Trades	Transactions Value[8]	Company Mkt Value (thou. €)	Year low	Year high	Sector[4]	
		2023	2024	2025	Dividend [2]	Right																						
8,340,750	1.16	---	---	---	25/06/2009	17/09/2018	---	HAIDEMENOS SA (CR)	0.72	2.13 #	0.705	29/05/2026	0.665	0.665	0.72	0.72	0.688	3000@0.700	108@0.720	---	2025	889	11	611.40	6,005.34	0.65	0.845	50205030

## Main Market - Low Liquidity Class

11,943,624	0.540	0.15	0.165	---	01/07/2025	30/08/2019	---	FLEXOPACK SA (CR)	8.1	-1.22 €	8.2	29/05/2026	8.1	7.9	8.1	8.1	8.1	100@7.90	15@8.20	---	---	7,088	10	57,409.40	96,743.35	7.4	8.6	50203030
394,737,498	0.500	0.02	0.03	0.04	26/03/2026	28/12/2023	---	TRASTOR REAL EST. INV. CO.(CR)	0.946	-2.07 €	0.966	29/05/2026	0.97	0.94	0.97	0.946	0.951	13798@0.944	1810@0.950	---	2025	406,409	571	386,550.36	373,421.67	0.94	1.42	35102000
15,300,000	0.300	---	0.01	---	09/10/2025	13/12/1999	---	ATTICA PUBLICATIONS SA (CR)	1.22	-2.01 €	1.245	29/05/2026	1.245	1.22	1.245	1.22	1.224	10@1.22	88@1.27	---	---	1,290	10	1,578.55	18,666.00	1.17	1.44	40301030
18,810,000	0.400	0.0381	0.0591	---	20/10/2025	14/11/2007	---	VARVERIS - MODA BAGNO SA (CR)	6.86	---	6.86	29/05/2026	6.96	6.7	6.96	6.86	6.781	100@6.68	150@6.86	---	---	2,779	30	18,845.48	129,036.60	5.16	7.06	40401025
3,307,500	0.210	0.4	0.4	---	23/10/2025	30/11/2022	---	ELVE SA (CR)	5.75	---	5.75	29/05/2026	---	---	---	---	---	600@5.75	200@6.00	---	2025	---	---	---	19,018.13	5	6.15	40204020
21,364,000	1.12	---	---	---	21/08/2023	08/03/2023	---	LAMPASA HOTEL SA (CR)	44.6	1.36 #	44	29/05/2026	43.8	43.8	44.6	44.6	41.281	50@44.60	17@45.40	---	---	3,700	7	152,740.00	952,834.40	39.2	48.4	40501025
38,566,614	0.500	---	---	---	21/07/2008	07/07/2025	---	MOUZAKIS (CR)	0.47	---	0.47	29/05/2026	0.48	0.48	0.48	0.48	0.48	4950@0.480	2790@0.490	---	---	50	1	24.00	18,126.31	0.47	0.69	55101020
42,500,000	1.00	0.0383	0.0538	0.3714	06/05/2026	13/09/2023	---	MPL KEDROS (CR)	4.42	---	4.42	29/05/2026	4.42	4.42	4.42	4.42	4.42	200@4.41	179@4.43	---	---	1,529	11	6,758.18	187,850.00	4.23	4.51	35102000
6,340,000	0.600	0.2	0.23	0.23	09/12/2025	11/01/2024	---	NAKAS MUSIC	3.5	2.94 #	3.4	29/05/2026	3.5	3.48	3.54	3.5	3.509	400@3.44	72@3.52	---	---	364	13	1,277.20	22,190.00	3.24	3.92	40401030
27,379,200	0.980	0.5001	0.52	---	25/08/2025	29/08/2022	---	CRETE PLASTICS SA (CR)	15.7	-0.63 €	15.8	29/05/2026	15.4	15.2	15.7	15.7	15.341	205@15.30	150@15.90	---	---	1,311	16	20,112.70	429,853.44	13.2	16.1	50203015
255,494,534	2.71	0.247	0.705	0.216	15/12/2025	30/09/2021	---	PRODEA (CR)	5.7	0.88 #	5.65	29/05/2026	5.6	5.6	5.75	5.7	5.688	2672@5.65	6669@5.70	---	---	34,692	62	197,329.10	1,456,318.84	5.2	6.5	35102000
4,181,450	0.500	---	---	---	21/08/2000	05/03/2002	---	FLOUR MILLS SARANTOPOULOS SA	1.48	---	1.48	29/05/2026	---	---	---	---	---	---	---	---	---	---	---	---	6,188.55	1.12	1.74	45102020

## Exchange Traded Funds (ETFs)

1,405,078	---	---	---	---	15/06/2016	---	---	ALPHA ETF FTSE Athex Large Cap	61.27	0.10 #	61.21	29/05/2026	61.5	61.11	61.69	61.27	61.354	500@61.16	500@61.48	---	---	7,394	250	453,653.32	---	51.03	66.71	12003
-----------	-----	-----	-----	-----	------------	-----	-----	--------------------------------	-------	--------	-------	------------	------	-------	-------	-------	--------	-----------	-----------	-----	-----	-------	-----	------------	-----	-------	-------	-------

## Surveillance

8,321,682	0.670	---	---	---	17/08/2007	23/11/1999	---	N. LEVENTERIS (CR)	0.278	---	0.278	29/05/2026	---	---	---	---	---	---	11617@0.278	---	2025	---	---	---	2,708.80	0.252	0.32	55102010
2,160,524	0.670	---	---	---	03/12/2018	23/11/1999	---	N. LEVENTERIS (PR)	0.183	---	0.183	29/05/2026	0.19	0.19	0.19	0.19	0.19	2500@0.165	2000@0.190	---	2025	2,000	1	380.00	2,708.80	0.165	0.2	55102010
24,319,250	0.300	---	---	---	09/07/2002	04/07/2007	5165	PROODEFTIKH SA (CR)	0.25	5.93 #	0.236	29/05/2026	0.25	0.25	0.25	0.25	0.25	1000@0.242	16335@0.250	---	---	26,030	16	6,507.50	6,079.81	0.216	0.5	50101010

## Suspension Status

13,191,620	0.620	---	---	---	04/08/2010	09/09/2002	5232	YALCO - CONSTANTINOU (CR)	0.16	---	0.16	30/05/2025	---	---	---	---	---	---	26032@0.162	---	---	---	---	---	2,110.66	0.16	0.16	40202020	
17,579,754	4.16	---	---	---	18/08/2006	02/08/2010	---	BIOTER SA (CR)	0.206	---	0.206	30/05/2025	---	---	---	---	---	---	---	---	---	---	---	---	---	3,621.43	0.206	0.206	50101010
3,961,300	1.28	---	---	---	29/06/2004	03/08/2000	5248	DUROS SA (CR)	0.25	---	0.25	24/04/2023	---	---	---	---	---	---	---	---	---	---	---	---	---	990.33	0.25	0.25	40204020
15,842,391	1.51	---	---	---	15/07/2009	12/05/2000	5141	BITROS HOLDING SA (CR)	0.51	---	0.51	30/05/2025	---	---	---	---	---	---	---	---	---	---	---	---	---	8,079.62	0.51	0.51	55102010
28,438,268	0.070	---	---	---	21/08/2006	24/11/1999	5253	SPIROY AGRICULTURE SA (CR)	0.138	---	0.138	30/05/2025	---	---	---	---	---	---	---	---	---	---	---	---	---	3,924.48	0.138	0.138	45102010

## Shares' Notes

Code	Note text
( )	- Adjusted dividends.
*	- Last adjusted closing price.
[1]	- Net dividends.
[2]	- The "Date of Last Coupon" for New listings refers to the date company's stocks started to trade in Athex
[3]	- The Company Market Value is referred to the number of outstanding shares
[4]	- Sectors codification can be found in Appendix A
[5]	- The Market Value refers to the total number of shares listed (including their several classes) in the exchange by the company.
[6]	- P/E greater than 100
[7]	- Last view of the Order Book before the end of the trading session
[8]	- All Blocks Methods' Transactions Value are included.
5141	- Transfer to the Surveillance Category as of 10/05/2017.
5160	- Transfer to the Surveillance Category as of 15/04/2016.
5165	- Transfer to the Surveillance Category as of 15/02/2018.
5193	- Transfer to the Surveillance Category as of 25/10/2018.
5232	- Transfer to the Under Surveillance Category from 08/04/2011.
5248	- Transfer to the Surveillance Category as of 06/09/20116.
5253	- Transfer to the Surveillance Category as of 14/5/2021.

## Securities Blocks Details

Securities	Block Volume	Price	Block Trade Value	Time of approval	Note
NATIONAL BANK (CR)	1,924,504	14.83	28,530,771.80	10:30:43	20
NATIONAL BANK (CR)	129,964	14.69	1,909,171.16	10:31:58	20
PIRAEUS BANK (CR)	871,675	9.21	8,024,640.05	10:42:51	20
LAMPASA HOTEL SA (CR)	3,400	41.00	139,400.00	10:51:51	20
PPC (CR)	60,000	21.90	1,314,000.00	11:44:31	20
ALPHA BANK (CR)	400,000	3.90	1,560,000.00	12:15:58	20
ADMIE (IPTO) HOLDING S.A. (CR)	200,000	4.04	808,000.00	12:46:28	20
Safe Bulkers, Inc. (CR)	30,000	6.30	189,000.00	13:00:26	20
TITAN (CB)	20,000	50.00	1,000,000.00	13:44:08	20
PPC (CR)	180,000	21.72	3,909,600.00	16:16:36	20
PPC (CR)	500,000	21.63	10,815,000.00	16:30:44	20
ALPHA BANK (CR)	1,046,969	3.89	4,073,756.38	16:58:47	20
PPC (CR)	46,930	21.70	1,018,381.00	16:59:43	20
EUROBANK (CR)	110,601	3.94	435,657.34	17:00:35	20

## Blocks Notes

9 - Method 6-1 / Special Fees

10 - Method 6-1 / Special Fees, SDS

14 - Method 6-3 / Settlement, Incomplete Buy and Sell

18 - Method 6-2 / SPOT 1

19 - Method 6-2 / SPOT 2

20 - Method 6-1 and Method 6-1 Same Day Settlement

21 - Other Pre-agreed

## Shares Rights Details

Occured date	Exercise from	Exercise until	Trading until	Rights	Price min	Price max	Closing price	Last Bid	Last Ask	Volume	Trades	Transactions Value
--------------	---------------	----------------	---------------	--------	-----------	-----------	---------------	----------	----------	--------	--------	--------------------

No Rights Transactions.

---

**Forced Sales Details**

---

Securities	Category of Security	Transactions Volume	Number of Trades	Transactions Value	Note
------------	----------------------	------------------------	---------------------	-----------------------	------

---

No Forced Transactions.

---

---

**Forced Sales Notes**

---

- 1 - Compulsory Public Forced Sales
- 2 - Forced Sales of Fixed Registered Shares
- 3 - Forced Sales of Remaining Fractional Shares

## Exchange Traded Funds (ETFs) Characteristics

	Transactions Date (T)	Creation / Redemption	Units (T-1)	New Units (T-1)	Redemption Units (T-1)	Units (T) [1]	Fund Assets [2]	Net Unit Price	Dividend per Unit	Dividend Date
ALPHA ETF FTSE Athex Large Cap	02/06/2026	5,000	1,405,078	---	---	1,405,078	85,786,830.00	61.0549	1.15	01/07/2025

## ETFs Notes

[1] - Units (T) = Units (T-1) + New Units (T-1) - Redemption Units (T-1)

[2] - The Creation / Redemption Units of T-1 are included.

## Non Convertible Corporate Bonds - Regulated Market

Num Listed Bonds	Nominal price	Issue price	Today's Rate	Exp. Date	Duration (years)	Note	Coupon		Trading Unit	Corporate Bonds	Accrued Int.	Yield.T.Mat	Price min	Price max	Closing price	Previous closing price/date	Volume	Transactions Value	Last order		Date	ear min	Year max	
							Common	Preferred											Price	Buy / Sell				
250,000	1,000.00	1,000.00	3.75	25/02/2033	7	---	1	---	1	CAPITAL CLEAN ENERGY CARRIERS CORP. (Non Convert)	10.3125	4.1020	97.8999	97.9000	97.8999	97.7000	29/05/2026	85,000	84,091.48	97.7000	B	32/06/2026	95.0002	99.9895
320,000	1,000.00	1,000.00	3.40	21/07/2027	7	---	12	---	1	LAMDA DEVELOPMENT S.A. (Non Convertible)	12.6556	3.4410	99.0500	99.5000	99.1851	99.0330	29/05/2026	466,000	468,099.99	99.1600	B	32/06/2026	97.5000	100.0000
200,000	1,000.00	1,000.00	1.90	23/03/2028	7	---	11	---	1	MOTOR OIL CORINTH REFINERIES SA (Non Convertible)	3.8528	3.3780	96.6000	97.0000	96.8643	96.9440	29/05/2026	81,000	78,772.17	96.7200	B	32/06/2026	95.0000	98.0000
150,000	1,000.00	1,000.00	2.60	22/10/2026	7	---	14	---	1	TERNA ENERGY FINANCE S.A. (Non Convertible)	3.1056	3.2740	99.4200	99.5600	99.5152	99.3000	28/05/2026	33,000	32,942.48	99.4000	B	32/06/2026	98.4189	99.9552
100,000	1,000.00	1,000.00	2.80	25/01/2027	5	---	9	---	1	PREMIA S.A. (Non Convertible)	10.0333	4.7580	98.3000	98.5010	98.3747	98.6650	29/05/2026	61,000	60,620.60	98.5100	B	32/06/2026	97.7000	99.5000
500,000	1,000.00	1,000.00	4.00	10/07/2030	7	---	6	---	1	METLEN ENERGY & METALS S.A. (Non Convertible)	15.8889	3.5380	99.5500	100.2000	100.1667	100.0200	29/05/2026	187,000	189,365.58	100.0000	B	32/06/2026	98.3000	101.4000
99,697	1,000.00	1,000.00	5.50	15/12/2028	5	---	5	---	1	IDEAL HOLDINGS S.A. (Non Convertible)	26.1250	3.6770	103.1000	103.1000	103.1000	102.9000	29/05/2026	40,000	42,285.00	103.0000	B	32/06/2026	101.4645	104.1000
500,000	1,000.00	1,000.00	3.80	18/11/2032	7	---	2	---	1	LAMDA DEVELOPMENT S.A. (Non convertible)	1.7944	4.2210	96.6500	97.5500	97.3900	97.5500	29/05/2026	193,000	188,178.75	97.0000	B	32/06/2026	96.6500	99.9999
140,000	1,000.00	1,000.00	4.70	15/12/2030	5	---	1	---	1	AKTOR S.A. (Non convertible)	22.3250	3.9580	101.6302	102.6000	102.5500	103.1610	28/05/2026	6,000	6,250.16	102.6000	B	32/06/2026	100.6000	103.4900
500,000	1,000.00	1,000.00	2.75	03/07/2027	7	---	12	---	1	GEK TERNA S.A. (Non Convertible)	11.4583	3.3070	98.3010	99.0000	98.8300	98.3040	29/05/2026	266,000	265,766.64	98.7900	B	32/06/2026	97.7500	99.5000
150,000	1,000.00	1,000.00	4.10	08/04/2033	7	---	1	---	1	PREMIA REIC (Non Convertible)	6.4917	4.2890	97.0001	99.2000	98.8436	99.6900	29/05/2026	12,000	11,939.13	98.5000	B	32/06/2026	98.1200	100.3700
250,000	1,000.00	1,000.00	3.70	04/07/2032	7	---	2	---	1	AEGEAN AIRLINES S.A. (Non Convertible)	15.4167	3.8330	98.0000	99.3000	98.6787	99.4000	29/05/2026	38,000	38,083.74	98.2000	B	32/06/2026	98.0875	102.0999
300,000	1,000.00	1,000.00	2.30	20/07/2028	7	---	10	---	1	PRODEA REIC S.A.(Non Convertible)	8.6250	3.1510	97.1000	97.7000	97.5501	97.6330	29/05/2026	143,000	140,605.91	97.4500	B	32/06/2026	95.0000	99.9510
250,000	1,000.00	1,000.00	2.45	16/11/2028	7	---	10	---	1	ELVALHALCOR S.A. (Non Convertible)	1.1569	3.6720	96.1000	96.9500	96.2600	96.5020	29/05/2026	83,000	80,063.23	96.1500	B	32/06/2026	94.9873	99.0000
120,000	1,000.00	1,000.00	2.65	06/12/2028	7	---	9	---	1	NOVAL PROPERTY REIC (Non Convertible)	13.1028	3.6460	96.6200	96.7500	96.6500	96.6820	29/05/2026	44,000	43,119.22	96.6200	B	32/06/2026	95.0000	99.9900
300,000	1,000.00	1,000.00	2.30	14/12/2028	7	---	9	---	1	GEK TERNA S.A. (Non Convertible)	10.9250	3.6800	95.8000	95.9200	95.8565	95.9090	29/05/2026	77,000	74,650.73	95.8800	B	32/06/2026	95.0000	97.2100
100,000	1,000.00	1,000.00	2.95	11/02/2027	5	---	9	---	1	SAFE BULKERS PARTICIPATIONS PLC (Non Convertible)	9.2597	4.1990	98.6150	98.9000	98.7734	98.6140	29/05/2026	37,000	36,888.76	98.6500	B	32/06/2026	97.4470	99.9201
100,000	1,000.00	1,000.00	4.40	26/07/2029	7	---	8	---	1	CPLP SHIPPING HOLDINGS PLC (Non Convertible)	15.7667	3.7660	99.9000	100.0000	99.9600	100.6000	29/05/2026	5,000	5,076.83	99.9000	B	32/06/2026	99.9297	102.8500
200,000	1,000.00	1,000.00	4.25	23/01/2029	5	---	5	---	1	AUTOHELLAS S.A. (Non Convertible)	15.5833	3.9510	99.7500	99.7500	99.7500	100.4790	29/05/2026	17,000	17,222.42	99.7500	B	32/06/2026	99.5000	102.0000

## Corporate Bonds Notes

Transactions Volume = (Pieces) \* (Nominal Price). Transactions Value = (Pieces) \* (Nominal Price) \* (price %) + (Accrued interest).

The price of a Bond is stated as a percentage (%) of Bond's Nominal Price.

Nominal Price in Euros (€), except if it is noted differently.

## Non Convertible Corporate Bonds - Regulated Market

Num Listed Bonds	Nominal price	Issue price	Today's Rate	Exp. Date	Duration (years)	Note	Coupon		Trading Unit	Corporate Bonds	Accrued Int.	Yield.T.Mat	Price min	Price max	Closing price	Previous closing price/date	Volume	Transactions Value	Last order			ear min	Year max	
							Common	Preferred											Price	Buy / Sell	Date			
130,000	1,000.00	1,000.00	6.00	27/02/2029	5	---	5	---	1	INTRALOT S.A. (Non Convertible)	16.1667	4.2140	101.6100	103.0000	103.0000	103.0000	29/05/2026	45,000	46,613.85	102.1000	B	32/06/2026	101.0000	104.5000
500,000	1,000.00	1,000.00	3.20	29/09/2032	7	---	2	---	1	GEK TERNA S.A. (Non Convertible)	5.8667	3.9840	95.5000	95.8000	95.5485	95.8000	29/05/2026	33,000	31,724.60	95.6000	B	32/06/2026	94.0000	99.3790

## Corporate Bonds Notes

Transactions Volume = (Pieces) \* (Nominal Price). Transactions Value = (Pieces) \* (Nominal Price) \* (price %) + (Accrued interest).

The price of a Bond is stated as a percentage (%) of Bond's Nominal Price.

Nominal Price in Euros (€), except if it is noted differently.

## Government Bonds

Number Listed Bonds	Nominal price	Today's Rate	Accrued Interest Calc	Exp. Date [1]	Duration (years)	Note	Coupons Date	Curr. coupon value	Trading Unit	Government Bonds	Price min	Price max	Closing price	Previous closing price/date	Volume	Transactions Value	Price	Last order Buy / Sell	Date
4,000,000	1,000.00	4.13	Actual/Actual	15/06/2054	30	---	15/06	4.13	1	GGB-FXD-150654-30Y-4.125-1.000	---	---	---	---	---	---	---	---	---
4,700,000	1,000.00	1.88	Actual/Actual	04/02/2035	15	---	04/02	1.88	1	GGB-FXD-040235-15Y-1.875-1.000	---	---	---	---	---	---	---	---	---
6,000,000	1,000.00	0.75	Actual/Actual	18/06/2031	10	---	18/06	0.75	1	GGB-FXD-180631-10Y-0.750-1.000	---	---	---	---	---	---	---	---	---
3,600,000	1,000.00	3.88	Actual/Actual	15/06/2028	5	---	15/06	3.88	1	GGB-FXD-150628-05Y-3.875-1.000	---	---	---	---	---	---	---	---	---
5,962,747,327	1.00	3.75	Actual/Actual	30/01/2028	10	---	/02 - 02/02 - 31/	3.75	1	GGB-FXD-300128-10Y-3.750-1.000	---	---	---	85.4610 13/07/2018	---	---	1.0000	B	28/11/2018
7,067,309,386	1.00	3.90	Actual/Actual	30/01/2033	15	---	/02 - 02/02 - 31/	3.90	1	GGB-FXD-300133-15Y-3.900-1.000	---	---	---	78.6730 13/07/2018	---	---	1.0000	B	28/11/2018
5,622,848,349	1.00	4.00	Actual/Actual	30/01/2037	19	---	/02 - 02/02 - 31/	4.00	1	GGB-FXD-300137-19Y-4.000-1.000	---	---	---	77.0370 13/07/2018	---	---	1.0000	B	28/11/2018
5,476,770,669	1.00	4.20	Actual/Actual	30/01/2042	24	---	/02 - 02/02 - 31/	4.20	1	GGB-FXD-300142-24Y-4.200-1.000	---	---	---	77.7640 13/07/2018	---	---	1.0000	B	28/11/2018
4,950,000	1,000.00	3.38	Actual/Actual	15/06/2034	10	---	15/06	3.38	1	GGB-FXD-150634-10Y-3.375-1.000	---	---	---	---	---	---	---	---	---
41,118,344	1.00	4.30	Actual/Actual	24/02/2027	15	---	24/02	4.30	1	GGB-FXD-240227-15Y-2.000-1.000	---	---	---	10.0000 22/06/2015	---	---	---	---	---
45,137,734	1.00	4.30	Actual/Actual	24/02/2028	16	---	24/02	4.30	1	GGB-FXD-240228-16Y-2.000-1.000	---	---	---	10.0000 22/06/2015	---	---	---	---	---
61,768,888	1.00	4.30	Actual/Actual	24/02/2029	17	---	24/02	4.30	1	GGB-FXD-240229-17Y-2.000-1.000	---	---	---	10.0000 22/06/2015	---	---	---	---	---
54,567,744	1.00	4.30	Actual/Actual	24/02/2030	18	---	24/02	4.30	1	GGB-FXD-240230-18Y-2.000-1.000	---	---	---	10.0000 22/06/2015	---	---	---	---	---
37,541,515	1.00	4.30	Actual/Actual	24/02/2031	19	---	24/02	4.30	1	GGB-FXD-240231-19Y-2.000-1.000	---	---	---	10.0000 22/06/2015	---	---	---	---	---
37,558,317	1.00	4.30	Actual/Actual	24/02/2032	20	---	24/02	4.30	1	GGB-FXD-240232-20Y-2.000-1.000	---	---	---	10.0000 22/06/2015	---	---	---	---	---
37,473,732	1.00	4.30	Actual/Actual	24/02/2033	21	---	24/02	4.30	1	GGB-FXD-240233-21Y-2.000-1.000	---	---	---	10.0000 22/06/2015	---	---	---	---	---
33,888,293	1.00	4.30	Actual/Actual	24/02/2034	22	---	24/02	4.30	1	GGB-FXD-240234-22Y-2.000-1.000	---	---	---	10.0000 22/06/2015	---	---	---	---	---
35,177,800	1.00	4.30	Actual/Actual	24/02/2035	23	---	24/02	4.30	1	GGB-FXD-240235-23Y-2.000-1.000	---	---	---	10.0000 22/06/2015	---	---	---	---	---
35,547,268	1.00	4.30	Actual/Actual	24/02/2036	24	---	24/02	4.30	1	GGB-FXD-240236-24Y-2.000-1.000	---	---	---	10.0000 22/06/2015	---	---	---	---	---
40,246,306	1.00	4.30	Actual/Actual	24/02/2037	25	---	24/02	4.30	1	GGB-FXD-240237-25Y-2.000-1.000	---	---	---	10.0000 22/06/2015	---	---	---	---	---
37,643,952	1.00	4.30	Actual/Actual	24/02/2038	26	---	24/02	4.30	1	GGB-FXD-240238-26Y-2.000-1.000	---	---	---	10.0000 22/06/2015	---	---	---	---	---
36,977,100	1.00	4.30	Actual/Actual	24/02/2039	27	---	24/02	4.30	1	GGB-FXD-240239-27Y-2.000-1.000	---	---	---	10.0000 22/06/2015	---	---	---	---	---
41,615,000	1.00	4.30	Actual/Actual	24/02/2040	28	---	24/02	4.30	1	GGB-FXD-240240-28Y-2.000-1.000	---	---	---	10.0000 22/06/2015	---	---	---	---	---
42,227,208	1.00	4.30	Actual/Actual	24/02/2041	29	---	24/02	4.30	1	GGB-FXD-240241-29Y-2.000-1.000	---	---	---	10.0000 22/06/2015	---	---	---	---	---
68,288,487	1.00	4.30	Actual/Actual	24/02/2042	30	---	24/02	4.30	1	GGB-FXD-240242-30Y-2.000-1.000	---	---	---	10.0000 22/06/2015	---	---	---	---	---
4,700,000	1,000.00	3.88	Actual/Actual	12/03/2029	10	---	12/03	3.88	1	GGB-FXD-120329-10Y-3.875-1.000	---	---	---	---	---	---	100.0000	B	15/10/2019
5,500,000	1,000.00	1.50	Actual/Actual	18/06/2030	10	---	18/06	1.50	1	GGB-FXD-180630-10Y-1.500-1.000	---	---	---	---	---	---	---	---	---
5,500,000	1,000.00	4.38	Actual/Actual	18/07/2038	15	---	18/07	4.38	1	GGB-FXD-180738-15Y-4.375-1.000	---	---	---	---	---	---	---	---	---
40,000	1,000.00	2.72	FLR Actual/360	18/09/2026	1	---	18/09 - 18/03	---	1	GGB-FLT-180926-01Y-2.717-1.000	---	---	---	---	---	---	---	---	---
4,550,000	1,000.00	3.38	Actual/Actual	16/06/2036	10	---	16/06	3.38	1	GGB-FXD-160636-10Y-3.375-1000.00	---	---	---	---	---	---	---	---	---
5,364,250	1,000.00	3.25	Actual/Actual	20/03/2050	30	---	20/03	3.25	1	GGB-FXD-200350-30Y-3.250-1.000	---	---	---	---	---	---	---	---	---
4,500,000	1,000.00	3.63	Actual/Actual	15/06/2035	10	---	15/06	3.63	1	GGB-FXD-150635-10Y-3.625-1000.00	---	---	---	---	---	---	---	---	---
3,924,361	1,000.00	2.00	Actual/Actual	22/04/2027	7	---	22/04	2.00	1	GGB-FXD-220427-07Y-2.000-1.000	---	---	---	---	---	---	99.9000	B	22/04/2020
2,298,012	1,000.00	1.88	Actual/Actual	23/07/2026	7	---	23/07	1.88	1	GGB-FXD-230726-07Y-1.875-1.000	---	---	---	---	---	---	---	---	---
4,900,000	1,000.00	4.25	Actual/Actual	15/06/2033	10	---	15/06	4.25	1	GGB-FXD-150633-10Y-4.250-1.000	---	---	---	---	---	---	---	---	---

## Government Bonds Notes

Transactions Volume = (Pieces) \* (Nominal Price). Transactions Value = (Pieces) \* (Nominal Price) \* (price %) + (Accrued interest).

The Value of current coupon for the issues with NV 0.01 euro refers to NV 100 euros

FLR: Floating Interest Rate.

[1] - The Expiration Date of the interest bearing period and the Date for coupon payment.

## Government Bonds

Number Listed Bonds	Nominal price	Today's Rate	Accrued Interest Calc	Exp. Date [1]	Duration (years)	Note	Coupons Date	Curr. coupon value	Trading Unit	Government Bonds	Price min	Price max	Closing price	Previous closing price/date	Volume	Transactions Value	Price	Last order Buy / Sell	Date
3,500,000	1,000.00	1.88	Actual/Actual	24/01/2052	30	---	24/01	1.88	1	GGB-FXD-240152-30Y-1.875-1.000	---	---	---	---	---	---	---	---	---
3,700,000	1,000.00	1.75	Actual/Actual	18/06/2032	10	---	18/06	1.75	1	GGB-FXD-180632-10Y-1.750-1.000	---	---	---	---	---	---	---	---	---
2,200,000	1,000.00	1.13	FLR Actual/360	15/12/2027	5	---	- 15/03 - 15/09 -	---	1	GGB-FLT-151227-05Y-1.130-1.000	---	---	---	---	---	---	102.1600	B	30/12/2022

## Government Bonds Notes

Transactions Volume = (Pieces) \* (Nominal Price). Transactions Value = (Pieces) \* (Nominal Price) \* (price %) + (Accrued interest).

The Value of current coupon for the issues with NV 0.01 euro refers to NV 100 euros

FLR: Floating Interest Rate.

[1] - The Expiration Date of the interest bearing period and the Date for coupon payment.

## Treasury Bills &amp; Zero Coupon Government Bonds

Issue Date	13-Week Maturity									26-Week Maturity									52-Week Maturity								
	Exp. Date	Initial Rate	Num Listed Bonds	Nominal price	Issue price	Last Trade Price	Last Trade Date	Volume Traded	Note	Exp. Date	Initial Rate	Num Listed Bonds	Nominal price	Issue price	Last Trade Price	Last Trade Date	Volume Traded	Note	Exp. Date	Initial Rate	Num Listed Bonds	Nominal price	Issue price	Last Trade Price	Last Trade Date	Volume Traded	Note
06/06/2025	---	---	---	---	---	---	---	---	---	---	---	---	---	---	---	---	---	---	06/06/2026	1.84	600,000	1,000.00	981.74	---	---	---	---
05/09/2025	---	---	---	---	---	---	---	---	---	---	---	---	---	---	---	---	---	---	04/09/2026	1.97	600,000	1,000.00	0.00	---	---	---	---
05/12/2025	---	---	---	---	---	---	---	---	---	---	---	---	---	---	---	---	---	---	04/12/2026	2.03	600,000	1,000.00	997.90	---	---	---	---
06/03/2026	---	---	---	---	---	---	---	---	---	---	---	---	---	---	---	---	---	---	05/03/2027	1.97	500,000	1,000.00	980.45	---	---	---	---

Bonds in Circulation	Currency / Min nominal traded Value	Coupons Payment Date	Current Coupon Value	Note	Coupon	Trading Unit	Issue Date	Duration (years)	Today's Interest	A.I.C in days	Bonds	Last price of previous days		Last Outcry in Cash (euro)			Trades in Pieces	Life min	Life Max
												Price	Buy / Sell	Date	Price	Buy / Sell			
<b>Corporate Bonds in Foreign Currency and Euro</b>																			
103,746	GBP / 10	01/12	0.25	---	67	1	01/12/1930	98	2.5	360	National Mortgage Bank	2.27	05/02/1996	2.27	S	05/02/1996	---	2.27	2.27
0	GBP / 10	01/12	0.25	---	69	1	01/12/1928	100	2.5	360	National Mortgage Bank	---	---	---	---	---	---	---	---

## Government Bonds Notes

A.I.C: Accrued Interest Calculation base.

FLR: Floating Interest Rate.

The minimum tradeable Nominal Value for all Demeterialised Government Titles is 100 Euros.

(μτφρ-0)

Underlying Asset				Derivatives Market													
Price max	Price min	Closing price	change	Delivery Month	Open price	Price max	Price min	Last price	Closing price	Last Bid	Last Ask	Fixing price*	Life high	Life low	Trades	Volume	Open Interest
<b>FTSE/Athex Large Cap</b>				(Trade Unit: 1 Index Point x 2E, Cash Settlement)													
6,060.49	5,995.68	6,028.58	0.07%	June 2026	6,030.00	6,040.00	5,990.25	6,004.00	6,004.00	---	---	---	6,040.00	---	86	353	6,831
				July 2026	5,987.00	5,998.00	5,962.00	5,978.00	5,978.00	---	---	---	5,998.00	---	18	60	175
				August 2026	---	---	---	---	6,052.25	---	---	---	---	---	---	---	---
				September 2026	---	---	---	---	6,061.50	---	---	---	---	---	---	---	---
				December 2026	---	---	---	---	6,092.00	---	---	---	---	---	---	---	---
				March 2027	---	---	---	---	6,122.50	---	---	---	---	---	---	---	---
<b>FTSE/Athex Banks</b>				(Trade Unit: 1 Index Point x 15E, Cash Settlement)													
2,751.53	2,696.63	2,724.65	-0.21%	June 2026	2,688.00	2,688.00	2,688.00	2,688.00	2,688.00	---	---	---	2,710.00	---	1	20	3,254
				September 2026	---	---	---	---	2,747.50	---	---	---	---	---	---	---	---
				December 2026	---	---	---	---	2,761.25	---	---	---	---	---	---	---	---
				March 2027	---	---	---	---	2,775.00	---	---	---	---	---	---	---	---
<b>MSCI GREECE REBASED</b>				(Trade Unit: 1 Index Point x 2E, Cash Settlement)													
9,640.60	9,484.04	9,545.28	-0.23%	June 2026	---	---	---	---	9,467.75	---	---	---	9,252.00	---	---	---	---
				July 2026	---	---	---	---	9,420.00	---	---	---	8,915.50	---	---	---	---
				August 2026	---	---	---	---	9,611.50	---	---	---	---	---	---	---	---
				September 2026	---	---	---	---	9,626.50	---	---	---	---	---	---	---	---
				October 2026	---	---	---	---	9,641.25	---	---	---	---	---	---	---	---
				November 2026	---	---	---	---	9,660.00	---	---	---	---	---	---	---	---
				December 2026	---	---	---	---	9,674.75	---	---	---	---	---	---	---	---
				March 2027	---	---	---	---	9,723.25	---	---	---	---	---	---	---	---

Derivatives notes - <https://athens.euronext.com/en/market-data/statistics/eod-closing-prices>

Fixing prices and final open positions can be retrieved from the following path <https://athens.euronext.com/en/market-data/statistics/eod-closing-prices>

Underlying Asset				Derivatives Market													
Price max	Price min	Closing price	change	Delivery Month	Open price	Price max	Price min	Last price	Closing price	Last Bid	Last Ask	Fixing price*	Life high	Life low	Trades	Volume	Open Interest
4.08	3.95	4	1.01%	(Contract Size: 100 Securities, Physical Delivery)													
				June 2026	3.96	4.07	3.93	3.93	3.93	---	---		4.07	---	38	498	6,062
				September 2026	4.00	4.00	3.86	3.86	3.86	---	---		4.00	---	14	370	307
				December 2026	---	---	---	---	4.00	---	---		---	---	---	---	---
				March 2027	---	---	---	---	4.02	---	---		---	---	---	---	---
12.53	12.2	12.38	-0.08%	(Contract Size: 100 Securities, Physical Delivery)													
				June 2026	12.44	12.45	12.28	12.37	12.37	---	---		15.15	---	43	144	3,340
				September 2026	---	---	---	---	12.73	---	---		12.60	---	---	---	2
				December 2026	---	---	---	---	12.53	---	---		---	---	---	---	---
				March 2027	---	---	---	---	12.59	---	---		---	---	---	---	---
10.42	10.08	10.22	-1.35%	(Contract Size: 100 Securities, Physical Delivery)													
				June 2026	10.33	10.33	10.16	10.19	10.19	---	---		11.56	---	20	133	103,482
				September 2026	---	---	---	---	10.12	---	---		---	---	---	---	1,200
				December 2026	---	---	---	---	10.48	---	---		---	---	---	---	---
				March 2027	---	---	---	---	10.53	---	---		---	---	---	---	---
13.2	12.6	12.94	2.74%	(Contract Size: 100 Securities, Physical Delivery)													
				June 2026	12.75	13.22	12.72	13.10	13.10	---	---		15.54	---	109	509	13,250
				September 2026	13.20	13.20	13.20	13.20	13.20	---	---		13.20	---	1	1	10
				December 2026	---	---	---	---	12.74	---	---		---	---	---	---	---
				March 2027	---	---	---	---	12.80	---	---		---	---	---	---	---
3.94	3.858	3.92	0.26%	(Contract Size: 100 Securities, Physical Delivery)													
				June 2026	3.92	3.94	3.87	3.91	3.91	---	---		4.50	---	96	1,792	55,293
				September 2026	3.89	3.91	3.85	3.90	3.90	---	---		3.91	---	9	171	1,328
				December 2026	---	---	---	---	3.95	---	---		---	---	---	---	---
				March 2027	---	---	---	---	3.97	---	---		---	---	---	---	---
10.33	10.13	10.31	1.38%	(Contract Size: 100 Securities, Physical Delivery)													
				June 2026	---	---	---	---	10.23	---	---		11.47	---	---	---	324
				September 2026	---	---	---	---	10.23	---	---		---	---	---	---	---
				December 2026	---	---	---	---	10.28	---	---		---	---	---	---	---
				March 2027	---	---	---	---	10.34	---	---		---	---	---	---	---
11.36	10.96	11.04	0.36%	(Contract Size: 100 Securities, Physical Delivery)													
				June 2026	---	---	---	---	10.29	---	---		11.60	---	---	---	123
				September 2026	---	---	---	---	11.07	---	---		---	---	---	---	---
				December 2026	---	---	---	---	11.12	---	---		---	---	---	---	---
				March 2027	---	---	---	---	11.18	---	---		---	---	---	---	---

Derivatives notes - <https://athens.euronext.com/en/market-data/statistics/eod-closing-prices>

Fixing prices and final open positions can be retrieved from the following path <https://athens.euronext.com/en/market-data/statistics/eod-closing-prices>

Underlying Asset				Derivatives Market													
Price max	Price min	Closing price	change	Delivery Month	Open price	Price max	Price min	Last price	Closing price	Last Bid	Last Ask	Fixing price*	Life high	Life low	Trades	Volume	Open Interest
<b>AVAX S.A. (CR)</b>				(Contract Size: 100 Securities, Physical Delivery)													
3.67	3.5	3.58	-2.85%	June 2026	3.68	3.68	3.51	3.64	3.64	---	---	---	3.75	---	22	109	2,283
				September 2026	---	---	---	---	3.71	---	---	---	---	---	---	---	---
				December 2026	---	---	---	---	3.73	---	---	---	---	---	---	---	---
				March 2027	---	---	---	---	3.75	---	---	---	---	---	---	---	---
<b>BALLY'S INTRALOT (CR)</b>				(Contract Size: 100 Securities, Physical Delivery)													
1.189	1.174	1.176	-0.76%	June 2026	1.19	1.19	1.18	1.19	1.19	---	---	---	1.20	---	53	2,982	1,353,398
				September 2026	1.20	1.20	1.18	1.18	1.18	---	---	---	1.20	---	6	125	56,421
				December 2026	---	---	---	---	1.20	---	---	---	---	---	---	---	---
				March 2027	---	---	---	---	1.20	---	---	---	---	---	---	---	---
<b>BANK OF CYPRUS (CR)</b>				(Contract Size: 100 Securities, Physical Delivery)													
9.52	9.35	9.45	0.53%	June 2026	---	---	---	---	9.45	---	---	---	9.63	---	---	---	1,085
				September 2026	---	---	---	---	9.46	---	---	---	---	---	---	---	---
				December 2026	---	---	---	---	9.51	---	---	---	---	---	---	---	---
				March 2027	---	---	---	---	9.55	---	---	---	---	---	---	---	---
<b>CC HBC AG (CR)</b>				(Contract Size: 100 Securities, Physical Delivery)													
50.1	48.85	49	0.20%	June 2026	---	---	---	---	48.79	---	---	---	52.01	---	---	---	378
				September 2026	---	---	---	---	49.20	---	---	---	---	---	---	---	---
				December 2026	---	---	---	---	49.45	---	---	---	---	---	---	---	---
				March 2027	---	---	---	---	49.70	---	---	---	---	---	---	---	---
<b>CENERGY HOLDINGS (CB)</b>				(Contract Size: 100 Securities, Physical Delivery)													
26.14	25.26	25.54	2.24%	June 2026	25.80	26.10	25.24	25.44	25.44	---	---	---	26.13	---	74	394	3,008
				September 2026	---	---	---	---	25.00	---	---	---	25.50	---	---	---	70
				December 2026	---	---	---	---	25.26	---	---	---	---	---	---	---	---
				March 2027	---	---	---	---	25.39	---	---	---	---	---	---	---	---
<b>CrediaBank (CR)</b>				(Contract Size: 100 Securities, Physical Delivery)													
1.31	1.26	1.26	-2.93%	June 2026	1.31	1.31	1.27	1.27	1.27	---	---	---	1.38	---	32	620	99,154
				September 2026	1.30	1.30	1.29	1.29	1.29	---	---	---	1.35	---	3	30	355
				December 2026	---	---	---	---	1.31	---	---	---	---	---	---	---	---
				March 2027	---	---	---	---	1.32	---	---	---	---	---	---	---	---
<b>ELLAKTOR (CR)</b>				(Contract Size: 100 Securities, Physical Delivery)													
1.46	1.424	1.426	-1.79%	June 2026	1.43	1.43	1.42	1.42	1.42	---	---	---	1.44	---	6	22	1,513
				September 2026	---	---	---	---	1.46	---	---	---	---	---	---	---	---
				December 2026	---	---	---	---	1.47	---	---	---	---	---	---	---	---
				March 2027	---	---	---	---	1.48	---	---	---	---	---	---	---	---

Derivatives notes - <https://athens.euronext.com/en/market-data/statistics/eod-closing-prices>

Fixing prices and final open positions can be retrieved from the following path <https://athens.euronext.com/en/market-data/statistics/eod-closing-prices>

Underlying Asset				Derivatives Market													
Price max	Price min	Closing price	change	Delivery Month	Open price	Price max	Price min	Last price	Closing price	Last Bid	Last Ask	Fixing price*	Life high	Life low	Trades	Volume	Open Interest
<b>ELVALHALCOR (CR)</b>																	
(Contract Size: 100 Securities, Physical Delivery)																	
5.34	5.05	5.28	4.55%	June 2026	5.14	5.34	5.13	5.28	5.28	---	---	---	5.63	---	56	186	3,807
---	---	---	---	September 2026	---	---	---	---	5.05	---	---	---	5.20	---	---	---	12
---	---	---	---	December 2026	---	---	---	---	5.11	---	---	---	---	---	---	---	---
---	---	---	---	March 2027	---	---	---	---	5.13	---	---	---	---	---	---	---	---
<b>EUROBANK (CR)</b>																	
(Contract Size: 100 Securities, Physical Delivery)																	
3.99	3.879	3.959	-0.80%	June 2026	3.95	3.96	3.83	3.91	3.91	---	---	---	4.07	---	70	898	48,460
---	---	---	---	September 2026	3.86	3.92	3.86	3.91	3.91	---	---	---	3.92	---	3	3	23
---	---	---	---	December 2026	---	---	---	---	4.04	---	---	---	---	---	---	---	---
---	---	---	---	March 2027	---	---	---	---	4.06	---	---	---	---	---	---	---	---
<b>EURONEXT ATHENS (CR)</b>																	
(Contract Size: 100 Securities, Physical Delivery)																	
7.41	7.29	7.36	-0.27%	June 2026	7.27	7.27	7.23	7.25	7.25	---	---	---	7.41	---	10	50	330
---	---	---	---	September 2026	---	---	---	---	7.43	---	---	---	---	---	---	---	---
---	---	---	---	December 2026	---	---	---	---	7.46	---	---	---	---	---	---	---	---
---	---	---	---	March 2027	---	---	---	---	7.50	---	---	---	---	---	---	---	---
<b>EYDAP S.A. (CR)</b>																	
(Contract Size: 100 Securities, Physical Delivery)																	
10.68	10.3	10.68	2.89%	June 2026	10.63	10.70	10.57	10.70	10.70	---	---	---	10.70	---	7	10	13,125
---	---	---	---	September 2026	---	---	---	---	10.44	---	---	---	---	---	---	---	---
---	---	---	---	December 2026	---	---	---	---	10.50	---	---	---	---	---	---	---	---
---	---	---	---	March 2027	---	---	---	---	10.55	---	---	---	---	---	---	---	---
<b>FOURLIS (CR)</b>																	
(Contract Size: 100 Securities, Physical Delivery)																	
4.425	4.34	4.39	-0.34%	June 2026	4.42	4.42	4.39	4.40	4.40	---	---	---	4.94	---	5	18	3,177
---	---	---	---	September 2026	---	---	---	---	4.43	---	---	---	---	---	---	---	---
---	---	---	---	December 2026	---	---	---	---	4.45	---	---	---	---	---	---	---	---
---	---	---	---	March 2027	---	---	---	---	4.48	---	---	---	---	---	---	---	---
<b>GEK TERNA (CR)</b>																	
(Contract Size: 100 Securities, Physical Delivery)																	
43	41.52	41.96	-1.87%	June 2026	42.15	42.48	41.69	42.30	42.30	---	---	---	43.58	---	25	118	5,277
---	---	---	---	September 2026	---	---	---	---	42.60	---	---	---	41.10	---	---	---	6
---	---	---	---	December 2026	---	---	---	---	43.24	---	---	---	---	---	---	---	---
---	---	---	---	March 2027	---	---	---	---	43.46	---	---	---	---	---	---	---	---
<b>HELLENiQ ENERGY (CR)</b>																	
(Contract Size: 100 Securities, Physical Delivery)																	
10.49	10.3	10.3	0.00%	June 2026	10.49	10.51	10.29	10.30	10.30	---	---	---	10.55	---	23	125	3,776
---	---	---	---	September 2026	10.31	10.31	10.18	10.18	10.18	---	---	---	10.31	---	3	3	278
---	---	---	---	December 2026	---	---	---	---	10.42	---	---	---	---	---	---	---	---
---	---	---	---	March 2027	---	---	---	---	10.47	---	---	---	---	---	---	---	---

Derivatives notes - <https://athens.euronext.com/en/market-data/statistics/eod-closing-prices>

Fixing prices and final open positions can be retrieved from the following path <https://athens.euronext.com/en/market-data/statistics/eod-closing-prices>

Underlying Asset				Derivatives Market													
Price max	Price min	Closing price	change	Delivery Month	Open price	Price max	Price min	Last price	Closing price	Last Bid	Last Ask	Fixing price*	Life high	Life low	Trades	Volume	Open Interest
<b>INTRACOM HOLDINGS (CR)</b>																	
(Contract Size: 100 Securities, Physical Delivery)																	
3.805	3.71	3.72	-0.27%	June 2026	3.76	3.80	3.72	3.74	3.74	---	---	---	3.89	---	53	211	14,170
				September 2026	3.69	3.70	3.56	3.56	3.56	---	---	---	3.83	---	34	217	389
				December 2026	---	---	---	---	3.77	---	---	---	---	---	---	---	---
				March 2027	---	---	---	---	3.79	---	---	---	---	---	---	---	---
<b>JUMBO SA (CR)</b>																	
(Contract Size: 100 Securities, Physical Delivery)																	
23.74	23.1	23.1	-0.77%	June 2026	23.60	23.60	23.20	23.20	23.20	---	---	---	25.68	---	23	36	6,916
				September 2026	23.48	23.48	22.90	22.90	22.90	---	---	---	23.48	---	2	6	27
				December 2026	---	---	---	---	23.54	---	---	---	---	---	---	---	---
				March 2027	---	---	---	---	23.66	---	---	---	---	---	---	---	---
<b>LAMDA DEVELOPMENT SA (CR)</b>																	
(Contract Size: 100 Securities, Physical Delivery)																	
6.25	6.175	6.23	0.89%	June 2026	6.27	6.27	6.21	6.26	6.26	---	---	---	7.09	---	49	218	29,030
				September 2026	6.31	6.34	6.28	6.30	6.30	---	---	---	6.40	---	16	76	75
				December 2026	---	---	---	---	6.24	---	---	---	---	---	---	---	---
				March 2027	---	---	---	---	6.28	---	---	---	---	---	---	---	---
<b>METLEN PLC (CR)</b>																	
(Contract Size: 100 Securities, Physical Delivery)																	
42.16	41.32	41.5	-0.86%	June 2026	42.15	42.15	41.48	41.60	41.60	---	---	---	47.90	---	58	155	15,002
				September 2026	41.16	41.26	41.01	41.06	41.06	---	---	---	41.84	---	29	158	948
				December 2026	---	---	---	---	42.33	---	---	---	---	---	---	---	---
				March 2027	---	---	---	---	42.54	---	---	---	---	---	---	---	---
<b>MIG (CR)</b>																	
(Contract Size: 100 Securities, Physical Delivery)																	
3.3	3.25	3.3	0.00%	June 2026	---	---	---	---	3.34	---	---	---	3.43	---	---	---	219
				September 2026	---	---	---	---	3.32	---	---	---	---	---	---	---	---
				December 2026	---	---	---	---	3.34	---	---	---	---	---	---	---	---
				March 2027	---	---	---	---	3.35	---	---	---	---	---	---	---	---
<b>MOTOR OIL (CR)</b>																	
(Contract Size: 100 Securities, Physical Delivery)																	
39.4	36.88	39.4	6.54%	June 2026	37.39	38.75	37.39	38.75	38.75	---	---	---	39.97	---	36	70	427
				September 2026	---	---	---	---	37.21	---	---	---	---	---	---	---	---
				December 2026	---	---	---	---	37.40	---	---	---	---	---	---	---	---
				March 2027	---	---	---	---	37.58	---	---	---	---	---	---	---	---
<b>NATIONAL BANK (CR)</b>																	
(Contract Size: 100 Securities, Physical Delivery)																	
15.095	14.605	14.84	0.10%	June 2026	14.65	14.86	14.35	14.61	14.61	---	---	---	15.76	---	45	295	15,719
				September 2026	---	---	---	---	14.70	---	---	---	14.94	---	---	---	40
				December 2026	---	---	---	---	14.99	---	---	---	---	---	---	---	---
				March 2027	---	---	---	---	15.07	---	---	---	---	---	---	---	---

Derivatives notes - <https://athens.euronext.com/en/market-data/statistics/eod-closing-prices>

Fixing prices and final open positions can be retrieved from the following path <https://athens.euronext.com/en/market-data/statistics/eod-closing-prices>

Underlying Asset				Derivatives Market													
Price max	Price min	Closing price	change	Delivery Month	Open price	Price max	Price min	Last price	Closing price	Last Bid	Last Ask	Fixing price*	Life high	Life low	Trades	Volume	Open Interest
<b>OPTIMA BANK (CR)</b>				(Contract Size: 100 Securities, Physical Delivery)													
10.85	10.35	10.52	-1.13%	June 2026	10.47	10.56	10.47	10.50	10.50	---	---	---	10.82	---	4	15	443
				September 2026	---	---	---	---	10.71	---	---	---	---	---	---	---	---
				December 2026	---	---	---	---	10.76	---	---	---	---	---	---	---	---
				March 2027	---	---	---	---	10.81	---	---	---	---	---	---	---	---
<b>OTE (CR)</b>				(Contract Size: 100 Securities, Physical Delivery)													
18.25	17.97	18.2	0.05%	June 2026	18.10	18.23	18.00	18.23	18.23	---	---	---	18.85	---	5	13	837
				September 2026	18.01	18.10	17.87	17.87	17.87	---	---	---	18.10	---	3	10	---
				December 2026	---	---	---	---	18.40	---	---	---	---	---	---	---	---
				March 2027	---	---	---	---	18.49	---	---	---	---	---	---	---	---
<b>P.P.A. S.A. (CR)</b>				(Contract Size: 100 Securities, Physical Delivery)													
40.2	39.55	39.75	-1.61%	June 2026	---	---	---	---	41.88	---	---	---	39.11	---	---	---	40
				September 2026	---	---	---	---	40.65	---	---	---	---	---	---	---	---
				December 2026	---	---	---	---	40.86	---	---	---	---	---	---	---	---
				March 2027	---	---	---	---	41.06	---	---	---	---	---	---	---	---
<b>PIRAEUS BANK (CR)</b>				(Contract Size: 100 Securities, Physical Delivery)													
9.26	9.014	9.112	-0.41%	June 2026	9.19	9.26	9.04	9.13	9.13	---	---	---	9.26	---	185	2,281	47,643
				September 2026	9.20	9.30	9.19	9.23	9.23	---	---	---	9.30	---	12	21	43
				December 2026	---	---	---	---	9.25	---	---	---	---	---	---	---	---
				March 2027	---	---	---	---	9.30	---	---	---	---	---	---	---	---
<b>PPC (CR)</b>				(Contract Size: 100 Securities, Physical Delivery)													
22.32	21.24	21.48	-0.37%	June 2026	21.88	22.20	21.30	21.47	21.47	---	---	---	22.45	---	89	359	17,481
				September 2026	21.60	21.65	21.10	21.10	21.10	---	---	---	22.05	---	4	33	163
				December 2026	---	---	---	---	21.80	---	---	---	---	---	---	---	---
				March 2027	---	---	---	---	21.91	---	---	---	---	---	---	---	---
<b>QUEST HOLDINGS (CR)</b>				(Contract Size: 100 Securities, Physical Delivery)													
7.77	7.63	7.71	1.05%	June 2026	7.32	7.37	7.32	7.37	7.37	---	---	---	7.37	---	5	16	218
				September 2026	---	---	---	---	7.68	---	---	---	---	---	---	---	---
				December 2026	---	---	---	---	7.72	---	---	---	---	---	---	---	---
				March 2027	---	---	---	---	7.75	---	---	---	---	---	---	---	---
<b>TITAN (CB)</b>				(Contract Size: 100 Securities, Physical Delivery)													
51.1	49.74	49.92	-2.12%	June 2026	50.20	50.20	50.00	50.10	50.10	---	---	---	52.30	---	11	15	979
				September 2026	---	---	---	---	50.51	---	---	---	---	---	---	---	430
				December 2026	---	---	---	---	51.58	---	---	---	---	---	---	---	---
				March 2027	---	---	---	---	51.83	---	---	---	---	---	---	---	---

Derivatives notes - <https://athens.euronext.com/en/market-data/statistics/eod-closing-prices>

Fixing prices and final open positions can be retrieved from the following path <https://athens.euronext.com/en/market-data/statistics/eod-closing-prices>

Underlying Asset				Derivatives Market													
Price max	Price min	Closing price	change	Delivery Month	Open price	Price max	Price min	Last price	Closing price	Last Bid	Last Ask	Fixing price*	Life high	Life low	Trades	Volume	Open Interest
<b>VIOHALCO SA/NV (CB)</b>				(Contract Size: 100 Securities, Physical Delivery)													
21.35	20.85	21	0.72%	June 2026	21.10	21.30	20.90	20.97	20.97	---	---	---	21.30	---	64	213	2,482
				September 2026	---	---	---	---	20.71	---	---	---	20.35	---	---	---	20
				December 2026	---	---	---	---	21.09	---	---	---	---	---	---	---	---
				March 2027	---	---	---	---	21.19	---	---	---	---	---	---	---	---

Derivatives notes - <https://athens.euronext.com/en/market-data/statistics/eod-closing-prices>

Fixing prices and final open positions can be retrieved from the following path <https://athens.euronext.com/en/market-data/statistics/eod-closing-prices>

FTSE/Athex Large Cap

(Trade Unit: 1 Index Point x 2€ - Exercise Style: European, Cash Settlement)

Call Options																Put Options																	
Exercise Price	June 2026							July 2026							Other Months		June 2026							July 2026							Other Months		Exercise Price
	Open price	Price max	Price min	Last price	Closing price	Volume	Open Interest	Open price	Price max	Price min	Last price	Closing price	Volume	Open Interest	Volume	Open Interest	Open price	Price max	Price min	Last price	Closing price	Volume	Open Interest	Open price	Price max	Price min	Last price	Closing price	Volume	Open Interest	Volume	Open Interest	
4,000	0.00	0.00	0.00	-	1,998.00	-	-	-	-	-	-	-	-	-	-	0.00	0.00	0.00	-	0.02	-	-	-	-	-	-	-	-	-	-	-	4,000	
4,100	0.00	0.00	0.00	-	1,899.00	-	-	-	-	-	-	-	-	-	-	0.00	0.00	0.00	-	0.06	-	-	-	-	-	-	-	-	-	-	-	4,100	
4,200	0.00	0.00	0.00	-	1,799.00	-	-	-	-	-	-	-	-	-	-	0.00	0.00	0.00	-	0.01	-	-	-	-	-	-	-	-	-	-	-	4,200	
4,300	0.00	0.00	0.00	-	1,699.00	-	-	-	-	-	-	-	-	-	-	0.00	0.00	0.00	-	0.01	-	-	-	-	-	-	-	-	-	-	-	4,300	
4,400	0.00	0.00	0.00	-	1,599.00	-	-	-	-	-	-	-	-	-	-	0.00	0.00	0.00	-	0.01	-	-	-	-	-	-	-	-	-	-	-	4,400	
4,450	0.00	0.00	0.00	-	1,549.00	-	-	-	-	-	-	-	-	-	-	0.00	0.00	0.00	-	0.02	-	-	-	-	-	-	-	-	-	-	-	4,450	
4,500	0.00	0.00	0.00	-	1,499.00	-	-	-	-	-	-	-	-	-	-	0.00	0.00	0.00	-	0.03	-	-	-	-	-	-	-	-	-	-	-	4,500	
4,550	0.00	0.00	0.00	-	1,449.00	-	-	-	-	-	-	-	-	-	-	0.00	0.00	0.00	-	0.05	-	-	-	-	-	-	-	-	-	-	-	4,550	
4,600	0.00	0.00	0.00	-	1,399.00	-	-	-	-	-	-	-	-	-	-	0.00	0.00	0.00	-	0.01	-	-	-	-	-	-	-	-	-	-	-	4,600	
4,650	0.00	0.00	0.00	-	1,349.00	-	-	-	-	-	-	-	-	-	-	0.00	0.00	0.00	-	0.01	-	-	-	-	-	-	-	-	-	-	-	4,650	
4,700	0.00	0.00	0.00	-	1,299.00	-	-	-	-	-	-	-	-	-	-	0.00	0.00	0.00	-	0.01	-	-	-	-	-	-	-	-	-	-	-	4,700	
4,750	0.00	0.00	0.00	-	1,249.00	-	-	-	-	-	-	-	-	-	-	0.00	0.00	0.00	-	0.01	-	-	-	-	-	-	-	-	-	-	-	4,750	
4,800	0.00	0.00	0.00	-	1,199.00	-	-	-	-	-	-	-	-	-	-	0.00	0.00	0.00	-	0.01	-	-	-	-	-	-	-	-	-	-	-	4,800	
4,850	0.00	0.00	0.00	-	1,149.00	-	-	-	-	-	-	-	-	-	-	0.00	0.00	0.00	-	0.01	-	-	-	-	-	-	-	-	-	-	-	4,850	
4,900	0.00	0.00	0.00	-	1,099.00	-	-	-	-	-	-	-	-	-	-	0.00	0.00	0.00	-	0.02	-	-	-	-	-	-	-	-	-	-	-	4,900	
4,950	0.00	0.00	0.00	-	1,050.00	-	-	-	-	-	-	-	-	-	-	0.00	0.00	0.00	-	0.04	-	-	-	-	-	-	-	-	-	-	-	4,950	
5,000	0.00	0.00	0.00	-	1,000.00	-	-	-	-	-	-	-	-	-	-	0.00	0.00	0.00	-	0.07	-	-	-	-	-	-	-	-	-	-	-	5,000	
5,050	0.00	0.00	0.00	-	950.00	-	-	0.00	0.00	0.00	-	914.00	-	-	0.00	0.00	0.00	-	0.14	-	-	0.00	0.00	0.00	-	5.10	-	-	-	-	5,050		
5,100	0.00	0.00	0.00	-	900.00	-	-	0.00	0.00	0.00	-	866.00	-	-	0.00	0.00	0.00	-	0.25	-	-	0.00	0.00	0.00	-	6.90	-	-	-	-	5,100		
5,150	0.00	0.00	0.00	-	850.00	-	-	0.00	0.00	0.00	-	819.00	-	-	0.00	0.00	0.00	-	0.43	-	-	0.00	0.00	0.00	-	9.10	-	-	-	-	5,150		
5,200	0.00	0.00	0.00	-	801.00	-	-	0.00	0.00	0.00	-	772.00	-	-	0.00	0.00	0.00	-	0.73	-	5	0.00	0.00	0.00	-	12.00	-	-	-	-	5,200		
5,250	0.00	0.00	0.00	-	751.00	-	-	0.00	0.00	0.00	-	725.00	-	-	0.00	0.00	0.00	-	1.20	-	-	0.00	0.00	0.00	-	15.50	-	-	-	-	5,250		
5,300	0.00	0.00	0.00	-	702.00	-	-	0.00	0.00	0.00	-	680.00	-	-	0.00	0.00	0.00	-	1.90	-	-	0.00	0.00	0.00	-	19.75	-	-	-	-	5,300		
5,350	0.00	0.00	0.00	-	653.00	-	-	0.00	0.00	0.00	-	635.00	-	-	0.00	0.00	0.00	-	3.00	-	-	0.00	0.00	0.00	-	25.00	-	-	-	-	5,350		
5,400	0.00	0.00	0.00	-	605.00	-	-	0.00	0.00	0.00	-	591.00	-	-	0.00	0.00	0.00	-	4.60	-	10	0.00	0.00	0.00	-	31.25	-	-	-	-	5,400		
5,450	0.00	0.00	0.00	-	557.00	-	-	0.00	0.00	0.00	-	549.00	-	-	0.00	0.00	0.00	-	6.80	-	-	0.00	0.00	0.00	-	38.50	-	-	-	-	5,450		
5,500	0.00	0.00	0.00	-	510.00	-	30	0.00	0.00	0.00	-	508.00	-	-	0.00	0.00	0.00	-	9.80	-	7	0.00	0.00	0.00	-	47.25	-	-	-	-	5,500		
5,550	0.00	0.00	0.00	-	464.00	-	193	0.00	0.00	0.00	-	468.00	-	-	0.00	0.00	0.00	-	14.00	-	8	0.00	0.00	0.00	-	57.50	-	-	-	-	5,550		
5,600	0.00	0.00	0.00	-	420.00	-	32	0.00	0.00	0.00	-	430.00	-	31	0.00	0.00	0.00	-	19.25	-	90	0.00	0.00	0.00	-	69.00	-	62	-	-	5,600		
5,650	0.00	0.00	0.00	-	377.00	-	60	0.00	0.00	0.00	-	393.00	-	30	0.00	0.00	0.00	-	26.25	-	89	0.00	0.00	0.00	-	82.00	-	30	-	-	5,650		
5,700	0.00	0.00	0.00	-	336.00	-	124	0.00	0.00	0.00	-	358.00	-	91	0.00	0.00	0.00	-	35.25	-	127	0.00	0.00	0.00	-	97.00	-	90	-	-	5,700		
5,750	0.00	0.00	0.00	-	297.00	-	100	0.00	0.00	0.00	-	325.00	-	30	0.00	0.00	0.00	-	46.00	-	120	0.00	0.00	0.00	-	114.00	-	60	-	-	5,750		
5,800	0.00	0.00	0.00	-	260.00	-	33	0.00	0.00	0.00	-	294.00	-	150	0.00	0.00	0.00	-	59.50	-	103	0.00	0.00	0.00	-	133.00	-	90	-	-	5,800		
5,850	0.00	0.00	0.00	-	226.00	-	32	0.00	0.00	0.00	-	265.00	-	60	0.00	0.00	0.00	-	75.00	-	100	0.00	0.00	0.00	-	153.00	-	30	-	-	5,850		
5,900	0.00	0.00	0.00	-	194.00	-	42	0.00	0.00	0.00	-	237.00	-	60	0.00	0.00	0.00	-	93.50	-	61	0.00	0.00	0.00	-	176.00	-	90	-	-	5,900		
5,950	159.00	159.00	159.00	159.00	159.00	30	49	0.00	0.00	0.00	-	212.00	-	1	0.00	159.00	0.00	-	115.00	-	2	0.00	0.00	0.00	-	200.00	-	150	-	-	5,950		

FTSE/Athex Large Cap

(Trade Unit: 1 Index Point x 2€ - Exercise Style: European, Cash Settlement)

Exercise Price	Call Options														Put Options																		
	June 2026							July 2026							Other Months		June 2026							July 2026							Other Months		Exercise Price
	Open price	Price max	Price min	Last price	Closing price	Volume	Open Interest	Open price	Price max	Price min	Last price	Closing price	Volume	Open Interest	Volume	Open Interest	Open price	Price max	Price min	Last price	Closing price	Volume	Open Interest	Open price	Price max	Price min	Last price	Closing price	Volume	Open Interest	Volume	Open Interest	
6,000	0.00	0.00	0.00	-	139.00	-	40	0.00	0.00	0.00	-	188.00	-	-			0.00	0.00	0.00	-	139.00	-	30	200.00	200.00	200.00	200.00	200.00	30	50			
6,050	100.00	100.00	100.00	100.00	100.00	4	11	0.00	0.00	0.00	-	166.00	-	-			141.00	100.00	141.00	141.00	141.00	30	90	227.00	227.00	227.00	227.00	227.00	30	90			6,050
6,100	0.00	0.00	0.00	-	96.00	-	12	137.00	137.00	137.00	137.00	137.00	1	-			0.00	0.00	0.00	-	195.00	-	30	256.00	260.00	256.00	260.00	260.00	60	60			6,100
6,150	0.00	0.00	0.00	-	78.50	-	-	0.00	0.00	0.00	-	129.00	-	-			0.00	0.00	0.00	-	228.00	-	-	0.00	0.00	0.00	-	316.00	-	-			6,150
6,200	0.00	0.00	0.00	-	63.50	-	-	0.00	0.00	0.00	-	112.00	-	-			0.00	0.00	0.00	-	263.00	-	-	0.00	0.00	0.00	-	350.00	-	-			6,200
6,250	0.00	0.00	0.00	-	51.00	-	-	0.00	0.00	0.00	-	97.50	-	-			0.00	0.00	0.00	-	300.00	-	-	0.00	0.00	0.00	-	385.00	-	-			6,250
6,300	0.00	0.00	0.00	-	40.25	-	-	0.00	0.00	0.00	-	84.50	-	-			0.00	0.00	0.00	-	339.00	-	-	0.00	0.00	0.00	-	422.00	-	-			6,300
6,350	0.00	0.00	0.00	-	31.50	-	-	0.00	0.00	0.00	-	72.50	-	-			0.00	0.00	0.00	-	380.00	-	-	0.00	0.00	0.00	-	460.00	-	-			6,350
6,400	0.00	0.00	0.00	-	24.25	-	-	0.00	0.00	0.00	-	62.50	-	-			0.00	0.00	0.00	-	423.00	-	-	0.00	0.00	0.00	-	499.00	-	-			6,400
6,450	0.00	0.00	0.00	-	18.75	-	-	0.00	0.00	0.00	-	53.50	-	-			0.00	0.00	0.00	-	467.00	-	-	0.00	0.00	0.00	-	540.00	-	-			6,450
6,500	0.00	0.00	0.00	-	14.00	-	-	0.00	0.00	0.00	-	45.25	-	-			0.00	0.00	0.00	-	513.00	-	-	0.00	0.00	0.00	-	582.00	-	-			6,500
6,550	0.00	0.00	0.00	-	10.50	-	-	-	-	-	-	-	-	-			0.00	0.00	0.00	-	559.00	-	-	-	-	-	-	-	-	-			6,550
6,600	0.00	0.00	0.00	-	7.80	-	-	-	-	-	-	-	-	-			0.00	0.00	0.00	-	606.00	-	-	-	-	-	-	-	-	-			6,600
6,650	0.00	0.00	0.00	-	5.70	-	-	-	-	-	-	-	-	-			0.00	0.00	0.00	-	654.00	-	-	-	-	-	-	-	-	-			6,650
Totals:						34	758						1	453	0	0						30	872					120	802	0	0		
Number of Trades:							3							1		0							1						4		0		

Allwyn AG (CR)

(Contract Size: 100 Securities, Exercise Style: American, Physical Delivery)

Call Options														Put Options																		
June 2026							July 2026							Other Months		June 2026							July 2026							Other Months		Exercise Price
Open price	Price max	Price min	Last price	Closing price	Volume	Open Interest	Open price	Price max	Price min	Last price	Closing price	Volume	Open Interest	Volume	Open Interest	Open price	Price max	Price min	Last price	Closing price	Volume	Open Interest	Open price	Price max	Price min	Last price	Closing price	Volume	Open Interest	Volume	Open Interest	
8.500	0.000	0.000	0.000	4.11	-	-	0.000	0.000	0.000	4.12	-	-				0.000	0.000	0.000	0.001	-	-	0.000	0.000	0.000	0.001	-	-				0.085	
8.750	0.000	0.000	0.000	3.86	-	-	0.000	0.000	0.000	3.87	-	-				0.000	0.000	0.000	0.001	-	-	0.000	0.000	0.000	0.001	-	-				0.088	
9.000	0.000	0.000	0.000	3.61	-	-	0.000	0.000	0.000	3.63	-	-				0.000	0.000	0.000	0.001	-	-	0.000	0.000	0.000	0.002	-	-				0.090	
9.250	0.000	0.000	0.000	3.36	-	-	0.000	0.000	0.000	3.38	-	-				0.000	0.000	0.000	0.001	-	-	0.000	0.000	0.000	0.004	-	-				0.093	
9.500	0.000	0.000	0.000	3.11	-	-	0.000	0.000	0.000	3.13	-	-				0.000	0.000	0.000	0.001	-	-	0.000	0.000	0.000	0.008	-	-				0.095	
9.750	0.000	0.000	0.000	2.86	-	-	0.000	0.000	0.000	2.89	-	-				0.000	0.000	0.000	0.001	-	-	0.000	0.000	0.000	0.013	-	-				0.098	
10.000	0.000	0.000	0.000	2.61	-	-	0.000	0.000	0.000	2.65	-	-				0.000	0.000	0.000	0.001	-	-	0.000	0.000	0.000	0.022	-	-				0.100	
10.500	0.000	0.000	0.000	2.12	-	-	0.000	0.000	0.000	2.18	-	-				0.000	0.000	0.000	0.005	-	-	0.000	0.000	0.000	0.054	-	-				0.105	
11.000	0.000	0.000	0.000	1.64	-	-	0.000	0.000	0.000	1.75	-	-				0.000	0.000	0.000	0.023	-	-	0.000	0.000	0.000	0.117	-	-				0.110	
11.500	0.000	0.000	0.000	1.19	-	-	0.000	0.000	0.000	1.35	-	-				0.000	0.000	0.000	0.072	-	35	0.000	0.000	0.000	0.223	-	-				0.115	
12.000	0.000	0.000	0.000	0.793	-	-	0.000	0.000	0.000	1.01	-	10				0.000	0.000	0.000	0.179	-	15	0.000	0.000	0.000	0.380	-	-				0.120	
12.500	0.000	0.000	0.000	0.487	-	-	0.000	0.000	0.000	0.728	-	-				0.000	0.000	0.000	0.373	-	-	0.000	0.000	0.000	0.596	-	-				0.125	
13.000	0.000	0.000	0.000	0.270	-	15	0.000	0.000	0.000	0.504	-	-				0.000	0.000	0.000	0.656	-	-	0.000	0.000	0.000	0.872	-	-				0.130	
13.500	0.000	0.000	0.000	0.134	-	-	0.000	0.000	0.000	0.336	-	-				0.000	0.000	0.000	1.02	-	-	0.000	0.000	0.000	1.20	-	-				0.135	
14.000	0.000	0.000	0.000	0.061	-	-	0.000	0.000	0.000	0.217	-	-				0.000	0.000	0.000	1.45	-	-	0.000	0.000	0.000	1.59	-	-				0.140	
14.500	0.000	0.000	0.000	0.024	-	-	0.000	0.000	0.000	0.135	-	-				0.000	0.000	0.000	1.91	-	-	0.000	0.000	0.000	2.01	-	-				0.145	
15.000	0.000	0.000	0.000	0.009	-	-	0.000	0.000	0.000	0.082	-	-				0.000	0.000	0.000	2.40	-	-	0.000	0.000	0.000	2.46	-	-				0.150	
15.500	0.000	0.000	0.000	0.003	-	-	0.000	0.000	0.000	0.048	-	-				0.000	0.000	0.000	2.90	-	-	0.000	0.000	0.000	2.92	-	-				0.155	
16.000	0.000	0.000	0.000	0.001	-	-	0.000	0.000	0.000	0.027	-	-				0.000	0.000	0.000	3.40	-	-	0.000	0.000	0.000	3.41	-	-				0.160	
16.500	0.000	0.000	0.000	0.001	-	-	0.000	0.000	0.000	0.014	-	-				0.000	0.000	0.000	3.90	-	-	0.000	0.000	0.000	3.90	-	-				0.165	
17.000	0.000	0.000	0.000	0.001	-	-	0.000	0.000	0.000	0.007	-	-				0.000	0.000	0.000	4.40	-	-	0.000	0.000	0.000	4.40	-	-				0.170	
17.500	0.000	0.000	0.000	0.003	-	-	0.000	0.000	0.000	0.004	-	-				0.000	0.000	0.000	4.90	-	-	0.000	0.000	0.000	4.90	-	-				0.175	
18.000	0.000	0.000	0.000	0.001	-	-	0.000	0.000	0.000	0.002	-	-				0.000	0.000	0.000	5.40	-	-	0.000	0.000	0.000	5.40	-	-				0.180	
18.500	0.000	0.000	0.000	0.001	-	-	0.000	0.000	0.000	0.001	-	-				0.000	0.000	0.000	5.90	-	-	0.000	0.000	0.000	5.90	-	-				0.185	
19.000	0.000	0.000	0.000	0.001	-	-	0.000	0.000	0.000	0.001	-	-				0.000	0.000	0.000	6.40	-	50	0.000	0.000	0.000	6.40	-	-				0.190	
19.500	0.000	0.000	0.000	0.001	-	-					-	-				0.000	0.000	0.000	6.90	-	50					-	-				0.195	
20.000	0.000	0.000	0.000	0.001	-	-					-	-				0.000	0.000	0.000	7.40	-	-					-	-				0.200	
21.000	0.000	0.000	0.000	0.001	-	-					-	-				0.000	0.000	0.000	8.40	-	-					-	-				0.210	
22.000	0.000	0.000	0.000	0.001	-	-					-	-				0.000	0.000	0.000	9.40	-	-					-	-				0.220	
23.000	0.000	0.000	0.000	0.001	-	-					-	-				0.000	0.000	0.000	10.40	-	-					-	-				0.230	
24.000	0.000	0.000	0.000	0.001	-	-					-	-				0.000	0.000	0.000	11.40	-	-					-	-				0.240	
25.000	0.000	0.000	0.000	0.002	-	-					-	-				0.000	0.000	0.000	12.40	-	-					-	-				0.250	
26.000	0.000	0.000	0.000	0.001	-	-					-	-				0.000	0.000	0.000	13.40	-	-					-	-				0.260	
27.000	0.000	0.000	0.000	0.001	-	-					-	-				0.000	0.000	0.000	14.40	-	-					-	-				0.270	
28.000	0.000	0.000	0.000	0.001	-	-					-	-				0.000	0.000	0.000	15.40	-	-					-	-				0.280	
29.000	0.000	0.000	0.000	0.001	-	-					-	-				0.000	0.000	0.000	16.40	-	-					-	-				0.290	

Allwyn AG (CR)

(Contract Size: 100 Securities, Exercise Style: American, Physical Delivery)

	Call Options														Put Options																		
	June 2026						July 2026						Other Months		June 2026						July 2026						Other Months						
Exercise Price	Open price	Price max	Price min	Last price	Closing price	Volume	Open Interest	Open price	Price max	Price min	Last price	Closing price	Volume	Open Interest	Volume	Open Interest	Open price	Price max	Price min	Last price	Closing price	Volume	Open Interest	Open price	Price max	Price min	Last price	Closing price	Volume	Open Interest	Volume	Open Interest	Exercise Price
30.000	0.000	0.000	0.000		0.001	-	-						-	-			0.000	0.000	0.000		17.40	-	-						-	-			0.300
Totals:						0	15						0	10	0	0					0	150						0	0	0	0		
Number of Trades:							0						0		0						0.00						0		0				

ALPHA BANK (CR)

(Contract Size: 100 Securities, Exercise Style: American, Physical Delivery)

Call Options																Put Options																	
Exercise Price	June 2026						July 2026						Other Months		June 2026						July 2026						Other Months		Exercise Price				
	Open price	Price max	Price min	Last price	Closing price	Volume	Open Interest	Open price	Price max	Price min	Last price	Closing price	Volume	Open Interest	Volume	Open Interest	Open price	Price max	Price min	Last price	Closing price	Volume	Open Interest	Open price	Price max	Price min	Last price	Closing price		Volume	Open Interest	Volume	Open Interest
2.000	0.000	0.000	0.000		1.91	-	-									0.000	0.000	0.000		0.001	-	-											0.020
2.100	0.000	0.000	0.000		1.81	-	-									0.000	0.000	0.000		0.001	-	-											0.021
2.200	0.000	0.000	0.000		1.71	-	-									0.000	0.000	0.000		0.001	-	-											0.022
2.300	0.000	0.000	0.000		1.61	-	-									0.000	0.000	0.000		0.001	-	-											0.023
2.400	0.000	0.000	0.000		1.51	-	-	0.000	0.000	0.000		1.52	-	-		0.000	0.000	0.000		0.001	-	-	0.000	0.000	0.000		0.001	-	-				0.024
2.500	0.000	0.000	0.000		1.41	-	-	0.000	0.000	0.000		1.42	-	-		0.000	0.000	0.000		0.001	-	-	0.000	0.000	0.000		0.001	-	-				0.025
2.600	0.000	0.000	0.000		1.31	-	-	0.000	0.000	0.000		1.32	-	-		0.000	0.000	0.000		0.001	-	-	0.000	0.000	0.000		0.002	-	-				0.026
2.700	0.000	0.000	0.000		1.21	-	-	0.000	0.000	0.000		1.22	-	-		0.000	0.000	0.000		0.001	-	-	0.000	0.000	0.000		0.004	-	-				0.027
2.800	0.000	0.000	0.000		1.11	-	-	0.000	0.000	0.000		1.12	-	-		0.000	0.000	0.000		0.001	-	-	0.000	0.000	0.000		0.007	-	-				0.028
2.900	0.000	0.000	0.000		1.01	-	-	0.000	0.000	0.000		1.03	-	-		0.000	0.000	0.000		0.001	-	-	0.000	0.000	0.000		0.012	-	-				0.029
3.000	0.000	0.000	0.000		0.916	-	-	0.000	0.000	0.000		0.937	-	-		0.000	0.000	0.000		0.002	-	-	0.000	0.000	0.000		0.019	-	-				0.030
3.100	0.000	0.000	0.000		0.818	-	-	0.000	0.000	0.000		0.847	-	-		0.000	0.000	0.000		0.005	-	-	0.000	0.000	0.000		0.029	-	-				0.031
3.200	0.000	0.000	0.000		0.723	-	-	0.000	0.000	0.000		0.760	-	-		0.000	0.000	0.000		0.009	-	-	0.000	0.000	0.000		0.041	-	-				0.032
3.300	0.000	0.000	0.000		0.630	-	-	0.000	0.000	0.000		0.678	-	-		0.000	0.000	0.000		0.016	-	-	0.000	0.000	0.000		0.059	-	-				0.033
3.400	0.000	0.000	0.000		0.541	-	-	0.000	0.000	0.000		0.600	-	-		0.000	0.000	0.000		0.027	-	-	0.000	0.000	0.000		0.081	-	-				0.034
3.500	0.000	0.000	0.000		0.458	-	-	0.000	0.000	0.000		0.527	-	-		0.000	0.000	0.000		0.044	-	-	0.000	0.000	0.000		0.108	-	-				0.035
3.600	0.000	0.000	0.000		0.382	-	-	0.000	0.000	0.000		0.461	-	-		0.000	0.000	0.000		0.068	-	45	0.000	0.000	0.000		0.141	-	-				0.036
3.700	0.000	0.000	0.000		0.313	-	-	0.000	0.000	0.000		0.397	-	-		0.000	0.000	0.000		0.099	-	15	0.000	0.000	0.000		0.178	-	-				0.037
3.800	0.000	0.000	0.000		0.251	-	-	0.000	0.000	0.000		0.343	-	-		0.000	0.000	0.000		0.137	-	-	0.000	0.000	0.000		0.223	-	-				0.038
3.900	0.000	0.000	0.000		0.197	-	2,000	0.000	0.000	0.000		0.291	-	-		0.000	0.000	0.000		0.183	-	-	0.000	0.000	0.000		0.271	-	-				0.039
4.000	0.000	0.000	0.000		0.154	-	10	0.000	0.000	0.000		0.248	-	-		0.000	0.000	0.000		0.240	-	-	0.000	0.000	0.000		0.328	-	-				0.040
4.250	0.000	0.000	0.000		0.075	-	-	0.000	0.000	0.000		0.159	-	-		0.000	0.000	0.000		0.411	-	-	0.000	0.000	0.000		0.489	-	-				0.043
4.400	0.000	0.000	0.000		0.046	-	-									0.000	0.000	0.000		0.532	-	-											0.044
4.500	0.000	0.000	0.000		0.032	-	-	0.000	0.000	0.000		0.098	-	-		0.000	0.000	0.000		0.618	-	-	0.000	0.000	0.000		0.678	-	-				0.045
4.750	0.000	0.000	0.000		0.013	-	-	0.000	0.000	0.000		0.058	-	-		0.000	0.000	0.000		0.849	-	-	0.000	0.000	0.000		0.888	-	-				0.048
4.800	0.000	0.000	0.000		0.010	-	-									0.000	0.000	0.000		0.897	-	-											0.048
5.000	0.000	0.000	0.000		0.004	-	-	0.000	0.000	0.000		0.033	-	-		0.000	0.000	0.000		1.09	-	-	0.000	0.000	0.000		1.11	-	-				0.050
5.250	0.000	0.000	0.000		0.001	-	-	0.000	0.000	0.000		0.018	-	-		0.000	0.000	0.000		1.34	-	-	0.000	0.000	0.000		1.35	-	-				0.053
5.500	0.000	0.000	0.000		0.001	-	-	0.000	0.000	0.000		0.010	-	-		0.000	0.000	0.000		1.59	-	-	0.000	0.000	0.000		1.59	-	-				0.055
5.750	0.000	0.000	0.000		0.001	-	-	0.000	0.000	0.000		0.005	-	-		0.000	0.000	0.000		1.84	-	-	0.000	0.000	0.000		1.84	-	-				0.058
6.000	0.000	0.000	0.000		0.001	-	-	0.000	0.000	0.000		0.003	-	-		0.000	0.000	0.000		2.09	-	-	0.000	0.000	0.000		2.09	-	-				0.060
6.250	0.000	0.000	0.000		0.001	-	-	0.000	0.000	0.000		0.001	-	-		0.000	0.000	0.000		2.34	-	-	0.000	0.000	0.000		2.34	-	-				0.063
6.500	0.000	0.000	0.000		0.001	-	-									0.000	0.000	0.000		2.59	-	-											0.065
6.750	0.000	0.000	0.000		0.001	-	-									0.000	0.000	0.000		2.84	-	-											0.068
7.000	0.000	0.000	0.000		0.001	-	-									0.000	0.000	0.000		3.09	-	-											0.070

ALPHA BANK (CR)

(Contract Size: 100 Securities, Exercise Style: American, Physical Delivery)

Exercise Price	Call Options														Put Options										Exercise Price										
	June 2026				July 2026				Other Months		June 2026				July 2026				Other Months																
	Open price	Price max	Price min	Last price	Closing price	Volume	Open Interest	Open price	Price max	Price min	Last price	Closing price	Volume	Open Interest	Volume	Open Interest	Open price	Price max	Price min	Last price	Closing price	Volume	Open Interest	Volume		Open Interest									
Totals:						0	2,010							0	0	0	0							0	60							0	0	0	0
Number of Trades:							0							0		0							0.00							0		0			

NATIONAL BANK (CR)

(Contract Size: 100 Securities, Exercise Style: American, Physical Delivery)

Call Options																Put Options																		
June 2026							July 2026							Other Months		June 2026					July 2026					Other Months		Exercise Price						
Exercise Price	Open price	Price max	Price min	Last price	Closing price	Volume	Open Interest	Open price	Price max	Price min	Last price	Closing price	Volume	Open Interest	Volume	Open Interest	Open price	Price max	Price min	Last price	Closing price	Volume	Open Interest	Open price	Price max	Price min	Last price		Closing price	Volume	Open Interest	Volume	Open Interest	
8.250	0.000	0.000	0.000		6.59	-	-										0.000	0.000	0.000		0.001	-	-										0.083	
8.400	0.000	0.000	0.000		6.44	-	-										0.000	0.000	0.000		0.001	-	-										0.084	
8.500	0.000	0.000	0.000		6.34	-	-										0.000	0.000	0.000		0.001	-	-										0.085	
8.750	0.000	0.000	0.000		6.09	-	-										0.000	0.000	0.000		0.001	-	-										0.088	
8.800	0.000	0.000	0.000		6.04	-	-										0.000	0.000	0.000		0.001	-	-										0.088	
9.000	0.000	0.000	0.000		5.84	-	-										0.000	0.000	0.000		0.001	-	-										0.090	
9.200	0.000	0.000	0.000		5.64	-	-										0.000	0.000	0.000		0.001	-	-										0.092	
9.250	0.000	0.000	0.000		5.59	-	-	0.000	0.000	0.000		5.61	-	-			0.000	0.000	0.000		0.001	-	-	0.000	0.000	0.000		0.001	-	-			0.093	
9.500	0.000	0.000	0.000		5.34	-	-	0.000	0.000	0.000		5.36	-	-			0.000	0.000	0.000		0.001	-	-	0.000	0.000	0.000		0.001	-	-			0.095	
9.600	0.000	0.000	0.000		5.24	-	-										0.000	0.000	0.000		0.001	-	-										0.096	
9.750	0.000	0.000	0.000		5.09	-	-	0.000	0.000	0.000		5.11	-	-			0.000	0.000	0.000		0.001	-	-	0.000	0.000	0.000		0.002	-	-			0.098	
10.000	0.000	0.000	0.000		4.84	-	-	0.000	0.000	0.000		4.86	-	-			0.000	0.000	0.000		0.002	-	-	0.000	0.000	0.000		0.003	-	-			0.100	
10.500	0.000	0.000	0.000		4.34	-	-	0.000	0.000	0.000		4.37	-	-			0.000	0.000	0.000		0.001	-	-	0.000	0.000	0.000		0.008	-	-			0.105	
11.000	0.000	0.000	0.000		3.84	-	-	0.000	0.000	0.000		3.88	-	-			0.000	0.000	0.000		0.001	-	-	0.000	0.000	0.000		0.020	-	-			0.110	
11.500	0.000	0.000	0.000		3.35	-	-	0.000	0.000	0.000		3.40	-	-			0.000	0.000	0.000		0.003	-	-	0.000	0.000	0.000		0.042	-	-			0.115	
12.000	0.000	0.000	0.000		2.85	-	-	0.000	0.000	0.000		2.94	-	-			0.000	0.000	0.000		0.010	-	-	0.000	0.000	0.000		0.080	-	-			0.120	
12.500	0.000	0.000	0.000		2.37	-	-	0.000	0.000	0.000		2.50	-	-			0.000	0.000	0.000		0.029	-	133	0.000	0.000	0.000		0.140	-	-			0.125	
13.000	0.000	0.000	0.000		1.91	-	-	0.000	0.000	0.000		2.09	-	-			0.000	0.000	0.000		0.070	-	1	0.000	0.000	0.000		0.229	-	-			0.130	
13.500	0.000	0.000	0.000		1.49	-	-	0.000	0.000	0.000		1.72	-	-			0.000	0.000	0.000		0.144	-	147	0.000	0.000	0.000		0.359	-	-			0.135	
14.000	0.000	0.000	0.000		1.11	-	-	0.000	0.000	0.000		1.40	-	-			0.000	0.000	0.000		0.266	-	-	0.000	0.000	0.000		0.530	-	-			0.140	
14.500	0.000	0.000	0.000		0.798	-	-	0.000	0.000	0.000		1.11	-	-			0.000	0.000	0.000		0.452	-	10	0.000	0.000	0.000		0.743	-	-			0.145	
15.000	0.000	0.000	0.000		0.548	-	15	0.000	0.000	0.000		0.865	-	-			0.000	0.000	0.000		0.702	-	-	0.000	0.000	0.000		0.997	-	-			0.150	
15.500	0.000	0.000	0.000		0.358	-	15	0.000	0.000	0.000		0.655	-	-			0.000	0.000	0.000		1.01	-	-	0.000	0.000	0.000		1.29	-	-			0.155	
16.000	0.000	0.000	0.000		0.223	-	-	0.000	0.000	0.000		0.499	-	-			0.000	0.000	0.000		1.38	-	-	0.000	0.000	0.000		1.63	-	-			0.160	
16.500	0.000	0.000	0.000		0.133	-	-	0.000	0.000	0.000		0.370	-	-			0.000	0.000	0.000		1.79	-	-	0.000	0.000	0.000		2.00	-	-			0.165	
17.000	0.000	0.000	0.000		0.075	-	-	0.000	0.000	0.000		0.265	-	-			0.000	0.000	0.000		2.23	-	-	0.000	0.000	0.000		2.40	-	-			0.170	
17.500	0.000	0.000	0.000		0.041	-	-	0.000	0.000	0.000		0.192	-	-			0.000	0.000	0.000		2.70	-	-	0.000	0.000	0.000		2.83	-	-			0.175	
18.000	0.000	0.000	0.000		0.021	-	-	0.000	0.000	0.000		0.136	-	-			0.000	0.000	0.000		3.18	-	-	0.000	0.000	0.000		3.27	-	-			0.180	
18.500	0.000	0.000	0.000		0.010	-	-	0.000	0.000	0.000		0.091	-	-			0.000	0.000	0.000		3.67	-	-	0.000	0.000	0.000		3.73	-	-			0.185	
19.000	0.000	0.000	0.000		0.005	-	-	0.000	0.000	0.000		0.065	-	-			0.000	0.000	0.000		4.17	-	-	0.000	0.000	0.000		4.21	-	-			0.190	
19.500	0.000	0.000	0.000		0.002	-	-	0.000	0.000	0.000		0.043	-	-			0.000	0.000	0.000		4.67	-	-	0.000	0.000	0.000		4.69	-	-			0.195	
20.000	0.000	0.000	0.000		0.001	-	-	0.000	0.000	0.000		0.029	-	-			0.000	0.000	0.000		5.17	-	-	0.000	0.000	0.000		5.18	-	-			0.200	
21.000	0.000	0.000	0.000		0.002	-	-										0.000	0.000	0.000		6.17	-	-										0.210	
22.000	0.000	0.000	0.000		0.001	-	-										0.000	0.000	0.000		7.17	-	-										0.220	
Totals:						0	30							0	0	0	0	0						0	291						0	0	0	0
Number of Trades:						0							0	0	0						0.00						0	0						

OTE (CR)

(Contract Size: 100 Securities, Exercise Style: American, Physical Delivery)

Call Options														Put Options																			
June 2026							July 2026							Other Months		June 2026							July 2026							Other Months		Exercise Price	
Open price	Price max	Price min	Last price	Closing price	Volume	Open Interest	Open price	Price max	Price min	Last price	Closing price	Volume	Open Interest	Volume	Open Interest	Open price	Price max	Price min	Last price	Closing price	Volume	Open Interest	Open price	Price max	Price min	Last price	Closing price	Volume	Open Interest	Volume	Open Interest		
10.000	0.000	0.000	0.000	8.20	-	-										0.000	0.000	0.000	0.001	-	-											0.100	
10.500	0.000	0.000	0.000	7.70	-	-										0.000	0.000	0.000	0.001	-	-											0.105	
11.000	0.000	0.000	0.000	7.20	-	-										0.000	0.000	0.000	0.001	-	-											0.110	
11.500	0.000	0.000	0.000	6.70	-	-										0.000	0.000	0.000	0.001	-	-											0.115	
12.000	0.000	0.000	0.000	6.20	-	-										0.000	0.000	0.000	0.002	-	-											0.120	
12.500	0.000	0.000	0.000	5.70	-	-										0.000	0.000	0.000	0.001	-	-											0.125	
13.000	0.000	0.000	0.000	5.21	-	-	0.000	0.000	0.000		5.23	-	-			0.000	0.000	0.000	0.001	-	-	0.000	0.000	0.000	0.001	-	-					0.130	
13.500	0.000	0.000	0.000	4.71	-	-	0.000	0.000	0.000		4.73	-	-			0.000	0.000	0.000	0.001	-	-	0.000	0.000	0.000	0.001	-	-					0.135	
14.000	0.000	0.000	0.000	4.21	-	-	0.000	0.000	0.000		4.23	-	-			0.000	0.000	0.000	0.001	-	-	0.000	0.000	0.000	0.003	-	-					0.140	
14.500	0.000	0.000	0.000	3.71	-	-	0.000	0.000	0.000		3.74	-	-			0.000	0.000	0.000	0.001	-	-	0.000	0.000	0.000	0.009	-	-					0.145	
15.000	0.000	0.000	0.000	3.21	-	-	0.000	0.000	0.000		3.25	-	-			0.000	0.000	0.000	0.001	-	-	0.000	0.000	0.000	0.022	-	-					0.150	
15.500	0.000	0.000	0.000	2.71	-	-	0.000	0.000	0.000		2.78	-	-			0.000	0.000	0.000	0.002	-	-	0.000	0.000	0.000	0.048	-	-					0.155	
16.000	0.000	0.000	0.000	2.22	-	-	0.000	0.000	0.000		2.33	-	-			0.000	0.000	0.000	0.008	-	-	0.000	0.000	0.000	0.094	-	-					0.160	
16.500	0.000	0.000	0.000	1.74	-	-	0.000	0.000	0.000		1.90	-	-			0.000	0.000	0.000	0.030	-	-	0.000	0.000	0.000	0.170	-	-					0.165	
17.000	0.000	0.000	0.000	1.29	-	-	0.000	0.000	0.000		1.52	-	-			0.000	0.000	0.000	0.082	-	45	0.000	0.000	0.000	0.284	-	-					0.170	
17.500	0.000	0.000	0.000	0.897	-	-	0.000	0.000	0.000		1.18	-	-			0.141	0.141	0.141	0.141	0.141	15	92	0.000	0.000	0.000	0.444	-	-					0.175
18.000	0.000	0.000	0.000	0.578	-	-	0.000	0.000	0.000		0.891	-	-			0.000	0.000	0.000	0.368	-	91	0.000	0.000	0.000	0.655	-	-					0.180	
18.500	0.286	0.286	0.286	0.286	0.286	15	-	0.000	0.000	0.000		0.654	-	-			0.000	0.000	0.000	0.629	-	-	0.000	0.000	0.000	0.918	-	-					0.185
19.000	0.000	0.000	0.000	0.183	-	75	0.000	0.000	0.000		0.466	-	30			0.000	0.000	0.000	0.975	-	-	0.000	0.000	0.000	1.23	-	-					0.190	
19.500	0.000	0.000	0.000	0.088	-	45	0.000	0.000	0.000		0.321	-	-			0.000	0.000	0.000	1.38	-	-	0.000	0.000	0.000	1.59	-	-					0.195	
20.000	0.000	0.000	0.000	0.039	-	-	0.000	0.000	0.000		0.213	-	-			0.000	0.000	0.000	1.83	-	-	0.000	0.000	0.000	1.98	-	-					0.200	
21.000	0.000	0.000	0.000	0.005	-	-	0.000	0.000	0.000		0.088	-	-			0.000	0.000	0.000	2.81	-	-	0.000	0.000	0.000	2.86	-	-					0.210	
22.000	0.000	0.000	0.000	0.001	-	-	0.000	0.000	0.000		0.032	-	-			0.000	0.000	0.000	3.81	-	-	0.000	0.000	0.000	3.82	-	-					0.220	
23.000	0.000	0.000	0.000	0.002	-	-	0.000	0.000	0.000		0.010	-	-			0.000	0.000	0.000	4.81	-	-	0.000	0.000	0.000	4.81	-	-					0.230	
24.000	0.000	0.000	0.000	0.001	-	-	0.000	0.000	0.000		0.003	-	-			0.000	0.000	0.000	5.81	-	-	0.000	0.000	0.000	5.81	-	-					0.240	
25.000	0.000	0.000	0.000	0.001	-	-	0.000	0.000	0.000		0.001	-	-			0.000	0.000	0.000	6.81	-	-	0.000	0.000	0.000	6.81	-	-					0.250	
26.000	0.000	0.000	0.000	0.001	-	-	0.000	0.000	0.000		0.001	-	-			0.000	0.000	0.000	7.81	-	-	0.000	0.000	0.000	7.81	-	-					0.260	
27.000	0.000	0.000	0.000	0.001	-	-	0.000	0.000	0.000		0.001	-	-			0.000	0.000	0.000	8.81	-	-	0.000	0.000	0.000	8.81	-	-					0.270	
28.000	0.000	0.000	0.000	0.001	-	-	0.000	0.000	0.000		0.001	-	-			0.000	0.000	0.000	9.81	-	-	0.000	0.000	0.000	9.81	-	-					0.280	
Totals:					15	120					0	30	0	0			15	228				0	0	0	0								
Number of Trades:					1						0		0			1.00							0										

PIRAEUS BANK (CR)

(Contract Size: 100 Securities, Exercise Style: American, Physical Delivery)

Call Options																Put Options																	
Exercise Price	June 2026						July 2026						Other Months		June 2026						July 2026						Other Months		Exercise Price				
	Open price	Price max	Price min	Last price	Closing price	Volume	Open Interest	Open price	Price max	Price min	Last price	Closing price	Volume	Open Interest	Volume	Open Interest	Open price	Price max	Price min	Last price	Closing price	Volume	Open Interest	Open price	Price max	Price min	Last price	Closing price		Volume	Open Interest	Volume	Open Interest
4.250	0.000	0.000	0.000		4.90	-	-						-	-			0.000	0.000	0.000		0.001	-	-					-	-			0.043	
4.500	0.000	0.000	0.000		4.66	-	-						-	-			0.000	0.000	0.000		0.001	-	-					-	-			0.045	
4.750	0.000	0.000	0.000		4.41	-	-						-	-			0.000	0.000	0.000		0.001	-	-					-	-			0.048	
5.000	0.000	0.000	0.000		4.16	-	-						-	-			0.000	0.000	0.000		0.001	-	-					-	-			0.050	
5.250	0.000	0.000	0.000		3.91	-	-						-	-			0.000	0.000	0.000		0.001	-	-					-	-			0.053	
5.500	0.000	0.000	0.000		3.66	-	-	0.000	0.000	0.000		3.67	-	-			0.000	0.000	0.000		0.001	-	-	0.000	0.000	0.000		0.001	-	-			0.055
5.750	0.000	0.000	0.000		3.41	-	-	0.000	0.000	0.000		3.42	-	-			0.000	0.000	0.000		0.001	-	-	0.000	0.000	0.000		0.001	-	-			0.058
6.000	0.000	0.000	0.000		3.16	-	-	0.000	0.000	0.000		3.17	-	-			0.000	0.000	0.000		0.001	-	-	0.000	0.000	0.000		0.003	-	-			0.060
6.250	0.000	0.000	0.000		2.91	-	-	0.000	0.000	0.000		2.92	-	-			0.000	0.000	0.000		0.001	-	-	0.000	0.000	0.000		0.005	-	-			0.063
6.500	0.000	0.000	0.000		2.66	-	-	0.000	0.000	0.000		2.68	-	-			0.000	0.000	0.000		0.001	-	-	0.000	0.000	0.000		0.010	-	-			0.065
6.750	0.000	0.000	0.000		2.41	-	-	0.000	0.000	0.000		2.44	-	-			0.000	0.000	0.000		0.001	-	-	0.000	0.000	0.000		0.020	-	-			0.068
7.000	0.000	0.000	0.000		2.16	-	-	0.000	0.000	0.000		2.20	-	-			0.000	0.000	0.000		0.003	-	-	0.000	0.000	0.000		0.034	-	-			0.070
7.250	0.000	0.000	0.000		1.92	-	-	0.000	0.000	0.000		1.97	-	-			0.000	0.000	0.000		0.007	-	-	0.000	0.000	0.000		0.055	-	-			0.073
7.500	0.000	0.000	0.000		1.68	-	-	0.000	0.000	0.000		1.75	-	-			0.000	0.000	0.000		0.016	-	-	0.000	0.000	0.000		0.083	-	-			0.075
7.750	0.000	0.000	0.000		1.44	-	-	0.000	0.000	0.000		1.55	-	-			0.000	0.000	0.000		0.033	-	-	0.000	0.000	0.000		0.126	-	-			0.078
8.000	0.000	0.000	0.000		1.22	-	-	0.000	0.000	0.000		1.35	-	-			0.000	0.000	0.000		0.060	-	-	0.000	0.000	0.000		0.178	-	-			0.080
8.250	0.000	0.000	0.000		1.01	-	-	0.000	0.000	0.000		1.17	-	-			0.000	0.000	0.000		0.102	-	-	0.000	0.000	0.000		0.244	-	-			0.083
8.500	0.000	0.000	0.000		0.823	-	-	0.000	0.000	0.000		1.00	-	-			0.000	0.000	0.000		0.163	-	-	0.000	0.000	0.000		0.329	-	-			0.085
8.750	0.000	0.000	0.000		0.655	-	10	0.000	0.000	0.000		0.846	-	-			0.000	0.000	0.000		0.245	-	-	0.000	0.000	0.000		0.423	-	-			0.088
9.000	0.000	0.000	0.000		0.510	-	900	0.000	0.000	0.000		0.714	-	-			0.000	0.000	0.000		0.350	-	-	0.000	0.000	0.000		0.541	-	-			0.090
9.250	0.000	0.000	0.000		0.387	-	45	0.000	0.000	0.000		0.594	-	-			0.000	0.000	0.000		0.477	-	-	0.000	0.000	0.000		0.670	-	-			0.093
9.500	0.000	0.000	0.000		0.285	-	-	0.000	0.000	0.000		0.490	-	-			0.000	0.000	0.000		0.625	-	-	0.000	0.000	0.000		0.816	-	-			0.095
9.750	0.000	0.000	0.000		0.206	-	-	0.000	0.000	0.000		0.401	-	-			0.000	0.000	0.000		0.796	-	-	0.000	0.000	0.000		0.978	-	-			0.098
10.000	0.000	0.000	0.000		0.147	-	-	0.000	0.000	0.000		0.324	-	-			0.000	0.000	0.000		0.987	-	-	0.000	0.000	0.000		1.15	-	-			0.100
10.500	0.000	0.000	0.000		0.068	-	-	0.000	0.000	0.000		0.207	-	-			0.000	0.000	0.000		1.41	-	-	0.000	0.000	0.000		1.53	-	-			0.105
11.000	0.000	0.000	0.000		0.030	-	-	0.000	0.000	0.000		0.129	-	-			0.000	0.000	0.000		1.87	-	-	0.000	0.000	0.000		1.96	-	-			0.110
11.500	0.000	0.000	0.000		0.011	-	-	0.000	0.000	0.000		0.078	-	-			0.000	0.000	0.000		2.36	-	-	0.000	0.000	0.000		2.41	-	-			0.115
12.000	0.000	0.000	0.000		0.004	-	-	0.000	0.000	0.000		0.046	-	-			0.000	0.000	0.000		2.85	-	-	0.000	0.000	0.000		2.88	-	-			0.120
12.500	0.000	0.000	0.000		0.001	-	-	0.000	0.000	0.000		0.026	-	-			0.000	0.000	0.000		3.35	-	-	0.000	0.000	0.000		3.36	-	-			0.125
13.000	0.000	0.000	0.000		0.001	-	-	0.000	0.000	0.000		0.014	-	-			0.000	0.000	0.000		3.85	-	-	0.000	0.000	0.000		3.85	-	-			0.130
13.500	0.000	0.000	0.000		0.001	-	-	0.000	0.000	0.000		0.007	-	-			0.000	0.000	0.000		4.35	-	-	0.000	0.000	0.000		4.35	-	-			0.135
Totals:						0	955						0	0	0	0					0	0						0	30	0	0		
Number of Trades:						0							0		0						0.00							0		0			

PPC (CR)

(Contract Size: 100 Securities, Exercise Style: American, Physical Delivery)

Call Options																Put Options															
June 2026							July 2026							Other Months		June 2026					July 2026					Other Months		Exercise Price			
Open price	Price max	Price min	Last price	Closing price	Volume	Open Interest	Open price	Price max	Price min	Last price	Closing price	Volume	Open Interest	Volume	Open Interest	Open price	Price max	Price min	Last price	Closing price	Volume	Open Interest	Open price	Price max	Price min	Last price	Closing price		Volume	Open Interest	Volume
9.200	0.000	0.000	0.000	12.37	-	-										0.000	0.000	0.000	0.001	-	-										0.092
9.500	0.000	0.000	0.000	12.07	-	-										0.000	0.000	0.000	0.001	-	-										0.095
9.600	0.000	0.000	0.000	11.97	-	-										0.000	0.000	0.000	0.001	-	-										0.096
9.750	0.000	0.000	0.000	11.82	-	-										0.000	0.000	0.000	0.001	-	-										0.098
10.000	0.000	0.000	0.000	11.57	-	-										0.000	0.000	0.000	0.001	-	-										0.100
10.500	0.000	0.000	0.000	11.07	-	-										0.000	0.000	0.000	0.001	-	-										0.105
11.000	0.000	0.000	0.000	10.57	-	-										0.000	0.000	0.000	0.001	-	-										0.110
11.500	0.000	0.000	0.000	10.07	-	-										0.000	0.000	0.000	0.001	-	-										0.115
12.000	0.000	0.000	0.000	9.57	-	-										0.000	0.000	0.000	0.001	-	-										0.120
12.500	0.000	0.000	0.000	9.07	-	-										0.000	0.000	0.000	0.001	-	-										0.125
13.000	0.000	0.000	0.000	8.58	-	-	0.000	0.000	0.000		8.60	-	-			0.000	0.000	0.000	0.001	-	-	0.000	0.000	0.000		0.001	-	-		0.130	
13.500	0.000	0.000	0.000	8.08	-	-	0.000	0.000	0.000		8.10	-	-			0.000	0.000	0.000	0.001	-	-	0.000	0.000	0.000		0.001	-	-		0.135	
14.000	0.000	0.000	0.000	7.58	-	-	0.000	0.000	0.000		7.60	-	-			0.000	0.000	0.000	0.001	-	-	0.000	0.000	0.000		0.001	-	-		0.140	
14.500	0.000	0.000	0.000	7.08	-	-	0.000	0.000	0.000		7.10	-	-			0.000	0.000	0.000	0.001	-	-	0.000	0.000	0.000		0.002	-	-		0.145	
15.000	0.000	0.000	0.000	6.58	-	-	0.000	0.000	0.000		6.60	-	-			0.000	0.000	0.000	0.001	-	-	0.000	0.000	0.000		0.001	-	-		0.150	
15.500	0.000	0.000	0.000	6.08	-	-	0.000	0.000	0.000		6.10	-	-			0.000	0.000	0.000	0.001	-	-	0.000	0.000	0.000		0.001	-	-		0.155	
16.000	0.000	0.000	0.000	5.58	-	-	0.000	0.000	0.000		5.60	-	-			0.000	0.000	0.000	0.002	-	-	0.000	0.000	0.000		0.001	-	-		0.160	
16.500	0.000	0.000	0.000	5.08	-	-	0.000	0.000	0.000		5.11	-	-			0.000	0.000	0.000	0.001	-	-	0.000	0.000	0.000		0.002	-	-		0.165	
17.000	0.000	0.000	0.000	4.58	-	-	0.000	0.000	0.000		4.61	-	-			0.000	0.000	0.000	0.003	-	-	0.000	0.000	0.000		0.005	-	-		0.170	
17.500	0.000	0.000	0.000	4.08	-	-	0.000	0.000	0.000		4.12	-	-			0.000	0.000	0.000	0.002	-	-	0.000	0.000	0.000		0.011	-	-		0.175	
18.000	0.000	0.000	0.000	3.58	-	-	0.000	0.000	0.000		3.63	-	-			0.000	0.000	0.000	0.001	-	3	0.000	0.000	0.000		0.025	-	-		0.180	
18.500	0.000	0.000	0.000	3.09	-	60	0.000	0.000	0.000		3.16	-	-			0.000	0.000	0.000	0.004	-	3	0.000	0.000	0.000		0.050	-	-		0.185	
19.000	0.000	0.000	0.000	2.60	-	15	0.000	0.000	0.000		2.70	-	-			0.000	0.000	0.000	0.014	-	32	0.000	0.000	0.000		0.093	-	-		0.190	
19.500	0.000	0.000	0.000	2.12	-	-	0.000	0.000	0.000		2.27	-	-			0.000	0.000	0.000	0.038	-	35	0.000	0.000	0.000		0.160	-	-		0.195	
20.000	0.000	0.000	0.000	1.67	-	55	0.000	0.000	0.000		1.87	-	-			0.000	0.000	0.000	0.085	-	137	0.000	0.000	0.000		0.258	-	-		0.200	
21.000	0.000	0.000	0.000	0.906	-	112	0.000	0.000	0.000		1.18	-	45			0.000	0.000	0.000	0.323	-	75	0.000	0.000	0.000		0.570	-	-		0.210	
22.000	0.000	0.000	0.000	0.393	-	255	0.000	0.000	0.000		0.688	-	15			0.000	0.000	0.000	0.810	-	15	0.000	0.000	0.000		1.07	-	-		0.220	
23.000	0.000	0.000	0.000	0.136	-	-	0.000	0.000	0.000		0.360	-	30			0.000	0.000	0.000	1.55	-	-	0.000	0.000	0.000		1.75	-	-		0.230	
24.000	0.000	0.000	0.000	0.036	-	-	0.000	0.000	0.000		0.170	-	-			0.000	0.000	0.000	2.46	-	-	0.000	0.000	0.000		2.56	-	-		0.240	
25.000	0.000	0.000	0.000	0.007	-	-	0.000	0.000	0.000		0.073	-	-			0.000	0.000	0.000	3.44	-	-	0.000	0.000	0.000		3.48	-	-		0.250	
26.000	0.000	0.000	0.000	0.001	-	-	0.000	0.000	0.000		0.029	-	-			0.000	0.000	0.000	4.44	-	-	0.000	0.000	0.000		4.44	-	-		0.260	
27.000	0.000	0.000	0.000	0.001	-	-	0.000	0.000	0.000		0.009	-	-			0.000	0.000	0.000	5.44	-	-	0.000	0.000	0.000		5.44	-	-		0.270	
28.000	0.000	0.000	0.000	0.001	-	-	0.000	0.000	0.000		0.003	-	-			0.000	0.000	0.000	6.44	-	-	0.000	0.000	0.000		6.44	-	-		0.280	
29.000	0.000	0.000	0.000	0.001	-	-	0.000	0.000	0.000		0.001	-	-			0.000	0.000	0.000	7.44	-	-	0.000	0.000	0.000		7.44	-	-		0.290	
30.000	0.000	0.000	0.000	0.001	-	-	0.000	0.000	0.000		0.001	-	-			0.000	0.000	0.000	8.44	-	-	0.000	0.000	0.000		8.44	-	-		0.300	
31.000	0.000	0.000	0.000	0.001	-	-	0.000	0.000	0.000		0.001	-	-			0.000	0.000	0.000	9.44	-	-	0.000	0.000	0.000		9.44	-	-		0.310	

PPC (CR)

(Contract Size: 100 Securities, Exercise Style: American, Physical Delivery)

Exercise Price	Call Options														Put Options										Exercise Price								
	June 2026				July 2026				Other Months		June 2026				July 2026				Other Months														
	Open price	Price max	Price min	Last price	Closing price	Volume	Open Interest	Open price	Price max	Price min	Last price	Closing price	Volume	Open Interest	Volume	Open Interest	Open price	Price max	Price min	Last price	Closing price	Volume	Open Interest	Volume		Open Interest							
32.000	0.000	0.000	0.000		0.001	-	-	0.000	0.000	0.000		0.001	-	-			0.000	0.000	0.000		10.44	-	-	0.000	0.000	0.000		10.44	-	-			0.320
Totals:						0	497						0	90	0	0						0	300					0	153	0	0		
Number of Trades:							0						0		0							0.00					0		0				

Lending Products	Underlying Title	Open Interest[5]	Multilateral Transactions[1]				Bilateral Transactions[2]		Stock Borrowing through OTC (volume)[3]
			Volume(Offered)	Average Weighted	Transactions volume	Average Weighted	Transactions Volume	Average Weighted	Transactions Volume
ADMIEBOR	ADMIE (IPTO) HOLDING S.A. (CR)	207,710	---	---	---	---	---	7,966,580	
AEGNBOR	AEGEAN AIRLINES (CR)	---	---	---	---	---	---	1,207,882	
AKTRBOR	AKTOR S.A. HOLDING CO. (CR)	---	---	---	---	---	---	1,052,608	
ALWNBOR	Allwyn AG (CR)	---	---	---	---	---	---	14,210,087	
ALPHABOR	ALPHA BANK (CR)	400	---	---	---	---	---	208,786,293	
AETFBOR	ALPHA ETF FTSE Athex Large Cap	---	---	---	---	---	---	2,000	
AEMBOR	ALTER EGO MEDIA (CR)	---	---	---	---	---	---	250	
AIABOR	ATHENS INTL AIRPORT (CR)	1,300	---	---	---	---	---	1,163,193	
ACAGBOR	AUSTRIACARD (CB)	---	---	---	---	---	---	962	
OTOELBOR	AUTOHELLAS SA (CR)	100	---	---	---	---	---	104,931	
AVAXBOR	AVAX S.A. (CR)	4,000	---	---	---	65,500	4.00%	232,709	
BYLOTBOR	BALLY'S INTRALOT (CR)	---	---	---	---	---	---	35,822,090	
BOCHGRBOR	BANK OF CYPRUS (CR)	---	---	---	---	---	---	1,039,668	
EEEBOR	CC HBC AG (CR)	---	---	---	---	---	---	261,901	
CENERBOR	CENERGY HOLDINGS (CB)	16,368	---	---	---	175,000	5.00%	1,485,076	
CREDIABOR	CrediaBank (CR)	778	---	---	---	---	---	3,819,399	
DIMANDBOR	DIMAND (CR)	---	---	---	---	---	---	7,342	
ELLAKTORBOR	ELLAKTOR (CR)	43,321	---	---	---	---	---	94,036	
ELHABOR	ELVALHALCOR (CR)	---	---	---	---	---	---	772,091	
EUROBBOR	EUROBANK (CR)	45,000	---	---	---	---	---	74,580,800	
EXAEBOR	EURONEXT ATHENS (CR)	13,550	---	---	---	---	---	343,370	
EYDAPBOR	EYDAP S.A. (CR)	---	---	---	---	---	---	409,048	
FOYRKBOR	FOURLIS (CR)	2,500	---	---	---	---	---	93,358	
GEKTERNABOR	GEK TERNA (CR)	---	---	---	---	8,000	0.01%	1,688,461	
SARBOR	GR. SARANTIS S.A. (CR)	2,237	---	---	---	---	---	216,194	
ELPEBOR	HELLENIQ ENERGY (CR)	7	---	---	---	---	---	690,219	
INTEKBOR	IDEAL HOLDINGS (CR)	---	---	---	---	---	---	83,952	
INTRKBOR	INTRACOM HOLDINGS (CR)	---	---	---	---	---	---	235,783	
BELABOR	JUMBO SA (CR)	---	---	---	---	---	---	844,323	
KRIBOR	KRI-KRI S.A. (CR)	2,999	---	---	---	---	---	50,466	
LAMDABOR	LAMDA DEVELOPMENT SA (CR)	---	---	---	---	---	---	250,720	

## Stock Lending Notes

[1] - Multilateral contracts Lending or Borrowing as per Methods 8-1, 8-2 and 8-3-3 (According to ATHEX BoD Resolution No.17)

[2] - Bilateral Contracts Lending or Borrowing as per Methods 8-3-1 and 8-3-2 & Contracts as per Method 4 (According to ATHEX BoD Resolution No.20)

[3] - The information concerning OTC Stock Borrowing Transactions is based on the statements of the Dematerialised Securities System (DSS) operators involved and refers to volumes that have been registered up until the previous working day.

[4] - Average Price (Volume weighted)

[5] - The Data concerning Open Interest before the start of trading session

Lending Products	Underlying Title	Multilateral Transactions[1]					Bilateral Transactions[2]		Stock Borrowing through OTC (volume)[3]
		Open Interest[5]	Volume(Offered)	Average Weighted	Transactions volume	Average Weighted	Transactions Volume	Average Weighted	Transactions Volume
MTLNBOR	METLEN PLC (CR)	500	---	---	---	---	---	1,593,172	
MIGBOR	MIG (CR)	1,291	---	---	---	---	---	39,913	
MOHBOR	MOTOR OIL (CR)	1,000	---	---	---	---	---	878,208	
ETEBOR	NATIONAL BANK (CR)	3,000	---	---	---	---	---	19,799,304	
NOVALBOR	NOVAL PROPERTY REIC (CR)	---	---	---	---	---	---	---	
OPTIMABOR	OPTIMA BANK (CR)	---	---	---	---	---	---	4,941,845	
HTOBOR	OTE (CR)	2,000	---	---	---	---	---	4,763,853	
PPABOR	P.P.A. S.A. (CR)	---	---	---	---	---	---	93,841	
TPEIRBOR	PIRAEUS BANK (CR)	3,000	---	---	---	---	---	15,061,365	
PPCBOR	PPC (CR)	63,555	---	---	6,656	3.85%	---	12,539,081	
PROFBOR	PROFILE SA (CR)	---	---	---	---	---	---	16,569	
QLCOBOR	QUALCO GROUP (CR)	---	---	---	---	---	---	871,717	
QUESTBOR	QUEST HOLDINGS (CR)	8,991	---	---	---	---	---	56,500	
TITCBOR	TITAN (CB)	50	---	---	---	---	---	126,664	
OLTHBOR	TPA SA (CR)	---	---	---	---	---	---	750	
TRESTATESBOR	TRADE ESTATES REIC (CR)	---	---	---	---	---	---	---	
VIOBOR	VIOHALCO SA/IV (CB)	---	---	---	---	---	---	---	

## Stock Lending Notes

[1] - Multilateral contracts Lending or Borrowing as per Methods 8-1, 8-2 and 8-3-3 (According to ATHEX BoD Resolution No.17)

[2] - Bilateral Contracts Lending or Borrowing as per Methods 8-3-1 and 8-3-2 & Contracts as per Method 4 (According to ATHEX BoD Resolution No.20)


[3] - The information concerning OTC Stock Borrowing Transactions is based on the statements of the Dematerialised Securities System (DSS) operators involved and refers to volumes that have been registered up until the previous working day.

[4] - Average Price (Volume weighted)

[5] - The Data concerning Open Interest before the start of trading session

## Sectors codification for listed companies

12003 -	ETF	10101010	Computer Services
10101015	Software	10102030	Computer Hardware
15101010	Telecommunications Equipment	15102015	Telecommunications Services
20101010	Health Care Facilities	20102010	Medical Equipment
20103015	Pharmaceuticals	30101010	Banks
30202000	Diversified Financial Services	30202010	Asset Managers & Custodians
30202015	Investment Services	30204000	Closed End Investments
30302010	Full Line Insurance	30302015	Insurance Brokers
30302025	Property and Casualty Insurance	35101010	Real Estate Holding and Development
35101015	Real Estate Services	35102000	Diversified REITs
35102045	Retail REITs.	40202015	Household Furnishings
40202020	Household Appliance	40203040	Electronic Entertainment
40204020	Clothing & Accessories	40301010	Entertainment
40301030	Publishing	40301035	Radio & TV Broadcasters
40401010	Diversified Retailers	40401020	Apparel Retailers
40401025	Home Improvement Retailers	40401030	Specialty Retailers
40501010	Airlines	40501015	Travel & Tourism
40501020	Casinos & Gambling	40501025	Hotels & Motels
45101015	Distillers & Vintners	45101020	Soft Drinks
45102010	Farming Fishing Ranching & Plantations	45102020	Food Products
45103010	Tobacco	45201010	Food Retailers & Wholesalers
45201020	Personal Products	50101010	Construction
50101020	Building Roof/Wallboard and Plumbing	50101030	Cement
50101035	Building Materials: Other	50202010	Electrical Components
50203015	Plastics	50203030	Containers & Packaging
50204000	Machinery: Industrial	50204020	Machinery: Construction & Handling
50205010	Industrial Suppliers	50205020	Back Office Support HR & Consulting
50205030	Forms & Bulk Printing Services	50206015	Commercial Vehicles & Parts
50206030	Marine Transportation	50206060	Transportation Services
55101000	Diversified Materials	55101020	Textile Products
55102000	General Mining	55102010	Iron & Steel
55102015	Metal Fabricating	55102035	Aluminum
60101020	Oil Refining and Marketing	65101010	Alternative Electricity
65101015	Conventional Electricity	65102000	Multi-Utilities
65102030	Water		



[euronext.com](https://www.euronext.com)