

Euronext Athens

**Ημερήσιο Δελτίο Συναλλακτικής
Δραστηριότητας**

Daily Official List of Trading Activity



EURONEXT

Disclaimer:

This publication is for information purposes only and is not a recommendation to engage in investment activities. This publication is provided "as is" without representation or warranty of any kind. Whilst all reasonable care has been taken to ensure the accuracy of the content, Euronext does not guarantee its accuracy or completeness. Euronext will not be held liable for any loss or damages of any nature ensuing from using, trusting or acting on information provided. No information set out or referred to in this publication shall form the basis of any contract. The creation of rights and obligations in respect of financial products that are traded on the exchanges operated by Euronext's subsidiaries shall depend solely on the applicable rules of the market operator. All proprietary rights and interest in or connected with this publication shall vest in Euronext. No part of it may be redistributed in any form without the prior written permission of Euronext. Euronext refers to Euronext N.V. and its affiliates. Information regarding trademarks and intellectual property rights of Euronext is located at www.euronext.com/terms-use

©2026, Euronext N.V. – All rights reserved

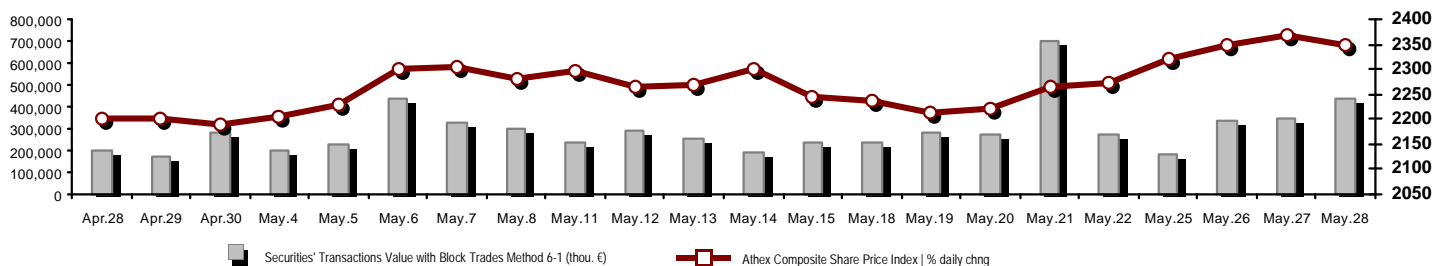
EURONEXT ATHENS HOLDING S.A.

110 Athinon Ave., 10442 Athens, Tel: (210) 33.66.800, Fax: (210) 32.13.938

<https://athens.euronext.com>

Summary of Markets

Athex Composite Share Price Index vs Shares and Derivatives Transactions Value



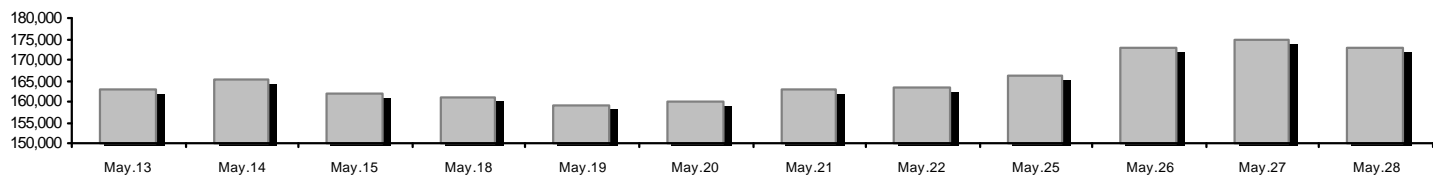
Euronext Athens Capitalisation (mill. €)**:	172,939.69	Derivatives Total Open Interest	1,948,756
Daily change: mill. € %	-1,610.49 -0.92%	in Index Futures % daily chng	10,213 -1.43%
Yearly Avg Capitalisation: mill. € % chng prev year Avg	156,218.67 22.34%	in Stock Futures % daily chng	1,931,202 -0.13%
Athex Composite Share Price Index % daily chng	2,348.45 -0.91%	in Index Options % daily chng	2,509 14.36%
Athex Composite Share Price Index Capitalisation (mill. €)	162,588.10	in Stock Options % daily chng	4,832 -0.51%
Daily change (mill. €)	-1,487.04		

Securities' Transactions Value with Block Trades Method 6-1 (t	437,232.49	Derivatives Contracts Volume:	25,289
Daily change: %	93,372.04 27.15%	Daily change: pieces %	-7,644 -23.21%
YtD Avg Trans. Value: thou. € % chng prev year Avg	342,163.11 58.35%	YtD Avg Derivatives Contracts % chng prev year Avg	71,822 24.73%
Blocks Transactions Value of Method 6-1 (thou. €)	92,953.18	Derivatives Trades Number:	2,554
Blocks Transactions Value of Method 6-2 & 6-3 (thou. €)	0.00	Daily change: number %	-271 -9.59%
Bonds Transactions Value (thou.€)	1,614.02	YtD Avg Trades number % chng prev year Avg	2,969 34.27%

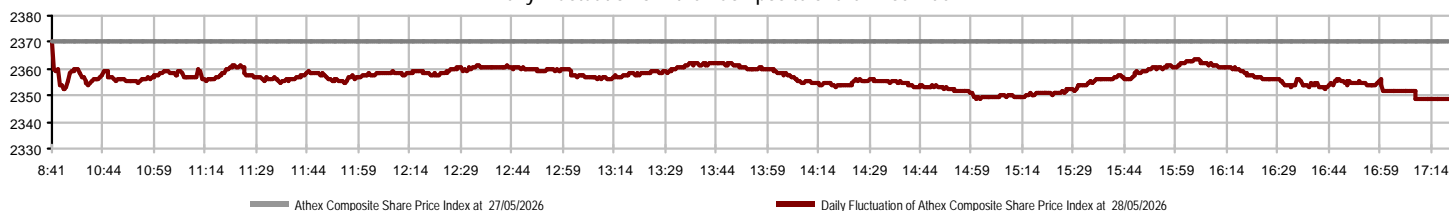
Securities' Transactions Volume with Block Trades Method 6-1 (tho	44,131.50	Lending Total Open Interest	417,574
Daily change: thou. pieces %	712.55 1.64%	Daily change: pieces %	20,369 5.13%
YtD Avg Volume: % chng prev year Avg	51,240.37 22.91%	Lending Volume (Multilateral/Bilateral)	52,220
Blocks Transactions Volume of Method 6-1 (thou. Pieces)	11,998.21	Daily change: pieces %	26,094
Blocks Transactions Volume of Method 6-2 & 6-3 (thou. Pieces)	0.00	Multilateral Lending	34,720
Bonds Transactions Volume	1,623,000	Bilateral Lending	17,500

Securities' Trades Number with Block Trades Method 6-1	72,939	Lending Trades Number:	12
Daily change: number %	-9,581 -11.61%	Daily change: %	0
YtD Avg Trades number % chng prev year Avg	74,766 49.21%	Multilateral Lending Trades Number	10
Number of Blocks Method 6-1	38	Bilateral Lending Trades Number	2
Number of Blocks Method 6-2 & 6-3	0		
Number of Bonds Transactions	224		

Euronext Athens Capitalisation (mill. €)**



Daily Fluctuation of Athex Composite Share Price Index



Athex Indices

Index name	28/05/2026	27/05/2026	pts.	%	Min	Max	Year min	Year max	Year change
Athex Composite Share Price Index	2,348.45 €	2,370.04	-21.59	-0.91%	2,348.43	2,370.04	1,998.09	2,407.09	10.74% #
Athex Composite Index Total Return Index	4,672.08 €	4,715.03	-42.95	-0.91%	4,672.05	4,715.03	3,942.63	4,745.66	11.77% #
Athex ESG Index	2,787.76 €	2,815.84	-28.08	-1.00%	2,787.76	2,815.84	2,361.87	2,867.98	11.41% #
ATHEX Small Cap Price Index	2,497.79 €	2,498.52	-0.73	-0.03%	2,481.85	2,498.73	2,193.29	2,627.20	-2.00% €
ATHEX EN.A. Growth Price Index	17,067.49 #	16,571.81	495.68	2.99%	16,571.81	17,153.40	16,134.09	20,788.55	-13.74% €
FTSE/Athex Large Cap	5,959.19 €	6,019.82	-60.63	-1.01%	5,959.19	6,019.82	5,057.48	6,153.73	11.36% #
FTSE/Athex Mid Cap Index	3,081.23 €	3,083.39	-2.16	-0.07%	3,067.74	3,086.12	2,510.28	3,091.07	9.07% #
FTSE/ATHEX High Dividend Yield Index	4,800.86 €	4,825.67	-24.81	-0.51%	4,800.54	4,837.56	4,495.63	5,149.57	-2.86% €
FTSE/Athex Market Index	1,406.33 €	1,422.64	-16.31	-1.15%	1,406.32	1,422.64	1,190.89	1,449.15	11.52% #
FTSE/Athex Banks	2,667.78 €	2,735.33	-67.55	-2.47%	2,667.78	2,735.33	2,143.30	2,859.37	16.30% #
FTSE/ATHEX TECHNOLOGY & TELECOMMUNICAT	7,244.62 €	7,272.39	-27.77	-0.38%	7,224.86	7,272.39	6,027.65	7,324.61	6.94% #
FTSE/ATHEX HEALTH CARE	6,571.87 €	6,580.31	-8.44	-0.13%	6,431.05	6,581.04	4,884.62	6,653.74	29.34% #
FTSE/ATHEX FINANCIAL SERVICES	12,474.30 €	12,788.28	-313.98	-2.46%	12,474.30	12,788.28	10,029.11	13,356.35	16.29% #
FTSE/ATHEX REAL ESTATE	5,404.36 €	5,437.13	-32.77	-0.60%	5,397.54	5,452.40	5,093.00	5,898.28	-3.77% €
FTSE/ATHEX CONSUMER DISCRETIONARY	4,649.62 €	4,755.07	-105.45	-2.22%	4,649.57	4,762.11	4,431.51	5,876.98	-20.39% €
FTSE/ATHEX CONSUMER STAPLES	10,131.33 #	10,052.84	78.49	0.78%	9,985.54	10,131.33	8,640.95	10,243.39	14.96% #
FTSE/ATHEX INDUSTRIALS	12,506.09 €	12,557.46	-51.37	-0.41%	12,381.79	12,557.46	10,051.45	12,776.62	24.42% #
FTSE/ATHEX BASIC MATERIALS	13,595.78 #	13,529.94	65.84	0.49%	13,270.23	13,785.66	8,778.94	13,785.66	42.72% #
FTSE/ATHEX ENERGY & UTILITIES	7,572.81 #	7,401.12	171.69	2.32%	7,401.12	7,585.96	6,127.28	7,585.96	10.11% #
Athex All Share Index	532.89 €	537.86	-4.97	-0.92%	532.89	532.89	460.14	542.74	10.04% #
Hellenic Mid & Small Cap Index	3,309.06 #	3,304.14	4.92	0.15%	3,288.73	3,317.48	2,761.30	3,317.48	14.29% #
FTSE/Athex Large Cap Total Return	10,767.04 €	10,876.59	-109.55	-1.01%			9,100.35	11,012.64	12.46% #
FTSE/Athex Mid Cap Total Return	4,445.04 €	4,448.16	-3.12	-0.07%			3,625.91	4,448.16	9.67% #
MSCI GREECE REBASED	9,378.24 €	9,571.96	-193.72	-2.02%	9,372.57	9,571.96	7,755.87	10,138.65	9.51% #
Hellenic Corporate Bond Index	144.95 #	144.92	0.03	0.02%			143.28	145.27	0.41% #
Hellenic Corporate Bond Price Index	92.90 #	92.89	0.01	0.01%			92.37	93.97	-1.10% €

Note 1: FTSE/Med 100, Hellenic Corporate Bond Price Index and Hellenic Corporate Bond Index closing prices refer to the previous trading day of 26/05/2026.

Note 2: The Hellenic Mid & Small Cap Index is a Customized index calculated by Euronext Athens.

Analytic Figures for Athex Market's Boards and Categories

	Total Traded Securities	Main Market	Surveillance	Exchange Traded Funds (ETFs)
Totals	127	125	1	1
Gain / Lose / Same:	48 / 60 / 19	47 / 59 / 19	1 / 0 / 0	0 / 1 / 0
Euronext Athens Capitalisation (mill. €)	172,939.69	172,931.48	8.20	
Daily Average Trans/ons Value(thou.€)	342,163.11	342,066.34	5.09	413.69
Transactions Value	437,232.49	436,907.15	8.57	316.77
Main Board:	344,279.31	343,953.97	8.57	316.77
Blocks Board 6_2_3:	92,953.18	92,953.18	0.00	0.00
Forced Sales Board:	0.00	0.00	0.00	0.00
Special Terms Board:	0.00	0.00	0.00	0.00
Daily Average Transactions Volume	51,240,368	51,269,635	9,226	7,257
Transactions Volume	44,131,495	44,088,196	38,083	5,216
Main Board:	32,133,288	32,089,989	38,083	5,216
Blocks Board 6_2_3:	11,998,207	11,998,207	0	0
Forced Sales Board:	0	0	0	0
Special Terms Board:	0	0	0	0
Daily Average Number of Trades	74,766	74,610	11	148
Number of Trades	72,939	72,821	20	98
Main Board:	72,901	72,783	20	98
Blocks Board 6_2_3:	38	38	0	0
Forced Sales Board:	0	0	0	0
Special Terms Board:	0	0	0	0

Trading Details by Euronext Athens Sectors and Financial Instruments (ETFs)

Code	Sectors	Gain / Lose / Same	Number of Trades	Transactions Volume	Transactions Value	% of Total Trans. Value
3010	- Banks	0 / 8 / 0	21,044	24,206,358	127,718,231.63	29.21%
5510	- Basic Resources	5 / 6 / 1	2,343	539,753	5,512,389.55	1.26%
5010	- Construction & Materials	5 / 5 / 2	7,308	1,100,579	18,267,017.51	4.18%
4020	- Consumer Products & Services	1 / 3 / 0	236	489,284	147,590.00	0.03%
6010	- Energy	3 / 0 / 1	3,172	279,671	6,290,045.81	1.44%
12000	- Financial Instruments	0 / 1 / 0	98	5,216	316,766.75	0.07%
3020	- Financial Services	4 / 0 / 1	405	49,564	394,601.85	0.09%
4510	- Food Beverage & Tobacco	3 / 2 / 1	403	34,085	1,034,003.24	0.24%
2010	- Health Care	1 / 1 / 1	162	357,084	610,036.29	0.14%
5020	- Industrial Goods & Services	9 / 8 / 2	4,043	659,056	9,648,219.08	2.21%
3030	- Insurance	0 / 1 / 1	102	39,244	95,775.33	0.02%
4030	- Media	0 / 1 / 2	404	103,638	499,587.43	0.11%
4520	- Personal Care, Drug & Grocery Stores	1 / 0 / 1	366	41,596	353,175.26	0.08%
3510	- Real Estate	2 / 6 / 4	1,979	628,012	2,340,786.03	0.54%
4040	- Retail	4 / 5 / 1	2,532	411,577	6,321,494.57	1.45%
1010	- Technology	6 / 4 / 1	1,777	702,501	3,994,971.74	0.91%
1510	- Telecommunications	1 / 1 / 0	3,022	418,292	7,632,049.78	1.75%
4050	- Travel & Leisure	0 / 6 / 0	6,387	2,760,431	14,443,554.41	3.30%
6510	- Utilities	3 / 2 / 0	17,156	11,305,554	231,612,193.80	52.97%

Top 10 best & worst performing Shares

Main Market

With positive Price change	Closing price	change	With negative Price change	Closing price	change
KRI-KRI S.A. (CR)	26.35	5.82% #	LAMPSPA HOTEL SA (CR)	42.8	-8.94% €
PPC (CR)	21.98	4.67% #	EUROBANK (CR)	3.8	-4.19% €
ANDROMEDA SA (CR)	8.64	3.85% #	KEKROPS SA (CR)	1.995	-3.62% €
CENERGY HOLDINGS (CB)	25.7	2.80% #	ALTER EGO MEDIA (CR)	5.3	-3.29% €
ALUMIL (CR)	6	2.74% #	Allwyn AG (CR)	12.255	-3.08% €
VIOHALCO SA/NV (CB)	20.7	2.47% #	ALPHA BANK (CR)	3.78	-2.80% €
PETROPOULOS PETROS (CR)	8.14	2.01% #	NATIONAL BANK (CR)	14.72	-2.65% €
INTERTECH SA (CR)	1.56	1.96% #	JUMBO SA (CR)	22.9	-2.55% €
SPACE HELLAS SA (CR)	6.54	1.55% #	GEK TERNA (CR)	42.12	-2.23% €
GR. SARANTIS S.A. (CR)	15.64	1.43% #	PROFILE SA (CR)	7.51	-2.21% €
With the highest Transactions Value	Value (thou. €)	change	With the highest Transactions Volume	Volume	change
PPC (CR)	220,572.36	4.67% #	EUROBANK (CR)	10,653,701	-4.19% €
EUROBANK (CR)	41,356.19	-4.19% €	PPC (CR)	10,085,722	4.67% #
PIRAEUS BANK (CR)	41,271.54	-1.06% €	ALPHA BANK (CR)	4,825,782	-2.80% €
NATIONAL BANK (CR)	18,746.43	-2.65% €	PIRAEUS BANK (CR)	4,621,740	-1.06% €
ALPHA BANK (CR)	18,364.58	-2.80% €	CrediaBank (CR)	2,328,683	-0.78% €
Allwyn AG (CR)	11,212.66	-3.08% €	BALLY'S INTRALOT (CR)	1,591,515	-0.68% €
GEK TERNA (CR)	10,412.86	-2.23% €	NATIONAL BANK (CR)	1,265,422	-2.65% €
CENERGY HOLDINGS (CB)	7,735.37	2.80% #	ADMIE (IPTO) HOLDING S.A. (CR)	976,235	-1.25% €
OTE (CR)	7,620.36	-0.97% €	Allwyn AG (CR)	903,138	-3.08% €
METLEN PLC (CR)	6,482.26	0.10% #	CENTRIC HOLDINGS (CR)	472,459	-0.33% €

Note: Stocks that are not included in the "Under Supervision" category, and the transactions value is more than 10,000 €.

Derivatives Summary

	Number of Trades	Volume	Open Interest
Index Futures	139	596	10,213
FTSE/Athex Banks	1	20	3,234
FTSE/Athex Large Cap	138	576	6,979
MSCI GREECE REBASED	0	0	0
Stock Futures	2,390	24,427	1,931,202
ADMIE (IPTO) HOLDING S.A. (CR)	31	403	6,043
AEGEAN AIRLINES (CR)	10	38	3,342
AKTOR S.A. HOLDING CO. (CR)	7	424	103,877
Allwyn AG (CR)	125	999	12,198
ALPHA BANK (CR)	690	4,069	59,742
ATHENS INTL AIRPORT (CR)	0	0	324
AUTOHELLAS SA (CR)	1	1	124
AVAX S.A. (CR)	20	188	2,755
BALLY'S INTRALOT (CR)	52	5,047	1,403,259
BANK OF CYPRUS (CR)	0	0	1,085
CC HBC AG (CR)	1	1	367
CENERGY HOLDINGS (CB)	52	268	3,104
CrediaBank (CR)	62	2,446	101,313
ELLAKTOR (CR)	2	6	1,638
ELVALHALCOR (CR)	45	137	3,891
EUROBANK (CR)	115	2,785	47,420
EURONEXT ATHENS (CR)	2	7	332
EYDAP S.A. (CR)	7	32	13,157
FOURLIS (CR)	21	82	3,218
GEK TERNA (CR)	26	50	5,341
HELLENIQ ENERGY (CR)	24	138	3,934
INTRACOM HOLDINGS (CR)	14	65	14,503
JUMBO SA (CR)	49	120	6,988
LAMDA DEVELOPMENT SA (CR)	176	967	28,313
METLEN PLC (CR)	85	207	16,087
MIG (CR)	0	0	219
MOTOR OIL (CR)	24	34	420
NATIONAL BANK (CR)	84	332	15,621
OPTIMA BANK (CR)	17	77	427
OTE (CR)	0	0	837
P.P.A. S.A. (CR)	1	1	42
PIRAEUS BANK (CR)	219	3,134	49,793
PPC (CR)	317	1,966	17,696
QUEST HOLDINGS (CR)	2	5	217
TITAN (CB)	4	5	989
VIOHALCO SA/NV (CB)	105	393	2,586
Index Options	19	204	2,509
FTSE/Athex Large Cap	19	204	2,509
Stock Options	6	62	4,832
Allwyn AG (CR)	0	0	175
ALPHA BANK (CR)	1	15	2,055
NATIONAL BANK (CR)	0	0	306
OTE (CR)	2	30	318
PIRAEUS BANK (CR)	0	0	940
PPC (CR)	3	17	1,038
Total Derivatives Traded	2,554	25,289	1,948,756

Number of Outstanding Securities	Nominal Value	Dividends [1]			Date of Last Coupon		Note	Shares	Closing price	% change	Previous closing price/date	Open price	Price min	Price max	Last price	Avg price	Last Bid [7]	Last Ask [7]	P/E after tax	Year	Volume	Trades	Transactions Value[8]	Company Mkt Value (thou. €)	Year low	Year high	Sector[4]	
806,782,473	0.300	1.6123	1.4029	0.5	08/04/2026	25/06/2024	---	Allwyn AG (CR)	12.255	-3.08	€ 12.645	27/05/2026	12.7	12.255	12.77	12.255	12.415	859@12.26	1000@12.28	---	---	903,138	4,695	11,212,660.76	9,887,119.21	11.66	19.0367	40501020
2,315,261,358	0.290	0.026	0.0303	0.0485	01/12/2025	18/04/2017	---	ALPHA BANK (CR)	3.78	-2.80	€ 3.889	27/05/2026	3.803	3.769	3.864	3.78	3.806	14539@3.78	6005@3.78	---	---	4,825,782	5,674	18,364,584.62	8,751,687.93	2.95	4.489	30101010
58,492,542	1.00	---	0.1	---	23/06/2025	27/01/2025	---	ALTER EGO MEDIA (CR)	5.3	-3.29	€ 5.48	27/05/2026	5.42	5.29	5.45	5.3	5.386	5200@5.30	200@5.40	---	---	91,723	361	494,024.73	310,010.47	4.88	6.425	40301035
36,353,868	1.00	0.1	0.11	---	01/07/2025	21/08/2023	---	AUSTRIACARD (CB)	9.65	-0.31	€ 9.68	27/05/2026	9.69	9.64	9.7	9.65	9.657	2000@9.63	828@9.67	---	---	70,640	97	682,162.31	350,814.83	6.04	9.76	10101010
48,624,764	0.080	0.7	0.85	0.85	24/04/2026	05/12/2022	---	AUTOHELLAS SA (CR)	10.92	-0.55	€ 10.98	27/05/2026	10.98	10.88	11	10.92	10.953	2284@10.92	500@10.98	---	---	15,566	197	170,493.28	530,982.42	10.54	13.44	40401030
1,867,802,694	0.300	---	---	---	30/05/2013	10/10/2023	---	BALLY'S INTRALOT (CR)	1.17	-0.68	€ 1.178	27/05/2026	1.179	1.155	1.179	1.17	1.165	8887@1.17	66604@1.17	---	---	1,591,515	750	1,853,375.65	2,185,329.15	0.822	1.194	40501020
435,962,305	0.100	---	0.48	0.7	25/05/2026	23/09/2024	---	BANK OF CYPRUS (CR)	9.39	-1.00	€ 9.485	27/05/2026	9.48	9.31	9.48	9.39	9.405	168@9.38	1896@9.40	---	---	355,172	701	3,340,366.45	4,093,686.04	7.94	9.975	30101010
212,384,903	0.08	0.14	---	---	24/06/2025	07/12/2016	---	CENERGY HOLDINGS (CB)	25.7	2.80	# 25	27/05/2026	25	24.64	25.74	25.7	25.097	250@25.14	50@25.72	---	2025	308,220	2,385	7,735,367.64	5,458,292.01	15.12	26.22	50202010
373,239,562	6.70	0.93	1.03	1.2	14/05/2026	29/04/2013	---	CC HBC AG (CR)	49.6	-1.78	€ 50.5	27/05/2026	49.9	49.6	50.2	49.6	49.818	1135@49.60	296@49.90	---	---	7,633	120	380,258,208	512,682.28	42.5	55.75	45101020
1,993,012,407	0.050	---	---	---	04/06/2008	16/10/2024	---	CrediaBank (CR)	1.27	-0.78	€ 1.28	27/05/2026	1.276	1.26	1.286	1.27	1.274	1194@1.27	1526@1.27	---	---	2,328,683	1,755	2,965,750.55	2,531,125.76	0.871	1.722	30101010
3,631,510,801	0.220	0.0933	0.105	0.0468	06/11/2025	20/05/2019	---	EUROBANK (CR)	3.8	-4.19	€ 3.966	27/05/2026	3.966	3.8	3.966	3.8	3.882	1000@3.80	1000@3.90	---	---	10,653,701	3,849	41,356,186.193	799,741.04	3.162	4.392	30101010
51,889,670	1.00	0.12	0.15	---	27/06/2025	23/07/2019	---	FOURLIS (CR)	4.345	-0.46	€ 4.365	27/05/2026	4.335	4.305	4.365	4.345	4.338	40@4.34	133@4.35	---	---	19,074	170	82,746.90	225,460.62	4.04	4.98	40401010
305,635,185	2.18	0.9	0.75	0.2	19/01/2026	01/10/2003	---	HELLENIO ENERGY (CR)	10.19	0.69	# 10.12	27/05/2026	9.95	9.95	10.2	10.19	10.164	86@10.18	5023@10.20	---	---	134,884	852	1,371,025.45	3,114,422.54	8.4	10.4	60101020
83,600,000	0.690	0.0504	0.1209	---	22/09/2025	02/07/2024	---	INTRACOM HOLDINGS (CR)	3.77	0.13	# 3.765	27/05/2026	3.8	3.745	3.8	3.77	3.772	600@3.76	983@3.77	---	---	150,858	535	569,008.66	315,172.00	2.685	3.85	10101010
134,365,561	0.880	1.4726	0.5063	---	23/03/2026	05/03/2014	---	JUMBO SA (CR)	22.9	-2.55	€ 23.5	27/05/2026	23.5	22.9	23.5	22.9	23.194	35035@22.90	712@22.96	---	---	247,081	1,751	5,730,870.34	3,076,971.35	21.22	28.7	40401010
176,736,715	0.300	---	---	---	30/05/2007	27/11/2019	---	LAMDA DEVELOPMENT SA (CR)	6.21	-0.88	€ 6.265	27/05/2026	6.24	6.21	6.315	6.21	6.274	500@6.21	14@6.22	---	---	264,509	1,077	1,659,537.33	1,097,535.00	5.85	7.76	35101010
169,043,561	0.300	---	0.02	---	17/07/2025	28/11/2022	---	LAVIPHARM SA (CR)	1.698	-0.35	€ 1.704	27/05/2026	1.7	1.664	1.702	1.698	1.696	20@1.67	10430@1.70	---	---	335,188	117	568,547.05	287,035.97	0.937	1.738	20103015
143,022,980	1.00	---	---	---	04/08/2025	---	---	METLEN PLC (CR)	40.94	0.10	# 40.9	27/05/2026	40.62	40.62	41.28	40.94	41.002	610@40.92	8717@41.00	---	---	158,097	2,046	6,482,264.10	5,855,360.80	31.9	47.68	65102000
126,502,434	0.500	0.0304	0.0302	---	15/05/2025	28/07/2021	---	PREMIA (CR)	1.386	---	~ 1.386	27/05/2026	1.382	1.38	1.39	1.386	1.383	702@1.38	912@1.39	---	---	76,337	200	105,554.45	175,332.37	1.236	1.49	35102000
24,823,934	0.230	0.049	0.0647	---	01/07/2025	08/06/2022	---	PROFILE SA (CR)	7.51	-2.21	€ 7.68	27/05/2026	7.7	7.5	7.7	7.51	7.563	1932@7.51	1000@7.55	---	---	25,982	104	196,490.86	186,427.74	6	8.12	10101010
70,029,804	1.00	---	---	---	15/05/2025	---	---	QUALCO GROUP (CR)	5.83	0.69	# 5.79	27/05/2026	5.79	5.79	5.96	5.83	5.916	629@5.83	60@5.91	---	---	179,956	338	1,064,607.37	408,273.76	5.08	6.73	10101015
35,377,749	0.280	---	---	---	18/07/2005	22/12/2025	---	QUALITY & RELIABILITY SA (CR)	1.28	---	~ 1.28	27/05/2026	1.28	1.252	1.286	1.28	1.274	500@1.25	41@1.28	---	---	84,450	67	107,629.80	45,283.52	1	1.43	10101010
78,325,475	0.85	3	---	---	30/06/2025	23/07/2019	---	TITAN (CB)	49.5	0.08	# 49.46	27/05/2026	49.56	48.92	49.56	49.5	49.245	28@49.20	17@49.54	---	---	91,088	1,631	4,485,595.24	3,877,111.01	42.6	59	50101030
259,189,761	0.12	0.16	---	---	24/06/2025	26/02/2016	---	VIOHALCO SA/NV (CB)	20.7	2.47	# 20.2	27/05/2026	20	19.84	21.2	20.7	20.473	6@20.65	2353@20.80	---	---	183,775	953	3,762,380.41	5,365,228.05	11.4	21.2	55102015
148,321,516	0.300	0.03	0.07	---	02/09/2025	22/01/2020	---	AVAX S.A. (CR)	3.6	1.12	# 3.56	27/05/2026	3.56	3.53	3.615	3.6	3.579	7@3.60	10@3.61	---	---	319,749	499	1,144,248.50	533,957.46	2.79	3.735	50101010
232,000,000	2.12	0.0582	0.1207	0.1207	25/09/2025	19/06/2017	---	ADMIE (IPTO) HOLDING S.A. (CR)	3.94	-1.25	€ 3.99	27/05/2026	3.99	3.92	4.075	3.94	3.958	1000@3.94	2784@3.95	---	2025	976,235	1,578	3,863,520.26	914,080.00	2.76	4.1	65101015
90,167,100	0.500	0.7515	0.8041	0.903	28/04/2026	24/05/2021	---	AEGEAN AIRLINES (CR)	12.1	-1.79	€ 12.32	27/05/2026	12.12	12.02	12.32	12.1	12.153	123@12.09	200@12.12	---	---	75,764	600	920,766.11	1,091,021.91	10.8	15.36	40501010
204,002,463	0.300	---	---	---	12/08/2008	07/01/2025	---	AKTOR S.A. HOLDING CO. (CR)	10.2	-0.78	€ 10.28	27/05/2026	10.3	10.14	10.3	10.2	10.166	472@10.18	6369@10.20	---	---	175,588	680	1,785,029.96	2,080,825.12	9.25	11.7	50101010
103,423,291	0.570	---	0.4134	---	25/06/2025	28/08/2024	---	GEK TERNA (CR)	42.12	-2.23	€ 43.08	27/05/2026	42.7	41.88	42.98	42.12	42.273	1575@42.10	500@42.20	---	---	246,325	3,820	10,412,855.30	4,356,189.02	25.28	43.44	50101010
597,396,677	2.48	0.25	0.4	---	21/07/2025	12/12/2001	---	PPC (CR)	21.98	4.67	# 21	27/05/2026	21.2	21.08	22	21.98	21.87	100@21.80	56327@22.00	---	---	10,085,722	13,056	220,572,360.243	130,778.96	16.28	22	65101015
318,197,805	1.00	0.33	0.7862	0.6621	22/04/2026	07/02/2024	---	ATHENS INTL AIRPORT (CR)	10.01	-1.77	€ 10.19	27/05/2026	10.19	10	10.19	10.01	10.066	661@10.00	39@10.03	---	2025	87,943	662	885,199.13	3,185,160.03	9.6705	11.9882	50206060
914,715,153	1.00	0.3643	0.4442	0.221	10/11/2025	29/08/2018	---	NATIONAL BANK (CR)	14.72	-2.65	€ 15.12	27/05/2026	14.87	14.705	14.945	14.72	14.814	385@14.72	666@14.73	---	---	1,265,422	4,107	18,746,433.883	3,464,607.05	12.06	16.005	30101010
27,728,682	0.260	(0.06)	0.065	---	14/07/2025	24/07/2024	---	EKTER SA (CR)	4.75	---	~ 4.75	27/05/2026	4.73	4.665	4.78	4.75	4.726	210@4.70	1627@4.75	---	---	48,440	216	228,936.82	131,711.24	3.28	4.78	50101010
375,241,586	0.390	0.04	0.0901	---	26/06/2025	14/07/2006	---	ELVALHALCOR (CR)	5.01	-2.15	€ 5.12	27/05/2026	5.01	4.965	5.12	5.01	5.021	184@5.01	1000@5.09	---	---	316,312	1,146	1,588,140.20	1,879,960.35	3.21	5.63	55102015
348,192,005	0.040	---	---	0.5029	22/12/2025	24/03/2025	---	ELLAKTOR (CR)	1.43	-0.14	€ 1.432	27/05/2026	1.412	1.412	1.446	1.43	1.431	163@1.42	8346@1.43	---	---	73,818	228	105,664.57	497,914.57	1.134	1.516	50101010
106,500,000	0.600	0.1	0.07	---	22/07/2025	13/09/2021	---	EYDAP S.A. (CR)	10.38	0.39	# 10.34	27/05/2026	10.34	10.26	10.44	10.38	10.374	2@10.34	1017@10.40	---	---	53,103	377	550,901.36	1,105,470.00	7.02	10.7	65102030
110,782,980	0.750	1.8415	1.4337	0.3579	23/12/2025	04/11/2013	---	MOTOR OIL (CR)	37.02	0.82	# 36.72	27/05/2026	36.88	36.74	37.7	37.02	37.137	20@37.00	1@37.04	---	---	131,875	2,278	4,897,499.36	4,101,185.92	28.82	40	60101020
403,853,127	2.83	0.7216	0.8434	---	22/12/2025	18/06/1998	---	OTE (CR)	18.31	-0.97	€ 18.49	27/05/2026	18.34	18.17	18.4	18.31	18.297	265@18.26	400@18.39	---	---	416,473	2,988	7,620,359.50	7,394,550.76	15.3		

Daily Official List

Year: 147 Trading Day No: 97

Section 2: Analytic Figures of Shares Transactions

Thursday, 28 May, 2026

Number of Outstanding Securities	Nominal Value	Dividends [1]			Date of Last Coupon		Note	Shares	Closing price	% change	Previous closing price/date	Open price	Price min	Price max	Last price	Avg price	Last Bid [7]	Last Ask [7]	P/E after tax	Year	Volume	Trades	Transactions Value[8]	Company Mkt Value (thou. €)	Year low	Year high	Sector[4]	
		2023	2024	2025	Dividend [2]	Right																						
63,700,000	0.780	0.2313	0.3139	0.3952	04/05/2026	13/06/2018	---	GR. SARANTIS S.A. (CR)	15.64	1.43 #	15.42	27/05/2026	15.38	15.36	15.64	15.64	15.536	344@15.48	181@15.64	---	---	17,451	265	271,118.96	996,268.00	12.92	15.74	45201020
221,322,426	1.15	(0.1467)	(0.19)	---	23/06/2025	09/07/2025	---	OPTIMA BANK (CR)	10.51	-1.32 €	10.65	27/05/2026	10.6	10.48	10.8	10.51	10.634	24@10.49	19@10.52	---	---	151,972	881	1,616,120.95	2,326,098.70	7.59	10.95	30101010
1,235,953,028	0.930	0.0632	---	---	10/07/2024	03/06/2025	---	PIRAEUS BANK (CR)	8.954	-1.06 €	9.05	27/05/2026	8.924	8.856	8.992	8.954	8.93	720@8.95	1485@8.96	---	---	4,621,740	4,032	41,271,540.84	1,066,723.41	6.53	9.09	30101010
Main Market - Medium Liquidity Class																												
13,126,020	0.660	0.1376	0.1713	---	16/12/2025	04/09/2020	---	AS COMPANY SA (CR)	4.83	1.05 #	4.78	27/05/2026	4.77	4.76	4.895	4.83	4.793	40@4.79	1807@4.83	---	---	21,497	58	103,030.00	63,398.68	3.62	4.9	40401030
14,000,000	1.95	0.26	0.5	---	24/06/2025	26/03/2024	---	ALPHA REAL ESTATE (CR)	7.42	1.37 #	7.32	27/05/2026	7.4	7.36	7.42	7.42	7.391	500@7.22	422@7.40	---	---	3,100	35	22,911.40	103,880.00	6.94	7.58	35101015
3,150,744	0.360	0.563	0.5842	---	27/05/2025	02/06/2020	---	ALPHA TRUST HOLDINGS (CR)	19.95	---	19.95	27/05/2026	19.9	19.9	19.95	19.95	19.938	200@19.90	1084@19.95	---	---	400	3	7,975.00	62,857.34	11.9	20	30202010
243,164,193	0.300	0.07	0.07	---	12/09/2025	05/12/2023	---	ATTICA HOLDINGS (CR)	1.614	-1.10 €	1.632	27/05/2026	1.616	1.604	1.63	1.614	1.615	320@1.61	800@1.62	---	---	19,720	49	31,856.20	392,467.01	1.5	2.06	40501015
178,157,803	0.040	---	---	---	01/07/2008	21/02/2020	---	AVE (CR)	0.432	---	0.432	27/05/2026	0.431	0.429	0.432	0.432	0.43	33@0.429	2771@0.432	---	---	11,370	32	4,890.37	76,964.17	0.421	0.49	40301010
48,175,778	2.10	---	0.135	0.2	06/05/2026	27/12/2024	---	BRIQ PROPERTIES (CR)	3.03	---	3.03	27/05/2026	3.02	3.02	3.04	3.02	3.034	4917@3.02	1000@3.06	---	---	16,030	37	48,636.14	145,972.61	2.8604	3.1604	35102000
101,123,806	0.360	---	---	---	22/07/2010	28/06/2011	---	CENTRIC HOLDINGS (CR)	0.299	-0.33 €	0.3	27/05/2026	0.304	0.294	0.305	0.299	0.299	5000@0.292	85366@0.300	---	---	472,459	202	141,051.46	30,236.02	0.276	0.42	40203040
784,500	10.00	0.5008	0.4	0.15	02/12/2025	31/07/2018	---	CNL CAPITAL (CR)	6.95	0.72 #	6.9	27/05/2026	6.8	6.8	7	6.95	6.893	110@6.90	110@7.00	---	2025	1,240	11	8,547.00	5,452.28	6.3	7.6	30202010
10,567,700	0.300	---	---	---	06/10/2005	13/02/2002	---	CPI SA (CR)	0.54	-1.82 €	0.55	27/05/2026	0.55	0.508	0.556	0.54	0.523	810@0.510	1169@0.540	---	---	6,125	15	3,205.35	5,706.56	0.442	0.646	10102030
18,680,300	0.050	---	---	---	06/07/2022	---	---	DIMAND (CR)	12.75	-1.16 €	12.9	27/05/2026	12.85	12.5	12.9	12.75	12.69	100@12.60	1410@12.80	---	---	13,893	62	176,295.75	238,173.83	10.95	13.5	35101010
15,583,480	0.100	---	0.04	---	07/07/2025	02/02/2026	---	E.I.N.S. (CR)	1.962	-1.01 €	1.982	27/05/2026	1.982	1.92	1.996	1.962	1.967	857@1.95	250@1.97	---	---	88,414	185	173,871.43	30,574.79	1.38	2.115	50205020
60,348,000	0.420	0.2504	0.3025	---	23/06/2025	04/08/2021	---	EURONEXT ATHENS (CR)	7.4	0.27 #	7.38	27/05/2026	7.38	7.37	7.48	7.4	7.417	101@7.31	272@7.40	---	---	16,351	139	121,281.31	446,575.20	5.72	7.48	30202015
121,168,897	0.040	---	---	---	07/07/2010	16/01/2024	5160	FRIGOGLASS SA (CR)	0.38	-1.04 €	0.384	27/05/2026	0.36	0.36	0.387	0.38	0.378	5897@0.366	2615@0.380	---	2024	6,071	20	2,294.04	46,044.18	0.291	0.5	50204000
56,003,921	1.55	---	---	---	30/08/1993	29/01/2026	---	IDEAL HOLDINGS (CR)	6.91	0.14 #	6.9	27/05/2026	6.9	6.87	6.92	6.91	6.895	1556@6.89	2035@6.91	---	---	38,769	231	267,294.76	386,987.09	5.3	6.95	10102030
4,740,000	0.860	---	---	---	14/03/2003	---	---	LOGISMOS S.A. (CR)	2.1	---	2.1	27/05/2026	---	---	---	---	---	250@2.02	400@2.08	---	2025	---	---	---	9,954.00	1.96	2.58	10101015
17,120,280	0.940	0.12	0.3	---	26/05/2025	26/06/2023	---	LOULIS FOOD (CR)	3.86	0.78 #	3.83	27/05/2026	3.73	3.73	3.86	3.86	3.821	210@3.81	206@3.86	---	---	4,639	29	17,724.80	66,084.28	3.42	4.1	45102020
4,419,616	1.58	0.06	0.13	---	07/07/2025	04/03/2015	---	MEDICON S.A. (CR)	2.64	---	2.64	27/05/2026	2.68	2.6	2.68	2.64	2.643	1374@2.65	80@2.67	---	---	3,226	6	8,525.30	11,667.79	2.32	2.75	20102010
468,700	2.8	2.4	---	---	12/06/2025	21/05/2004	---	MERMEREN KOMB. A.D. PR. (GDR)	31	-6.06 €	33	27/05/2026	31.2	30.8	33	30.8	31.284	10@30.80	5@31.60	---	2025	110	11	3,441.20	14,529.70	30.2	36.2	55102000
10,500,000	0.950	0.15	0.25	---	04/07/2025	21/07/2023	---	MEVACO SA (CR)	8.4	-1.18 €	8.5	27/05/2026	8.4	8.36	8.58	8.4	8.393	337@8.36	18@8.54	---	2025	2,439	17	20,469.98	88,200.00	8.2	9.85	55102015
31,400,000	0.400	---	---	---	26/04/2007	10/05/2023	---	MIG (CR)	3.28	0.61 #	3.26	27/05/2026	3.26	3.26	3.29	3.28	3.27	448@3.27	300@3.29	---	---	8,540	142	27,922.98	102,992.00	2.82	3.85	30202000
153,908,095	0.870	0.0229	0.0248	0.0303	15/05/2026	02/08/2024	---	ORILINA PROPERTIES REIC (CR)	0.832	-1.42 €	0.844	27/05/2026	0.844	0.832	0.848	0.832	0.843	4964@0.834	5000@0.846	---	---	25,511	39	21,514.30	128,051.54	0.77	0.888	35102000
14,101,683	0.100	0.0526	0.1091	---	03/06/2025	02/11/2021	---	PERFORMANCE TECHNOLOGIES (CR)	9.6	0.10 #	9.59	27/05/2026	9.65	9.52	9.7	9.6	9.67	50@9.52	6193@9.60	---	---	34,141	61	330,131.22	135,376.16	6.62	9.7	10101010
107,222,688	0.440	0.22	0.3	---	23/06/2025	16/03/2022	---	QUEST HOLDINGS (CR)	7.6	0.66 #	7.55	27/05/2026	7.55	7.46	7.6	7.6	7.505	374@7.46	1864@7.60	---	---	77,352	167	580,493.06	814,892.43	6.07	7.6	10101010
30,703,824	0.400	0.04	0.0509	---	19/08/2025	06/08/2021	---	REAL CONSULTING (CR)	6.54	0.93 #	6.48	27/05/2026	6.54	6.36	6.58	6.54	6.481	800@6.34	2546@6.54	---	---	21,852	66	141,618.30	200,803.01	4.95	6.7	10101010
6,456,530	1.08	0.16	0.15	---	21/07/2025	02/08/2010	---	SPACE HELLAS SA (CR)	6.54	1.55 #	6.44	27/05/2026	6.32	6.32	6.54	6.54	6.427	150@6.44	105@6.54	---	---	1,819	34	11,690.28	42,225.71	5.92	8.48	15101010
121,750,863	1.60	0.08	0.1	0.0651	30/12/2025	10/11/2023	---	TRADE ESTATES REIC (CR)	2.06	0.24 #	2.055	27/05/2026	2.055	2.04	2.06	2.06	2.05	255@2.05	6062@2.06	---	---	24,764	36	50,775.23	250,806.78	1.81	2.085	35102045
17,513,933	0.300	---	---	---	16/11/1992	09/10/2025	---	UNIBIOS (CR)	2.505	-1.77 €	2.55	27/05/2026	2.59	2.48	2.59	2.505	2.518	1705@2.50	318@2.51	---	---	15,689	59	39,500.14	43,872.40	2.13	2.97	50204000
37,975,800	0.600	---	---	---	10/09/2019	01/04/2026	---	YKNOT (CR)	1.38	-0.36 €	1.385	27/05/2026	1.39	1.35	1.4	1.38	1.375	1648@1.37	11000@1.39	---	---	165,417	247	227,432.89	52,406.60	0.7326	1.7394	40501015
32,413,681	0.370	---	---	---	15/07/2009	11/05/2000	---	ALUMIL (CR)	6	2.74 #	5.84	27/05/2026	5.91	5.87	6	6	5.912	390@5.89	2242@6.00	---	---	16,656	102	98,463.81	194,482.09	5	6.88	55102035
3,734,164	3.44	0.4954	0.5896	0.4204	25/05/2026	19/07/2022	---	ANDROMEDA SA (CR)	8.64	3.85 #	8.32	27/05/2026	10.8	8.48	10.8	8.64	9.937	256@8.64	60@8.70	---	2025	23,033	110	228,875.56	32,263.18	7.58	10.8	30204000
23,986,500	1.00	---	---	---	26/06/2009	25/08/2025	---	BIOKARPET S.A.(CR)	1.69	0.24 #	1.686	27/05/2026	1.682	1.674	1.69	1.69	1.681	1@1.68	545@1.69	---	---	8,728	31	14,669.28	40,537.19	1.45	2.06	50101035
6,325,000	0.600	0.145	0.07	---	28/07/2025	17/02/2014	---	VOYATZOGLOU (CR)	2.07	0.49 #	2.06	27/05/2026	2.08	2.05	2.09	2.05	2.071	100@2.04	166@2.06	---	---	2,600	21	5,384.50	13,092.75	1.96	2.44	50205010
24,060,000	0.300	0.075	0.075	---	17/06/2025	01/07/2019	---	GEN. COMMERCIAL & IND.SA (CR)	2.36	-0.84 €	2.38	27/05/2026	2.35	2.3	2.36	2.36	2.315	130@2.35	1500@2.38	---	2025	9,231	21	21,368.74	56,781.60	2.01	2.52	50205010
15,000,000	0.300	---	---	---	06/07/2007	18/07/2000	---	DAIOS PLASTICS SA (CR)	10.55	0.96 #	10.45	27/05/2026	10.25	10.2	10.55	10.55	10.296	149@10.05	100@10.60	---	---	2,104	24	21,662.20	158,250.00	4.98	11.3	50203015
15,878,748	0.480	---	---	---	10/07/2006	22/03/2004	---	DOMIKI KRITIS SA (CR)	2.89	-1.37 €	2.93	27/05/2026	2.91	2.82	2.93	2.89	2.876	170@2.89	1813@2.91	---	---	18,692	74	53,762.51	45,889.58	1.89	3.18	50101010

Daily Official List

Year: 147 Trading Day No: 97

Section 2: Analytic Figures of Shares Transactions

Thursday, 28 May, 2026

Number of Outstanding Securities	Nominal Value	Dividends [1]			Date of Last Coupon		Note	Shares	Closing price	% change	Previous closing price/date	Open price	Price min	Price max	Last price	Avg price	Last Bid [7]	Last Ask [7]	P/E after tax	Year	Volume	Trades	Transactions Value[8]	Company Mkt Value (thou. €)	Year low	Year high	Sector[4]		
		2023	2024	2025	Dividend [2]	Right																							
34,720,000	0.310	---	---	---	16/06/2010	01/08/2007	---	DROMEAS SA (CR)	0.306	-1.29	€ 0.31	27/05/2026	0.303	0.302	0.309	0.306	0.306	4000@0.301	598@0.307	---	---	16,475	32	5,044.54	10,624.32	0.295	0.39	40202015	
13,673,200	0.420	0.05	0.05	---	19/08/2025	26/07/2001	---	EVROFARMA (CR)	3.87	-0.51	€ 3.89	27/05/2026	3.9	3.79	3.9	3.87	3.824	521@3.78	65@3.87	---	---	582	31	2,225.59	52,915.28	3.02	4.07	45102020	
18,146,007	1.00	---	---	---	23/08/2023	10/09/2010	---	ELASTRON (CR)	2.52	-0.39	€ 2.53	27/05/2026	2.51	2.47	2.53	2.52	2.5	700@2.48	495@2.52	---	---	5,938	18	14,846.30	45,727.94	2.02	2.65	55102010	
23,828,130	0.500	0.108	0.1366	---	14/07/2025	17/02/2009	---	ELINOIL S.A. (CR)	2.14	---	2.14	27/05/2026	2.11	2.1	2.14	2.14	2.108	569@2.10	310@2.14	---	---	1,830	5	3,856.80	50,992.20	2.07	2.59	60101020	
19,864,886	5.60	0.672	0.672	0.672	23/04/2026	02/07/2008	---	BANK OF GREECE (CR)	14.75	-0.67	€ 14.85	27/05/2026	14.7	14.7	14.85	14.75	14.732	1210@14.70	350@14.80	---	2025	3,886	45	57,248.15	293,007.07	14.55	17.5	30101010	
26,730,187	0.520	---	0.07	---	09/07/2025	01/08/2017	---	ELTON SA (CR)	1.9	-0.52	€ 1.91	27/05/2026	1.935	1.9	1.94	1.9	1.924	450@1.90	285@1.93	---	---	34,134	82	65,689.79	50,787.36	1.62	2.22	50205010	
36,300,000	1.12	0.0276	0.055	---	01/07/2025	12/12/2007	---	THESSALONIKA WATER & SEWERAGE	4.39	-1.02	€ 4.435	27/05/2026	4.43	4.385	4.44	4.39	4.419	50@4.38	630@4.44	---	---	32,397	99	143,147.84	159,357.00	3.4	4.485	65102030	
143,352,325	0.260	---	---	---	29/08/2022	28/04/2025	---	EVROPI HOLDINGS S.A. (CR)	2.07	---	2.07	27/05/2026	2.085	2.06	2.085	2.07	2.072	3000@2.06	1000@2.08	---	---	36,164	69	74,949.39	296,739.31	1.77	2.34	30302025	
86,735,980	0.310	0.02	---	---	22/07/2024	07/09/2023	---	ATHENS MEDICAL CENTER SA (CR)	1.8	0.28	# 1.795	27/05/2026	1.77	1.75	1.805	1.8	1.766	3745@1.77	837@1.80	---	---	18,670	39	32,963.94	156,124.76	1.565	2.07	20101010	
114,320,400	0.100	---	---	---	26/11/2021	05/08/2019	---	IKTINOS HELLAS SA (CR)	0.3655	-1.08	€ 0.3695	27/05/2026	0.3695	0.3605	0.3695	0.3655	0.365	71@0.361	800@0.369	---	---	58,544	79	21,357.20	41,784.11	0.302	0.4535	50101035	
14,111,198	0.450	(0.0133)	0.07	---	31/07/2025	09/01/2025	---	ILYDA S.A. (CR)	4.22	-1.75	€ 4.295	27/05/2026	4.28	4.2	4.28	4.22	4.228	463@4.22	226@4.28	---	2025	12,376	96	52,330.05	59,549.26	3.74	5.52	10101015	
3,417,600	0.100	0.016	---	---	04/07/2024	02/04/2024	---	INTERWOOD-XYLEMPORIA (PR)	0.42	0.48	# 0.418	27/05/2026	0.41	0.408	0.424	0.424	0.408	306@0.406	900@0.424	---	---	2,514	12	1,026.83	14,106.85	0.4	0.76	50101020	
45,417,399	0.100	---	---	---	25/07/2008	02/04/2024	---	INTERWOOD-XYLEMPORIA (CR)	0.279	---	0.279	27/05/2026	0.279	0.275	0.279	0.279	0.279	400@0.277	1640@0.279	---	---	19,010	18	5,297.27	14,106.85	0.201	0.295	50101020	
18,567,912	0.590	0.16	0.201	---	02/07/2025	26/01/2021	---	INTERLIFE G.C.I.(CR)	6.74	-0.88	€ 6.8	27/05/2026	6.76	6.7	6.8	6.74	6.762	1369@6.70	309@6.76	---	2025	3,080	33	20,825.94	125,147.73	5.56	7	30302025	
8,424,900	0.500	---	---	---	12/07/2010	04/07/2019	---	INTERTECH SA (CR)	1.56	1.96	# 1.53	27/05/2026	1.5	1.5	1.56	1.56	1.547	150@1.44	229@1.57	---	2025	6,485	25	10,033.01	13,142.84	0.99	1.615	50205010	
2,760,000	11.83	12.4	14	---	30/05/2025	16/07/1990	---	KARELIA (CR)	423	0.24	# 4.22	27/05/2026	423	420	426	426	423.439	6@423.00	39@426.00	---	---	237	34	100,355.00	1,167,480.00	354	434	45103010	
19,804,134	0.150	---	---	---	01/07/2004	06/11/2017	---	KEKROPS SA (CR)	1.995	-3.62	€ 2.07	27/05/2026	2.06	1.995	2.07	1.995	2.011	10@2.00	500@2.01	---	2025	8,332	43	16,756.58	39,509.25	1.53	2.35	35101010	
11,510,102	0.890	---	---	---	24/06/2005	06/10/1999	---	NAFPAKTOS TEXTILE (CR)	1.265	1.61	# 1.245	27/05/2026	1.25	1.24	1.27	1.265	1.252	222@1.22	170@1.27	---	---	600	9	751.35	14,560.28	1.175	1.69	55101020	
21,224,340	0.420	---	---	---	06/09/2022	25/04/2006	---	KORDELLOS BROS SA (CR)	0.45	0.67	# 0.447	27/05/2026	0.44	0.44	0.453	0.45	0.444	299@0.432	1736@0.450	---	2025	805	5	357.25	9,550.95	0.366	0.554	55102010	
33,065,136	0.380	0.3506	0.4007	---	21/08/2025	16/09/2013	---	KRI-KRI S.A. (CR)	26.35	5.82	# 24.9	27/05/2026	25	24.85	26.4	26.35	25.637	222@26.05	1309@26.40	---	2025	20,796	186	533,142.65	871,266.33	19.18	26.4	45102020	
6,200,000	0.500	---	---	---	22/06/2010	01/11/1995	---	MINERVA KNITWEAR (CR)	0.565	0.89	# 0.56	27/05/2026	0.565	0.565	0.565	0.565	0.565	400@0.565	50@0.575	---	---	100	1	56.50	3,503.00	0.473	0.772	40204020	
5,939,268	0.620	---	---	---	10/07/2003	03/01/2002	---	LANAKAM SA (CR)	1.42	2.53	# 1.385	27/05/2026	1.3	1.3	1.425	1.425	1.315	700@1.00	1500@1.43	---	---	1,529	14	2,010.22	8,433.76	0.96	1.67	40401020	
9,819,370	0.500	---	---	---	14/08/2007	09/01/2004	---	MATHIOS REFRACTORY SA (CR)	0.695	-1.42	€ 0.705	27/05/2026	0.69	0.69	0.695	0.695	0.69	75@0.685	50@0.705	---	---	97	4	66.96	6,824.46	0.59	0.97	55101000	
30,150,000	0.360	0.122	0.1335	---	17/06/2025	25/04/2019	---	MOTODYNAMICS S.A. (CR)	2.53	-0.78	€ 2.55	27/05/2026	2.55	2.53	2.56	2.53	2.547	633@2.53	33@2.55	---	---	12,640	41	32,198.66	76,279.50	2.23	2.7	40401030	
126,431,958	2.50	0.025	0.043	---	03/06/2025	05/06/2024	---	NOVAL PROPERTY REIC (CR)	2.63	---	2.63	27/05/2026	2.62	2.62	2.65	2.63	2.635	300@2.61	442@2.63	---	2025	7,361	36	19,399.35	332,516.05	2.51	2.92	35102045	
10,080,000	3.00	1.3	2	2.2	14/05/2026	27/08/2001	---	TPA SA (CR)	37.1	0.27	# 37	27/05/2026	37	36.9	37.1	37.1	36.981	365@36.90	434@37.10	---	---	731	10	27,033.10	373,968.00	33.2	40.2	50206060	
25,000,000	2.00	1.336	1.92	---	04/08/2025	08/08/2003	---	P.P.A. S.A. (CR)	38.7	0.91	# 38.35	27/05/2026	38.1	37.8	39.3	38.7	38.697	1414@38.70	185@38.90	---	2025	7,099	268	274,712.10	967,500.00	35.4	41.1	50206060	
68,926,799	0.240	---	---	---	07/07/2023	---	---	ONYX TOURISTIKI S.A. (CR)	1.566	0.38	# 1.56	27/05/2026	1.58	1.498	1.58	1.566	1.533	200@1.53	500@1.57	---	---	69,310	162	106,276.24	107,939.37	1.33	2.22	40401020	
4,971,466	1.46	---	---	---	04/07/2007	08/10/2003	---	PAIRIS SA (CR)	0.772	-6.76	€ 0.828	27/05/2026	0.84	0.772	0.84	0.772	0.823	399@0.772	20@0.814	---	---	195	12	160.40	3,837.97	0.6	0.984	50203030	
27,098,594	0.540	0.0702	0.0605	0.0909	21/04/2026	14/01/2021	---	PAPOUTSANIS (CR)	3.38	---	3.38	27/05/2026	3.4	3.37	3.44	3.38	3.398	200@3.36	80@3.39	---	2025	24,145	101	82,056.30	91,593.25	3.32	4.06	45201020	
7,070,400	0.930	0.8645	0.3242	---	11/07/2025	06/05/2016	---	PETROPOULOS PETROS (CR)	8.14	2.01	# 7.98	27/05/2026	7.98	7.98	8.14	8.14	8.015	196@8.08	150@8.18	---	---	18,943	21	151,830.44	57,553.06	7.58	8.98	50206015	
43,741,452	0.660	0.2388	0.2391	0.07	19/01/2026	01/11/1999	---	THRACE PLASTICS SA (CR)	4.16	1.22	# 4.11	27/05/2026	4.11	4.11	4.165	4.16	4.146	500@4.14	333@4.16	---	---	28,420	109	117,829.92	181,964.44	3.55	4.535	50203015	
21,912,599	0.300	0.0485	0.0483	0.049	26/05/2026	23/02/2007	---	REVOIL (CR)	1.6	0.95	# 1.585	27/05/2026	1.6	1.585	1.6	1.6	1.594	500@1.59	7010@1.60	---	---	11,082	37	17,664.20	35,060.16	1.535	1.86	60101020	
13,582,223	1.35	---	---	---	24/06/2008	02/02/2016	---	SIDMA STEEL (CR)	1.87	-1.32	€ 1.895	27/05/2026	1.87	1.8	1.87	1.87	1.834	100@1.85	80@1.88	---	---	11,200	66	20,540.75	25,398.76	1.455	2.12	55102010	
40,693,350	5.00	---	---	---	03/07/2006	26/05/2015	---	TECHNICAL OLYMPIC SA (CR)	2.44	1.25	# 2.41	27/05/2026	2.38	2.38	2.46	2.44	2.435	1119@2.43	536@2.44	---	---	37,233	121	90,653.55	99,291.77	2.12	2.61	50206030	
3,048,000	0.300	---	---	---	06/07/2007	01/06/2021	---	TZIRAKIAN PROFIL (CR)	1.94	0.26	# 1.935	27/05/2026	1.9	1.88	1.945	1.94	1.928	90@1.89	1031@1.94	---	2025	1,421	11	2,739.34	5,913.12	1.42	2.04	55102010	
1,011,000	1.00	---	---	---	01/07/2004	11/12/2012	5193	TRIA ALFA SA (CR)	6.9	---	6.9	27/05/2026	---	---	---	---	---	30@4.86	578@6.00	---	2025	---	---	---	---	6,975.90	4.64	7.5	55101020
45,680,000	1.00	---	0.044	---	19/06/2025	27/03/2025	---	FAIS (CR)	3.45	-0.72	€ 3.475	27/05/2026	3.475	3.395	3.475	3.45	3.438	178@3.40	200@3.46	---	---	22,259	99	76,534.31	157,596.00	3.33	3.995	40401020	
8,340,750	1.16	---	---	---	25/06/2009	17/09/2018	---	HAIDEMENOS SA (CR)	0.705	-0.70	€ 0.71	27/05/2026	0.7	0.7	0.705	0.705	0.7	20@0.705	70@0.720	---	2025	4,120	6	2,884.65	5,880.23	0.65	0.845	50205030	

Number of Outstanding Securities	Nominal Value	Dividends [1]			Date of Last Coupon		Note	Shares	Closing price	% change	Previous closing price/date	Open price	Price min	Price max	Last price	Avg price	Last Bid [7]	Last Ask [7]	P/E after tax	Year	Volume	Trades	Transactions Value[8]	Company Mkt Value (thou. €)	Year low	Year high	Sector[4]		
11,943,624	0.540	0.15	0.165	---	01/07/2025	30/08/2019	---	FLEXOPACK SA (CR)	8.2	---	8.2	27/05/2026	7.85	7.85	7.85	7.85	7.85	92@7.85	8@8.15	---	---	8	1	62.80	97,937.72	7.4	8.6	50203030	
394,737,498	0.500	0.02	0.03	0.04	26/03/2026	28/12/2023	---	TRASTOR REAL EST. INV. CO.(CR)	0.968	-0.41	€	0.972	27/05/2026	0.972	0.968	0.978	0.968	0.971	5421@0.968	2968@0.978	---	2025	179,873	367	174,665.43	382,105.90	0.968	1.42	35102000
15,300,000	0.300	---	0.01	---	09/10/2025	13/12/1999	---	ATTICA PUBLICATIONS SA (CR)	1.27	---	1.27	27/05/2026	1.245	1.22	1.245	1.245	1.234	95@1.23	125@1.27	---	---	545	11	672.33	19,431.00	1.17	1.44	40301030	
18,810,000	0.400	0.0381	0.0591	---	20/10/2025	14/11/2007	---	VARVERIS - MODA BAGNO SA (CR)	6.86	0.29	#	6.84	27/05/2026	6.74	6.7	6.88	6.86	6.802	5@6.70	135@6.86	---	---	2,475	34	16,835.08	129,036.60	5.16	7.06	40401025
3,307,500	0.210	0.4	0.4	---	23/10/2025	30/11/2022	---	ELVE SA (CR)	5.75	-1.71	€	5.85	27/05/2026	5.75	5.75	5.75	5.75	292@5.75	100@5.90	---	2025	250	1	1,437.50	19,018.13	5	6.15	40204020	
21,364,000	1.12	---	---	---	21/08/2023	08/03/2023	---	LAMPASA HOTEL SA (CR)	42.8	-8.94	€	47	27/05/2026	47.4	39.2	47.4	43.2	40.489	26@42.40	50@43.80	---	---	4,877	46	197,462.80	914,379.20	39.2	48.4	40501025
38,566,614	0.500	---	---	---	21/07/2008	07/07/2025	---	MOUZAKIS (CR)	0.484	---	0.484	27/05/2026	0.48	0.48	0.48	0.48	0.48	500@0.480	---	---	---	400	1	192.00	18,666.24	0.48	0.69	55101020	
42,500,000	1.00	0.0383	0.0538	0.3714	06/05/2026	13/09/2023	---	MPLE KEDROS (CR)	4.42	---	4.42	27/05/2026	4.42	4.41	4.43	4.42	4.42	99@4.41	179@4.43	---	---	1,581	18	6,988.22	187,850.00	4.23	4.51	35102000	
6,340,000	0.600	0.2	0.23	0.23	09/12/2025	11/01/2024	---	NAKAS MUSIC	3.4	---	3.4	27/05/2026	3.54	3.4	3.54	3.4	3.422	6@3.40	72@3.48	---	---	146	6	499.54	21,556.00	3.24	3.92	40401030	
27,379,200	0.980	0.5001	0.52	---	25/08/2025	29/08/2022	---	CRETE PLASTICS SA (CR)	15.9	---	15.9	27/05/2026	15.9	15.9	16.1	15.9	16.018	174@15.20	140@16.00	---	---	1,416	11	22,681.50	435,329.28	13.2	16.1	50203015	
255,494,534	2.71	0.247	0.705	0.216	15/12/2025	30/09/2021	---	PRODEA (CR)	5.65	-0.88	€	5.7	27/05/2026	5.65	5.6	5.65	5.6	5.617	2774@5.60	9901@5.65	---	---	6,721	29	37,751.85	1,443,544.12	5.2	6.5	35102000
4,181,450	0.500	---	---	---	21/08/2000	05/03/2002	---	FLOUR MILLS SARANTOPOULOS SA	1.48	---	1.48	27/05/2026	1.5	1.5	1.5	1.5	1.5	5@1.50	---	---	---	198	3	297.00	6,188.55	1.12	1.74	45102020	

Exchange Traded Funds (ETFs)

1,405,078	---	---	---	---	15/06/2016	---	---	ALPHA ETF FTSE Athex Large Cap	60.81	-0.88	€	61.35	27/05/2026	60.89	60.54	61.03	60.81	60.73	500@60.48	500@60.68	---	---	5,216	98	316,766.75	---	51.03	66.71	12003
-----------	-----	-----	-----	-----	------------	-----	-----	--------------------------------	-------	-------	---	-------	------------	-------	-------	-------	-------	-------	-----------	-----------	-----	-----	-------	----	------------	-----	-------	-------	-------

Surveillance

8,321,682	0.670	---	---	---	17/08/2007	23/11/1999	---	N. LEVENTERIS (CR)	0.278	---	0.278	27/05/2026	---	---	---	---	---	---	1000@0.276	---	2025	---	---	---	2,708.80	0.252	0.32	55102010	
2,160,524	0.670	---	---	---	03/12/2018	23/11/1999	---	N. LEVENTERIS (PR)	0.183	---	0.183	27/05/2026	---	---	---	---	---	---	3318@0.200	---	2025	---	---	---	2,708.80	0.165	0.2	55102010	
24,319,250	0.300	---	---	---	09/07/2002	04/07/2007	5165	PROODEFTIKH SA (CR)	0.226	1.80	#	0.222	27/05/2026	0.222	0.222	0.226	0.226	0.225	13317@0.228	10000@0.230	---	---	38,083	20	8,574.03	5,496.15	0.216	0.5	50101010

Suspension Status

13,191,620	0.620	---	---	---	04/08/2010	09/09/2002	5232	YALCO - CONSTANTINOU (CR)	0.16	---	0.16	30/05/2025	---	---	---	---	---	---	26032@0.162	---	---	---	---	---	2,110.66	0.16	0.16	40202020
17,579,754	4.16	---	---	---	18/08/2006	02/08/2010	---	BIOTER SA (CR)	0.206	---	0.206	30/05/2025	---	---	---	---	---	---	---	---	---	---	---	---	3,621.43	0.206	0.206	50101010
3,961,300	1.28	---	---	---	29/06/2004	03/08/2000	5248	DUROS SA (CR)	0.25	---	0.25	24/04/2023	---	---	---	---	---	---	---	---	---	---	---	---	990.33	0.25	0.25	40204020
15,842,391	1.51	---	---	---	15/07/2009	12/05/2000	5141	BITROS HOLDING SA (CR)	0.51	---	0.51	30/05/2025	---	---	---	---	---	---	---	---	---	---	---	---	8,079.62	0.51	0.51	55102010
28,438,268	0.070	---	---	---	21/08/2006	24/11/1999	5253	SPIROY AGRICULTURE SA (CR)	0.138	---	0.138	30/05/2025	---	---	---	---	---	---	---	---	---	---	---	---	3,924.48	0.138	0.138	45102010

Shares' Notes

Code	Note text
()	- Adjusted dividends.
*	- Last adjusted closing price.
[1]	- Net dividends.
[2]	- The "Date of Last Coupon" for New listings refers to the date company's stocks started to trade in Athex
[3]	- The Company Market Value is referred to the number of outstanding shares
[4]	- Sectors codification can be found in Appendix A
[5]	- The Market Value refers to the total number of shares listed (including their several classes) in the exchange by the company.
[6]	- P/E greater than 100
[7]	- Last view of the Order Book before the end of the trading session
[8]	- All Blocks Methods' Transactions Value are included.
5141	- Transfer to the Surveillance Category as of 10/05/2017.
5160	- Transfer to the Surveillance Category as of 15/04/2016.
5165	- Transfer to the Surveillance Category as of 15/02/2018.
5193	- Transfer to the Surveillance Category as of 25/10/2018.
5232	- Transfer to the Under Surveillance Category from 08/04/2011.
5248	- Transfer to the Surveillance Category as of 06/09/20116.
5253	- Transfer to the Surveillance Category as of 14/5/2021.

Securities Blocks Details

Securities	Block Volume	Price	Block Trade Value	Time of approval	Note
PPC (CR)	31,264	21.27	664,985.28	10:41:25	20
JUMBO SA (CR)	25,000	23.36	584,000.00	10:50:32	20
CrediaBank (CR)	200,000	1.28	256,000.00	10:59:02	20
PIRAEUS BANK (CR)	86,853	8.95	777,508.06	11:00:25	20
PPC (CR)	146,690	21.44	3,145,033.60	11:00:44	20
Allwyn AG (CR)	50,000	12.53	626,250.00	11:12:08	20
PPC (CR)	21,899	21.50	470,828.50	11:27:23	20
PPC (CR)	50,000	21.49	1,074,500.00	11:33:25	20
PPC (CR)	93,160	21.62	2,014,119.20	11:46:23	20
PPC (CR)	20,000	21.63	432,600.00	11:47:35	20
PPC (CR)	50,000	21.63	1,081,500.00	12:10:36	20
NATIONAL BANK (CR)	100,000	14.93	1,493,000.00	12:36:21	20
PIRAEUS BANK (CR)	200,000	8.96	1,792,000.00	12:46:15	20
PPC (CR)	1,000,000	21.79	21,790,000.00	12:46:25	20
PIRAEUS BANK (CR)	130,000	8.96	1,164,800.00	13:09:58	20
PPC (CR)	200,000	21.94	4,388,000.00	13:48:20	20
PPC (CR)	103,288	21.93	2,265,105.84	13:54:02	20
QUEST HOLDINGS (CR)	50,000	7.50	375,000.00	14:12:39	20
BALLY'S INTRALOT (CR)	270,000	1.16	313,200.00	14:24:29	20
AKTOR S.A. HOLDING CO. (CR)	40,000	10.12	404,800.00	14:25:03	20
PPC (CR)	20,000	21.95	439,000.00	14:49:17	20
EUROBANK (CR)	1,779,927	3.88	6,902,556.91	15:13:41	20
PIRAEUS BANK (CR)	900,000	8.88	7,988,400.00	15:14:18	20
PPC (CR)	100,000	21.92	2,192,000.00	15:22:52	20
CENERGY HOLDINGS (CB)	11,100	25.14	279,054.00	15:40:44	20
PIRAEUS BANK (CR)	254,523	8.93	2,271,872.30	15:58:50	20
PETROPOULOS PETROS (CR)	5,000	8.00	40,000.00	16:01:22	20
PETROPOULOS PETROS (CR)	10,000	8.00	80,000.00	16:02:03	20
ELVALHALCOR (CR)	100,000	5.02	502,000.00	16:11:34	20
BANK OF CYPRUS (CR)	175,000	9.41	1,646,750.00	16:17:00	20
NATIONAL BANK (CR)	34,000	14.78	502,350.00	16:52:19	20
ADMIE (IPTO) HOLDING S.A. (CR)	150,000	3.95	592,500.00	16:58:19	20
EUROBANK (CR)	4,760,113	3.91	18,607,281.72	16:58:29	20
PPC (CR)	144,590	21.92	3,169,412.80	16:59:40	20
OTE (CR)	24,373	18.28	445,538.44	17:05:55	20
AUSTRIACARD (CB)	41,427	9.65	399,770.55	17:11:17	20
LAVIPHARM SA (CR)	270,000	1.70	458,460.00	17:12:26	20

Blocks Notes

- 9 - Method 6-1 / Special Fees
- 10 - Method 6-1 / Special Fees, SDS
- 14 - Method 6-3 / Settlement, Incomplete Buy and Sell
- 18 - Method 6-2 / SPOT 1
- 19 - Method 6-2 / SPOT 2
- 20 - Method 6-1 and Method 6-1 Same Day Settlement
- 21 - Other Pre-agreed

Securities Blocks Details

Securities	Block Volume	Price	Block Trade Value	Time of approval	Note
ALPHA BANK (CR)	350,000	3.78	1,323,000.00	17:14:26	20

Blocks Notes

- 9 - Method 6-1 / Special Fees
- 10 - Method 6-1 / Special Fees, SDS
- 14 - Method 6-3 / Settlement, Incomplete Buy and Sell
- 18 - Method 6-2 / SPOT 1
- 19 - Method 6-2 / SPOT 2
- 20 - Method 6-1 and Method 6-1 Same Day Settlement
- 21 - Other Pre-agreed

Shares Rights Details

Occured date	Exercise from	Exercise until	Trading until	Rights	Price min	Price max	Closing price	Last Bid	Last Ask	Volume	Trades	Transactions Value
--------------	---------------	----------------	---------------	--------	-----------	-----------	---------------	----------	----------	--------	--------	--------------------

No Rights Transactions.

Forced Sales Details

Securities	Category of Security	Transactions Volume	Number of Trades	Transactions Value	Note
------------	----------------------	------------------------	---------------------	-----------------------	------

No Forced Transactions.

Forced Sales Notes

- 1 - Compulsory Public Forced Sales
- 2 - Forced Sales of Fixed Registered Shares
- 3 - Forced Sales of Remaining Fractional Shares

Exchange Traded Funds (ETFs) Characteristics

	Transactions Date (T)	Creation / Redemption	Units (T-1)	New Units (T-1)	Redemption Units (T-1)	Units (T) [1]	Fund Assets [2]	Net Unit Price	Dividend per Unit	Dividend Date
ALPHA ETF FTSE Athex Large Cap	28/05/2026	5,000	1,405,078	---	---	1,405,078	85,729,720.00	61.0142	1.15	01/07/2025

ETFs Notes

[1] - Units (T) = Units (T-1) + New Units (T-1) - Redemption Units (T-1)

[2] - The Creation / Redemption Units of T-1 are included.

Non Convertible Corporate Bonds - Regulated Market

Num Listed Bonds	Nominal price	Issue price	Today's Rate	Exp. Date	Duration (years)	Note	Coupon		Trading Unit	Corporate Bonds	Accrued Int.	Yield.T.Mat	Price min	Price max	Closing price	Previous closing price/date	Volume	Transactions Value	Last order		Date	ear min	Year max	
							Common	Preferred											Price	Buy / Sell				
250,000	1,000.00	1,000.00	3.75	25/02/2033	7	---	1	---	1	CAPITAL CLEAN ENERGY CARRIERS CORP. (Non Convert)	10.1042	4.1280	97.7000	98.0000	97.7710	98.1250	27/05/2026	155,000	153,111.17	97.7020	B	28/05/2026	95.0002	99.9895
320,000	1,000.00	1,000.00	3.40	21/07/2027	7	---	12	---	1	LAMDA DEVELOPMENT S.A. (Non Convertible)	12.4667	3.3090	99.3000	99.8000	99.3536	99.3580	27/05/2026	28,000	28,168.07	99.2501	B	28/05/2026	97.5000	100.0000
200,000	1,000.00	1,000.00	1.90	23/03/2028	7	---	11	---	1	MOTOR OIL CORINTH REFINERIES SA (Non Convertible)	3.7472	3.5230	96.5000	96.6500	96.5750	96.6640	27/05/2026	20,000	19,389.94	96.5000	B	28/05/2026	95.0000	98.0000
150,000	1,000.00	1,000.00	2.60	22/10/2026	7	---	14	---	1	TERNA ENERGY FINANCE S.A. (Non Convertible)	2.9611	3.6970	99.3000	99.3000	99.3000	99.6000	27/05/2026	19,000	18,923.26	99.3000	B	28/05/2026	98.4189	99.9552
100,000	1,000.00	1,000.00	2.80	25/01/2027	5	---	9	---	1	PREMIA S.A. (Non Convertible)	9.8778	3.8490	99.0000	99.0100	99.0017	99.0110	27/05/2026	11,000	10,998.84	99.0000	B	28/05/2026	97.7000	99.5000
500,000	1,000.00	1,000.00	4.00	10/07/2030	7	---	6	---	1	METLEN ENERGY & METALS S.A. (Non Convertible)	15.6667	3.6250	99.6000	100.0001	99.8217	99.8640	27/05/2026	157,000	159,179.74	99.6000	B	28/05/2026	98.3000	101.4000
99,697	1,000.00	1,000.00	5.50	15/12/2028	5	---	5	---	1	IDEAL HOLDINGS S.A. (Non Convertible)	25.8194	3.7740	102.5000	103.0000	102.8529	103.0000	27/05/2026	17,000	17,923.93	102.8500	B	28/05/2026	101.4645	104.1000
500,000	1,000.00	1,000.00	3.80	18/11/2032	7	---	2	---	1	LAMDA DEVELOPMENT S.A. (Non convertible)	1.5833	4.1330	97.7000	98.0000	97.8485	97.7000	27/05/2026	66,000	64,684.50	97.5500	B	28/05/2026	96.6500	99.9999
140,000	1,000.00	1,000.00	4.70	15/12/2030	5	---	1	---	1	AKTOR S.A. (Non convertible)	22.0639	3.8130	102.0000	103.1900	103.1609	101.6240	27/05/2026	59,000	62,087.84	102.0010	B	28/05/2026	100.6000	103.4900
500,000	1,000.00	1,000.00	2.75	03/07/2027	7	---	12	---	1	GEK TERNA S.A. (Non Convertible)	11.3056	3.6180	98.2000	98.7000	98.4329	98.7110	27/05/2026	245,000	243,930.56	98.2500	B	28/05/2026	97.7500	99.5000
150,000	1,000.00	1,000.00	4.10	08/04/2033	7	---	1	---	1	PREMIA REIC (Non Convertible)	6.2639	4.3840	98.2000	98.3500	98.3500	98.3150	27/05/2026	19,000	18,789.12	98.3100	B	28/05/2026	98.1200	100.3700
250,000	1,000.00	1,000.00	3.70	04/07/2032	7	---	2	---	1	AEGEAN AIRLINES S.A. (Non Convertible)	15.2111	3.6880	99.0000	100.0000	99.4323	99.1830	27/05/2026	62,000	62,591.09	98.7000	B	28/05/2026	98.0875	102.0999
300,000	1,000.00	1,000.00	2.30	20/07/2028	7	---	10	---	1	PRODEA REIC S.A.(Non Convertible)	8.4972	2.9440	97.8000	98.3600	98.0000	98.3500	27/05/2026	473,000	467,927.53	97.9000	B	28/05/2026	95.0000	99.9510
250,000	1,000.00	1,000.00	2.45	16/11/2028	7	---	10	---	1	ELVALHALCOR S.A. (Non Convertible)	1.0208	3.5480	96.5000	96.5500	96.5500	96.6000	27/05/2026	60,000	57,982.25	96.5000	B	28/05/2026	94.9873	99.0000
120,000	1,000.00	1,000.00	2.65	06/12/2028	7	---	9	---	1	NOVAL PROPERTY REIC (Non Convertible)	12.9556	3.6500	96.6000	96.6500	96.6269	96.6500	27/05/2026	35,000	34,268.95	96.5010	B	28/05/2026	95.0000	99.9900
300,000	1,000.00	1,000.00	2.30	14/12/2028	7	---	9	---	1	GEK TERNA S.A. (Non Convertible)	10.7972	3.6160	96.0000	96.0000	96.0000	96.2140	27/05/2026	16,000	15,532.76	95.9800	B	28/05/2026	95.0000	97.2100
100,000	1,000.00	1,000.00	2.95	11/02/2027	5	---	9	---	1	SAFE BULKERS PARTICIPATIONS PLC (Non Convertible)	9.0958	4.3930	98.3000	98.6000	98.6000	98.9000	27/05/2026	15,000	14,906.94	98.4200	B	28/05/2026	97.4470	99.9201
100,000	1,000.00	1,000.00	4.40	26/07/2029	7	---	8	---	1	CPLP SHIPPING HOLDINGS PLC (Non Convertible)	15.5222	3.7560	100.0000	100.0000	100.0000	100.0000	27/05/2026	13,000	13,201.79	100.0000	B	28/05/2026	99.9297	102.8500
200,000	1,000.00	1,000.00	4.25	23/01/2029	5	---	5	---	1	AUTOHELLAS S.A. (Non Convertible)	15.3472	3.6790	99.7500	100.4890	100.4890	99.8010	27/05/2026	58,000	58,760.29	99.7510	B	28/05/2026	99.5000	102.0000

Corporate Bonds Notes

Transactions Volume = (Pieces) * (Nominal Price). Transactions Value = (Pieces) * (Nominal Price) * (price %) + (Accrued interest).

The price of a Bond is stated as a percentage (%) of Bond's Nominal Price.

Nominal Price in Euros (€), except if it is noted differently.

Non Convertible Corporate Bonds - Regulated Market

Num Listed Bonds	Nominal price	Issue price	Today's Rate	Exp. Date	Duration (years)	Note	Coupon		Trading Unit	Corporate Bonds	Accrued Int.	Yield.T.Mat	Price min	Price max	Closing price	Previous closing price/date	Volume	Transactions Value	Last order			ear min	Year max	
							Common	Preffered											Price	Buy / Sell	Date			
130,000	1,000.00	1,000.00	6.00	27/02/2029	5	---	5	---	1	INTRALOT S.A. (Non Convertible)	15.8333	3.8860	---	---	---	103.9880	27/05/2026	---	---	102.2201	B	28/05/2026	101.0000	104.5000
500,000	1,000.00	1,000.00	3.20	29/09/2032	7	---	2	---	1	GEK TERNA S.A. (Non Convertible)	5.6889	3.9110	95.8500	96.0000	95.9137	96.0000	27/05/2026	95,000	91,658.44	95.8000	B	28/05/2026	94.0000	99.3790

Corporate Bonds Notes

Transactions Volume = (Pieces) * (Nominal Price). Transactions Value = (Pieces) * (Nominal Price) * (price %) + (Accrued interest).

The price of a Bond is stated as a percentage (%) of Bond's Nominal Price.

Nominal Price in Euros (€), except if it is noted differently.

Government Bonds

Number Listed Bonds	Nominal price	Today's Rate	Accrued Interest Calc	Exp. Date [1]	Duration (years)	Note	Coupons Date	Curr. coupon value	Trading Unit	Government Bonds	Price min	Price max	Closing price	Previous closing price/date	Volume	Transactions Value	Price	Last order Buy / Sell	Date
4,000,000	1,000.00	4.13	Actual/Actual	15/06/2054	30	---	15/06	4.13	1	GGB-FXD-150654-30Y-4.125-1.000	---	---	---	---	---	---	---	---	---
4,700,000	1,000.00	1.88	Actual/Actual	04/02/2035	15	---	04/02	1.88	1	GGB-FXD-040235-15Y-1.875-1.000	---	---	---	---	---	---	---	---	---
6,000,000	1,000.00	0.75	Actual/Actual	18/06/2031	10	---	18/06	0.75	1	GGB-FXD-180631-10Y-0.750-1.000	---	---	---	---	---	---	---	---	---
3,600,000	1,000.00	3.88	Actual/Actual	15/06/2028	5	---	15/06	3.88	1	GGB-FXD-150628-05Y-3.875-1.000	---	---	---	---	---	---	---	---	---
5,962,747,327	1.00	3.75	Actual/Actual	30/01/2028	10	---	/02 - 02/02 - 31/	3.75	1	GGB-FXD-300128-10Y-3.750-1.000	---	---	---	85.4610 13/07/2018	---	---	1.0000	B	28/11/2018
7,067,309,386	1.00	3.90	Actual/Actual	30/01/2033	15	---	/02 - 02/02 - 31/	3.90	1	GGB-FXD-300133-15Y-3.900-1.000	---	---	---	78.6730 13/07/2018	---	---	1.0000	B	28/11/2018
5,622,848,349	1.00	4.00	Actual/Actual	30/01/2037	19	---	/02 - 02/02 - 31/	4.00	1	GGB-FXD-300137-19Y-4.000-1.000	---	---	---	77.0370 13/07/2018	---	---	1.0000	B	28/11/2018
5,476,770,669	1.00	4.20	Actual/Actual	30/01/2042	24	---	/02 - 02/02 - 31/	4.20	1	GGB-FXD-300142-24Y-4.200-1.000	---	---	---	77.7640 13/07/2018	---	---	1.0000	B	28/11/2018
4,950,000	1,000.00	3.38	Actual/Actual	15/06/2034	10	---	15/06	3.38	1	GGB-FXD-150634-10Y-3.375-1.000	---	---	---	---	---	---	---	---	---
41,118,344	1.00	4.30	Actual/Actual	24/02/2027	15	---	24/02	4.30	1	GGB-FXD-240227-15Y-2.000-1.000	---	---	---	10.0000 22/06/2015	---	---	---	---	---
45,137,734	1.00	4.30	Actual/Actual	24/02/2028	16	---	24/02	4.30	1	GGB-FXD-240228-16Y-2.000-1.000	---	---	---	10.0000 22/06/2015	---	---	---	---	---
61,768,888	1.00	4.30	Actual/Actual	24/02/2029	17	---	24/02	4.30	1	GGB-FXD-240229-17Y-2.000-1.000	---	---	---	10.0000 22/06/2015	---	---	---	---	---
54,567,744	1.00	4.30	Actual/Actual	24/02/2030	18	---	24/02	4.30	1	GGB-FXD-240230-18Y-2.000-1.000	---	---	---	10.0000 22/06/2015	---	---	---	---	---
37,541,515	1.00	4.30	Actual/Actual	24/02/2031	19	---	24/02	4.30	1	GGB-FXD-240231-19Y-2.000-1.000	---	---	---	10.0000 22/06/2015	---	---	---	---	---
37,558,317	1.00	4.30	Actual/Actual	24/02/2032	20	---	24/02	4.30	1	GGB-FXD-240232-20Y-2.000-1.000	---	---	---	10.0000 22/06/2015	---	---	---	---	---
37,473,732	1.00	4.30	Actual/Actual	24/02/2033	21	---	24/02	4.30	1	GGB-FXD-240233-21Y-2.000-1.000	---	---	---	10.0000 22/06/2015	---	---	---	---	---
33,888,293	1.00	4.30	Actual/Actual	24/02/2034	22	---	24/02	4.30	1	GGB-FXD-240234-22Y-2.000-1.000	---	---	---	10.0000 22/06/2015	---	---	---	---	---
35,177,800	1.00	4.30	Actual/Actual	24/02/2035	23	---	24/02	4.30	1	GGB-FXD-240235-23Y-2.000-1.000	---	---	---	10.0000 22/06/2015	---	---	---	---	---
35,547,268	1.00	4.30	Actual/Actual	24/02/2036	24	---	24/02	4.30	1	GGB-FXD-240236-24Y-2.000-1.000	---	---	---	10.0000 22/06/2015	---	---	---	---	---
40,246,306	1.00	4.30	Actual/Actual	24/02/2037	25	---	24/02	4.30	1	GGB-FXD-240237-25Y-2.000-1.000	---	---	---	10.0000 22/06/2015	---	---	---	---	---
37,643,952	1.00	4.30	Actual/Actual	24/02/2038	26	---	24/02	4.30	1	GGB-FXD-240238-26Y-2.000-1.000	---	---	---	10.0000 22/06/2015	---	---	---	---	---
36,977,100	1.00	4.30	Actual/Actual	24/02/2039	27	---	24/02	4.30	1	GGB-FXD-240239-27Y-2.000-1.000	---	---	---	10.0000 22/06/2015	---	---	---	---	---
41,615,000	1.00	4.30	Actual/Actual	24/02/2040	28	---	24/02	4.30	1	GGB-FXD-240240-28Y-2.000-1.000	---	---	---	10.0000 22/06/2015	---	---	---	---	---
42,227,208	1.00	4.30	Actual/Actual	24/02/2041	29	---	24/02	4.30	1	GGB-FXD-240241-29Y-2.000-1.000	---	---	---	10.0000 22/06/2015	---	---	---	---	---
68,288,487	1.00	4.30	Actual/Actual	24/02/2042	30	---	24/02	4.30	1	GGB-FXD-240242-30Y-2.000-1.000	---	---	---	10.0000 22/06/2015	---	---	---	---	---
4,700,000	1,000.00	3.88	Actual/Actual	12/03/2029	10	---	12/03	3.88	1	GGB-FXD-120329-10Y-3.875-1.000	---	---	---	---	---	---	100.0000	B	15/10/2019
5,500,000	1,000.00	1.50	Actual/Actual	18/06/2030	10	---	18/06	1.50	1	GGB-FXD-180630-10Y-1.500-1.000	---	---	---	---	---	---	---	---	---
5,500,000	1,000.00	4.38	Actual/Actual	18/07/2038	15	---	18/07	4.38	1	GGB-FXD-180738-15Y-4.375-1.000	---	---	---	---	---	---	---	---	---
40,000	1,000.00	2.72	FLR Actual/360	18/09/2026	1	---	18/09 - 18/03	---	1	GGB-FLT-180926-01Y-2.717-1.000	---	---	---	---	---	---	---	---	---
4,550,000	1,000.00	3.38	Actual/Actual	16/06/2036	10	---	16/06	3.38	1	GGB-FXD-160636-10Y-3.375-1000.00	---	---	---	---	---	---	---	---	---
5,364,250	1,000.00	3.25	Actual/Actual	20/03/2050	30	---	20/03	3.25	1	GGB-FXD-200350-30Y-3.250-1.000	---	---	---	---	---	---	---	---	---
4,500,000	1,000.00	3.63	Actual/Actual	15/06/2035	10	---	15/06	3.63	1	GGB-FXD-150635-10Y-3.625-1000.00	---	---	---	---	---	---	---	---	---
3,924,361	1,000.00	2.00	Actual/Actual	22/04/2027	7	---	22/04	2.00	1	GGB-FXD-220427-07Y-2.000-1.000	---	---	---	---	---	---	99.9000	B	22/04/2020
2,298,012	1,000.00	1.88	Actual/Actual	23/07/2026	7	---	23/07	1.88	1	GGB-FXD-230726-07Y-1.875-1.000	---	---	---	---	---	---	---	---	---
4,900,000	1,000.00	4.25	Actual/Actual	15/06/2033	10	---	15/06	4.25	1	GGB-FXD-150633-10Y-4.250-1.000	---	---	---	---	---	---	---	---	---

Government Bonds Notes

Transactions Volume = (Pieces) * (Nominal Price). Transactions Value = (Pieces) * (Nominal Price) * (price %) + (Accrued interest).

The Value of current coupon for the issues with NV 0.01 euro refers to NV 100 euros

FLR: Floating Interest Rate.

[1] - The Expiration Date of the interest bearing period and the Date for coupon payment.

Government Bonds

Number Listed Bonds	Nominal price	Today's Rate	Accrued Interest Calc	Exp. Date [1]	Duration (years)	Note	Coupons Date	Curr. coupon value	Trading Unit	Government Bonds	Price min	Price max	Closing price	Previous closing price/date	Volume	Transactions Value	Price	Last order Buy / Sell	Date
3,500,000	1,000.00	1.88	Actual/Actual	24/01/2052	30	---	24/01	1.88	1	GGB-FXD-240152-30Y-1.875-1.000	---	---	---	---	---	---	---	---	---
3,700,000	1,000.00	1.75	Actual/Actual	18/06/2032	10	---	18/06	1.75	1	GGB-FXD-180632-10Y-1.750-1.000	---	---	---	---	---	---	---	---	---
2,200,000	1,000.00	1.13	FLR Actual/360	15/12/2027	5	---	- 15/03 - 15/09 -	---	1	GGB-FLT-151227-05Y-1.130-1.000	---	---	---	---	---	---	102.1600	B	30/12/2022

Government Bonds Notes

Transactions Volume = (Pieces) * (Nominal Price). Transactions Value = (Pieces) * (Nominal Price) * (price %) + (Accrued interest).

The Value of current coupon for the issues with NV 0.01 euro refers to NV 100 euros

FLR: Floating Interest Rate.

[1] - The Expiration Date of the interest bearing period and the Date for coupon payment.

Treasury Bills & Zero Coupon Government Bonds

Issue Date	13-Week Maturity									26-Week Maturity									52-Week Maturity								
	Exp. Date	Initial Rate	Num Listed Bonds	Nominal price	Issue price	Last Trade Price	Last Trade Date	Volume Traded	Note	Exp. Date	Initial Rate	Num Listed Bonds	Nominal price	Issue price	Last Trade Price	Last Trade Date	Volume Traded	Note	Exp. Date	Initial Rate	Num Listed Bonds	Nominal price	Issue price	Last Trade Price	Last Trade Date	Volume Traded	Note
06/06/2025	---	---	---	---	---	---	---	---	---	---	---	---	---	---	---	---	---	---	06/06/2026	1.84	600,000	1,000.00	981.74	---	---	---	---
05/09/2025	---	---	---	---	---	---	---	---	---	---	---	---	---	---	---	---	---	---	04/09/2026	1.97	600,000	1,000.00	0.00	---	---	---	---
05/12/2025	---	---	---	---	---	---	---	---	---	---	---	---	---	---	---	---	---	---	04/12/2026	2.03	600,000	1,000.00	997.90	---	---	---	---
06/03/2026	---	---	---	---	---	---	---	---	---	---	---	---	---	---	---	---	---	---	05/03/2027	1.97	500,000	1,000.00	980.45	---	---	---	---

Bonds in Circulation	Currency / Min nominal traded Value	Coupons Payment Date	Current Coupon Value	Note	Coupon	Trading Unit	Issue Date	Duration (years)	Today's Interest	A.I.C in days	Bonds	Last price of previous days		Last Outcry in Cash (euro)		Trades in Pieces	Life min	Life Max	
												Price	Buy / Sell	Price	Buy / Sell				
Corporate Bonds in Foreign Currency and Euro																			
103,746	GBP / 10	01/12	0.25	---	67	1	01/12/1930	98	2.5	360	National Mortgage Bank	2.27	05/02/1996	2.27	S	05/02/1996	---	2.27	2.27
0	GBP / 10	01/12	0.25	---	69	1	01/12/1928	100	2.5	360	National Mortgage Bank	---	---	---	---	---	---	---	---

Government Bonds Notes

A.I.C: Accrued Interest Calculation base.

FLR: Floating Interest Rate.

The minimum tradeable Nominal Value for all Demeterialised Government Titles is 100 Euros.

(μτφρ-0)

Underlying Asset				Derivatives Market													
Price max	Price min	Closing price	change	Delivery Month	Open price	Price max	Price min	Last price	Closing price	Last Bid	Last Ask	Fixing price*	Life high	Life low	Trades	Volume	Open Interest
FTSE/Athex Large Cap (Trade Unit: 1 Index Point x 2E, Cash Settlement)																	
6,019.82	5,959.19	5,959.19	-1.01%	June 2026	5,971.00	6,018.00	5,938.50	6,018.00	6,018.00	---	---	---	6,018.00	---	131	569	6,809
				July 2026	5,927.25	5,959.00	5,918.00	5,959.00	5,959.00	---	---	---	5,971.25	---	7	7	170
				August 2026	---	---	---	---	6,048.50	---	---	---	---	---	---	---	---
				September 2026	---	---	---	---	6,058.00	---	---	---	---	---	---	---	---
				December 2026	---	---	---	---	6,088.50	---	---	---	---	---	---	---	---
				March 2027	---	---	---	---	6,118.75	---	---	---	---	---	---	---	---
FTSE/Athex Banks (Trade Unit: 1 Index Point x 15E, Cash Settlement)																	
2,735.33	2,667.78	2,667.78	-2.47%	June 2026	2,671.00	2,671.00	2,671.00	2,671.00	2,671.00	---	---	---	2,710.00	---	1	20	3,234
				September 2026	---	---	---	---	2,752.75	---	---	---	---	---	---	---	---
				December 2026	---	---	---	---	2,766.50	---	---	---	---	---	---	---	---
				March 2027	---	---	---	---	2,780.25	---	---	---	---	---	---	---	---
MSCI GREECE REBASED (Trade Unit: 1 Index Point x 2E, Cash Settlement)																	
9,571.96	9,372.57	9,378.24	-2.02%	June 2026	---	---	---	---	9,472.75	---	---	---	9,252.00	---	---	---	---
				July 2026	---	---	---	---	9,425.00	---	---	---	8,915.50	---	---	---	---
				August 2026	---	---	---	---	9,617.75	---	---	---	---	---	---	---	---
				September 2026	---	---	---	---	9,632.50	---	---	---	---	---	---	---	---
				October 2026	---	---	---	---	9,647.50	---	---	---	---	---	---	---	---
				November 2026	---	---	---	---	9,666.00	---	---	---	---	---	---	---	---
				December 2026	---	---	---	---	9,681.00	---	---	---	---	---	---	---	---
				March 2027	---	---	---	---	9,729.25	---	---	---	---	---	---	---	---

Derivatives notes - <https://athens.euronext.com/en/market-data/statistics/eod-closing-prices>

Fixing prices and final open positions can be retrieved from the following path <https://athens.euronext.com/en/market-data/statistics/eod-closing-prices>

Underlying Asset				Derivatives Market													
Price max	Price min	Closing price	change	Delivery Month	Open price	Price max	Price min	Last price	Closing price	Last Bid	Last Ask	Fixing price*	Life high	Life low	Trades	Volume	Open Interest
ADMIE (IPTO) HOLDING S.A. (CR)				(Contract Size: 100 Securities, Physical Delivery)													
4.075	3.92	3.94	-1.25%	June 2026	3.95	3.97	3.88	3.92	3.92	---	---	---	3.99	---	31	403	5,736
				September 2026	---	---	---	---	3.84	---	---	---	3.79	---	---	---	307
				December 2026	---	---	---	---	4.04	---	---	---	---	---	---	---	---
				March 2027	---	---	---	---	4.06	---	---	---	---	---	---	---	---
AEGEAN AIRLINES (CR)				(Contract Size: 100 Securities, Physical Delivery)													
12.32	12.02	12.1	-1.79%	June 2026	12.20	12.29	12.16	12.29	12.29	---	---	---	15.15	---	10	38	3,340
				September 2026	---	---	---	---	12.65	---	---	---	12.60	---	---	---	2
				December 2026	---	---	---	---	12.46	---	---	---	---	---	---	---	---
				March 2027	---	---	---	---	12.52	---	---	---	---	---	---	---	---
AKTOR S.A. HOLDING CO. (CR)				(Contract Size: 100 Securities, Physical Delivery)													
10.3	10.14	10.2	-0.78%	June 2026	10.24	10.24	10.16	10.22	10.22	---	---	---	11.56	---	6	24	103,477
				September 2026	---	---	---	---	10.16	---	---	---	---	---	1	400	400
				December 2026	---	---	---	---	10.40	---	---	---	---	---	---	---	---
				March 2027	---	---	---	---	10.45	---	---	---	---	---	---	---	---
Allwyn AG (CR)				(Contract Size: 100 Securities, Physical Delivery)													
12.77	12.255	12.255	-3.08%	June 2026	12.79	12.79	12.32	12.33	12.33	---	---	---	15.54	---	124	997	12,188
				September 2026	12.60	12.60	12.60	12.60	12.60	---	---	---	12.60	---	1	2	10
				December 2026	---	---	---	---	12.79	---	---	---	---	---	---	---	---
				March 2027	---	---	---	---	12.85	---	---	---	---	---	---	---	---
ALPHA BANK (CR)				(Contract Size: 100 Securities, Physical Delivery)													
3.864	3.769	3.78	-2.80%	June 2026	3.84	3.88	3.77	3.83	3.83	---	---	---	4.50	---	667	3,435	59,101
				September 2026	3.80	3.83	3.76	3.76	3.76	---	---	---	3.89	---	23	634	641
				December 2026	---	---	---	---	3.93	---	---	---	---	---	---	---	---
				March 2027	---	---	---	---	3.95	---	---	---	---	---	---	---	---
ATHENS INTL AIRPORT (CR)				(Contract Size: 100 Securities, Physical Delivery)													
10.19	10	10.01	-1.77%	June 2026	---	---	---	---	10.25	---	---	---	11.47	---	---	---	324
				September 2026	---	---	---	---	10.25	---	---	---	---	---	---	---	---
				December 2026	---	---	---	---	10.31	---	---	---	---	---	---	---	---
				March 2027	---	---	---	---	10.36	---	---	---	---	---	---	---	---
AUTOHELLAS SA (CR)				(Contract Size: 100 Securities, Physical Delivery)													
11	10.88	10.92	-0.55%	June 2026	10.88	10.88	10.88	10.88	10.88	---	---	---	11.60	---	1	1	124
				September 2026	---	---	---	---	11.05	---	---	---	---	---	---	---	---
				December 2026	---	---	---	---	11.11	---	---	---	---	---	---	---	---
				March 2027	---	---	---	---	11.16	---	---	---	---	---	---	---	---

Derivatives notes - <https://athens.euronext.com/en/market-data/statistics/eod-closing-prices>

Fixing prices and final open positions can be retrieved from the following path <https://athens.euronext.com/en/market-data/statistics/eod-closing-prices>

Underlying Asset				Derivatives Market													
Price max	Price min	Closing price	change	Delivery Month	Open price	Price max	Price min	Last price	Closing price	Last Bid	Last Ask	Fixing price*	Life high	Life low	Trades	Volume	Open Interest
AVAX S.A. (CR)				(Contract Size: 100 Securities, Physical Delivery)													
3.615	3.53	3.6	1.12%	June 2026	3.56	3.62	3.55	3.62	3.62	---	---	---	3.75	---	20	188	2,755
				September 2026	---	---	---	---	3.58	---	---	---	---	---	---	---	---
				December 2026	---	---	---	---	3.60	---	---	---	---	---	---	---	---
				March 2027	---	---	---	---	3.62	---	---	---	---	---	---	---	---
BALLY'S INTRALOT (CR)				(Contract Size: 100 Securities, Physical Delivery)													
1.179	1.155	1.17	-0.68%	June 2026	1.18	1.18	1.16	1.18	1.18	---	---	---	1.19	---	43	2,071	1,353,894
				September 2026	1.17	1.17	1.16	1.17	1.17	---	---	---	1.18	---	9	2,976	49,365
				December 2026	---	---	---	---	1.19	---	---	---	---	---	---	---	---
				March 2027	---	---	---	---	1.20	---	---	---	---	---	---	---	---
BANK OF CYPRUS (CR)				(Contract Size: 100 Securities, Physical Delivery)													
9.48	9.31	9.39	-1.00%	June 2026	---	---	---	---	9.54	---	---	---	9.63	---	---	---	1,085
				September 2026	---	---	---	---	9.55	---	---	---	---	---	---	---	---
				December 2026	---	---	---	---	9.59	---	---	---	---	---	---	---	---
				March 2027	---	---	---	---	9.64	---	---	---	---	---	---	---	---
CC HBC AG (CR)				(Contract Size: 100 Securities, Physical Delivery)													
50.2	49.6	49.6	-1.78%	June 2026	50.01	50.01	50.01	50.01	50.01	---	---	---	52.01	---	1	1	367
				September 2026	---	---	---	---	50.82	---	---	---	---	---	---	---	---
				December 2026	---	---	---	---	51.08	---	---	---	---	---	---	---	---
				March 2027	---	---	---	---	51.33	---	---	---	---	---	---	---	---
CENERGY HOLDINGS (CB)				(Contract Size: 100 Securities, Physical Delivery)													
25.74	24.64	25.7	2.80%	June 2026	24.96	25.67	24.70	25.60	25.60	---	---	---	26.13	---	52	268	3,104
				September 2026	---	---	---	---	25.16	---	---	---	---	---	---	---	---
				December 2026	---	---	---	---	25.28	---	---	---	---	---	---	---	---
				March 2027	---	---	---	---	25.41	---	---	---	---	---	---	---	---
CrediaBank (CR)				(Contract Size: 100 Securities, Physical Delivery)													
1.286	1.26	1.27	-0.78%	June 2026	1.30	1.30	1.27	1.29	1.29	---	---	---	1.38	---	61	2,441	101,110
				September 2026	1.29	1.29	1.29	1.29	1.29	---	---	---	1.35	---	1	5	203
				December 2026	---	---	---	---	1.29	---	---	---	---	---	---	---	---
				March 2027	---	---	---	---	1.30	---	---	---	---	---	---	---	---
ELLAKTOR (CR)				(Contract Size: 100 Securities, Physical Delivery)													
1.446	1.412	1.43	-0.14%	June 2026	1.41	1.41	1.38	1.38	1.38	---	---	---	1.44	---	2	6	1,638
				September 2026	---	---	---	---	1.44	---	---	---	---	---	---	---	---
				December 2026	---	---	---	---	1.45	---	---	---	---	---	---	---	---
				March 2027	---	---	---	---	1.46	---	---	---	---	---	---	---	---

Derivatives notes - <https://athens.euronext.com/en/market-data/statistics/eod-closing-prices>

Fixing prices and final open positions can be retrieved from the following path <https://athens.euronext.com/en/market-data/statistics/eod-closing-prices>

Underlying Asset				Derivatives Market													
Price max	Price min	Closing price	change	Delivery Month	Open price	Price max	Price min	Last price	Closing price	Last Bid	Last Ask	Fixing price*	Life high	Life low	Trades	Volume	Open Interest
ELVALHALCOR (CR)																	
(Contract Size: 100 Securities, Physical Delivery)																	
5.12	4.965	5.01	-2.15%	June 2026	5.04	5.13	4.98	5.09	5.09	---	---	---	5.63	---	43	131	3,886
				September 2026	5.11	5.14	5.11	5.14	5.14	---	---	---	5.20	---	2	6	5
				December 2026	---	---	---	---	5.18	---	---	---	---	---	---	---	---
				March 2027	---	---	---	---	5.20	---	---	---	---	---	---	---	---
EUROBANK (CR)																	
(Contract Size: 100 Securities, Physical Delivery)																	
3.966	3.8	3.8	-4.19%	June 2026	3.86	3.88	3.75	3.81	3.81	---	---	---	4.07	---	112	2,775	47,407
				September 2026	3.82	3.82	3.80	3.80	3.80	---	---	---	3.90	---	3	10	13
				December 2026	---	---	---	---	4.01	---	---	---	---	---	---	---	---
				March 2027	---	---	---	---	4.03	---	---	---	---	---	---	---	---
EURONEXT ATHENS (CR)																	
(Contract Size: 100 Securities, Physical Delivery)																	
7.48	7.37	7.4	0.27%	June 2026	7.30	7.38	7.30	7.38	7.38	---	---	---	7.41	---	2	7	332
				September 2026	---	---	---	---	7.43	---	---	---	---	---	---	---	---
				December 2026	---	---	---	---	7.46	---	---	---	---	---	---	---	---
				March 2027	---	---	---	---	7.50	---	---	---	---	---	---	---	---
EYDAP S.A. (CR)																	
(Contract Size: 100 Securities, Physical Delivery)																	
10.44	10.26	10.38	0.39%	June 2026	10.42	10.43	10.37	10.40	10.40	---	---	---	10.65	---	7	32	13,157
				September 2026	---	---	---	---	10.41	---	---	---	---	---	---	---	---
				December 2026	---	---	---	---	10.46	---	---	---	---	---	---	---	---
				March 2027	---	---	---	---	10.51	---	---	---	---	---	---	---	---
FOURLIS (CR)																	
(Contract Size: 100 Securities, Physical Delivery)																	
4.365	4.305	4.345	-0.46%	June 2026	4.34	4.37	4.29	4.37	4.37	---	---	---	4.94	---	21	82	3,218
				September 2026	---	---	---	---	4.39	---	---	---	---	---	---	---	---
				December 2026	---	---	---	---	4.41	---	---	---	---	---	---	---	---
				March 2027	---	---	---	---	4.44	---	---	---	---	---	---	---	---
GEK TERNA (CR)																	
(Contract Size: 100 Securities, Physical Delivery)																	
42.98	41.88	42.12	-2.23%	June 2026	43.00	43.00	42.02	42.45	42.45	---	---	---	43.58	---	26	50	5,335
				September 2026	---	---	---	---	43.30	---	---	---	41.10	---	---	---	6
				December 2026	---	---	---	---	43.57	---	---	---	---	---	---	---	---
				March 2027	---	---	---	---	43.79	---	---	---	---	---	---	---	---
HELLENiQ ENERGY (CR)																	
(Contract Size: 100 Securities, Physical Delivery)																	
10.2	9.95	10.19	0.69%	June 2026	10.15	10.22	10.13	10.21	10.21	---	---	---	10.55	---	23	130	3,684
				September 2026	9.95	9.95	9.95	9.95	9.95	---	---	---	10.15	---	1	8	250
				December 2026	---	---	---	---	10.24	---	---	---	---	---	---	---	---
				March 2027	---	---	---	---	10.29	---	---	---	---	---	---	---	---

Derivatives notes - <https://athens.euronext.com/en/market-data/statistics/eod-closing-prices>

Fixing prices and final open positions can be retrieved from the following path <https://athens.euronext.com/en/market-data/statistics/eod-closing-prices>

Underlying Asset				Derivatives Market													
Price max	Price min	Closing price	change	Delivery Month	Open price	Price max	Price min	Last price	Closing price	Last Bid	Last Ask	Fixing price*	Life high	Life low	Trades	Volume	Open Interest
INTRACOM HOLDINGS (CR)				(Contract Size: 100 Securities, Physical Delivery)													
3.8	3.745	3.77	0.13%	June 2026	3.78	3.79	3.77	3.78	3.78	---	---	---	3.84	---	14	65	14,140
				September 2026	---	---	---	---	3.78	---	---	---	3.82	---	---	---	363
				December 2026	---	---	---	---	3.81	---	---	---	---	---	---	---	---
				March 2027	---	---	---	---	3.83	---	---	---	---	---	---	---	---
JUMBO SA (CR)				(Contract Size: 100 Securities, Physical Delivery)													
23.5	22.9	22.9	-2.55%	June 2026	23.33	23.45	23.00	23.00	23.00	---	---	---	25.68	---	46	106	6,975
				September 2026	22.80	22.85	22.80	22.82	22.82	---	---	---	23.30	---	3	14	13
				December 2026	---	---	---	---	23.77	---	---	---	---	---	---	---	---
				March 2027	---	---	---	---	23.89	---	---	---	---	---	---	---	---
LAMDA DEVELOPMENT SA (CR)				(Contract Size: 100 Securities, Physical Delivery)													
6.315	6.21	6.21	-0.88%	June 2026	6.30	6.34	6.25	6.28	6.28	---	---	---	7.09	---	163	947	28,288
				September 2026	6.30	6.34	6.26	6.27	6.27	---	---	---	6.40	---	13	20	25
				December 2026	---	---	---	---	6.34	---	---	---	---	---	---	---	---
				March 2027	---	---	---	---	6.37	---	---	---	---	---	---	---	---
METLEN PLC (CR)				(Contract Size: 100 Securities, Physical Delivery)													
41.28	40.62	40.94	0.10%	June 2026	41.03	41.32	40.88	41.19	41.19	---	---	---	47.90	---	84	206	15,158
				September 2026	40.62	40.62	40.62	40.62	40.62	---	---	---	41.40	---	1	1	929
				December 2026	---	---	---	---	41.37	---	---	---	---	---	---	---	---
				March 2027	---	---	---	---	41.57	---	---	---	---	---	---	---	---
MIG (CR)				(Contract Size: 100 Securities, Physical Delivery)													
3.29	3.26	3.28	0.61%	June 2026	---	---	---	---	3.30	---	---	---	3.43	---	---	---	219
				September 2026	---	---	---	---	3.28	---	---	---	---	---	---	---	---
				December 2026	---	---	---	---	3.30	---	---	---	---	---	---	---	---
				March 2027	---	---	---	---	3.31	---	---	---	---	---	---	---	---
MOTOR OIL (CR)				(Contract Size: 100 Securities, Physical Delivery)													
37.7	36.74	37.02	0.82%	June 2026	37.42	37.46	36.80	37.00	37.00	---	---	---	39.97	---	24	34	420
				September 2026	---	---	---	---	36.95	---	---	---	---	---	---	---	---
				December 2026	---	---	---	---	37.14	---	---	---	---	---	---	---	---
				March 2027	---	---	---	---	37.32	---	---	---	---	---	---	---	---
NATIONAL BANK (CR)				(Contract Size: 100 Securities, Physical Delivery)													
14.945	14.705	14.72	-2.65%	June 2026	14.69	14.69	14.52	14.65	14.65	---	---	---	15.76	---	83	330	15,585
				September 2026	14.66	14.66	14.66	14.66	14.66	---	---	---	14.94	---	1	2	36
				December 2026	---	---	---	---	15.29	---	---	---	---	---	---	---	---
				March 2027	---	---	---	---	15.37	---	---	---	---	---	---	---	---

Derivatives notes - <https://athens.euronext.com/en/market-data/statistics/eod-closing-prices>

Fixing prices and final open positions can be retrieved from the following path <https://athens.euronext.com/en/market-data/statistics/eod-closing-prices>

Underlying Asset				Derivatives Market													
Price max	Price min	Closing price	change	Delivery Month	Open price	Price max	Price min	Last price	Closing price	Last Bid	Last Ask	Fixing price*	Life high	Life low	Trades	Volume	Open Interest
OPTIMA BANK (CR)				(Contract Size: 100 Securities, Physical Delivery)													
10.8	10.48	10.51	-1.32%	June 2026	10.60	10.82	10.57	10.82	10.82	---	---	---	10.82	---	17	77	427
				September 2026	---	---	---	---	10.72	---	---	---	---	---	---	---	---
				December 2026	---	---	---	---	10.77	---	---	---	---	---	---	---	---
				March 2027	---	---	---	---	10.83	---	---	---	---	---	---	---	---
OTE (CR)				(Contract Size: 100 Securities, Physical Delivery)													
18.4	18.17	18.31	-0.97%	June 2026	---	---	---	---	18.46	---	---	---	18.85	---	---	---	837
				September 2026	---	---	---	---	18.61	---	---	---	---	---	---	---	---
				December 2026	---	---	---	---	18.70	---	---	---	---	---	---	---	---
				March 2027	---	---	---	---	18.79	---	---	---	---	---	---	---	---
P.P.A. S.A. (CR)				(Contract Size: 100 Securities, Physical Delivery)													
39.3	37.8	38.7	0.91%	June 2026	38.70	38.70	38.70	38.70	38.70	---	---	---	39.11	---	1	1	42
				September 2026	---	---	---	---	38.59	---	---	---	---	---	---	---	---
				December 2026	---	---	---	---	38.79	---	---	---	---	---	---	---	---
				March 2027	---	---	---	---	38.98	---	---	---	---	---	---	---	---
PIRAEUS BANK (CR)				(Contract Size: 100 Securities, Physical Delivery)													
8.992	8.856	8.954	-1.06%	June 2026	8.95	9.01	8.86	9.01	9.01	---	---	---	9.09	---	216	3,123	49,766
				September 2026	8.88	8.98	8.88	8.98	8.98	---	---	---	9.11	---	3	11	27
				December 2026	---	---	---	---	9.15	---	---	---	---	---	---	---	---
				March 2027	---	---	---	---	9.20	---	---	---	---	---	---	---	---
PPC (CR)				(Contract Size: 100 Securities, Physical Delivery)													
22	21.08	21.98	4.67%	June 2026	21.47	22.06	21.15	22.01	22.01	---	---	---	22.06	---	310	1,955	17,601
				September 2026	21.25	21.60	21.25	21.60	21.60	---	---	---	21.60	---	7	11	95
				December 2026	---	---	---	---	21.24	---	---	---	---	---	---	---	---
				March 2027	---	---	---	---	21.35	---	---	---	---	---	---	---	---
QUEST HOLDINGS (CR)				(Contract Size: 100 Securities, Physical Delivery)													
7.6	7.46	7.6	0.66%	June 2026	7.19	7.19	7.19	7.19	7.19	---	---	---	7.20	---	2	5	217
				September 2026	---	---	---	---	7.60	---	---	---	---	---	---	---	---
				December 2026	---	---	---	---	7.64	---	---	---	---	---	---	---	---
				March 2027	---	---	---	---	7.67	---	---	---	---	---	---	---	---
TITAN (CB)				(Contract Size: 100 Securities, Physical Delivery)													
49.56	48.92	49.5	0.08%	June 2026	49.20	49.50	49.20	49.50	49.50	---	---	---	52.30	---	4	5	989
				September 2026	---	---	---	---	49.77	---	---	---	---	---	---	---	---
				December 2026	---	---	---	---	50.02	---	---	---	---	---	---	---	---
				March 2027	---	---	---	---	50.27	---	---	---	---	---	---	---	---

Derivatives notes - <https://athens.euronext.com/en/market-data/statistics/eod-closing-prices>

Fixing prices and final open positions can be retrieved from the following path <https://athens.euronext.com/en/market-data/statistics/eod-closing-prices>

Underlying Asset				Derivatives Market													
Price max	Price min	Closing price	change	Delivery Month	Open price	Price max	Price min	Last price	Closing price	Last Bid	Last Ask	Fixing price*	Life high	Life low	Trades	Volume	Open Interest
VIOHALCO SA/NV (CB)				(Contract Size: 100 Securities, Physical Delivery)													
21.2	19.84	20.7	2.47%	June 2026	20.23	21.20	19.94	20.60	20.60	---	---	---	21.20	---	105	393	2,566
				September 2026	---	---	---	---	20.04	---	---	---	20.35	---	---	---	20
				December 2026	---	---	---	---	20.43	---	---	---	---	---	---	---	---
				March 2027	---	---	---	---	20.53	---	---	---	---	---	---	---	---

Derivatives notes - <https://athens.euronext.com/en/market-data/statistics/eod-closing-prices>

Fixing prices and final open positions can be retrieved from the following path <https://athens.euronext.com/en/market-data/statistics/eod-closing-prices>

FTSE/Athex Large Cap

(Trade Unit: 1 Index Point x 2€ - Exercise Style: European, Cash Settlement)

Call Options																Put Options																
Exercise Price	June 2026						July 2026						Other Months		June 2026						July 2026						Other Months		Exercise Price			
	Open price	Price max	Price min	Last price	Closing price	Volume	Open Interest	Open price	Price max	Price min	Last price	Closing price	Volume	Open Interest	Volume	Open Interest	Open price	Price max	Price min	Last price	Closing price	Volume	Open Interest	Open price	Price max	Price min	Last price	Closing price		Volume	Open Interest	Volume
4,000	0.00	0.00	0.00	-	2,003.00	-	-	-	-	-	-	-	-	-	-	0.00	0.00	0.00	-	0.02	-	-	-	-	-	-	-	-	-	-	-	4,000
4,100	0.00	0.00	0.00	-	1,904.00	-	-	-	-	-	-	-	-	-	-	0.00	0.00	0.00	-	0.06	-	-	-	-	-	-	-	-	-	-	-	4,100
4,200	0.00	0.00	0.00	-	1,804.00	-	-	-	-	-	-	-	-	-	-	0.00	0.00	0.00	-	0.01	-	-	-	-	-	-	-	-	-	-	-	4,200
4,300	0.00	0.00	0.00	-	1,704.00	-	-	-	-	-	-	-	-	-	-	0.00	0.00	0.00	-	0.01	-	-	-	-	-	-	-	-	-	-	-	4,300
4,400	0.00	0.00	0.00	-	1,604.00	-	-	-	-	-	-	-	-	-	-	0.00	0.00	0.00	-	0.01	-	-	-	-	-	-	-	-	-	-	-	4,400
4,450	0.00	0.00	0.00	-	1,554.00	-	-	-	-	-	-	-	-	-	-	0.00	0.00	0.00	-	0.02	-	-	-	-	-	-	-	-	-	-	-	4,450
4,500	0.00	0.00	0.00	-	1,504.00	-	-	-	-	-	-	-	-	-	-	0.00	0.00	0.00	-	0.03	-	-	-	-	-	-	-	-	-	-	-	4,500
4,550	0.00	0.00	0.00	-	1,454.00	-	-	-	-	-	-	-	-	-	-	0.00	0.00	0.00	-	0.05	-	-	-	-	-	-	-	-	-	-	-	4,550
4,600	0.00	0.00	0.00	-	1,404.00	-	-	-	-	-	-	-	-	-	-	0.00	0.00	0.00	-	0.01	-	-	-	-	-	-	-	-	-	-	-	4,600
4,650	0.00	0.00	0.00	-	1,354.00	-	-	-	-	-	-	-	-	-	-	0.00	0.00	0.00	-	0.01	-	-	-	-	-	-	-	-	-	-	-	4,650
4,700	0.00	0.00	0.00	-	1,304.00	-	-	-	-	-	-	-	-	-	-	0.00	0.00	0.00	-	0.01	-	-	-	-	-	-	-	-	-	-	-	4,700
4,750	0.00	0.00	0.00	-	1,254.00	-	-	-	-	-	-	-	-	-	-	0.00	0.00	0.00	-	0.01	-	-	-	-	-	-	-	-	-	-	-	4,750
4,800	0.00	0.00	0.00	-	1,204.00	-	-	-	-	-	-	-	-	-	-	0.00	0.00	0.00	-	0.01	-	-	-	-	-	-	-	-	-	-	-	4,800
4,850	0.00	0.00	0.00	-	1,155.00	-	-	-	-	-	-	-	-	-	-	0.00	0.00	0.00	-	0.02	-	-	-	-	-	-	-	-	-	-	-	4,850
4,900	0.00	0.00	0.00	-	1,105.00	-	-	-	-	-	-	-	-	-	-	0.00	0.00	0.00	-	0.04	-	-	-	-	-	-	-	-	-	-	-	4,900
4,950	0.00	0.00	0.00	-	1,055.00	-	-	-	-	-	-	-	-	-	-	0.00	0.00	0.00	-	0.08	-	-	-	-	-	-	-	-	-	-	-	4,950
5,000	0.00	0.00	0.00	-	1,005.00	-	-	-	-	-	-	-	-	-	-	0.00	0.00	0.00	-	0.14	-	-	-	-	-	-	-	-	-	-	-	5,000
5,050	0.00	0.00	0.00	-	955.00	-	-	0.00	0.00	0.00	-	917.00	-	-	0.00	0.00	0.00	-	0.24	-	-	0.00	0.00	0.00	-	5.30	-	-	-	-	5,050	
5,100	0.00	0.00	0.00	-	905.00	-	-	0.00	0.00	0.00	-	869.00	-	-	0.00	0.00	0.00	-	0.41	-	-	0.00	0.00	0.00	-	7.10	-	-	-	-	5,100	
5,150	0.00	0.00	0.00	-	856.00	-	-	0.00	0.00	0.00	-	822.00	-	-	0.00	0.00	0.00	-	0.69	-	-	0.00	0.00	0.00	-	9.40	-	-	-	-	5,150	
5,200	0.00	0.00	0.00	-	806.00	-	-	0.00	0.00	0.00	-	775.00	-	-	0.00	0.00	0.00	-	1.10	-	5	0.00	0.00	0.00	-	12.25	-	-	-	-	5,200	
5,250	0.00	0.00	0.00	-	757.00	-	-	0.00	0.00	0.00	-	729.00	-	-	0.00	0.00	0.00	-	1.80	-	-	0.00	0.00	0.00	-	15.75	-	-	-	-	5,250	
5,300	0.00	0.00	0.00	-	708.00	-	-	0.00	0.00	0.00	-	683.00	-	-	0.00	0.00	0.00	-	2.70	-	-	0.00	0.00	0.00	-	20.25	-	-	-	-	5,300	
5,350	0.00	0.00	0.00	-	659.00	-	-	0.00	0.00	0.00	-	638.00	-	-	0.00	0.00	0.00	-	4.10	-	-	0.00	0.00	0.00	-	25.50	-	-	-	-	5,350	
5,400	0.00	0.00	0.00	-	611.00	-	-	0.00	0.00	0.00	-	595.00	-	-	0.00	0.00	0.00	-	6.00	-	10	0.00	0.00	0.00	-	31.75	-	-	-	-	5,400	
5,450	0.00	0.00	0.00	-	564.00	-	-	0.00	0.00	0.00	-	553.00	-	-	0.00	0.00	0.00	-	8.60	-	-	0.00	0.00	0.00	-	39.25	-	-	-	-	5,450	
5,500	0.00	0.00	0.00	-	517.00	-	30	0.00	0.00	0.00	-	511.00	-	-	0.00	0.00	0.00	-	12.00	-	7	0.00	0.00	0.00	-	48.00	-	-	-	-	5,500	
5,550	0.00	0.00	0.00	-	472.00	-	193	0.00	0.00	0.00	-	472.00	-	-	0.00	0.00	0.00	-	16.75	-	8	0.00	0.00	0.00	-	58.00	-	-	-	-	5,550	
5,600	0.00	0.00	0.00	-	428.00	-	32	0.00	0.00	0.00	-	433.00	-	31	0.00	0.00	0.00	-	22.75	-	90	0.00	0.00	0.00	-	70.00	-	62	-	-	5,600	
5,650	0.00	0.00	0.00	-	386.00	-	60	0.00	0.00	0.00	-	397.00	-	30	0.00	0.00	0.00	-	30.25	-	89	0.00	0.00	0.00	-	83.00	-	30	-	-	5,650	
5,700	0.00	0.00	0.00	-	345.00	-	124	0.00	0.00	0.00	-	362.00	-	91	0.00	0.00	0.00	-	39.50	-	127	0.00	0.00	0.00	-	98.00	-	90	-	-	5,700	
5,750	0.00	0.00	0.00	-	307.00	-	100	0.00	0.00	0.00	-	329.00	-	30	0.00	0.00	0.00	-	51.00	-	120	0.00	0.00	0.00	-	115.00	-	60	-	-	5,750	
5,800	0.00	0.00	0.00	-	270.00	-	33	0.00	0.00	0.00	-	298.00	-	150	80.00	0.00	80.00	80.00	80.00	10	93	0.00	0.00	0.00	-	133.00	-	90	-	-	5,800	
5,850	0.00	0.00	0.00	-	236.00	-	32	0.00	0.00	0.00	-	268.00	-	60	0.00	0.00	0.00	-	80.50	-	100	0.00	0.00	0.00	-	154.00	-	30	-	-	5,850	
5,900	186.00	186.00	186.00	186.00	186.00	30	40	0.00	0.00	0.00	-	241.00	-	60	114.00	186.00	114.00	126.00	126.00	4	60	202.00	202.00	202.00	202.00	202.00	30	60	-	-	5,900	
5,950	145.00	145.00	145.00	145.00	145.00	1	48	0.00	0.00	0.00	-	215.00	-	-	130.00	145.00	130.00	139.00	139.00	3	2	0.00	0.00	0.00	-	200.00	-	90	-	-	5,950	

FTSE/Athex Large Cap

(Trade Unit: 1 Index Point x 2€ - Exercise Style: European, Cash Settlement)

Call Options															Put Options																		
Exercise Price	June 2026							July 2026							Other Months		June 2026						July 2026						Other Months		Exercise Price		
	Open price	Price max	Price min	Last price	Closing price	Volume	Open Interest	Open price	Price max	Price min	Last price	Closing price	Volume	Open Interest	Volume	Open Interest	Open price	Price max	Price min	Last price	Closing price	Volume	Open Interest	Open price	Price max	Price min	Last price	Closing price	Volume	Open Interest		Volume	Open Interest
6,000	134.00	134.00	120.00	120.00	120.00	4	11	0.00	0.00	0.00	-	191.00	-	-			0.00	134.00	0.00	-	144.00	-	30	0.00	0.00	0.00	-	227.00	-	20			6,000
6,050	99.50	99.50	99.50	99.50	99.50	1	11	0.00	0.00	0.00	-	170.00	-	-			207.00	99.50	207.00	207.00	207.00	30	-	276.00	289.00	276.00	289.00	289.00	90	30			6,050
6,100	77.50	77.50	77.50	77.50	77.50	1	10	0.00	0.00	0.00	-	150.00	-	-			0.00	77.50	0.00	-	200.00	-	30	0.00	0.00	0.00	-	285.00	-	-			6,100
6,150	0.00	0.00	0.00	-	88.00	-	-	0.00	0.00	0.00	-	132.00	-	-			0.00	0.00	0.00	-	232.00	-	-	0.00	0.00	0.00	-	316.00	-	-			6,150
6,200	0.00	0.00	0.00	-	72.50	-	-	0.00	0.00	0.00	-	115.00	-	-			0.00	0.00	0.00	-	266.00	-	-	0.00	0.00	0.00	-	350.00	-	-			6,200
6,250	0.00	0.00	0.00	-	59.00	-	-	0.00	0.00	0.00	-	100.00	-	-			0.00	0.00	0.00	-	302.00	-	-	0.00	0.00	0.00	-	385.00	-	-			6,250
6,300	0.00	0.00	0.00	-	47.25	-	-	0.00	0.00	0.00	-	87.00	-	-			0.00	0.00	0.00	-	341.00	-	-	0.00	0.00	0.00	-	421.00	-	-			6,300
6,350	0.00	0.00	0.00	-	37.75	-	-	0.00	0.00	0.00	-	75.00	-	-			0.00	0.00	0.00	-	381.00	-	-	0.00	0.00	0.00	-	459.00	-	-			6,350
6,400	0.00	0.00	0.00	-	29.75	-	-	0.00	0.00	0.00	-	64.50	-	-			0.00	0.00	0.00	-	423.00	-	-	0.00	0.00	0.00	-	499.00	-	-			6,400
6,450	0.00	0.00	0.00	-	23.25	-	-	0.00	0.00	0.00	-	55.00	-	-			0.00	0.00	0.00	-	467.00	-	-	0.00	0.00	0.00	-	539.00	-	-			6,450
6,500	0.00	0.00	0.00	-	18.00	-	-	0.00	0.00	0.00	-	47.00	-	-			0.00	0.00	0.00	-	511.00	-	-	0.00	0.00	0.00	-	581.00	-	-			6,500
6,550	0.00	0.00	0.00	-	13.75	-	-	-	-	-	-	-	-	-			0.00	0.00	0.00	-	557.00	-	-	-	-	-	-	-	-	-			6,550
6,600	0.00	0.00	0.00	-	10.50	-	-	-	-	-	-	-	-	-			0.00	0.00	0.00	-	604.00	-	-	-	-	-	-	-	-	-			6,600
6,650	0.00	0.00	0.00	-	7.90	-	-	-	-	-	-	-	-	-			0.00	0.00	0.00	-	651.00	-	-	-	-	-	-	-	-	-			6,650
Totals:						37	724					0	452	0	0							47	771							120	562	0	0
Number of Trades:						8						0	0	0								7							4		0		

Allwyn AG (CR)

(Contract Size: 100 Securities, Exercise Style: American, Physical Delivery)

Call Options														Put Options																		
June 2026							July 2026							Other Months		June 2026							July 2026							Other Months		Exercise Price
Open price	Price max	Price min	Last price	Closing price	Volume	Open Interest	Open price	Price max	Price min	Last price	Closing price	Volume	Open Interest	Volume	Open Interest	Open price	Price max	Price min	Last price	Closing price	Volume	Open Interest	Open price	Price max	Price min	Last price	Closing price	Volume	Open Interest	Volume	Open Interest	
8.500	0.000	0.000	0.000	4.16	-	-	0.000	0.000	0.000	4.17	-	-	0.000	0.000	0.000	0.000	0.000	0.000	0.001	-	-	0.000	0.000	0.000	0.002	-	-	0.000	0.000	0.085		
8.750	0.000	0.000	0.000	3.91	-	-	0.000	0.000	0.000	3.93	-	-	0.000	0.000	0.000	0.000	0.000	0.000	0.001	-	-	0.000	0.000	0.000	0.001	-	-	0.000	0.000	0.088		
9.000	0.000	0.000	0.000	3.66	-	-	0.000	0.000	0.000	3.68	-	-	0.000	0.000	0.000	0.000	0.000	0.000	0.001	-	-	0.000	0.000	0.000	0.002	-	-	0.000	0.000	0.090		
9.250	0.000	0.000	0.000	3.41	-	-	0.000	0.000	0.000	3.43	-	-	0.000	0.000	0.000	0.000	0.000	0.000	0.001	-	-	0.000	0.000	0.000	0.004	-	-	0.000	0.000	0.093		
9.500	0.000	0.000	0.000	3.16	-	-	0.000	0.000	0.000	3.18	-	-	0.000	0.000	0.000	0.000	0.000	0.000	0.001	-	-	0.000	0.000	0.000	0.008	-	-	0.000	0.000	0.095		
9.750	0.000	0.000	0.000	2.91	-	-	0.000	0.000	0.000	2.94	-	-	0.000	0.000	0.000	0.000	0.000	0.000	0.001	-	-	0.000	0.000	0.000	0.013	-	-	0.000	0.000	0.098		
10.000	0.000	0.000	0.000	2.66	-	-	0.000	0.000	0.000	2.70	-	-	0.000	0.000	0.000	0.000	0.000	0.000	0.001	-	-	0.000	0.000	0.000	0.022	-	-	0.000	0.000	0.100		
10.500	0.000	0.000	0.000	2.17	-	-	0.000	0.000	0.000	2.23	-	-	0.000	0.000	0.000	0.000	0.000	0.000	0.008	-	-	0.000	0.000	0.000	0.053	-	-	0.000	0.000	0.105		
11.000	0.000	0.000	0.000	1.69	-	-	0.000	0.000	0.000	1.80	-	-	0.000	0.000	0.000	0.000	0.000	0.000	0.029	-	-	0.000	0.000	0.000	0.116	-	-	0.000	0.000	0.110		
11.500	0.000	0.000	0.000	1.25	-	-	0.000	0.000	0.000	1.40	-	-	0.000	0.000	0.000	0.000	0.000	0.000	0.084	-	35	0.000	0.000	0.000	0.219	-	-	0.000	0.000	0.115		
12.000	0.000	0.000	0.000	0.858	-	-	0.000	0.000	0.000	1.06	-	10	0.000	0.000	0.000	0.000	0.000	0.000	0.193	-	15	0.000	0.000	0.000	0.372	-	-	0.000	0.000	0.120		
12.500	0.000	0.000	0.000	0.550	-	-	0.000	0.000	0.000	0.767	-	-	0.000	0.000	0.000	0.000	0.000	0.000	0.385	-	-	0.000	0.000	0.000	0.584	-	-	0.000	0.000	0.125		
13.000	0.000	0.000	0.000	0.320	-	15	0.000	0.000	0.000	0.538	-	-	0.000	0.000	0.000	0.000	0.000	0.000	0.655	-	-	0.000	0.000	0.000	0.855	-	-	0.000	0.000	0.130		
13.500	0.000	0.000	0.000	0.174	-	-	0.000	0.000	0.000	0.364	-	-	0.000	0.000	0.000	0.000	0.000	0.000	1.01	-	-	0.000	0.000	0.000	1.18	-	-	0.000	0.000	0.135		
14.000	0.000	0.000	0.000	0.084	-	-	0.000	0.000	0.000	0.239	-	-	0.000	0.000	0.000	0.000	0.000	0.000	1.42	-	-	0.000	0.000	0.000	1.56	-	-	0.000	0.000	0.140		
14.500	0.000	0.000	0.000	0.038	-	-	0.000	0.000	0.000	0.151	-	-	0.000	0.000	0.000	0.000	0.000	0.000	1.88	-	-	0.000	0.000	0.000	1.97	-	-	0.000	0.000	0.145		
15.000	0.000	0.000	0.000	0.016	-	-	0.000	0.000	0.000	0.092	-	-	0.000	0.000	0.000	0.000	0.000	0.000	2.36	-	-	0.000	0.000	0.000	2.41	-	-	0.000	0.000	0.150		
15.500	0.000	0.000	0.000	0.006	-	-	0.000	0.000	0.000	0.054	-	-	0.000	0.000	0.000	0.000	0.000	0.000	2.85	-	-	0.000	0.000	0.000	2.88	-	-	0.000	0.000	0.155		
16.000	0.000	0.000	0.000	0.002	-	-	0.000	0.000	0.000	0.031	-	-	0.000	0.000	0.000	0.000	0.000	0.000	3.35	-	-	0.000	0.000	0.000	3.36	-	-	0.000	0.000	0.160		
16.500	0.000	0.000	0.000	0.001	-	-	0.000	0.000	0.000	0.017	-	-	0.000	0.000	0.000	0.000	0.000	0.000	3.85	-	-	0.000	0.000	0.000	3.85	-	-	0.000	0.000	0.165		
17.000	0.000	0.000	0.000	0.001	-	-	0.000	0.000	0.000	0.009	-	-	0.000	0.000	0.000	0.000	0.000	0.000	4.35	-	-	0.000	0.000	0.000	4.35	-	-	0.000	0.000	0.170		
17.500	0.000	0.000	0.000	0.003	-	-	0.000	0.000	0.000	0.005	-	-	0.000	0.000	0.000	0.000	0.000	0.000	4.85	-	-	0.000	0.000	0.000	4.85	-	-	0.000	0.000	0.175		
18.000	0.000	0.000	0.000	0.001	-	-	0.000	0.000	0.000	0.003	-	-	0.000	0.000	0.000	0.000	0.000	0.000	5.35	-	-	0.000	0.000	0.000	5.35	-	-	0.000	0.000	0.180		
18.500	0.000	0.000	0.000	0.001	-	-	0.000	0.000	0.000	0.001	-	-	0.000	0.000	0.000	0.000	0.000	0.000	5.85	-	-	0.000	0.000	0.000	5.85	-	-	0.000	0.000	0.185		
19.000	0.000	0.000	0.000	0.001	-	-	0.000	0.000	0.000	0.001	-	-	0.000	0.000	0.000	0.000	0.000	0.000	6.35	-	50	0.000	0.000	0.000	6.35	-	-	0.000	0.000	0.190		
19.500	0.000	0.000	0.000	0.001	-	-										0.000	0.000	0.000	6.85	-	50									0.195		
20.000	0.000	0.000	0.000	0.001	-	-										0.000	0.000	0.000	7.35	-	-									0.200		
21.000	0.000	0.000	0.000	0.001	-	-										0.000	0.000	0.000	8.35	-	-									0.210		
22.000	0.000	0.000	0.000	0.001	-	-										0.000	0.000	0.000	9.35	-	-									0.220		
23.000	0.000	0.000	0.000	0.001	-	-										0.000	0.000	0.000	10.35	-	-									0.230		
24.000	0.000	0.000	0.000	0.001	-	-										0.000	0.000	0.000	11.35	-	-									0.240		
25.000	0.000	0.000	0.000	0.002	-	-										0.000	0.000	0.000	12.35	-	-									0.250		
26.000	0.000	0.000	0.000	0.001	-	-										0.000	0.000	0.000	13.35	-	-									0.260		
27.000	0.000	0.000	0.000	0.001	-	-										0.000	0.000	0.000	14.35	-	-									0.270		
28.000	0.000	0.000	0.000	0.001	-	-										0.000	0.000	0.000	15.35	-	-									0.280		
29.000	0.000	0.000	0.000	0.001	-	-										0.000	0.000	0.000	16.35	-	-									0.290		

Allwyn AG (CR)

(Contract Size: 100 Securities, Exercise Style: American, Physical Delivery)

Exercise Price	Call Options														Put Options										Exercise Price								
	June 2026						July 2026						Other Months		June 2026					July 2026						Other Months							
	Open price	Price max	Price min	Last price	Closing price	Volume	Open Interest	Open price	Price max	Price min	Last price	Closing price	Volume	Open Interest	Volume	Open Interest	Open price	Price max	Price min	Last price	Closing price	Volume	Open Interest	Open price		Price max	Price min	Last price	Closing price	Volume	Open Interest	Volume	Open Interest
30.000	0.000	0.000	0.000		0.001	-	-						-	-			0.000	0.000	0.000		17.35	-	-						-	-			0.300
Totals:						0	15							0	10	0	0						0	150						0	0	0	0
Number of Trades:						0							0			0						0			0								

ALPHA BANK (CR)

(Contract Size: 100 Securities, Exercise Style: American, Physical Delivery)

Call Options																Put Options																			
June 2026								July 2026								Other Months				June 2026								July 2026				Other Months			
Exercise Price	Open price	Price max	Price min	Last price	Closing price	Volume	Open Interest	Open price	Price max	Price min	Last price	Closing price	Volume	Open Interest	Volume	Open Interest	Open price	Price max	Price min	Last price	Closing price	Volume	Open Interest	Open price	Price max	Price min	Last price	Closing price	Volume	Open Interest	Volume	Open Interest	Exercise Price		
2.000	0.000	0.000	0.000		1.89	-	-										0.000	0.000	0.000		0.001	-	-										0.020		
2.100	0.000	0.000	0.000		1.79	-	-										0.000	0.000	0.000		0.001	-	-										0.021		
2.200	0.000	0.000	0.000		1.69	-	-										0.000	0.000	0.000		0.001	-	-										0.022		
2.300	0.000	0.000	0.000		1.59	-	-										0.000	0.000	0.000		0.001	-	-										0.023		
2.400	0.000	0.000	0.000		1.49	-	-	0.000	0.000	0.000		1.50	-	-			0.000	0.000	0.000		0.001	-	-	0.000	0.000	0.000	0.001	-	-				0.024		
2.500	0.000	0.000	0.000		1.39	-	-	0.000	0.000	0.000		1.40	-	-			0.000	0.000	0.000		0.001	-	-	0.000	0.000	0.000	0.001	-	-				0.025		
2.600	0.000	0.000	0.000		1.29	-	-	0.000	0.000	0.000		1.30	-	-			0.000	0.000	0.000		0.001	-	-	0.000	0.000	0.000	0.003	-	-				0.026		
2.700	0.000	0.000	0.000		1.19	-	-	0.000	0.000	0.000		1.20	-	-			0.000	0.000	0.000		0.001	-	-	0.000	0.000	0.000	0.005	-	-				0.027		
2.800	0.000	0.000	0.000		1.09	-	-	0.000	0.000	0.000		1.11	-	-			0.000	0.000	0.000		0.001	-	-	0.000	0.000	0.000	0.009	-	-				0.028		
2.900	0.000	0.000	0.000		0.995	-	-	0.000	0.000	0.000		1.01	-	-			0.000	0.000	0.000		0.002	-	-	0.000	0.000	0.000	0.014	-	-				0.029		
3.000	0.000	0.000	0.000		0.897	-	-	0.000	0.000	0.000		0.920	-	-			0.000	0.000	0.000		0.003	-	-	0.000	0.000	0.000	0.021	-	-				0.030		
3.100	0.000	0.000	0.000		0.801	-	-	0.000	0.000	0.000		0.831	-	-			0.000	0.000	0.000		0.007	-	-	0.000	0.000	0.000	0.033	-	-				0.031		
3.200	0.000	0.000	0.000		0.707	-	-	0.000	0.000	0.000		0.746	-	-			0.000	0.000	0.000		0.013	-	-	0.000	0.000	0.000	0.047	-	-				0.032		
3.300	0.000	0.000	0.000		0.616	-	-	0.000	0.000	0.000		0.664	-	-			0.000	0.000	0.000		0.022	-	-	0.000	0.000	0.000	0.065	-	-				0.033		
3.400	0.000	0.000	0.000		0.530	-	-	0.000	0.000	0.000		0.589	-	-			0.000	0.000	0.000		0.036	-	-	0.000	0.000	0.000	0.089	-	-				0.034		
3.500	0.000	0.000	0.000		0.449	-	-	0.000	0.000	0.000		0.515	-	-			0.000	0.000	0.000		0.054	-	-	0.000	0.000	0.000	0.116	-	-				0.035		
3.600	0.000	0.000	0.000		0.375	-	-	0.000	0.000	0.000		0.452	-	-			0.000	0.000	0.000		0.080	-	45	0.000	0.000	0.000	0.152	-	-				0.036		
3.700	0.000	0.000	0.000		0.309	-	-	0.000	0.000	0.000		0.389	-	-			0.175	0.175	0.175	0.175	0.175	15	-	0.000	0.000	0.000	0.189	-	-				0.037		
3.800	0.000	0.000	0.000		0.250	-	-	0.000	0.000	0.000		0.337	-	-			0.000	0.000	0.000		0.155	-	-	0.000	0.000	0.000	0.236	-	-				0.038		
3.900	0.000	0.000	0.000		0.198	-	2,000	0.000	0.000	0.000		0.285	-	-			0.000	0.000	0.000		0.203	-	-	0.000	0.000	0.000	0.285	-	-				0.039		
4.000	0.000	0.000	0.000		0.155	-	10	0.000	0.000	0.000		0.244	-	-			0.000	0.000	0.000		0.261	-	-	0.000	0.000	0.000	0.344	-	-				0.040		
4.250	0.000	0.000	0.000		0.079	-	-	0.000	0.000	0.000		0.157	-	-			0.000	0.000	0.000		0.434	-	-	0.000	0.000	0.000	0.506	-	-				0.043		
4.400	0.000	0.000	0.000		0.050	-	-										0.000	0.000	0.000		0.555	-	-										0.044		
4.500	0.000	0.000	0.000		0.035	-	-	0.000	0.000	0.000		0.097	-	-			0.000	0.000	0.000		0.641	-	-	0.000	0.000	0.000	0.696	-	-				0.045		
4.750	0.000	0.000	0.000		0.015	-	-	0.000	0.000	0.000		0.058	-	-			0.000	0.000	0.000		0.871	-	-	0.000	0.000	0.000	0.908	-	-				0.048		
4.800	0.000	0.000	0.000		0.012	-	-										0.000	0.000	0.000		0.919	-	-										0.048		
5.000	0.000	0.000	0.000		0.006	-	-	0.000	0.000	0.000		0.033	-	-			0.000	0.000	0.000		1.11	-	-	0.000	0.000	0.000	1.13	-	-				0.050		
5.250	0.000	0.000	0.000		0.002	-	-	0.000	0.000	0.000		0.019	-	-			0.000	0.000	0.000		1.36	-	-	0.000	0.000	0.000	1.37	-	-				0.053		
5.500	0.000	0.000	0.000		0.001	-	-	0.000	0.000	0.000		0.010	-	-			0.000	0.000	0.000		1.61	-	-	0.000	0.000	0.000	1.61	-	-				0.055		
5.750	0.000	0.000	0.000		0.001	-	-	0.000	0.000	0.000		0.005	-	-			0.000	0.000	0.000		1.86	-	-	0.000	0.000	0.000	1.86	-	-				0.058		
6.000	0.000	0.000	0.000		0.001	-	-	0.000	0.000	0.000		0.003	-	-			0.000	0.000	0.000		2.11	-	-	0.000	0.000	0.000	2.11	-	-				0.060		
6.250	0.000	0.000	0.000		0.001	-	-	0.000	0.000	0.000		0.001	-	-			0.000	0.000	0.000		2.36	-	-	0.000	0.000	0.000	2.36	-	-				0.063		
6.500	0.000	0.000	0.000		0.001	-	-										0.000	0.000	0.000		2.61	-	-										0.065		
6.750	0.000	0.000	0.000		0.001	-	-										0.000	0.000	0.000		2.86	-	-										0.068		
7.000	0.000	0.000	0.000		0.001	-	-										0.000	0.000	0.000		3.11	-	-										0.070		

ALPHA BANK (CR)

(Contract Size: 100 Securities, Exercise Style: American, Physical Delivery)

	Call Options														Put Options																					
	June 2026						July 2026						Other Months		June 2026						July 2026						Other Months									
Exercise Price	Open price	Price max	Price min	Last price	Closing price	Volume	Open Interest	Open price	Price max	Price min	Last price	Closing price	Volume	Open Interest	Volume	Open Interest	Open price	Price max	Price min	Last price	Closing price	Volume	Open Interest	Open price	Price max	Price min	Last price	Closing price	Volume	Open Interest	Volume	Open Interest	Exercise Price			
Totals:						0	2,010							0	0	0	0							0	45							0	0	0	0	
Number of Trades:							0							0		0								1.00								0		0		

NATIONAL BANK (CR)

(Contract Size: 100 Securities, Exercise Style: American, Physical Delivery)

Call Options																	Put Options																	
June 2026							July 2026							Other Months		June 2026					July 2026					Other Months		Exercise Price						
Exercise Price	Open price	Price max	Price min	Last price	Closing price	Volume	Open Interest	Open price	Price max	Price min	Last price	Closing price	Volume	Open Interest	Volume	Open Interest	Open price	Price max	Price min	Last price	Closing price	Volume	Open Interest	Open price	Price max	Price min	Last price		Closing price	Volume	Open Interest	Volume	Open Interest	
8.250	0.000	0.000	0.000		6.88	-	-										0.000	0.000	0.000		0.001	-	-										0.083	
8.400	0.000	0.000	0.000		6.73	-	-										0.000	0.000	0.000		0.001	-	-										0.084	
8.500	0.000	0.000	0.000		6.63	-	-										0.000	0.000	0.000		0.001	-	-										0.085	
8.750	0.000	0.000	0.000		6.38	-	-										0.000	0.000	0.000		0.001	-	-										0.088	
8.800	0.000	0.000	0.000		6.33	-	-										0.000	0.000	0.000		0.001	-	-										0.088	
9.000	0.000	0.000	0.000		6.13	-	-										0.000	0.000	0.000		0.001	-	-										0.090	
9.200	0.000	0.000	0.000		5.93	-	-										0.000	0.000	0.000		0.001	-	-										0.092	
9.250	0.000	0.000	0.000		5.88	-	-	0.000	0.000	0.000		5.90	-	-			0.000	0.000	0.000		0.001	-	-	0.000	0.000	0.000		0.002	-	-			0.093	
9.500	0.000	0.000	0.000		5.63	-	-	0.000	0.000	0.000		5.65	-	-			0.000	0.000	0.000		0.001	-	-	0.000	0.000	0.000		0.001	-	-			0.095	
9.600	0.000	0.000	0.000		5.53	-	-										0.000	0.000	0.000		0.001	-	-										0.096	
9.750	0.000	0.000	0.000		5.38	-	-	0.000	0.000	0.000		5.40	-	-			0.000	0.000	0.000		0.001	-	-	0.000	0.000	0.000		0.001	-	-			0.098	
10.000	0.000	0.000	0.000		5.13	-	-	0.000	0.000	0.000		5.15	-	-			0.000	0.000	0.000		0.002	-	-	0.000	0.000	0.000		0.002	-	-			0.100	
10.500	0.000	0.000	0.000		4.63	-	-	0.000	0.000	0.000		4.66	-	-			0.000	0.000	0.000		0.001	-	-	0.000	0.000	0.000		0.006	-	-			0.105	
11.000	0.000	0.000	0.000		4.14	-	-	0.000	0.000	0.000		4.17	-	-			0.000	0.000	0.000		0.002	-	-	0.000	0.000	0.000		0.015	-	-			0.110	
11.500	0.000	0.000	0.000		3.64	-	-	0.000	0.000	0.000		3.68	-	-			0.000	0.000	0.000		0.006	-	-	0.000	0.000	0.000		0.032	-	-			0.115	
12.000	0.000	0.000	0.000		3.15	-	-	0.000	0.000	0.000		3.22	-	-			0.000	0.000	0.000		0.017	-	-	0.000	0.000	0.000		0.063	-	-			0.120	
12.500	0.000	0.000	0.000		2.68	-	-	0.000	0.000	0.000		2.77	-	-			0.000	0.000	0.000		0.040	-	133	0.000	0.000	0.000		0.115	-	-			0.125	
13.000	0.000	0.000	0.000		2.22	-	-	0.000	0.000	0.000		2.35	-	-			0.000	0.000	0.000		0.085	-	1	0.000	0.000	0.000		0.194	-	-			0.130	
13.500	0.000	0.000	0.000		1.80	-	-	0.000	0.000	0.000		1.96	-	-			0.000	0.000	0.000		0.160	-	147	0.000	0.000	0.000		0.304	-	-			0.135	
14.000	0.000	0.000	0.000		1.41	-	-	0.000	0.000	0.000		1.61	-	-			0.000	0.000	0.000		0.276	-	-	0.000	0.000	0.000		0.451	-	-			0.140	
14.500	0.000	0.000	0.000		1.08	-	-	0.000	0.000	0.000		1.29	-	-			0.000	0.000	0.000		0.442	-	10	0.000	0.000	0.000		0.635	-	-			0.145	
15.000	0.000	0.000	0.000		0.800	-	15	0.000	0.000	0.000		1.03	-	-			0.000	0.000	0.000		0.662	-	-	0.000	0.000	0.000		0.869	-	-			0.150	
15.500	0.000	0.000	0.000		0.575	-	-	0.000	0.000	0.000		0.806	-	-			0.000	0.000	0.000		0.936	-	-	0.000	0.000	0.000		1.15	-	-			0.155	
16.000	0.000	0.000	0.000		0.400	-	-	0.000	0.000	0.000		0.617	-	-			0.000	0.000	0.000		1.26	-	-	0.000	0.000	0.000		1.46	-	-			0.160	
16.500	0.000	0.000	0.000		0.270	-	-	0.000	0.000	0.000		0.460	-	-			0.000	0.000	0.000		1.63	-	-	0.000	0.000	0.000		1.80	-	-			0.165	
17.000	0.000	0.000	0.000		0.176	-	-	0.000	0.000	0.000		0.347	-	-			0.000	0.000	0.000		2.04	-	-	0.000	0.000	0.000		2.19	-	-			0.170	
17.500	0.000	0.000	0.000		0.111	-	-	0.000	0.000	0.000		0.253	-	-			0.000	0.000	0.000		2.47	-	-	0.000	0.000	0.000		2.59	-	-			0.175	
18.000	0.000	0.000	0.000		0.067	-	-	0.000	0.000	0.000		0.180	-	-			0.000	0.000	0.000		2.93	-	-	0.000	0.000	0.000		3.02	-	-			0.180	
18.500	0.000	0.000	0.000		0.040	-	-	0.000	0.000	0.000		0.130	-	-			0.000	0.000	0.000		3.41	-	-	0.000	0.000	0.000		3.48	-	-			0.185	
19.000	0.000	0.000	0.000		0.024	-	-	0.000	0.000	0.000		0.089	-	-			0.000	0.000	0.000		3.89	-	-	0.000	0.000	0.000		3.94	-	-			0.190	
19.500	0.000	0.000	0.000		0.013	-	-	0.000	0.000	0.000		0.063	-	-			0.000	0.000	0.000		4.38	-	-	0.000	0.000	0.000		4.41	-	-			0.195	
20.000	0.000	0.000	0.000		0.007	-	-	0.000	0.000	0.000		0.043	-	-			0.000	0.000	0.000		4.88	-	-	0.000	0.000	0.000		4.90	-	-			0.200	
21.000	0.000	0.000	0.000		0.002	-	-										0.000	0.000	0.000		5.88	-	-										0.210	
22.000	0.000	0.000	0.000		0.001	-	-										0.000	0.000	0.000		6.88	-	-										0.220	
Totals:						0	15							0	0	0							0	291									0	0
Number of Trades:						0								0	0									0.00									0	0

OTE (CR)

(Contract Size: 100 Securities, Exercise Style: American, Physical Delivery)

Call Options																Put Options																
June 2026								July 2026								Other Months		June 2026						July 2026					Other Months		Exercise Price	
Open price	Price max	Price min	Last price	Closing price	Volume	Open Interest	Open price	Price max	Price min	Last price	Closing price	Volume	Open Interest	Volume	Open Interest	Open price	Price max	Price min	Last price	Closing price	Volume	Open Interest	Open price	Price max	Price min	Last price	Closing price	Volume	Open Interest	Volume		Open Interest
10.000	0.000	0.000	0.000	8.50	-	-										0.000	0.000	0.000	0.001	-	-											0.100
10.500	0.000	0.000	0.000	8.00	-	-										0.000	0.000	0.000	0.001	-	-											0.105
11.000	0.000	0.000	0.000	7.50	-	-										0.000	0.000	0.000	0.001	-	-											0.110
11.500	0.000	0.000	0.000	7.00	-	-										0.000	0.000	0.000	0.001	-	-											0.115
12.000	0.000	0.000	0.000	6.51	-	-										0.000	0.000	0.000	0.002	-	-											0.120
12.500	0.000	0.000	0.000	6.01	-	-										0.000	0.000	0.000	0.001	-	-											0.125
13.000	0.000	0.000	0.000	5.51	-	-	0.000	0.000	0.000		5.53	-	-			0.000	0.000	0.000	0.001	-	-	0.000	0.000	0.000	0.001	-	-					0.130
13.500	0.000	0.000	0.000	5.01	-	-	0.000	0.000	0.000		5.03	-	-			0.000	0.000	0.000	0.001	-	-	0.000	0.000	0.000	0.001	-	-					0.135
14.000	0.000	0.000	0.000	4.51	-	-	0.000	0.000	0.000		4.53	-	-			0.000	0.000	0.000	0.001	-	-	0.000	0.000	0.000	0.004	-	-					0.140
14.500	0.000	0.000	0.000	4.01	-	-	0.000	0.000	0.000		4.04	-	-			0.000	0.000	0.000	0.001	-	-	0.000	0.000	0.000	0.009	-	-					0.145
15.000	0.000	0.000	0.000	3.51	-	-	0.000	0.000	0.000		3.55	-	-			0.000	0.000	0.000	0.001	-	-	0.000	0.000	0.000	0.022	-	-					0.150
15.500	0.000	0.000	0.000	3.01	-	-	0.000	0.000	0.000		3.08	-	-			0.000	0.000	0.000	0.001	-	-	0.000	0.000	0.000	0.046	-	-					0.155
16.000	0.000	0.000	0.000	2.52	-	-	0.000	0.000	0.000		2.62	-	-			0.000	0.000	0.000	0.007	-	-	0.000	0.000	0.000	0.087	-	-					0.160
16.500	0.000	0.000	0.000	2.03	-	-	0.000	0.000	0.000		2.19	-	-			0.000	0.000	0.000	0.022	-	-	0.000	0.000	0.000	0.155	-	-					0.165
17.000	0.000	0.000	0.000	1.57	-	-	0.000	0.000	0.000		1.79	-	-			0.000	0.000	0.000	0.061	-	45	0.000	0.000	0.000	0.255	-	-					0.170
17.500	0.000	0.000	0.000	1.15	-	-	0.000	0.000	0.000		1.43	-	-			0.000	0.000	0.000	0.140	-	77	0.000	0.000	0.000	0.395	-	-					0.175
18.000	0.000	0.000	0.000	0.795	-	-	0.000	0.000	0.000		1.12	-	-			0.000	0.000	0.000	0.283	-	91	0.000	0.000	0.000	0.579	-	-					0.180
18.500	0.000	0.000	0.000	0.507	-	-	0.000	0.000	0.000		0.848	-	-			0.000	0.000	0.000	0.495	-	-	0.000	0.000	0.000	0.809	-	-					0.185
19.000	0.188	0.188	0.188	0.188	0.188	15	60	0.301	0.301	0.301	0.301	0.301	15	-		0.000	0.000	0.000	0.793	-	-	0.000	0.000	0.000	1.09	-	-					0.190
19.500	0.000	0.000	0.000	0.166	-	45	0.000	0.000	0.000		0.461	-	-			0.000	0.000	0.000	1.16	-	-	0.000	0.000	0.000	1.42	-	-					0.195
20.000	0.000	0.000	0.000	0.082	-	-	0.000	0.000	0.000		0.327	-	-			0.000	0.000	0.000	1.57	-	-	0.000	0.000	0.000	1.79	-	-					0.200
21.000	0.000	0.000	0.000	0.017	-	-	0.000	0.000	0.000		0.147	-	-			0.000	0.000	0.000	2.52	-	-	0.000	0.000	0.000	2.62	-	-					0.210
22.000	0.000	0.000	0.000	0.002	-	-	0.000	0.000	0.000		0.064	-	-			0.000	0.000	0.000	3.51	-	-	0.000	0.000	0.000	3.54	-	-					0.220
23.000	0.000	0.000	0.000	0.002	-	-	0.000	0.000	0.000		0.024	-	-			0.000	0.000	0.000	4.51	-	-	0.000	0.000	0.000	4.51	-	-					0.230
24.000	0.000	0.000	0.000	0.001	-	-	0.000	0.000	0.000		0.008	-	-			0.000	0.000	0.000	5.51	-	-	0.000	0.000	0.000	5.51	-	-					0.240
25.000	0.000	0.000	0.000	0.001	-	-	0.000	0.000	0.000		0.003	-	-			0.000	0.000	0.000	6.51	-	-	0.000	0.000	0.000	6.51	-	-					0.250
26.000	0.000	0.000	0.000	0.001	-	-	0.000	0.000	0.000		0.001	-	-			0.000	0.000	0.000	7.51	-	-	0.000	0.000	0.000	7.51	-	-					0.260
27.000	0.000	0.000	0.000	0.001	-	-	0.000	0.000	0.000		0.001	-	-			0.000	0.000	0.000	8.51	-	-	0.000	0.000	0.000	8.51	-	-					0.270
28.000	0.000	0.000	0.000	0.001	-	-	0.000	0.000	0.000		0.001	-	-			0.000	0.000	0.000	9.51	-	-	0.000	0.000	0.000	9.51	-	-					0.280
Totals:					15	105					15	0	0	0					15	213						0	0	0	0			
Number of Trades:					1						1		0						0.00							0				0		

PIRAEUS BANK (CR)

(Contract Size: 100 Securities, Exercise Style: American, Physical Delivery)

Call Options															Put Options																	
June 2026							July 2026							Other Months		June 2026							July 2026							Other Months		Exercise Price
Open price	Price max	Price min	Last price	Closing price	Volume	Open Interest	Open price	Price max	Price min	Last price	Closing price	Volume	Open Interest	Volume	Open Interest	Open price	Price max	Price min	Last price	Closing price	Volume	Open Interest	Open price	Price max	Price min	Last price	Closing price	Volume	Open Interest	Volume	Open Interest	
4.250	0.000	0.000	0.000	4.81	-	-										0.000	0.000	0.000	0.001	-	-											0.043
4.500	0.000	0.000	0.000	4.56	-	-										0.000	0.000	0.000	0.001	-	-											0.045
4.750	0.000	0.000	0.000	4.31	-	-										0.000	0.000	0.000	0.001	-	-											0.048
5.000	0.000	0.000	0.000	4.06	-	-										0.000	0.000	0.000	0.001	-	-											0.050
5.250	0.000	0.000	0.000	3.81	-	-										0.000	0.000	0.000	0.001	-	-											0.053
5.500	0.000	0.000	0.000	3.56	-	-	0.000	0.000	0.000		3.57	-	-			0.000	0.000	0.000	0.001	-	-	0.000	0.000	0.000	0.001	-	-					0.055
5.750	0.000	0.000	0.000	3.31	-	-	0.000	0.000	0.000		3.32	-	-			0.000	0.000	0.000	0.001	-	-	0.000	0.000	0.000	0.002	-	-					0.058
6.000	0.000	0.000	0.000	3.06	-	-	0.000	0.000	0.000		3.07	-	-			0.000	0.000	0.000	0.001	-	-	0.000	0.000	0.000	0.004	-	-					0.060
6.250	0.000	0.000	0.000	2.81	-	-	0.000	0.000	0.000		2.83	-	-			0.000	0.000	0.000	0.001	-	-	0.000	0.000	0.000	0.008	-	-					0.063
6.500	0.000	0.000	0.000	2.56	-	-	0.000	0.000	0.000		2.58	-	-			0.000	0.000	0.000	0.001	-	-	0.000	0.000	0.000	0.014	-	-					0.065
6.750	0.000	0.000	0.000	2.31	-	-	0.000	0.000	0.000		2.34	-	-			0.000	0.000	0.000	0.003	-	-	0.000	0.000	0.000	0.025	-	-					0.068
7.000	0.000	0.000	0.000	2.07	-	-	0.000	0.000	0.000		2.11	-	-			0.000	0.000	0.000	0.007	-	-	0.000	0.000	0.000	0.042	-	-					0.070
7.250	0.000	0.000	0.000	1.83	-	-	0.000	0.000	0.000		1.89	-	-			0.000	0.000	0.000	0.016	-	-	0.000	0.000	0.000	0.068	-	-					0.073
7.500	0.000	0.000	0.000	1.59	-	-	0.000	0.000	0.000		1.67	-	-			0.000	0.000	0.000	0.031	-	-	0.000	0.000	0.000	0.101	-	-					0.075
7.750	0.000	0.000	0.000	1.37	-	-	0.000	0.000	0.000		1.47	-	-			0.000	0.000	0.000	0.056	-	-	0.000	0.000	0.000	0.146	-	-					0.078
8.000	0.000	0.000	0.000	1.15	-	-	0.000	0.000	0.000		1.28	-	-			0.000	0.000	0.000	0.094	-	-	0.000	0.000	0.000	0.208	-	-					0.080
8.250	0.000	0.000	0.000	0.958	-	-	0.000	0.000	0.000		1.10	-	-			0.000	0.000	0.000	0.148	-	-	0.000	0.000	0.000	0.279	-	-					0.083
8.500	0.000	0.000	0.000	0.780	-	-	0.000	0.000	0.000		0.942	-	-			0.000	0.000	0.000	0.220	-	-	0.000	0.000	0.000	0.369	-	-					0.085
8.750	0.000	0.000	0.000	0.622	-	10	0.000	0.000	0.000		0.799	-	-			0.000	0.000	0.000	0.311	-	-	0.000	0.000	0.000	0.475	-	-					0.088
9.000	0.000	0.000	0.000	0.488	-	900	0.000	0.000	0.000		0.667	-	-			0.000	0.000	0.000	0.427	-	-	0.000	0.000	0.000	0.593	-	-					0.090
9.250	0.000	0.000	0.000	0.377	-	-	0.000	0.000	0.000		0.558	-	-			0.000	0.000	0.000	0.566	-	-	0.000	0.000	0.000	0.734	-	-					0.093
9.500	0.000	0.000	0.000	0.284	-	-	0.000	0.000	0.000		0.454	-	-			0.000	0.000	0.000	0.723	-	-	0.000	0.000	0.000	0.880	-	-					0.095
9.750	0.000	0.000	0.000	0.207	-	-	0.000	0.000	0.000		0.376	-	-			0.000	0.000	0.000	0.897	-	-	0.000	0.000	0.000	1.05	-	-					0.098
10.000	0.000	0.000	0.000	0.152	-	-	0.000	0.000	0.000		0.299	-	-			0.000	0.000	0.000	1.09	-	-	0.000	0.000	0.000	1.23	-	-					0.100
10.500	0.000	0.000	0.000	0.074	-	-	0.000	0.000	0.000		0.190	-	-			0.000	0.000	0.000	1.51	-	-	0.000	0.000	0.000	1.62	-	-					0.105
11.000	0.000	0.000	0.000	0.035	-	-	0.000	0.000	0.000		0.118	-	-			0.000	0.000	0.000	1.98	-	-	0.000	0.000	0.000	2.05	-	-					0.110
11.500	0.000	0.000	0.000	0.015	-	-	0.000	0.000	0.000		0.072	-	-			0.000	0.000	0.000	2.46	-	-	0.000	0.000	0.000	2.50	-	-					0.115
12.000	0.000	0.000	0.000	0.006	-	-	0.000	0.000	0.000		0.043	-	-			0.000	0.000	0.000	2.95	-	-	0.000	0.000	0.000	2.97	-	-					0.120
12.500	0.000	0.000	0.000	0.002	-	-	0.000	0.000	0.000		0.025	-	-			0.000	0.000	0.000	3.45	-	-	0.000	0.000	0.000	3.46	-	-					0.125
13.000	0.000	0.000	0.000	0.001	-	-	0.000	0.000	0.000		0.014	-	-			0.000	0.000	0.000	3.95	-	-	0.000	0.000	0.000	3.95	-	-					0.130
Totals:					0	910						0	0	0	0						0	0						0	30	0	0	
Number of Trades:					0						0	0						0.00						0						0		

PPC (CR)

(Contract Size: 100 Securities, Exercise Style: American, Physical Delivery)

Call Options														Put Options																		
June 2026							July 2026							Other Months		June 2026							July 2026							Other Months		Exercise Price
Open price	Price max	Price min	Last price	Closing price	Volume	Open Interest	Open price	Price max	Price min	Last price	Closing price	Volume	Open Interest	Volume	Open Interest	Open price	Price max	Price min	Last price	Closing price	Volume	Open Interest	Open price	Price max	Price min	Last price	Closing price	Volume	Open Interest	Volume	Open Interest	
9.200	0.000	0.000	0.000	11.81	-	-										0.000	0.000	0.000	0.001	-	-											0.092
9.500	0.000	0.000	0.000	11.51	-	-										0.000	0.000	0.000	0.001	-	-											0.095
9.600	0.000	0.000	0.000	11.41	-	-										0.000	0.000	0.000	0.001	-	-											0.096
9.750	0.000	0.000	0.000	11.26	-	-										0.000	0.000	0.000	0.001	-	-											0.098
10.000	0.000	0.000	0.000	11.01	-	-										0.000	0.000	0.000	0.001	-	-											0.100
10.500	0.000	0.000	0.000	10.51	-	-										0.000	0.000	0.000	0.001	-	-											0.105
11.000	0.000	0.000	0.000	10.01	-	-										0.000	0.000	0.000	0.001	-	-											0.110
11.500	0.000	0.000	0.000	9.51	-	-										0.000	0.000	0.000	0.001	-	-											0.115
12.000	0.000	0.000	0.000	9.02	-	-										0.000	0.000	0.000	0.001	-	-											0.120
12.500	0.000	0.000	0.000	8.52	-	-										0.000	0.000	0.000	0.001	-	-											0.125
13.000	0.000	0.000	0.000	8.02	-	-	0.000	0.000	0.000		8.04	-	-			0.000	0.000	0.000	0.001	-	-	0.000	0.000	0.000		0.001	-	-				0.130
13.500	0.000	0.000	0.000	7.52	-	-	0.000	0.000	0.000		7.54	-	-			0.000	0.000	0.000	0.001	-	-	0.000	0.000	0.000		0.001	-	-				0.135
14.000	0.000	0.000	0.000	7.02	-	-	0.000	0.000	0.000		7.04	-	-			0.000	0.000	0.000	0.001	-	-	0.000	0.000	0.000		0.001	-	-				0.140
14.500	0.000	0.000	0.000	6.52	-	-	0.000	0.000	0.000		6.54	-	-			0.000	0.000	0.000	0.001	-	-	0.000	0.000	0.000		0.002	-	-				0.145
15.000	0.000	0.000	0.000	6.02	-	-	0.000	0.000	0.000		6.04	-	-			0.000	0.000	0.000	0.001	-	-	0.000	0.000	0.000		0.001	-	-				0.150
15.500	0.000	0.000	0.000	5.52	-	-	0.000	0.000	0.000		5.54	-	-			0.000	0.000	0.000	0.001	-	-	0.000	0.000	0.000		0.001	-	-				0.155
16.000	0.000	0.000	0.000	5.02	-	-	0.000	0.000	0.000		5.05	-	-			0.000	0.000	0.000	0.002	-	-	0.000	0.000	0.000		0.002	-	-				0.160
16.500	0.000	0.000	0.000	4.52	-	-	0.000	0.000	0.000		4.55	-	-			0.000	0.000	0.000	0.001	-	-	0.000	0.000	0.000		0.006	-	-				0.165
17.000	0.000	0.000	0.000	4.02	-	-	0.000	0.000	0.000		4.06	-	-			0.000	0.000	0.000	0.003	-	-	0.000	0.000	0.000		0.013	-	-				0.170
17.500	0.000	0.000	0.000	3.52	-	-	0.000	0.000	0.000		3.58	-	-			0.000	0.000	0.000	0.002	-	-	0.000	0.000	0.000		0.029	-	-				0.175
18.000	0.000	0.000	0.000	3.03	-	-	0.000	0.000	0.000		3.11	-	-			0.000	0.000	0.000	0.006	-	3	0.000	0.000	0.000		0.057	-	-				0.180
18.500	0.000	0.000	0.000	2.54	-	60	0.000	0.000	0.000		2.66	-	-			0.000	0.000	0.000	0.018	-	3	0.000	0.000	0.000		0.104	-	-				0.185
19.000	0.000	0.000	0.000	2.07	-	15	0.000	0.000	0.000		2.23	-	-			0.000	0.000	0.000	0.045	-	32	0.000	0.000	0.000		0.177	-	-				0.190
19.500	0.000	0.000	0.000	1.63	-	-	0.000	0.000	0.000		1.84	-	-			0.000	0.000	0.000	0.103	-	35	0.000	0.000	0.000		0.283	-	-				0.195
20.000	0.000	0.000	0.000	1.23	-	55	0.000	0.000	0.000		1.48	-	-			0.000	0.000	0.000	0.203	-	137	0.265	0.265	0.254	0.254	0.254	2	76				0.200
21.000	0.000	0.000	0.000	0.598	-	112	0.000	0.000	0.000		0.894	-	45			0.000	0.000	0.000	0.573	-	75	0.000	0.000	0.000		0.839	-	-				0.210
22.000	0.000	0.000	0.000	0.238	-	255	0.000	0.000	0.000		0.501	-	30			0.000	0.000	0.000	1.21	-	15	0.000	0.000	0.000		1.45	-	-				0.220
23.000	0.000	0.000	0.000	0.074	-	-	0.301	0.301	0.301	0.301	0.301	15	15			0.000	0.000	0.000	2.05	-	-	0.000	0.000	0.000		2.20	-	-				0.230
24.000	0.000	0.000	0.000	0.018	-	-	0.000	0.000	0.000		0.116	-	-			0.000	0.000	0.000	3.01	-	-	0.000	0.000	0.000		3.07	-	-				0.240
25.000	0.000	0.000	0.000	0.003	-	-	0.000	0.000	0.000		0.047	-	-			0.000	0.000	0.000	4.00	-	-	0.000	0.000	0.000		4.01	-	-				0.250
26.000	0.000	0.000	0.000	0.002	-	-	0.000	0.000	0.000		0.018	-	-			0.000	0.000	0.000	5.00	-	-	0.000	0.000	0.000		5.00	-	-				0.260
27.000	0.000	0.000	0.000	0.001	-	-	0.000	0.000	0.000		0.007	-	-			0.000	0.000	0.000	6.00	-	-	0.000	0.000	0.000		6.00	-	-				0.270
28.000	0.000	0.000	0.000	0.001	-	-	0.000	0.000	0.000		0.002	-	-			0.000	0.000	0.000	7.00	-	-	0.000	0.000	0.000		7.00	-	-				0.280
29.000	0.000	0.000	0.000	0.001	-	-	0.000	0.000	0.000		0.001	-	-			0.000	0.000	0.000	8.00	-	-	0.000	0.000	0.000		8.00	-	-				0.290
30.000	0.000	0.000	0.000	0.001	-	-	0.000	0.000	0.000		0.001	-	-			0.000	0.000	0.000	9.00	-	-	0.000	0.000	0.000		9.00	-	-				0.300
31.000	0.000	0.000	0.000	0.001	-	-	0.000	0.000	0.000		0.001	-	-			0.000	0.000	0.000	10.00	-	-	0.000	0.000	0.000		10.00	-	-				0.310

PPC (CR)

(Contract Size: 100 Securities, Exercise Style: American, Physical Delivery)

		Call Options														Put Options																		
		June 2026						July 2026						Other Months		June 2026						July 2026					Other Months							
Exercise Price	Open price	Price max	Price min	Last price	Closing price	Volume	Open Interest	Open price	Price max	Price min	Last price	Closing price	Volume	Open Interest	Volume	Open Interest	Open price	Price max	Price min	Last price	Closing price	Volume	Open Interest	Open price	Price max	Price min	Last price	Closing price	Volume	Open Interest	Volume	Open Interest	Exercise Price	
Totals:						0	497						15	90	0	0						0	300						2	151	0	0		
Number of Trades:						0							1		0							0.00								2		0		

Lending Products	Underlying Title	Open Interest[5]	Multilateral Transactions[1]				Bilateral Transactions[2]		Stock Borrowing through OTC (volume)[3]
			Volume(Offered)	Average Weighted	Transactions volume	Average Weighted	Transactions Volume	Average Weighted	Transactions Volume
ADMIEBOR	ADMIE (IPTO) HOLDING S.A. (CR)	224,646	---	---	---	---	---	8,232,229	
AEGNBOR	AEGEAN AIRLINES (CR)	---	---	---	---	---	---	1,219,274	
AKTRBOR	AKTOR S.A. HOLDING CO. (CR)	---	---	---	---	---	---	1,016,884	
ALWNBOR	Allwyn AG (CR)	20,000	---	---	---	---	---	14,411,727	
ALPHABOR	ALPHA BANK (CR)	400	---	---	---	5,000	0.01%	196,544,630	
AETFBOR	ALPHA ETF FTSE Athex Large Cap	---	---	---	---	---	---	2,000	
AEMBOR	ALTER EGO MEDIA (CR)	---	---	---	---	---	---	250	
AIABOR	ATHENS INTL AIRPORT (CR)	3,000	---	---	---	---	---	1,230,761	
ACAGBOR	AUSTRIACARD (CB)	---	---	---	---	---	---	962	
OTOELBOR	AUTOHELLAS SA (CR)	100	---	---	---	---	---	108,502	
AVAXBOR	AVAX S.A. (CR)	4,000	---	---	---	---	---	251,058	
BYLOTBOR	BALLY'S INTRALOT (CR)	---	---	---	---	---	---	36,955,472	
BOCHGRBOR	BANK OF CYPRUS (CR)	---	---	---	---	---	---	1,039,668	
EEEBOR	CC HBC AG (CR)	---	---	---	---	---	---	262,791	
CENERBOR	CENERGY HOLDINGS (CB)	15,152	---	---	---	12,500	1.50%	1,482,970	
CREDIABOR	CrediaBank (CR)	778	---	---	---	---	---	3,819,399	
DIMANDBOR	DIMAND (CR)	---	---	---	---	---	---	7,342	
ELLAKTORBOR	ELLAKTOR (CR)	43,321	---	---	---	---	---	100,082	
ELHABOR	ELVALHALCOR (CR)	---	---	---	---	---	---	752,091	
EUROBBOR	EUROBANK (CR)	45,000	---	---	---	---	---	101,431,646	
EXAEBOR	EURONEXT ATHENS (CR)	5,055	---	---	3,720	4.72%	---	343,370	
EYDAPBOR	EYDAP S.A. (CR)	---	---	---	---	---	---	393,991	
FOYRKBOR	FOURLIS (CR)	2,500	---	---	---	---	---	85,143	
GEKTERNABOR	GEK TERNA (CR)	---	---	---	---	---	---	1,536,889	
SARBOR	GR. SARANTIS S.A. (CR)	2,237	---	---	---	---	---	222,468	
ELPEBOR	HELLENIQ ENERGY (CR)	7	---	---	---	---	---	687,242	
INTEKBOR	IDEAL HOLDINGS (CR)	---	---	---	---	---	---	84,452	
INTRKBOR	INTRACOM HOLDINGS (CR)	---	---	---	---	---	---	230,392	
BELABOR	JUMBO SA (CR)	---	---	---	---	---	---	836,505	
KRIBOR	KRI-KRI S.A. (CR)	2,999	---	---	---	---	---	50,466	
LAMDABOR	LAMDA DEVELOPMENT SA (CR)	---	---	---	---	---	---	250,972	

Stock Lending Notes

[1] - Multilateral contracts Lending or Borrowing as per Methods 8-1, 8-2 and 8-3-3 (According to ATHEX BoD Resolution No.17)

[2] - Bilateral Contracts Lending or Borrowing as per Methods 8-3-1 and 8-3-2 & Contracts as per Method 4 (According to ATHEX BoD Resolution No.20)

[3] - The information concerning OTC Stock Borrowing Transactions is based on the statements of the Dematerialised Securities System (DSS) operators involved and refers to volumes that have been registered up until the previous working day.

[4] - Average Price (Volume weighted)

[5] - The Data concerning Open Interest before the start of trading session

Lending Products	Underlying Title	Multilateral Transactions[1]					Bilateral Transactions[2]		Stock Borrowing through OTC (volume)[3]
		Open Interest[5]	Volume(Offered)	Average Weighted	Transactions volume	Average Weighted	Transactions Volume	Average Weighted	Transactions Volume
MTLNBOR	METLEN PLC (CR)	500	---	---	---	---	---	---	1,596,894
MIGBOR	MIG (CR)	1,291	---	---	---	---	---	---	39,913
MOHBOR	MOTOR OIL (CR)	949	---	---	1,000	3.70%	---	---	885,182
ETEBOR	NATIONAL BANK (CR)	3,000	---	---	---	---	---	---	19,843,688
NOVALBOR	NOVAL PROPERTY REIC (CR)	---	---	---	---	---	---	---	---
OPTIMABOR	OPTIMA BANK (CR)	---	---	---	---	---	---	---	4,948,350
HTOBOR	OTE (CR)	2,000	---	---	---	---	---	---	4,752,935
PPABOR	P.P.A. S.A. (CR)	---	---	---	---	---	---	---	99,321
TPEIRBOR	PIRAEUS BANK (CR)	3,000	---	---	---	---	---	---	13,594,876
PPCBOR	PPC (CR)	24,309	---	---	30,000	4.27%	---	---	14,904,395
PROFBOR	PROFILE SA (CR)	---	---	---	---	---	---	---	26,569
QLCOBOR	QUALCO GROUP (CR)	---	---	---	---	---	---	---	889,411
QUESTBOR	QUEST HOLDINGS (CR)	8,991	---	---	---	---	---	---	51,500
TITCBOR	TITAN (CB)	4,339	---	---	---	---	---	---	130,898
OLTHBOR	TPA SA (CR)	---	---	---	---	---	---	---	750
TRESTATESBOR	TRADE ESTATES REIC (CR)	---	---	---	---	---	---	---	---
VIOBOR	VIOHALCO SA/IV (CB)	---	---	---	---	---	---	---	---

Stock Lending Notes

[1] - Multilateral contracts Lending or Borrowing as per Methods 8-1, 8-2 and 8-3-3 (According to ATHEX BoD Resolution No.17)

[2] - Bilateral Contracts Lending or Borrowing as per Methods 8-3-1 and 8-3-2 & Contracts as per Method 4 (According to ATHEX BoD Resolution No.20)

[3] - The information concerning OTC Stock Borrowing Transactions is based on the statements of the Dematerialised Securities System (DSS) operators involved and refers to volumes that have been registered up until the previous working day.

[4] - Average Price (Volume weighted)

[5] - The Data concerning Open Interest before the start of trading session

Sectors codification for listed companies

12003 -	ETF	10101010	Computer Services
10101015	Software	10102030	Computer Hardware
15101010	Telecommunications Equipment	15102015	Telecommunications Services
20101010	Health Care Facilities	20102010	Medical Equipment
20103015	Pharmaceuticals	30101010	Banks
30202000	Diversified Financial Services	30202010	Asset Managers & Custodians
30202015	Investment Services	30204000	Closed End Investments
30302010	Full Line Insurance	30302015	Insurance Brokers
30302025	Property and Casualty Insurance	35101010	Real Estate Holding and Development
35101015	Real Estate Services	35102000	Diversified REITs
35102045	Retail REITs.	40202015	Household Furnishings
40202020	Household Appliance	40203040	Electronic Entertainment
40204020	Clothing & Accessories	40301010	Entertainment
40301030	Publishing	40301035	Radio & TV Broadcasters
40401010	Diversified Retailers	40401020	Apparel Retailers
40401025	Home Improvement Retailers	40401030	Specialty Retailers
40501010	Airlines	40501015	Travel & Tourism
40501020	Casinos & Gambling	40501025	Hotels & Motels
45101015	Distillers & Vintners	45101020	Soft Drinks
45102010	Farming Fishing Ranching & Plantations	45102020	Food Products
45103010	Tobacco	45201010	Food Retailers & Wholesalers
45201020	Personal Products	50101010	Construction
50101020	Building Roof/Wallboard and Plumbing	50101030	Cement
50101035	Building Materials: Other	50202010	Electrical Components
50203015	Plastics	50203030	Containers & Packaging
50204000	Machinery: Industrial	50204020	Machinery: Construction & Handling
50205010	Industrial Suppliers	50205020	Back Office Support HR & Consulting
50205030	Forms & Bulk Printing Services	50206015	Commercial Vehicles & Parts
50206030	Marine Transportation	50206060	Transportation Services
55101000	Diversified Materials	55101020	Textile Products
55102000	General Mining	55102010	Iron & Steel
55102015	Metal Fabricating	55102035	Aluminum
60101020	Oil Refining and Marketing	65101010	Alternative Electricity
65101015	Conventional Electricity	65102000	Multi-Utilities
65102030	Water		



[euronext.com](https://www.euronext.com)