

Euronext Athens

**Ημερήσιο Δελτίο Συναλλακτικής
Δραστηριότητας**

Daily Official List of Trading Activity



EURONEXT

Disclaimer:

This publication is for information purposes only and is not a recommendation to engage in investment activities. This publication is provided "as is" without representation or warranty of any kind. Whilst all reasonable care has been taken to ensure the accuracy of the content, Euronext does not guarantee its accuracy or completeness. Euronext will not be held liable for any loss or damages of any nature ensuing from using, trusting or acting on information provided. No information set out or referred to in this publication shall form the basis of any contract. The creation of rights and obligations in respect of financial products that are traded on the exchanges operated by Euronext's subsidiaries shall depend solely on the applicable rules of the market operator. All proprietary rights and interest in or connected with this publication shall vest in Euronext. No part of it may be redistributed in any form without the prior written permission of Euronext. Euronext refers to Euronext N.V. and its affiliates. Information regarding trademarks and intellectual property rights of Euronext is located at www.euronext.com/terms-use

©2026, Euronext N.V. – All rights reserved

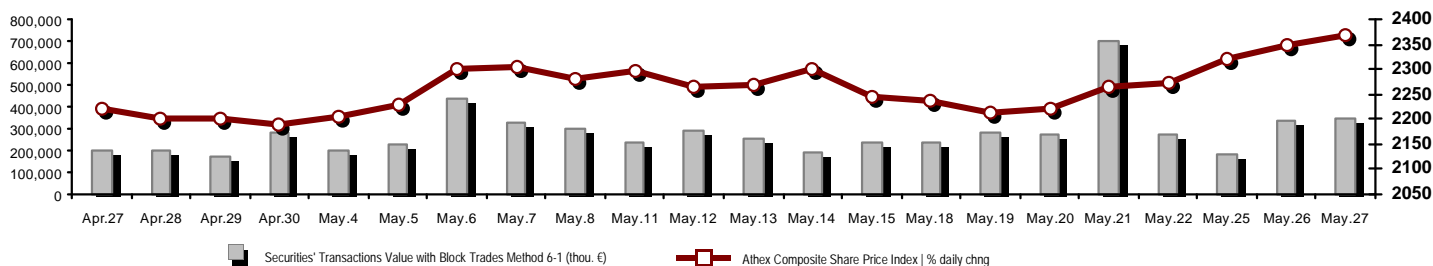
EURONEXT ATHENS HOLDING S.A.

110 Athinon Ave., 10442 Athens, Tel: (210) 33.66.800, Fax: (210) 32.13.938

<https://athens.euronext.com>

Summary of Markets

Athex Composite Share Price Index vs Shares and Derivatives Transactions Value



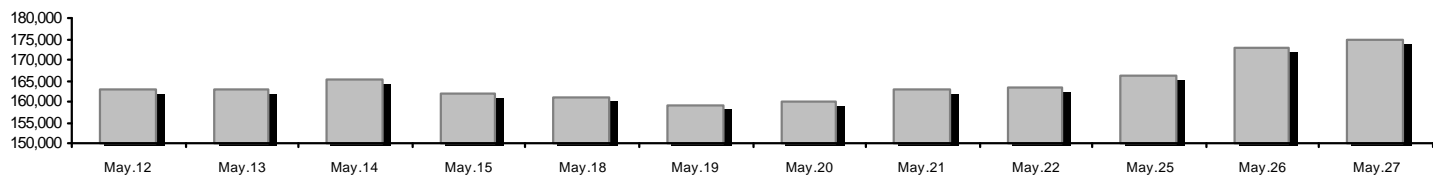
Euronext Athens Capitalisation (mill. €)**:	174,550.18		Derivatives Total Open Interest	1,951,158
Daily change: mill. € %	1,473.14	0.85%	in Index Futures % daily chng	10,361 0.32%
Yearly Avg Capitalisation: mill. € % chng prev year Avg	156,044.49	22.20%	in Stock Futures % daily chng	1,933,746 0.36%
Athex Composite Share Price Index % daily chng	2,370.04	0.96%	in Index Options % daily chng	2,194 7.60%
Athex Composite Share Price Index Capitalisation (mill. €)	164,075.14		in Stock Options % daily chng	4,857 2.47%
Daily change (mill. €)	1,450.75			

Securities' Transactions Value with Block Trades Method 6-1 (t	343,860.45		Derivatives Contracts Volume:	32,933
Daily change: %	8,562.94	2.55%	Daily change: pieces %	-21,989 -40.04%
YtD Avg Trans. Value: thou. € % chng prev year Avg	341,172.80	57.89%	YtD Avg Derivatives Contracts % chng prev year Avg	72,307 25.58%
Blocks Transactions Value of Method 6-1 (thou. €)	37,729.00		Derivatives Trades Number:	2,825
Blocks Transactions Value of Method 6-2 & 6-3 (thou. €)	696.16		Daily change: number %	-235 -7.68%
Bonds Transactions Value (thou.€)	2,431.51		YtD Avg Trades number % chng prev year Avg	2,974 34.46%

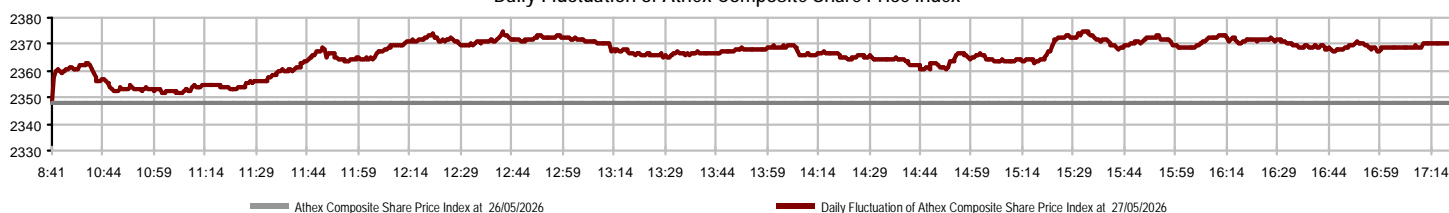
Securities' Transactions Volume with Block Trades Method 6-1 (tho	43,418.94		Lending Total Open Interest	397,205
Daily change: thou. pieces %	2,660.85	6.53%	Daily change: pieces %	-106,833 -21.20%
YtD Avg Volume: % chng prev year Avg	51,314.42	23.09%	Lending Volume (Multilateral/Bilateral)	26,126
Blocks Transactions Volume of Method 6-1 (thou. Pieces)	3,902.17		Daily change: pieces %	-107,465
Blocks Transactions Volume of Method 6-2 & 6-3 (thou. Pieces)	47.62		Multilateral Lending	26,126
Bonds Transactions Volume	2,424,000		Bilateral Lending	0

Securities' Trades Number with Block Trades Method 6-1	82,520		Lending Trades Number:	12
Daily change: number %	11,416	16.06%	Daily change: %	-10
YtD Avg Trades number % chng prev year Avg	74,786	49.25%	Multilateral Lending Trades Number	12
Number of Blocks Method 6-1	28		Bilateral Lending Trades Number	0
Number of Blocks Method 6-2 & 6-3	8			
Number of Bonds Transactions	238			

Euronext Athens Capitalisation (mill. €)**



Daily Fluctuation of Athex Composite Share Price Index



Athex Indices

Index name	27/05/2026	26/05/2026	pts.	%	Min	Max	Year min	Year max	Year change
Athex Composite Share Price Index	2,370.04 #	2,347.55	22.49	0.96%	2,347.55	2,374.97	1,998.09	2,407.09	11.76% #
Athex Composite Index Total Return Index	4,715.03 #	4,670.28	44.75	0.96%	4,670.28	4,724.84	3,942.63	4,745.66	12.80% #
Athex ESG Index	2,815.84 #	2,787.49	28.35	1.02%	2,787.49	2,821.19	2,361.87	2,867.98	12.53% #
ATHEX Small Cap Price Index	2,498.52 #	2,492.20	6.32	0.25%	2,486.05	2,509.40	2,193.29	2,627.20	-1.97% €
ATHEX EN.A. Growth Price Index	16,571.81 €	16,583.63	-11.82	-0.07%	16,432.08	16,675.13	16,134.09	20,788.55	-16.24% €
FTSE/Athex Large Cap	6,019.82 #	5,958.23	61.59	1.03%	5,958.23	6,032.58	5,057.48	6,153.73	12.50% #
FTSE/Athex Mid Cap Index	3,083.39 #	3,071.20	12.19	0.40%	3,071.20	3,091.07	2,510.28	3,091.07	9.15% #
FTSE/ATHEX High Dividend Yield Index	4,825.67 #	4,771.42	54.25	1.14%	4,771.42	4,827.28	4,495.63	5,149.57	-2.36% €
FTSE/Athex Market Index	1,422.64 #	1,406.96	15.68	1.11%	1,406.96	1,424.38	1,190.89	1,449.15	12.81% #
FTSE/Athex Banks	2,735.33 #	2,685.72	49.61	1.85%	2,683.47	2,740.74	2,143.30	2,859.37	19.25% #
FTSE/ATHEX TECHNOLOGY & TELECOMMUNICAT	7,272.39 #	7,269.03	3.36	0.05%	7,258.61	7,324.61	6,027.65	7,324.61	7.35% #
FTSE/ATHEX HEALTH CARE	6,580.31 #	6,568.12	12.19	0.19%	6,521.25	6,653.74	4,884.62	6,653.74	29.51% #
FTSE/ATHEX FINANCIAL SERVICES	12,788.28 #	12,557.08	231.20	1.84%	12,546.97	12,813.20	10,029.11	13,356.35	19.21% #
FTSE/ATHEX REAL ESTATE	5,437.13 #	5,372.23	64.90	1.21%	5,372.23	5,448.76	5,093.00	5,898.28	-3.19% €
FTSE/ATHEX CONSUMER DISCRETIONARY	4,755.07 #	4,679.60	75.47	1.61%	4,679.60	4,756.02	4,431.51	5,876.98	-18.59% €
FTSE/ATHEX CONSUMER STAPLES	10,052.84 #	9,942.63	110.21	1.11%	9,895.84	10,052.84	8,640.95	10,243.39	14.07% #
FTSE/ATHEX INDUSTRIALS	12,557.46 #	12,465.43	92.03	0.74%	12,465.43	12,603.41	10,051.45	12,776.62	24.93% #
FTSE/ATHEX BASIC MATERIALS	13,529.94 #	13,458.35	71.59	0.53%	13,354.57	13,615.63	8,778.94	13,696.17	42.03% #
FTSE/ATHEX ENERGY & UTILITIES	7,401.12 €	7,458.43	-57.31	-0.77%	7,401.12	7,551.82	6,127.28	7,551.82	7.61% #
Athex All Share Index	537.86 #	533.32	4.54	0.85%	537.86	537.86	460.14	542.74	11.06% #
Hellenic Mid & Small Cap Index	3,304.14 #	3,279.16	24.98	0.76%	3,279.16	3,305.78	2,761.30	3,305.78	14.12% #
FTSE/Athex Large Cap Total Return	10,876.59 #	10,765.31	111.28	1.03%			9,100.35	11,012.64	13.61% #
FTSE/Athex Mid Cap Total Return	4,448.16 #	4,430.57	17.59	0.40%			3,625.91	4,448.16	9.74% #
MSCI GREECE REBASED	9,571.96 #	9,427.08	144.88	1.54%	9,427.08	9,602.60	7,755.87	10,138.65	11.77% #
Hellenic Corporate Bond Index	144.92 €	145.01	-0.09	-0.06%			143.28	145.27	0.39% #
Hellenic Corporate Bond Price Index	92.89 €	92.96	-0.07	-0.07%			92.37	93.97	-1.11% €

Note 1: FTSE/Med 100, Hellenic Corporate Bond Price Index and Hellenic Corporate Bond Index closing prices refer to the previous trading day of 25/05/2026.

Note 2: The Hellenic Mid & Small Cap Index is a Customized index calculated by Euronext Athens.

Analytic Figures for Athex Market's Boards and Categories

	Total Traded Securities	Main Market	Surveillance	Exchange Traded Funds (ETFs)
Totals	127	125	1	1
Gain / Lose / Same:	72 / 42 / 13	70 / 42 / 13	1 / 0 / 0	1 / 0 / 0
Euronext Athens Capitalisation (mill. €)	174,550.18	174,542.07	8.11	
Daily Average Trans/ons Value(thou.€)	341,172.80	341,078.41	5.05	414.70
Transactions Value	344,556.62	344,396.88	1.44	158.30
Main Board:	306,131.45	305,971.72	1.44	158.30
Blocks Board 6_2_3:	38,425.16	38,425.16	0.00	0.00
Forced Sales Board:	0.00	0.00	0.00	0.00
Special Terms Board:	0.00	0.00	0.00	0.00
Daily Average Transactions Volume	51,314,419	51,344,442	8,925	7,279
Transactions Volume	43,466,559	43,457,470	6,500	2,589
Main Board:	39,516,776	39,507,687	6,500	2,589
Blocks Board 6_2_3:	3,949,783	3,949,783	0	0
Forced Sales Board:	0	0	0	0
Special Terms Board:	0	0	0	0
Daily Average Number of Trades	74,786	74,629	11	148
Number of Trades	82,528	82,424	7	97
Main Board:	82,492	82,388	7	97
Blocks Board 6_2_3:	36	36	0	0
Forced Sales Board:	0	0	0	0
Special Terms Board:	0	0	0	0

Trading Details by Euronext Athens Sectors and Financial Instruments (ETFs)

Code	Sectors	Gain / Lose / Same	Number of Trades	Transactions Volume	Transactions Value	% of Total Trans. Value
3010	- Banks	7 / 1 / 0	34,476	27,977,514	165,196,917.12	47.94%
5510	- Basic Resources	7 / 4 / 1	2,519	476,846	3,656,736.70	1.06%
5010	- Construction & Materials	11 / 1 / 0	6,692	1,231,035	20,237,303.32	5.87%
4020	- Consumer Products & Services	2 / 2 / 0	289	746,438	228,023.26	0.07%
6010	- Energy	2 / 2 / 0	3,090	402,396	8,767,535.48	2.54%
12000	- Financial Instruments	1 / 0 / 0	97	2,589	158,301.51	0.05%
3020	- Financial Services	4 / 1 / 0	393	49,026	329,870.04	0.10%
4510	- Food Beverage & Tobacco	2 / 1 / 2	440	41,913	1,557,852.80	0.45%
2010	- Health Care	1 / 1 / 1	224	193,879	332,497.00	0.10%
5020	- Industrial Goods & Services	9 / 8 / 2	3,377	965,929	6,344,777.93	1.84%
3030	- Insurance	2 / 0 / 0	149	93,546	238,504.94	0.07%
4030	- Media	1 / 2 / 0	295	133,341	640,730.52	0.19%
4520	- Personal Care, Drug & Grocery Stores	1 / 0 / 1	372	30,267	321,130.89	0.09%
3510	- Real Estate	6 / 2 / 4	3,432	1,175,441	4,079,633.96	1.18%
4040	- Retail	4 / 6 / 0	3,405	765,331	9,498,944.62	2.76%
1010	- Technology	7 / 3 / 2	1,595	629,772	3,371,512.63	0.98%
1510	- Telecommunications	0 / 2 / 0	3,233	451,592	8,267,065.20	2.40%
4050	- Travel & Leisure	3 / 3 / 0	4,792	2,892,419	11,897,738.79	3.45%
6510	- Utilities	2 / 3 / 0	13,658	5,207,285	99,431,540.82	28.86%

Top 10 best & worst performing Shares

Main Market

With positive Price change			With negative Price change		
	Closing price	change		Closing price	change
SIDMA STEEL (CR)	1.895	8.29% #	DAIOS PLASTICS SA (CR)	10.45	-3.24% #
E.IN.S. (CR)	1.982	5.88% #	REVOIL (CR)	1.585	-2.46% #
ELTON SA (CR)	1.91	4.37% #	MIG (CR)	3.26	-2.25% #
JUMBO SA (CR)	23.5	4.26% #	PPC (CR)	21	-2.24% #
IKTINOS HELLAS SA (CR)	0.3695	3.50% #	Y/KNOT (CR)	1.385	-2.12% #
ANDROMEDA SA (CR)	8.32	2.72% #	UNIBIOS (CR)	2.55	-1.92% #
LAMDA DEVELOPMENT SA (CR)	6.265	2.70% #	ONYX TOURISTIKI S.A. (CR)	1.56	-1.64% #
MOTOR OIL (CR)	36.72	2.51% #	QUALCO GROUP (CR)	5.79	-1.53% #
NATIONAL BANK (CR)	15.12	2.44% #	QUALITY & RELIABILITY SA (CR)	1.28	-1.24% #
ELASTRON (CR)	2.53	2.43% #	SPACE HELLAS SA (CR)	6.44	-1.23% #
With the highest Transactions Value			With the highest Transactions Volume		
	Value (thou. €)	change		Volume	change
PPC (CR)	84,428.27	-2.24% #	ALPHA BANK (CR)	8,666,455	2.34% #
PIRAEUS BANK (CR)	56,729.67	1.69% #	EUROBANK (CR)	6,294,199	1.43% #
ALPHA BANK (CR)	33,505.91	2.34% #	PIRAEUS BANK (CR)	6,277,652	1.69% #
NATIONAL BANK (CR)	31,216.88	2.44% #	PPC (CR)	3,939,660	-2.24% #
EUROBANK (CR)	24,979.28	1.43% #	CrediaBank (CR)	3,143,673	0.63% #
BANK OF CYPRUS (CR)	11,210.05	1.99% #	NATIONAL BANK (CR)	2,082,490	2.44% #
METLEN PLC (CR)	10,643.56	-0.34% #	BALLY'S INTRALOT (CR)	1,884,227	0.34% #
GEK TERNA (CR)	10,195.66	0.19% #	BANK OF CYPRUS (CR)	1,188,560	1.99% #
JUMBO SA (CR)	8,373.61	4.26% #	ADMIE (IPTO) HOLDING S.A. (CR)	844,910	1.14% #
OTE (CR)	8,222.07	-0.05% #	CENTRIC HOLDINGS (CR)	735,959	-0.33% #

Note: Stocks that are not included in the "Under Supervision" category, and the transactions value is more than 10,000 €.

Derivatives Summary

	Number of Trades	Volume	Open Interest
Index Futures	214	1,219	10,361
FTSE/Athex Banks	9	74	3,308
FTSE/Athex Large Cap	205	1,145	7,053
MSCI GREECE REBASED	0	0	0
Stock Futures	2,577	31,251	1,933,746
ADMIE (IPTO) HOLDING S.A. (CR)	87	1,546	6,255
AEGEAN AIRLINES (CR)	13	39	3,344
AKTOR S.A. HOLDING CO. (CR)	6	25	103,854
Allwyn AG (CR)	114	436	12,147
ALPHA BANK (CR)	403	7,757	60,095
ATHENS INTL AIRPORT (CR)	1	1	324
AUTOHELLAS SA (CR)	1	1	123
AVAX S.A. (CR)	47	390	3,069
BALLY'S INTRALOT (CR)	47	4,421	1,404,145
BANK OF CYPRUS (CR)	8	62	1,057
CC HBC AG (CR)	6	12	372
CENERGY HOLDINGS (CB)	18	42	3,102
CrediaBank (CR)	64	1,563	101,177
ELLAKTOR (CR)	6	21	1,647
ELVALHALCOR (CR)	42	179	3,864
EUROBANK (CR)	120	1,965	46,732
EURONEXT ATHENS (CR)	6	23	333
EYDAP S.A. (CR)	4	20	13,172
FOURLIS (CR)	22	86	3,157
GEK TERNA (CR)	13	76	5,362
HELLENIQ ENERGY (CR)	28	160	3,999
INTRACOM HOLDINGS (CR)	137	1,152	15,097
JUMBO SA (CR)	98	420	7,060
LAMDA DEVELOPMENT SA (CR)	240	1,486	27,484
METLEN PLC (CR)	180	571	16,043
MIG (CR)	2	8	211
MOTOR OIL (CR)	23	43	400
NATIONAL BANK (CR)	199	1,256	16,096
OPTIMA BANK (CR)	9	94	475
OTE (CR)	1	5	834
P.P.A. S.A. (CR)	2	3	44
PIRAEUS BANK (CR)	310	4,147	51,058
PPC (CR)	240	2,953	17,958
QUEST HOLDINGS (CR)	1	1	216
TITAN (CB)	36	143	873
VIOHALCO SA/NV (CB)	43	144	2,567
Index Options	31	393	2,194
FTSE/Athex Large Cap	31	393	2,194
Stock Options	3	70	4,857
Allwyn AG (CR)	0	0	175
ALPHA BANK (CR)	0	0	2,055
NATIONAL BANK (CR)	1	40	346
OTE (CR)	0	0	318
PIRAEUS BANK (CR)	0	0	940
PPC (CR)	2	30	1,023
Total Derivatives Traded	2,825	32,933	1,951,158

Number of Outstanding Securities	Nominal Value	Dividends [1]			Date of Last Coupon		Note	Shares	Closing price	% change	Previous closing price/date	Open price	Price min	Price max	Last price	Avg price	Last Bid [7]	Last Ask [7]	P/E after tax	Year	Volume	Trades	Transactions Value[8]	Company Mkt Value (thou. €)	Year low	Year high	Sector[4]	
806,782,473	0.300	1.6123	1.4029	0.5	08/04/2026	25/06/2024	---	Allwyn AG (CR)	12.645	-0.28	€ 12.68	26/05/2026	12.78	12.6	12.99	12.645	12.734	1291@12.62	320@12.65	---	---	613,822	2,886	7,816,286.99	201,764.37	11.66	19.0367	40501020
2,315,261,358	0.290	0.026	0.0303	0.0485	01/12/2025	18/04/2017	---	ALPHA BANK (CR)	3.889	2.34	# 3.8	26/05/2026	3.84	3.781	3.9	3.889	3.866	5000@3.87	11966@3.89	---	---	8,666,455	9,346	33,505,907.73	9,004,051.42	2.95	4.489	30101010
58,492,542	1.00	---	0.1	---	23/06/2025	27/01/2025	---	ALTER EGO MEDIA (CR)	5.48	-0.54	€ 5.51	26/05/2026	5.53	5.4	5.54	5.48	5.484	100@5.45	272@5.48	---	---	115,133	224	631,375.61	320,539.13	4.88	6.425	40301035
36,353,868	1.00	0.1	0.11	---	01/07/2025	21/08/2023	---	AUSTRIACARD (CB)	9.68	-0.10	€ 9.69	26/05/2026	9.7	9.67	9.72	9.68	9.69	10@9.66	268@9.68	---	---	30,397	109	294,561.99	351,905.44	6.04	9.76	10101010
48,624,764	0.080	0.7	0.85	0.85	24/04/2026	05/12/2022	---	AUTOHELLAS SA (CR)	10.98	-0.72	€ 11.06	26/05/2026	11.06	10.96	11.16	10.98	11.053	56@10.98	18556@11.00	---	---	8,596	161	95,015.64	533,899.91	10.54	13.44	40401030
1,867,802,694	0.300	---	---	---	30/05/2013	10/10/2023	---	BALLY'S INTRALOT (CR)	1.178	0.34	# 1.174	26/05/2026	1.174	1.169	1.194	1.178	1.176	1185@1.18	441935@1.18	---	---	1,884,227	675	2,215,852.06	2,200,271.57	0.822	1.194	40501020
435,962,305	0.100	---	0.48	0.7	25/05/2026	23/09/2024	---	BANK OF CYPRUS (CR)	9.485	1.99	# 9.3	26/05/2026	9.3	9.28	9.63	9.485	9.432	119@9.45	397@9.49	---	---	1,188,560	2,076	11,210,048.27	4,135,102.46	7.94	9.975	30101010
212,384,903	0.08	0.14	---	---	24/06/2025	07/12/2016	---	CENERGY HOLDINGS (CB)	25	0.08	# 24.98	26/05/2026	24.98	24.8	25.62	25	25.229	283@24.96	197@25.00	---	2025	140,375	1,052	3,541,566.46	5,309,622.58	15.12	26.22	50202010
373,239,562	6.70	0.93	1.03	1.2	14/05/2026	29/04/2013	---	CC HBC AG (CR)	50.5	1.61	# 49.7	26/05/2026	50.3	49.55	50.5	50.5	49.946	20@50.10	10@50.60	---	---	21,476	192	1,072,640.55	8,848,597.88	42.5	55.75	45101020
1,993,012,407	0.050	---	---	---	04/06/2008	16/10/2024	---	CrediaBank (CR)	1.28	0.63	# 1.272	26/05/2026	1.284	1.274	1.3	1.28	1.286	33069@1.28	202933@1.28	---	---	3,143,673	2,382	4,042,654.93	2,551,055.88	0.871	1.722	30101010
3,631,510,801	0.220	0.0933	0.105	0.0468	06/11/2025	20/05/2019	---	EUROBANK (CR)	3.966	1.43	# 3.91	26/05/2026	3.92	3.904	4.011	3.966	3.969	1990@3.96	100@3.97	---	---	6,294,199	5,698	24,979,282.01	4,402,571.84	3.162	4.392	30101010
51,889,670	1.00	0.12	0.15	---	27/06/2025	23/07/2019	---	FOURLIS (CR)	4.365	1.51	# 4.3	26/05/2026	4.31	4.28	4.365	4.365	4.321	550@4.32	2@4.37	---	---	101,158	374	437,080.82	226,498.41	4.04	4.98	40401010
305,635,185	2.18	0.9	0.75	0.2	19/01/2026	01/10/2003	---	HELLENIO ENERGY (CR)	10.12	-0.10	€ 10.13	26/05/2026	9.96	9.96	10.17	10.12	10.105	165@10.11	556@10.13	---	---	175,770	1,044	1,776,112.09	3,093,028.07	8.4	10.4	60101020
83,600,000	0.690	0.0504	0.1209	---	22/09/2025	02/07/2024	---	INTRACOM HOLDINGS (CR)	3.765	0.40	# 3.75	26/05/2026	3.79	3.76	3.83	3.765	3.791	598@3.77	1000@3.77	---	---	233,335	558	884,592.31	314,754.00	2.685	3.85	10101010
134,365,561	0.880	1.4726	0.5063	---	23/03/2026	05/03/2014	---	JUMBO SA (CR)	23.5	4.26	# 22.54	26/05/2026	22.96	22.74	23.5	23.5	23.159	203@23.44	1103@23.52	---	---	361,567	2,296	8,373,607.20	3,157,590.68	21.22	28.7	40401010
176,736,715	0.300	---	---	---	30/05/2007	27/11/2019	---	LAMDA DEVELOPMENT SA (CR)	6.265	2.70	# 6.1	26/05/2026	6.11	6.11	6.315	6.265	6.242	13@6.26	25@6.27	---	---	452,008	1,964	2,821,360.36	1,107,255.52	5.85	7.76	35101010
169,043,561	0.300	---	0.02	---	17/07/2025	28/11/2022	---	LAVIPHARM SA (CR)	1.704	0.71	# 1.692	26/05/2026	1.69	1.68	1.734	1.704	1.714	1000@1.70	3118@1.73	---	---	190,651	199	326,735.65	288,050.23	0.937	1.738	20103015
143,022,980	1.00	---	---	---	04/08/2025	---	---	METLEN PLC (CR)	40.9	-0.34	€ 41.04	26/05/2026	41.5	40.4	41.7	40.9	41.029	134@40.86	900@41.00	---	---	259,417	3,943	10,643,557.00	5,849,639.88	31.9	47.68	65102000
126,502,434	0.500	0.0304	0.0302	---	15/05/2025	28/07/2021	---	PREMIA (CR)	1.386	---	~ 1.386	26/05/2026	1.384	1.38	1.394	1.388	1.388	1812@1.38	1200@1.39	---	---	85,513	241	118,649.73	175,332.37	1.236	1.49	35102000
24,823,934	0.230	0.049	0.0647	---	01/07/2025	08/06/2022	---	PROFILE SA (CR)	7.68	0.66	# 7.63	26/05/2026	7.7	7.58	7.72	7.68	7.649	1000@7.64	400@7.69	---	---	69,611	131	532,471.30	190,647.81	6	8.12	10101010
70,029,804	1.00	---	---	---	15/05/2025	---	---	QUALCO GROUP (CR)	5.79	-1.53	€ 5.88	26/05/2026	5.88	5.79	5.94	5.79	5.848	2478@5.79	1500@5.87	---	---	65,533	197	383,267.92	405,472.57	5.08	6.73	10101015
35,377,749	0.280	---	---	---	18/07/2005	22/12/2025	---	QUALITY & RELIABILITY SA (CR)	1.28	-1.24	€ 1.296	26/05/2026	1.296	1.274	1.314	1.28	1.29	500@1.27	6066@1.28	---	---	66,107	90	85,263.13	45,283.52	1	1.43	10101010
78,325,475	0.85	3	---	---	30/06/2025	23/07/2019	---	TITAN (CB)	49.46	2.40	# 48.3	26/05/2026	48.7	48.38	49.62	49.46	49.023	5@49.44	2@49.50	---	---	137,629	1,635	6,746,969.88	3,873,977.99	42.6	59	50101030
259,189,761	0.12	0.16	---	---	24/06/2025	26/02/2016	---	VIOHALCO SA/NV (CB)	20.2	0.25	# 20.15	26/05/2026	19.98	19.92	20.5	20.2	20.155	2@20.15	517@20.30	---	---	100,757	757	2,030,805.09	5,235,633.17	11.4	20.5	55102015
148,321,516	0.300	0.03	0.07	---	02/09/2025	22/01/2020	---	AVAX S.A. (CR)	3.56	-0.97	€ 3.595	26/05/2026	3.62	3.55	3.63	3.56	3.595	245@3.56	1180@3.57	---	---	256,939	576	923,679.93	528,024.60	2.79	3.735	50101010
232,000,000	2.12	0.0582	0.1207	0.1207	25/09/2025	19/06/2017	---	ADMIE (IPTO) HOLDING S.A. (CR)	3.99	1.14	# 3.945	26/05/2026	3.94	3.935	4.1	3.99	4.015	3667@3.99	9536@4.02	---	2025	844,910	1,269	3,392,660.99	925,680.00	2.76	4.1	65101015
90,167,100	0.500	0.7515	0.8041	0.903	28/04/2026	24/05/2021	---	AEGEAN AIRLINES (CR)	12.32	1.40	# 12.15	26/05/2026	12.15	12.15	12.46	12.32	12.337	289@12.31	926@12.32	---	---	117,665	948	1,451,688.62	1,110,858.67	10.8	15.36	40501010
204,002,463	0.300	---	---	---	12/08/2008	07/01/2025	---	AKTOR S.A. HOLDING CO. (CR)	10.28	0.39	# 10.24	26/05/2026	10.28	10.16	10.3	10.28	10.229	294@10.26	8999@10.30	---	---	157,751	687	1,613,696.86	2,097,145.32	9.25	11.7	50101010
103,423,291	0.570	---	0.4134	---	25/06/2025	28/08/2024	---	GEK TERNA (CR)	43.08	0.19	# 43	26/05/2026	43	42.92	43.36	43.08	43.071	185@43.06	500@43.14	---	---	236,720	2,624	10,195,662.20	4,455,475.38	25.28	43.44	50101010
597,396,677	2.48	0.25	0.4	---	21/07/2025	12/12/2001	---	PPC (CR)	21	-2.24	€ 21.48	26/05/2026	21.78	21	21.84	21	21.43	2177@20.98	2500@21.18	---	---	3,939,660	7,788	84,428,266.52	2,545,330.22	16.28	21.96	65101015
318,197,805	1.00	0.33	0.7862	0.6621	22/04/2026	07/02/2024	---	ATHENS INTL AIRPORT (CR)	10.19	1.09	# 10.08	26/05/2026	10.08	10	10.22	10.19	10.156	20@10.18	50@10.20	---	2025	99,716	683	1,012,684.50	3,242,435.63	9.6705	11.9882	50206060
914,715,153	1.00	0.3643	0.4442	0.221	10/11/2025	29/08/2018	---	NATIONAL BANK (CR)	15.12	2.44	# 14.76	26/05/2026	14.61	14.61	15.125	15.12	14.99	462@15.09	1887@15.13	---	---	2,082,490	7,235	31,216,882.79	3,830,493.11	12.06	16.005	30101010
27,728,682	0.260	(0.06)	0.065	---	14/07/2025	24/07/2024	---	EKTER SA (CR)	4.75	2.15	# 4.65	26/05/2026	4.685	4.67	4.76	4.75	4.721	1346@4.74	300@4.76	---	---	86,686	371	409,257.67	131,711.24	3.28	4.76	50101010
375,241,586	0.390	0.04	0.0901	---	26/06/2025	14/07/2006	---	ELVALHALCOR (CR)	5.12	0.99	# 5.07	26/05/2026	5.07	4.965	5.15	5.12	5.08	20@5.11	1994@5.12	---	---	240,100	1,315	1,219,728.74	1,921,236.92	3.21	5.63	55102015
348,192,005	0.040	---	---	0.5029	22/12/2025	24/03/2025	---	ELLAKTOR (CR)	1.432	0.56	# 1.424	26/05/2026	1.422	1.418	1.456	1.432	1.442	450@1										

Daily Official List

Year: 147 Trading Day No: 96

Section 2: Analytic Figures of Shares Transactions

Wednesday, 27 May, 2026

Number of Outstanding Securities	Nominal Value	Dividends [1]			Date of Last Coupon		Note	Shares	Closing price	% change	Previous closing price/date	Open price	Price min	Price max	Last price	Avg price	Last Bid [7]	Last Ask [7]	P/E after tax	Year	Volume	Trades	Transactions Value[8]	Company Mkt Value (thou. €)	Year low	Year high	Sector[4]	
2023	2024	2025	Dividend [2]	Right																								
63,700,000	0.780	0.2313	0.3139	0.3952	04/05/2026	13/06/2018	---	GR. SARANTIS S.A. (CR)	15.42	0.52 #	15.34	26/05/2026	15.28	15.18	15.42	15.42	15.3	1091@15.40	90@15.44	---	---	18,329	280	280,441.00	982,254.00	12.92	15.74	45201020
221,322,426	1.15	(0.1467)	(0.19)	---	23/06/2025	09/07/2025	---	OPTIMA BANK (CR)	10.65	-0.93 €	10.75	26/05/2026	10.75	10.6	10.95	10.65	10.754	1237@10.64	25@10.66	---	---	318,819	714	3,428,633.55	2,357,083.84	7.59	10.95	30101010
1,235,953,028	0.930	0.0632	---	---	10/07/2024	03/06/2025	---	PIRAEUS BANK (CR)	9.05	1.69 #	8.9	26/05/2026	8.9	8.9	9.09	9.05	9.037	100@9.04	1156@9.05	---	---	6,277,652	6,961	56,729,670.69	1,185,374.90	6.53	9.09	30101010
Main Market - Medium Liquidity Class																												
13,126,020	0.660	0.1376	0.1713	---	16/12/2025	04/09/2020	---	AS COMPANY SA (CR)	4.78	0.42 #	4.76	26/05/2026	4.765	4.73	4.81	4.78	4.766	80@4.77	449@4.78	---	---	21,082	67	100,479.42	62,742.38	3.62	4.9	40401030
14,000,000	1.95	0.26	0.5	---	24/06/2025	26/03/2024	---	ALPHA REAL ESTATE (CR)	7.32	-0.54 €	7.36	26/05/2026	7.34	7.3	7.42	7.32	7.381	8@7.32	20@7.34	---	---	7,956	82	58,722.56	102,480.00	6.94	7.58	35101015
3,150,744	0.360	0.563	0.5842	---	27/05/2025	02/06/2020	---	ALPHA TRUST HOLDINGS (CR)	19.95	0.25 #	19.9	26/05/2026	19.95	19.95	19.95	19.95	19.95	514@19.70	1405@20.00	---	---	400	2	7,980.00	62,857.34	11.9	20	30202010
243,164,193	0.300	0.07	0.07	---	12/09/2025	05/12/2023	---	ATTICA HOLDINGS (CR)	1.632	-0.49 €	1.64	26/05/2026	1.63	1.63	1.65	1.632	1.637	500@1.63	250@1.64	---	---	13,544	50	22,173.46	396,843.96	1.5	2.06	40501015
178,157,803	0.040	---	---	---	01/07/2008	21/02/2020	---	AVE (CR)	0.432	-0.46 €	0.434	26/05/2026	0.433	0.43	0.436	0.432	0.433	7@0.432	689@0.433	---	---	16,453	49	7,122.03	76,964.17	0.421	0.49	40301010
47,149,827	2.10	---	0.135	0.2	06/05/2026	27/12/2024	---	BRIQ PROPERTIES (CR)	3.03	---	3.03	26/05/2026	3.03	3.03	3.05	3.03	3.04	447@3.03	1000@3.05	---	---	31,051	46	94,382.63	142,863.98	2.86	3.16	35102000
101,123,806	0.360	---	---	---	22/07/2010	28/06/2011	---	CENTRIC HOLDINGS (CR)	0.3	-0.33 €	0.301	26/05/2026	0.301	0.297	0.305	0.3	0.301	2000@0.299	89500@0.300	---	---	735,959	251	221,228.75	30,337.14	0.276	0.42	40203040
784,500	10.00	0.5008	0.4	0.15	02/12/2025	31/07/2018	---	CNL CAPITAL (CR)	6.9	2.22 #	6.75	26/05/2026	6.7	6.7	6.95	6.9	6.803	230@6.80	200@6.95	---	2025	1,330	11	9,048.50	5,413.05	6.3	7.6	30202010
10,567,700	0.300	---	---	---	06/10/2005	13/02/2002	---	CPI SA (CR)	0.55	0.37 #	0.548	26/05/2026	0.534	0.534	0.55	0.55	0.537	500@0.518	4450@0.550	---	---	1,250	3	671.50	5,812.24	0.442	0.646	10102030
18,680,300	0.050	---	---	---	06/07/2022	---	---	DIMAND (CR)	12.9	0.39 #	12.85	26/05/2026	12.9	12.65	12.95	12.9	12.806	150@12.85	519@12.90	---	---	14,898	80	190,779.95	240,975.87	10.95	13.5	35101010
15,583,480	0.100	---	0.04	---	07/07/2025	02/02/2026	---	E.I.N.S. (CR)	1.982	5.88 #	1.872	26/05/2026	1.9	1.9	1.982	1.982	1.957	1000@1.97	500@1.98	---	---	251,992	429	493,181.06	30,886.46	1.38	2.115	50205020
60,348,000	0.420	0.2504	0.3025	---	23/06/2025	04/08/2021	---	EURONEXT ATHENS (CR)	7.38	1.10 #	7.3	26/05/2026	7.3	7.13	7.4	7.38	7.333	6630@7.30	5139@7.40	---	---	26,822	174	196,678.05	445,368.24	5.72	7.43	30202015
121,168,897	0.040	---	---	---	07/07/2010	16/01/2024	5160	FRIGOGLASS SA (CR)	0.384	1.59 #	0.378	26/05/2026	0.387	0.362	0.387	0.384	0.373	1568@0.370	946@0.384	---	2024	22,529	41	8,394.84	46,528.86	0.291	0.5	50204000
56,003,921	1.55	---	---	---	30/08/1993	29/01/2026	---	IDEAL HOLDINGS (CR)	6.9	---	6.9	26/05/2026	6.9	6.88	6.95	6.9	6.902	1435@6.89	1821@6.90	---	---	43,518	160	300,378.26	386,427.05	5.3	6.95	10102030
4,740,000	0.860	---	---	---	14/03/2003	---	---	LOGISMOS S.A. (CR)	2.1	---	2.1	26/05/2026	2.1	2.1	2.1	2.1	2.1	250@2.02	528@2.10	---	2025	260	1	546.00	9,954.00	1.96	2.58	10101015
17,120,280	0.940	0.12	0.3	---	26/05/2025	26/06/2023	---	LOULIS FOOD (CR)	3.83	---	3.83	26/05/2026	3.85	3.82	3.86	3.83	3.839	600@3.80	920@3.83	---	---	5,630	28	21,614.53	65,570.67	3.42	4.1	45102020
4,419,616	1.58	0.06	0.13	---	07/07/2025	04/03/2015	---	MEDICON S.A. (CR)	2.64	-1.49 €	2.68	26/05/2026	2.64	2.64	2.64	2.64	2.64	60@2.59	2100@2.61	---	---	20	1	52.80	11,667.79	2.32	2.75	20102010
468,700	2.8	2.4	---	---	12/06/2025	21/05/2004	---	MERMEREN KOMB. A.D. PR. (GDR)	33	3.13 #	32	26/05/2026	33	33	33	33	33	31@31.00	878@33.00	---	2025	27	1	891.00	15,467.10	30.2	36.2	55102000
10,500,000	0.950	0.15	0.25	---	04/07/2025	21/07/2023	---	MEVACO SA (CR)	8.5	-0.70 €	8.56	26/05/2026	8.36	8.32	8.5	8.5	8.388	100@8.42	189@8.50	---	2025	3,545	36	29,734.18	89,250.00	8.2	9.85	55102015
31,400,000	0.400	---	---	---	26/04/2007	10/05/2023	---	MIG (CR)	3.26	-2.25 €	3.335	26/05/2026	3.29	3.26	3.38	3.26	3.306	500@3.23	619@3.26	---	---	10,514	129	34,763.99	102,364.00	2.82	3.85	30202000
153,908,095	0.870	0.0229	0.0248	0.0303	15/05/2026	02/08/2024	---	ORILINA PROPERTIES REIC (CR)	0.844	1.20 #	0.834	26/05/2026	0.84	0.838	0.854	0.844	0.843	5000@0.830	279@0.844	---	---	16,126	55	13,593.11	129,898.43	0.77	0.888	35102000
14,101,683	0.100	0.0526	0.1091	---	03/06/2025	02/11/2021	---	PERFORMANCE TECHNOLOGIES (CR)	9.59	1.05 #	9.49	26/05/2026	9.55	9.49	9.66	9.64	9.608	35@9.51	100@9.59	---	---	37,364	75	358,976.44	135,235.14	6.62	9.69	10101010
107,222,688	0.440	0.22	0.3	---	23/06/2025	16/03/2022	---	QUEST HOLDINGS (CR)	7.55	1.07 #	7.47	26/05/2026	7.5	7.45	7.58	7.55	7.498	250@7.48	1147@7.55	---	---	28,335	133	212,445.15	809,531.29	6.07	7.58	10101010
30,703,824	0.400	0.04	0.0509	---	19/08/2025	06/08/2021	---	REAL CONSULTING (CR)	6.48	1.25 #	6.4	26/05/2026	6.42	6.34	6.58	6.48	6.415	670@6.32	2618@6.48	---	---	40,681	76	260,987.78	198,960.78	4.95	6.7	10101010
6,456,530	1.08	0.16	0.15	---	21/07/2025	02/08/2010	---	SPACE HELLAS SA (CR)	6.44	-1.23 €	6.52	26/05/2026	6.52	6.3	6.52	6.44	6.408	48@6.44	102@6.52	---	---	7,022	46	44,996.46	41,580.05	5.92	8.48	15101010
121,750,863	1.60	0.08	0.1	0.0651	30/12/2025	10/11/2023	---	TRADE ESTATES REIC (CR)	2.055	0.24 #	2.05	26/05/2026	2.05	2	2.085	2.06	2.034	12500@2.04	2050@2.06	---	---	140,186	133	285,107.59	250,198.02	1.81	2.085	35102045
17,513,933	0.300	---	---	---	16/11/1992	09/10/2025	---	UNIBIOS (CR)	2.55	-1.92 €	2.6	26/05/2026	2.56	2.48	2.59	2.55	2.523	750@2.54	497@2.55	---	---	83,930	311	211,737.67	44,660.53	2.13	2.97	50204000
37,975,800	0.600	---	---	---	10/09/2019	01/04/2026	---	YKNOT (CR)	1.385	-2.12 €	1.415	26/05/2026	1.44	1.385	1.44	1.385	1.418	1100@1.38	4300@1.41	---	---	262,747	220	372,526.46	52,596.48	0.7326	1.7394	40501015
32,413,681	0.370	---	---	---	15/07/2009	11/05/2000	---	ALUMIL (CR)	5.84	-0.85 €	5.89	26/05/2026	5.94	5.83	5.99	5.84	5.891	366@5.84	200@5.89	---	---	31,497	140	185,549.36	189,295.90	5	6.88	55102035
3,734,164	3.44	0.4954	0.5896	0.4204	25/05/2026	19/07/2022	---	ANDROMEDA SA (CR)	8.32	2.72 #	8.1	26/05/2026	8.14	8.1	8.34	8.32	8.173	100@8.10	64@8.32	---	2025	9,960	77	81,399.50	31,068.24	7.58	9.1	30204000
23,986,500	1.00	---	---	---	26/06/2009	25/08/2025	---	BIOKARPET S.A.(CR)	1.686	0.84 #	1.672	26/05/2026	1.69	1.68	1.712	1.686	1.693	500@1.68	979@1.70	---	---	15,417	55	26,095.06	40,441.24	1.45	2.06	50101035
6,325,000	0.600	0.145	0.07	---	28/07/2025	17/02/2014	---	VOYATZOGLOU (CR)	2.06	-0.96 €	2.08	26/05/2026	2.09	2.02	2.09	2.06	2.063	90@2.04	133@2.07	---	---	2,083	16	4,297.72	13,029.50	1.96	2.44	50205010
24,060,000	0.300	0.075	0.075	---	17/06/2025	01/07/2019	---	GEN. COMMERCIAL & IND.SA (CR)	2.38	0.42 #	2.37	26/05/2026	2.33	2.32	2.39	2.3												

Daily Official List

Year: 147 Trading Day No: 96

Section 2: Analytic Figures of Shares Transactions

Wednesday, 27 May, 2026

Number of Outstanding Securities	Nominal Value	Dividends [1]			Date of Last Coupon		Note	Shares	Closing price	% change	Previous closing price/date	Open price	Price min	Price max	Last price	Avg price	Last Bid [7]	Last Ask [7]	P/E after tax	Year	Volume	Trades	Transactions Value[8]	Company Mkt Value (thou. €)	Year low	Year high	Sector[4]		
		2023	2024	2025	Dividend [2]	Right																							
34,720,000	0.310	---	---	---	16/06/2010	01/08/2007	---	DROMEAS SA (CR)	0.31	0.65 #	0.308	26/05/2026	0.31	0.304	0.31	0.31	0.308	100@0.306	45@0.312	---	---	7,966	25	2,452.96	10,763.20	0.295	0.39	40202015	
13,673,200	0.420	0.05	0.05	---	19/08/2025	26/07/2001	---	EVROFARMA (CR)	3.89	---	3.89	26/05/2026	3.96	3.79	3.96	3.89	3.873	120@3.80	96@3.89	---	---	1,583	46	6,130.82	53,188.75	3.02	4.07	45102020	
18,146,007	1.00	---	---	---	23/08/2023	10/09/2010	---	ELASTRON (CR)	2.53	2.43 #	2.47	26/05/2026	2.5	2.46	2.55	2.53	2.51	10@2.50	1793@2.54	---	---	47,981	97	120,418.48	45,909.40	2.02	2.65	55102010	
23,828,130	0.500	0.108	0.1366	---	14/07/2025	17/02/2009	---	ELINOIL S.A. (CR)	2.14	1.91 #	2.1	26/05/2026	2.1	2.07	2.16	2.14	2.111	119@2.10	1839@2.14	---	---	12,519	47	26,427.71	50,992.20	2.07	2.59	60101020	
19,864,886	5.60	0.672	0.672	0.672	23/04/2026	02/07/2008	---	BANK OF GREECE (CR)	14.85	0.34 #	14.8	26/05/2026	14.8	14.75	14.85	14.85	14.797	3@14.80	629@14.85	---	2025	5,666	64	83,837.15	294,993.56	14.55	17.5	30101010	
26,730,187	0.520	---	0.07	---	09/07/2025	01/08/2017	---	ELTON SA (CR)	1.91	4.37 #	1.83	26/05/2026	1.825	1.825	1.97	1.91	1.744	2030@1.91	1000@1.93	---	---	279,831	252	488,045.73	51,054.66	1.62	2.22	50205010	
36,300,000	1.12	0.0276	0.055	---	01/07/2025	12/12/2007	---	THESSALONIKA WATER & SEWERAGE	4.435	1.60 #	4.365	26/05/2026	4.42	4.41	4.485	4.435	4.453	671@4.43	436@4.44	---	---	122,376	303	544,897.87	160,990.50	3.4	4.485	65102030	
143,352,325	0.260	---	---	---	29/08/2022	28/04/2025	---	EVROPI HOLDINGS S.A. (CR)	2.07	0.49 #	2.06	26/05/2026	2.08	2.06	2.1	2.07	2.077	1500@2.07	899@2.08	---	---	84,268	89	175,020.48	296,739.31	1.77	2.34	30302025	
86,735,980	0.310	0.02	---	---	22/07/2024	07/09/2023	---	ATHENS MEDICAL CENTER SA (CR)	1.795	---	1.795	26/05/2026	1.815	1.755	1.815	1.795	1.779	284@1.77	447@1.80	---	---	3,208	24	5,708.55	155,691.08	1.565	2.07	20101010	
114,320,400	0.100	---	---	---	26/11/2021	05/08/2019	---	IKTINOS HELLAS SA (CR)	0.3695	3.50 #	0.357	26/05/2026	0.363	0.363	0.376	0.3695	0.368	2500@0.366	6634@0.370	---	---	152,873	123	56,326.01	42,241.39	0.302	0.4535	50101035	
14,111,198	0.450	(0.0133)	0.07	---	31/07/2025	09/01/2025	---	ILYDA S.A. (CR)	4.295	0.12 #	4.29	26/05/2026	4.27	4.27	4.35	4.295	4.286	100@4.22	765@4.30	---	2025	13,381	62	57,350.85	60,607.60	3.74	5.52	10101015	
3,417,600	0.100	0.016	---	---	04/07/2024	02/04/2024	---	INTERWOOD-XYLEMPORIA (PR)	0.418	2.45 #	0.408	26/05/2026	0.444	0.408	0.444	0.42	0.411	870@0.408	3920@0.418	---	---	2,578	11	1,059.89	14,100.01	0.4	0.76	50101020	
45,417,399	0.100	---	---	---	25/07/2008	02/04/2024	---	INTERWOOD-XYLEMPORIA (CR)	0.279	0.72 #	0.277	26/05/2026	0.28	0.276	0.28	0.276	0.279	400@0.275	300@0.277	---	---	20,518	14	5,714.57	14,100.01	0.201	0.295	50101020	
18,567,912	0.590	0.16	0.201	---	02/07/2025	26/01/2021	---	INTERLIFE G.C.I.(CR)	6.8	1.49 #	6.7	26/05/2026	6.76	6.74	6.9	6.8	6.842	405@6.78	624@6.82	---	2025	9,278	60	63,484.46	126,261.80	5.56	7	30302025	
8,424,900	0.500	---	---	---	12/07/2010	04/07/2019	---	INTERTECH SA (CR)	1.53	-0.97 €	1.545	26/05/2026	1.5	1.5	1.54	1.53	1.51	500@1.43	384@1.53	---	2025	2,428	13	3,666.10	12,890.10	0.99	1.615	50205010	
2,760,000	11.83	12.4	14	---	30/05/2025	16/07/1990	---	KARELIA (CR)	4.22	-0.47 €	4.24	26/05/2026	4.24	4.16	4.25	4.24	4.22	202	1@420.00	40@424.00	---	---	337	59	142,282.00	1,164,720.00	354	434	45103010
19,804,134	0.150	---	---	---	01/07/2004	06/11/2017	---	KEKROPS SA (CR)	2.07	0.49 #	2.06	26/05/2026	2.09	2	2.09	2.07	2.056	135@2.02	509@2.07	---	2025	18,061	68	37,134.35	40,994.56	1.53	2.35	35101010	
11,510,102	0.890	---	---	---	24/06/2005	06/10/1999	---	NAFPAKTOS TEXTILE (CR)	1.245	-1.58 €	1.265	26/05/2026	1.245	1.245	1.275	1.245	1.253	23@1.25	500@1.25	---	---	3,900	17	4,887.20	14,330.08	1.175	1.69	55101020	
21,224,340	0.420	---	---	---	06/09/2022	25/04/2006	---	KORDELLOS BROS SA (CR)	0.447	1.13 #	0.442	26/05/2026	0.42	0.42	0.45	0.447	0.439	2998@0.430	140@0.447	---	2025	17,626	51	7,742.36	9,487.28	0.366	0.554	55102010	
33,065,136	0.380	0.3506	0.4007	---	21/08/2025	16/09/2013	---	KRI-KRI S.A. (CR)	24.9	1.63 #	24.5	26/05/2026	24.25	24	24.9	24.9	24.458	1@24.60	200@25.00	---	2025	12,887	115	315,184.90	823,321.89	19.18	26.15	45102020	
6,200,000	0.500	---	---	---	22/06/2010	01/11/1995	---	MINERVA KNITWEAR (CR)	0.56	-0.88 €	0.565	26/05/2026	0.555	0.545	0.565	0.55	0.561	998@0.550	250@0.585	---	---	1,952	8	1,094.85	3,472.00	0.473	0.772	40204020	
5,939,268	0.620	---	---	---	10/07/2003	03/01/2002	---	LANAKAM SA (CR)	1.385	-3.15 €	1.43	26/05/2026	1.49	1.35	1.49	1.42	1.386	200@1.36	468@1.40	---	---	1,016	24	1,408.53	8,225.89	0.96	1.67	40401020	
9,819,370	0.500	---	---	---	14/08/2007	09/01/2004	---	MATHIOS REFRACTORY SA (CR)	0.705	5.22 #	0.67	26/05/2026	0.695	0.685	0.72	0.685	0.705	55@0.680	100@0.705	---	---	2,148	15	1,513.84	6,922.66	0.59	0.97	55101000	
30,150,000	0.360	0.122	0.1335	---	17/06/2025	25/04/2019	---	MOTODYNAMICS S.A. (CR)	2.55	1.19 #	2.52	26/05/2026	2.52	2.52	2.55	2.55	2.542	990@2.53	50@2.58	---	---	17,324	51	44,041.26	76,882.50	2.23	2.7	40401030	
126,431,958	2.50	0.025	0.043	---	03/06/2025	05/06/2024	---	NOVAL PROPERTY REIC (CR)	2.63	0.77 #	2.61	26/05/2026	2.57	2.57	2.64	2.63	2.628	2000@2.61	4463@2.65	---	2025	11,126	49	29,240.66	332,516.05	2.51	2.92	35102045	
10,080,000	3.00	1.3	2	2.2	14/05/2026	27/08/2001	---	TPA SA (CR)	37	---	37	26/05/2026	37	37	37	37	37	33@36.90	500@37.20	---	---	3,714	27	137,418.00	372,960.00	33.2	40.2	50206060	
25,000,000	2.00	1.336	1.92	---	04/08/2025	08/08/2003	---	P.P.A. S.A. (CR)	38.35	0.92 #	38	26/05/2026	38.05	37.8	38.4	38.35	38.026	1370@38.35	272@38.40	---	2025	4,214	152	160,241.81	958,750.00	35.4	41.1	50206060	
68,926,799	0.240	---	---	---	07/07/2023	---	---	ONYX TOURISTIKI S.A. (CR)	1.56	-1.64 €	1.586	26/05/2026	1.596	1.496	1.622	1.56	1.524	1500@1.55	315@1.57	---	---	230,955	317	351,974.43	107,525.81	1.33	2.22	40401020	
4,971,466	1.46	---	---	---	04/07/2007	08/10/2003	---	PAIRIS SA (CR)	0.828	3.76 #	0.798	26/05/2026	0.828	0.828	0.828	0.828	0.828	180@0.760	78@0.828	---	---	33	2	27.32	4,116.37	0.6	0.984	50203030	
27,098,594	0.540	0.0702	0.0605	0.0909	21/04/2026	14/01/2021	---	PAPOUTSANIS (CR)	3.38	---	3.38	26/05/2026	3.41	3.38	3.45	3.38	3.408	3@3.40	100@3.41	---	2025	11,938	92	40,689.89	91,593.25	3.32	4.06	45201020	
7,070,400	0.930	0.8645	0.3242	---	11/07/2025	06/05/2016	---	PETROPOULOS PETROS (CR)	7.98	-0.75 €	8.04	26/05/2026	8.04	7.9	8.04	7.98	7.996	39@7.98	2@8.04	---	---	4,647	34	37,158.54	56,421.79	7.58	8.98	50206015	
43,741,452	0.660	0.2388	0.2391	0.07	19/01/2026	01/11/1999	---	THRACE PLASTICS SA (CR)	4.11	-0.72 €	4.14	26/05/2026	4.14	4.1	4.18	4.11	4.138	1371@4.11	500@4.14	---	---	38,960	223	161,214.04	179,777.37	3.55	4.535	50203015	
21,912,599	0.300	0.0485	0.0483	0.049	26/05/2026	23/02/2007	---	REVOIL (CR)	1.585	-2.46 €	1.625	26/05/2026	1.62	1.585	1.62	1.585	1.599	4719@1.59	7420@1.60	---	---	24,825	50	39,704.92	34,731.47	1.535	1.86	60101020	
13,582,223	1.35	---	---	---	24/06/2008	02/02/2016	---	SIDMA STEEL (CR)	1.895	8.29 #	1.75	26/05/2026	1.73	1.73	1.93	1.895	1.889	5@1.90	500@1.92	---	---	15,945	68	30,119.25	25,738.31	1.455	2.12	55102010	
40,693,350	5.00	---	---	---	03/07/2006	26/05/2015	---	TECHNICAL OLYMPIC SA (CR)	2.41	-0.82 €	2.43	26/05/2026	2.42	2.38	2.42	2.41	2.396	2373@2.38	299@2.42	---	---	22,670	76	54,324.54	98,070.97	2.12	2.61	50206030	
3,048,000	0.300	---	---	---	06/07/2007	01/06/2021	---	TZIRAKIAN PROFIL (CR)	1.935	-0.26 €	1.94	26/05/2026	1.965	1.89</															

Number of Outstanding Securities	Nominal Value	Dividends [1]			Date of Last Coupon		Note	Shares	Closing price	% change	Previous closing price/date	Open price	Price min	Price max	Last price	Avg price	Last Bid [7]	Last Ask [7]	P/E after tax	Year	Volume	Trades	Transactions Value[8]	Company Mkt Value (thou. €)	Year low	Year high	Sector[4]		
		2023	2024	2025	Dividend [2]	Right																							
11,943,624	0.540	0.15	0.165	---	01/07/2025	30/08/2019	---	FLEXOPACK SA (CR)	8.2	---	↘	8.2	26/05/2026	8.2	8.2	8.2	8.2	280@7.80	115@8.20	---	---	35	1	287.00	97,937.72	7.4	8.6	50203030	
394,737,498	0.500	0.02	0.03	0.04	26/03/2026	28/12/2023	---	TRASTOR REAL EST. INV. CO.(CR)	0.972	-1.02	€	0.982	26/05/2026	0.986	0.972	0.986	0.972	0.9814017@0.972	5155@0.980	---	2025	389,471	677	381,809.72	383,684.85	0.972	1.42	35102000	
15,300,000	0.300	---	0.01	---	09/10/2025	13/12/1999	---	ATTICA PUBLICATIONS SA (CR)	1.27	0.39	#	1.265	26/05/2026	1.265	1.24	1.29	1.245	1.272	138@1.25	125@1.27	---	---	1,755	22	2,232.88	19,431.00	1.17	1.44	40301030
18,810,000	0.400	0.0381	0.0591	---	20/10/2025	14/11/2007	---	VARVERIS - MODA BAGNO SA (CR)	6.84	-0.29	€	6.86	26/05/2026	6.74	6.64	6.84	6.84	6.75	50@6.72	179@6.84	---	---	3,955	36	26,695.80	128,660.40	5.16	7.06	40401025
3,307,500	0.210	0.4	0.4	---	23/10/2025	30/11/2022	---	ELVE SA (CR)	5.85	0.86	#	5.8	26/05/2026	5.8	5.75	5.85	5.85	5.787	187@5.80	2@5.85	---	2025	561	5	3,246.70	19,348.88	5	6.15	40204020
21,364,000	1.12	---	---	---	21/08/2023	08/03/2023	---	LAMPASA HOTEL SA (CR)	47	0.86	#	46.6	26/05/2026	46.6	46	47.4	47.4	46.404	136@47.40	50@48.80	---	---	414	13	19,211.20	1,004,108.00	42.2	48.4	40501025
38,566,614	0.500	---	---	---	21/07/2008	07/07/2025	---	MOUZAKIS (CR)	0.484	---	↘	0.484	26/05/2026	0.48	0.48	0.48	0.48	0.48	900@0.480	---	---	---	50	1	24.00	18,666.24	0.48	0.69	55101020
42,500,000	1.00	0.0383	0.0538	0.3714	06/05/2026	13/09/2023	---	MPLE KEDROS (CR)	4.42	---	↘	4.42	26/05/2026	4.42	4.41	4.42	4.42	4.42	99@4.41	200@4.43	---	---	2,003	16	8,853.25	187,850.00	4.23	4.51	35102000
6,340,000	0.600	0.2	0.23	0.23	09/12/2025	11/01/2024	---	NAKAS MUSIC	3.4	-1.16	€	3.44	26/05/2026	3.42	3.4	3.42	3.4	3.401	8@3.40	30@3.48	---	---	1,098	12	3,734.16	21,556.00	3.24	3.92	40401030
27,379,200	0.980	0.5001	0.52	---	25/08/2025	29/08/2022	---	CRETE PLASTICS SA (CR)	15.9	1.92	#	15.6	26/05/2026	16	15.1	16	15.5	15.945	129@15.50	95@15.90	---	---	130	11	2,072.90	435,329.28	13.2	16	50203015
255,494,534	2.71	0.247	0.705	0.216	15/12/2025	30/09/2021	---	PRODEA (CR)	5.7	---	↘	5.7	26/05/2026	5.7	5.65	5.7	5.7	5.68	2217@5.65	10845@5.70	---	---	7,042	21	40,000.05	1,456,318.84	5.2	6.5	35102000
4,181,450	0.500	---	---	---	21/08/2000	05/03/2002	---	FLOUR MILLS SARANTOPOULOS SA	1.48	---	↘	1.48	26/05/2026	---	---	---	---	---	---	700@1.50	---	---	---	---	---	6,188.55	1.12	1.74	45102020

Exchange Traded Funds (ETFs)

1,405,078	---	---	---	---	15/06/2016	---	---	ALPHA ETF FTSE Athex Large Cap	61.35	1.59	#	60.39	26/05/2026	61	60.67	61.4	61.35	61.144	162@61.00	500@61.28	---	---	2,589	97	158,301.51	---	51.03	66.71	12003
-----------	-----	-----	-----	-----	------------	-----	-----	--------------------------------	-------	------	---	-------	------------	----	-------	------	-------	--------	-----------	-----------	-----	-----	-------	----	------------	-----	-------	-------	-------

Surveillance

8,321,682	0.670	---	---	---	17/08/2007	23/11/1999	---	N. LEVENTERIS (CR)	0.278	---	↘	0.278	26/05/2026	---	---	---	---	---	---	11617@0.278	---	2025	---	---	---	2,708.80	0.252	0.32	55102010
2,160,524	0.670	---	---	---	03/12/2018	23/11/1999	---	N. LEVENTERIS (PR)	0.183	---	↘	0.183	26/05/2026	---	---	---	---	1000@0.165	1374@0.185	---	2025	---	---	---	---	2,708.80	0.165	0.2	55102010
24,319,250	0.300	---	---	---	09/07/2002	04/07/2007	5165	PRODEFTIKH SA (CR)	0.222	1.83	#	0.218	26/05/2026	0.22	0.22	0.222	0.222	0.221	3875@0.222	3500@0.224	---	---	6,500	7	1,437.00	5,398.87	0.216	0.5	50101010

Suspension Status

13,191,620	0.620	---	---	---	04/08/2010	09/09/2002	5232	YALCO - CONSTANTINOU (CR)	0.16	---	↘	0.16	30/05/2025	---	---	---	---	---	---	26032@0.162	---	---	---	---	---	2,110.66	0.16	0.16	40202020
17,579,754	4.16	---	---	---	18/08/2006	02/08/2010	---	BIOTER SA (CR)	0.206	---	↘	0.206	30/05/2025	---	---	---	---	---	---	---	---	---	---	---	---	3,621.43	0.206	0.206	50101010
3,961,300	1.28	---	---	---	29/06/2004	03/08/2000	5248	DUROS SA (CR)	0.25	---	↘	0.25	24/04/2023	---	---	---	---	---	---	---	---	---	---	---	---	990.33	0.25	0.25	40204020
15,842,391	1.51	---	---	---	15/07/2009	12/05/2000	5141	BITROS HOLDING SA (CR)	0.51	---	↘	0.51	30/05/2025	---	---	---	---	---	---	---	---	---	---	---	---	8,079.62	0.51	0.51	55102010
28,438,268	0.070	---	---	---	21/08/2006	24/11/1999	5253	SPIROY AGRICULTURE SA (CR)	0.138	---	↘	0.138	30/05/2025	---	---	---	---	---	---	---	---	---	---	---	---	3,924.48	0.138	0.138	45102010

Shares' Notes

Code	Note text
()	- Adjusted dividends.
*	- Last adjusted closing price.
[1]	- Net dividends.
[2]	- The "Date of Last Coupon" for New listings refers to the date company's stocks started to trade in Athex
[3]	- The Company Market Value is referred to the number of outstanding shares
[4]	- Sectors codification can be found in Appendix A
[5]	- The Market Value refers to the total number of shares listed (including their several classes) in the exchange by the company.
[6]	- P/E greater than 100
[7]	- Last view of the Order Book before the end of the trading session
[8]	- All Blocks Methods' Transactions Value are included.
5141	- Transfer to the Surveillance Category as of 10/05/2017.
5160	- Transfer to the Surveillance Category as of 15/04/2016.
5165	- Transfer to the Surveillance Category as of 15/02/2018.
5193	- Transfer to the Surveillance Category as of 25/10/2018.
5232	- Transfer to the Under Surveillance Category from 08/04/2011.
5248	- Transfer to the Surveillance Category as of 06/09/20116.
5253	- Transfer to the Surveillance Category as of 14/5/2021.

Securities Blocks Details

Securities	Block Volume	Price	Block Trade Value	Time of approval	Note
AEGEAN AIRLINES (CR)	678	11.52	7,811.64	10:31:38	14
P.P.A. S.A. (CR)	807	37.32	30,113.61	10:35:49	14
OPTIMA BANK (CR)	71,408	10.90	778,347.20	10:38:47	20
PPC (CR)	78,700	21.82	1,717,234.00	10:39:06	20
PPC (CR)	44,772	21.80	976,029.60	10:40:42	20
PPC (CR)	41,426	21.58	893,973.08	10:44:20	20
ALPHA BANK (CR)	139,253	3.81	530,971.69	10:55:45	20
OPTIMA BANK (CR)	54,281	10.81	586,777.61	10:57:39	20
PPC (CR)	148,000	21.42	3,170,160.00	11:11:10	20
ADMIE (IPTO) HOLDING S.A. (CR)	1,843	4.01	7,390.43	11:12:51	18
ALPHA BANK (CR)	250,000	3.85	961,750.00	11:57:41	20
ALPHA BANK (CR)	250,000	3.85	961,750.00	12:06:43	20
EUROBANK (CR)	150,000	3.97	595,500.00	12:08:04	20
Allwyn AG (CR)	20,000	12.02	240,372.00	12:09:39	14
ELTON SA (CR)	200,000	1.68	336,000.00	12:12:04	20
TITAN (CB)	2,867	47.22	135,384.33	13:45:36	14
TITAN (CB)	1,410	47.22	66,582.46	13:46:37	14
TITAN (CB)	12	47.22	566.66	13:47:24	14
PIRAEUS BANK (CR)	70,000	9.08	635,320.00	14:52:24	20
Allwyn AG (CR)	50,000	12.68	634,000.00	14:54:19	20
BANK OF CYPRUS (CR)	36,609	9.36	342,660.24	14:55:06	20
BANK OF CYPRUS (CR)	63,391	9.36	593,339.76	14:56:15	20
Allwyn AG (CR)	38,652	12.74	492,426.48	15:26:18	20
OPTIMA BANK (CR)	20,000	10.40	207,942.00	15:38:01	14
PPC (CR)	45,000	21.50	967,500.00	15:48:53	20
ALPHA BANK (CR)	300,000	3.88	1,162,800.00	16:02:55	20
BANK OF CYPRUS (CR)	50,000	9.44	471,750.00	16:06:19	20
PIRAEUS BANK (CR)	100,000	9.05	905,000.00	16:09:33	20
NATIONAL BANK (CR)	60,000	15.08	904,500.00	16:12:48	20
PPC (CR)	75,000	21.42	1,606,500.00	16:14:35	20
PPC (CR)	67,480	21.44	1,446,771.20	16:27:48	20
PIRAEUS BANK (CR)	600,000	9.05	5,431,200.00	16:43:39	20
ALPHA BANK (CR)	200,000	3.88	775,000.00	16:49:52	20
PIRAEUS BANK (CR)	428,000	9.04	3,869,120.00	16:54:00	20
PPC (CR)	266,141	21.56	5,737,999.96	16:58:32	20
ATHENS INTL AIRPORT (CR)	24,053	10.17	244,619.01	17:10:40	20

Blocks Notes

- 9 - Method 6-1 / Special Fees
- 10 - Method 6-1 / Special Fees, SDS
- 14 - Method 6-3 / Settlement, Incomplete Buy and Sell
- 18 - Method 6-2 / SPOT 1
- 19 - Method 6-2 / SPOT 2
- 20 - Method 6-1 and Method 6-1 Same Day Settlement
- 21 - Other Pre-agreed

Shares Rights Details

Occured date	Exercise from	Exercise until	Trading until	Rights	Price min	Price max	Closing price	Last Bid	Last Ask	Volume	Trades	Transactions Value
--------------	---------------	----------------	---------------	--------	-----------	-----------	---------------	----------	----------	--------	--------	--------------------

No Rights Transactions.

Forced Sales Details

Securities	Category of Security	Transactions Volume	Number of Trades	Transactions Value	Note
No Forced Transactions.					

Forced Sales Notes

- 1 - Compulsory Public Forced Sales
- 2 - Forced Sales of Fixed Registered Shares
- 3 - Forced Sales of Remaining Fractional Shares

Exchange Traded Funds (ETFs) Characteristics

	Transactions Date (T)	Creation / Redemption	Units (T-1)	New Units (T-1)	Redemption Units (T-1)	Units (T) [1]	Fund Assets [2]	Net Unit Price	Dividend per Unit	Dividend Date
ALPHA ETF FTSE Athex Large Cap	27/05/2026	5,000	1,405,078	---	---	1,405,078	84,853,790.00	60.3908	1.15	01/07/2025

ETFs Notes

[1] - Units (T) = Units (T-1) + New Units (T-1) - Redemption Units (T-1)

[2] - The Creation / Redemption Units of T-1 are included.

Non Convertible Corporate Bonds - Regulated Market

Num Listed Bonds	Nominal price	Issue price	Today's Rate	Exp. Date	Duration (years)	Note	Coupon		Trading Unit	Corporate Bonds	Accrued Int.	Yield.T.Mat	Price min	Price max	Closing price	Previous closing price/date	Volume	Transactions Value	Last order		Date	ear min	Year max	
							Common	Preferred											Price	Buy / Sell				
250,000	1,000.00	1,000.00	3.75	25/02/2033	7	---	1	---	1	CAPITAL CLEAN ENERGY CARRIERS CORP. (Non Convert)	9.6875	4.0610	98.0000	98.2500	98.1250	97.8000	26/05/2026	10,000	9,909.38	97.8200	B	27/05/2026	95.0002	99.9895
320,000	1,000.00	1,000.00	3.40	21/07/2027	7	---	12	---	1	LAMDA DEVELOPMENT S.A. (Non Convertible)	12.0889	3.3050	99.2501	99.8000	99.3581	99.4750	26/05/2026	25,000	25,141.74	99.0510	B	27/05/2026	97.5000	100.0000
200,000	1,000.00	1,000.00	1.90	23/03/2028	7	---	11	---	1	MOTOR OIL CORINTH REFINERIES SA (Non Convertible)	3.5361	3.4720	96.5500	96.7000	96.6642	96.8290	26/05/2026	135,000	130,888.97	96.6201	B	27/05/2026	95.0000	98.0000
150,000	1,000.00	1,000.00	2.60	22/10/2026	7	---	14	---	1	TERNA ENERGY FINANCE S.A. (Non Convertible)	2.6722	3.0540	99.6000	99.6000	99.6000	99.4790	26/05/2026	40,000	39,946.89	99.5000	B	27/05/2026	98.4189	99.9552
100,000	1,000.00	1,000.00	2.80	25/01/2027	5	---	9	---	1	PREMIA S.A. (Non Convertible)	9.5667	3.8310	99.0100	99.0200	99.0114	99.0010	26/05/2026	71,000	70,977.33	99.0100	B	27/05/2026	97.7000	99.5000
500,000	1,000.00	1,000.00	4.00	10/07/2030	7	---	6	---	1	METLEN ENERGY & METALS S.A. (Non Convertible)	15.2222	3.6150	99.6600	100.2990	99.8638	99.7000	26/05/2026	145,000	147,009.69	100.0000	B	27/05/2026	98.3000	101.4000
99,697	1,000.00	1,000.00	5.50	15/12/2028	5	---	5	---	1	IDEAL HOLDINGS S.A. (Non Convertible)	25.2083	3.7220	102.0000	103.0000	103.0000	102.9470	26/05/2026	47,000	49,285.79	102.7000	B	27/05/2026	101.4645	104.1000
500,000	1,000.00	1,000.00	3.80	18/11/2032	7	---	2	---	1	LAMDA DEVELOPMENT S.A. (Non convertible)	1.1611	4.1620	97.2000	98.0000	97.7000	98.0000	26/05/2026	168,000	164,342.27	97.2000	B	27/05/2026	96.6500	99.9999
140,000	1,000.00	1,000.00	4.70	15/12/2030	5	---	1	---	1	AKTOR S.A. (Non convertible)	21.5417	4.1910	101.5500	102.9995	101.6238	102.0000	26/05/2026	63,000	65,408.92	101.4300	B	27/05/2026	100.6000	103.4900
500,000	1,000.00	1,000.00	2.75	03/07/2027	7	---	12	---	1	GEK TERNA S.A. (Non Convertible)	11.0000	3.3900	98.6500	99.0000	98.7113	98.6000	26/05/2026	130,000	129,754.70	98.6500	B	27/05/2026	97.7500	99.5000
150,000	1,000.00	1,000.00	4.10	08/04/2033	7	---	1	---	1	PREMIA REIC (Non Convertible)	5.8083	4.3910	97.8360	98.5000	98.3150	98.5000	26/05/2026	12,000	11,828.09	98.3150	B	27/05/2026	98.1200	100.3700
250,000	1,000.00	1,000.00	3.70	04/07/2032	7	---	2	---	1	AEGEAN AIRLINES S.A. (Non Convertible)	14.8000	3.7370	98.4501	99.9971	99.1827	99.3630	26/05/2026	50,000	50,331.33	98.9100	B	27/05/2026	98.0875	102.0999
300,000	1,000.00	1,000.00	2.30	20/07/2028	7	---	10	---	1	PRODEA REIC S.A.(Non Convertible)	8.2417	2.7870	98.3100	98.4900	98.3501	98.5000	26/05/2026	174,000	172,536.67	98.3251	B	27/05/2026	95.0000	99.9510
250,000	1,000.00	1,000.00	2.45	16/11/2028	7	---	10	---	1	ELVALHALCOR S.A. (Non Convertible)	0.7486	3.5270	96.5000	96.6000	96.6000	96.7000	26/05/2026	43,000	41,562.19	96.5400	B	27/05/2026	94.9873	99.0000
120,000	1,000.00	1,000.00	2.65	06/12/2028	7	---	9	---	1	NOVAL PROPERTY REIC (Non Convertible)	12.6611	3.6400	96.5000	96.6500	96.6500	96.8000	26/05/2026	54,000	52,826.20	96.6000	B	27/05/2026	95.0000	99.9900
300,000	1,000.00	1,000.00	2.30	14/12/2028	7	---	9	---	1	GEK TERNA S.A. (Non Convertible)	10.5417	3.5300	96.0500	96.6500	96.2138	96.7000	26/05/2026	63,000	61,278.82	96.1000	B	27/05/2026	95.0000	97.2100
100,000	1,000.00	1,000.00	2.95	11/02/2027	5	---	9	---	1	SAFE BULKERS PARTICIPATIONS PLC (Non Convertible)	8.7681	4.0030	98.9000	98.9000	98.9000	98.8400	26/05/2026	6,000	5,986.61	98.5500	B	27/05/2026	97.4470	99.9201
100,000	1,000.00	1,000.00	4.40	26/07/2029	7	---	8	---	1	CPLP SHIPPING HOLDINGS PLC (Non Convertible)	15.0333	3.7570	100.0000	100.0000	100.0000	100.0000	26/05/2026	7,000	7,105.23	99.9500	B	27/05/2026	99.9297	102.8500
200,000	1,000.00	1,000.00	4.25	23/01/2029	5	---	5	---	1	AUTOHELLAS S.A. (Non Convertible)	14.8750	3.9350	99.5000	100.0000	99.8007	100.0010	26/05/2026	1,125,000	1,140,513.12	99.7510	B	27/05/2026	99.5000	102.0000

Corporate Bonds Notes

Transactions Volume = (Pieces) * (Nominal Price). Transactions Value = (Pieces) * (Nominal Price) * (price %) + (Accrued interest).

The price of a Bond is stated as a percentage (%) of Bond's Nominal Price.

Nominal Price in Euros (€), except if it is noted differently.

Non Convertible Corporate Bonds - Regulated Market

Num Listed Bonds	Nominal price	Issue price	Today's Rate	Exp. Date	Duration (years)	Note	Coupon		Trading Unit	Corporate Bonds	Accrued Int.	Yield.T.Mat	Price min	Price max	Closing price	Previous closing price/date	Volume	Transactions Value	Last order			ear min	Year max	
							Common	Preferred											Price	Buy / Sell	Date			
130,000	1,000.00	1,000.00	6.00	27/02/2029	5	---	5	---	1	INTRALOT S.A. (Non Convertible)	15.1667	3.8880	101.8100	103.9882	103.9882	103.0000	26/05/2026	12,000	12,420.98	101.8805	B	27/05/2026	101.0000	104.5000
500,000	1,000.00	1,000.00	3.20	29/09/2032	7	---	2	---	1	GEK TERNA S.A. (Non Convertible)	5.3333	3.8940	95.9000	96.0000	96.0000	95.9630	26/05/2026	44,000	42,455.27	95.8500	B	27/05/2026	94.0000	99.3790

Corporate Bonds Notes

Transactions Volume = (Pieces) * (Nominal Price). Transactions Value = (Pieces) * (Nominal Price) * (price %) + (Accrued interest).

The price of a Bond is stated as a percentage (%) of Bond's Nominal Price.

Nominal Price in Euros (€), except if it is noted differently.

Government Bonds

Number Listed Bonds	Nominal price	Today's Rate	Accrued Interest Calc	Exp. Date [1]	Duration (years)	Note	Coupons Date	Curr. coupon value	Trading Unit	Government Bonds	Price min	Price max	Closing price	Previous closing price/date	Volume	Transactions Value	Price	Last order Buy / Sell	Date
4,000,000	1,000.00	4.13	Actual/Actual	15/06/2054	30	---	15/06	4.13	1	GGB-FXD-150654-30Y-4.125-1.000	---	---	---	---	---	---	---	---	---
4,700,000	1,000.00	1.88	Actual/Actual	04/02/2035	15	---	04/02	1.88	1	GGB-FXD-040235-15Y-1.875-1.000	---	---	---	---	---	---	---	---	---
6,000,000	1,000.00	0.75	Actual/Actual	18/06/2031	10	---	18/06	0.75	1	GGB-FXD-180631-10Y-0.750-1.000	---	---	---	---	---	---	---	---	---
3,600,000	1,000.00	3.88	Actual/Actual	15/06/2028	5	---	15/06	3.88	1	GGB-FXD-150628-05Y-3.875-1.000	---	---	---	---	---	---	---	---	---
5,962,747,327	1.00	3.75	Actual/Actual	30/01/2028	10	---	/02 - 02/02 - 31/	3.75	1	GGB-FXD-300128-10Y-3.750-1.000	---	---	---	85.4610 13/07/2018	---	---	1.0000	B	28/11/2018
7,067,309,386	1.00	3.90	Actual/Actual	30/01/2033	15	---	/02 - 02/02 - 31/	3.90	1	GGB-FXD-300133-15Y-3.900-1.000	---	---	---	78.6730 13/07/2018	---	---	1.0000	B	28/11/2018
5,622,848,349	1.00	4.00	Actual/Actual	30/01/2037	19	---	/02 - 02/02 - 31/	4.00	1	GGB-FXD-300137-19Y-4.000-1.000	---	---	---	77.0370 13/07/2018	---	---	1.0000	B	28/11/2018
5,476,770,669	1.00	4.20	Actual/Actual	30/01/2042	24	---	/02 - 02/02 - 31/	4.20	1	GGB-FXD-300142-24Y-4.200-1.000	---	---	---	77.7640 13/07/2018	---	---	1.0000	B	28/11/2018
4,950,000	1,000.00	3.38	Actual/Actual	15/06/2034	10	---	15/06	3.38	1	GGB-FXD-150634-10Y-3.375-1.000	---	---	---	---	---	---	---	---	---
41,118,344	1.00	4.30	Actual/Actual	24/02/2027	15	---	24/02	4.30	1	GGB-FXD-240227-15Y-2.000-1.000	---	---	---	10.0000 22/06/2015	---	---	---	---	---
45,137,734	1.00	4.30	Actual/Actual	24/02/2028	16	---	24/02	4.30	1	GGB-FXD-240228-16Y-2.000-1.000	---	---	---	10.0000 22/06/2015	---	---	---	---	---
61,768,888	1.00	4.30	Actual/Actual	24/02/2029	17	---	24/02	4.30	1	GGB-FXD-240229-17Y-2.000-1.000	---	---	---	10.0000 22/06/2015	---	---	---	---	---
54,567,744	1.00	4.30	Actual/Actual	24/02/2030	18	---	24/02	4.30	1	GGB-FXD-240230-18Y-2.000-1.000	---	---	---	10.0000 22/06/2015	---	---	---	---	---
37,541,515	1.00	4.30	Actual/Actual	24/02/2031	19	---	24/02	4.30	1	GGB-FXD-240231-19Y-2.000-1.000	---	---	---	10.0000 22/06/2015	---	---	---	---	---
37,558,317	1.00	4.30	Actual/Actual	24/02/2032	20	---	24/02	4.30	1	GGB-FXD-240232-20Y-2.000-1.000	---	---	---	10.0000 22/06/2015	---	---	---	---	---
37,473,732	1.00	4.30	Actual/Actual	24/02/2033	21	---	24/02	4.30	1	GGB-FXD-240233-21Y-2.000-1.000	---	---	---	10.0000 22/06/2015	---	---	---	---	---
33,888,293	1.00	4.30	Actual/Actual	24/02/2034	22	---	24/02	4.30	1	GGB-FXD-240234-22Y-2.000-1.000	---	---	---	10.0000 22/06/2015	---	---	---	---	---
35,177,800	1.00	4.30	Actual/Actual	24/02/2035	23	---	24/02	4.30	1	GGB-FXD-240235-23Y-2.000-1.000	---	---	---	10.0000 22/06/2015	---	---	---	---	---
35,547,268	1.00	4.30	Actual/Actual	24/02/2036	24	---	24/02	4.30	1	GGB-FXD-240236-24Y-2.000-1.000	---	---	---	10.0000 22/06/2015	---	---	---	---	---
40,246,306	1.00	4.30	Actual/Actual	24/02/2037	25	---	24/02	4.30	1	GGB-FXD-240237-25Y-2.000-1.000	---	---	---	10.0000 22/06/2015	---	---	---	---	---
37,643,952	1.00	4.30	Actual/Actual	24/02/2038	26	---	24/02	4.30	1	GGB-FXD-240238-26Y-2.000-1.000	---	---	---	10.0000 22/06/2015	---	---	---	---	---
36,977,100	1.00	4.30	Actual/Actual	24/02/2039	27	---	24/02	4.30	1	GGB-FXD-240239-27Y-2.000-1.000	---	---	---	10.0000 22/06/2015	---	---	---	---	---
41,615,000	1.00	4.30	Actual/Actual	24/02/2040	28	---	24/02	4.30	1	GGB-FXD-240240-28Y-2.000-1.000	---	---	---	10.0000 22/06/2015	---	---	---	---	---
42,227,208	1.00	4.30	Actual/Actual	24/02/2041	29	---	24/02	4.30	1	GGB-FXD-240241-29Y-2.000-1.000	---	---	---	10.0000 22/06/2015	---	---	---	---	---
68,288,487	1.00	4.30	Actual/Actual	24/02/2042	30	---	24/02	4.30	1	GGB-FXD-240242-30Y-2.000-1.000	---	---	---	10.0000 22/06/2015	---	---	---	---	---
4,700,000	1,000.00	3.88	Actual/Actual	12/03/2029	10	---	12/03	3.88	1	GGB-FXD-120329-10Y-3.875-1.000	---	---	---	---	---	---	100.0000	B	15/10/2019
5,500,000	1,000.00	1.50	Actual/Actual	18/06/2030	10	---	18/06	1.50	1	GGB-FXD-180630-10Y-1.500-1.000	---	---	---	---	---	---	---	---	---
5,500,000	1,000.00	4.38	Actual/Actual	18/07/2038	15	---	18/07	4.38	1	GGB-FXD-180738-15Y-4.375-1.000	---	---	---	---	---	---	---	---	---
40,000	1,000.00	2.72	FLR Actual/360	18/09/2026	1	---	18/09 - 18/03	---	1	GGB-FLT-180926-01Y-2.717-1.000	---	---	---	---	---	---	---	---	---
4,550,000	1,000.00	3.38	Actual/Actual	16/06/2036	10	---	16/06	3.38	1	GGB-FXD-160636-10Y-3.375-1000.00	---	---	---	---	---	---	---	---	---
5,364,250	1,000.00	3.25	Actual/Actual	20/03/2050	30	---	20/03	3.25	1	GGB-FXD-200350-30Y-3.250-1.000	---	---	---	---	---	---	---	---	---
4,500,000	1,000.00	3.63	Actual/Actual	15/06/2035	10	---	15/06	3.63	1	GGB-FXD-150635-10Y-3.625-1000.00	---	---	---	---	---	---	---	---	---
3,924,361	1,000.00	2.00	Actual/Actual	22/04/2027	7	---	22/04	2.00	1	GGB-FXD-220427-07Y-2.000-1.000	---	---	---	---	---	---	99.9000	B	22/04/2020
2,298,012	1,000.00	1.88	Actual/Actual	23/07/2026	7	---	23/07	1.88	1	GGB-FXD-230726-07Y-1.875-1.000	---	---	---	---	---	---	---	---	---
4,900,000	1,000.00	4.25	Actual/Actual	15/06/2033	10	---	15/06	4.25	1	GGB-FXD-150633-10Y-4.250-1.000	---	---	---	---	---	---	---	---	---

Government Bonds Notes

Transactions Volume = (Pieces) * (Nominal Price). Transactions Value = (Pieces) * (Nominal Price) * (price %) + (Accrued interest).

The Value of current coupon for the issues with NV 0.01 euro refers to NV 100 euros

FLR: Floating Interest Rate.

[1] - The Expiration Date of the interest bearing period and the Date for coupon payment.

Government Bonds

Number Listed Bonds	Nominal price	Today's Rate	Accrued Interest Calc	Exp. Date [1]	Duration (years)	Note	Coupons Date	Curr. coupon value	Trading Unit	Government Bonds	Price min	Price max	Closing price	Previous closing price/date	Volume	Transactions Value	Price	Last order Buy / Sell	Date
3,500,000	1,000.00	1.88	Actual/Actual	24/01/2052	30	---	24/01	1.88	1	GGB-FXD-240152-30Y-1.875-1.000	---	---	---	---	---	---	---	---	---
3,700,000	1,000.00	1.75	Actual/Actual	18/06/2032	10	---	18/06	1.75	1	GGB-FXD-180632-10Y-1.750-1.000	---	---	---	---	---	---	---	---	---
2,200,000	1,000.00	1.13	FLR Actual/360	15/12/2027	5	---	- 15/03 - 15/09 -	---	1	GGB-FLT-151227-05Y-1.130-1.000	---	---	---	---	---	---	102.1600	B	30/12/2022

Government Bonds Notes

Transactions Volume = (Pieces) * (Nominal Price). Transactions Value = (Pieces) * (Nominal Price) * (price %) + (Accrued interest).

The Value of current coupon for the issues with NV 0.01 euro refers to NV 100 euros

FLR: Floating Interest Rate.

[1] - The Expiration Date of the interest bearing period and the Date for coupon payment.

Treasury Bills & Zero Coupon Government Bonds

Issue Date	13-Week Maturity									26-Week Maturity									52-Week Maturity								
	Exp. Date	Initial Rate	Num Listed Bonds	Nominal price	Issue price	Last Trade Price	Last Trade Date	Volume Traded	Note	Exp. Date	Initial Rate	Num Listed Bonds	Nominal price	Issue price	Last Trade Price	Last Trade Date	Volume Traded	Note	Exp. Date	Initial Rate	Num Listed Bonds	Nominal price	Issue price	Last Trade Price	Last Trade Date	Volume Traded	Note
06/06/2025	---	---	---	---	---	---	---	---	---	---	---	---	---	---	---	---	---	---	06/06/2026	1.84	600,000	1,000.00	981.74	---	---	---	---
05/09/2025	---	---	---	---	---	---	---	---	---	---	---	---	---	---	---	---	---	---	04/09/2026	1.97	600,000	1,000.00	0.00	---	---	---	---
05/12/2025	---	---	---	---	---	---	---	---	---	---	---	---	---	---	---	---	---	---	04/12/2026	2.03	600,000	1,000.00	997.90	---	---	---	---
06/03/2026	---	---	---	---	---	---	---	---	---	---	---	---	---	---	---	---	---	---	05/03/2027	1.97	500,000	1,000.00	980.45	---	---	---	---

Bonds in Circulation	Currency / Min nominal traded Value	Coupons Payment Date	Current Coupon Value	Note	Coupon	Trading Unit	Issue Date	Duration (years)	Today's Interest	A.I.C in days	Bonds	Last price of previous days		Last Outcry in Cash (euro)			Trades in Pieces	Life min	Life Max
												Price	Buy / Sell	Price	Buy / Sell	Date			
Corporate Bonds in Foreign Currency and Euro																			
103,746	GBP / 10	01/12	0.25	---	67	1	01/12/1930	98	2.5	360	National Mortgage Bank	2.27	05/02/1996	2.27	S	05/02/1996	---	2.27	2.27
0	GBP / 10	01/12	0.25	---	69	1	01/12/1928	100	2.5	360	National Mortgage Bank	---	---	---	---	---	---	---	---

Government Bonds Notes

A.I.C: Accrued Interest Calculation base.

FLR: Floating Interest Rate.

The minimum tradeable Nominal Value for all Demeterialised Government Titles is 100 Euros.

(μτφρ-0)

Underlying Asset				Derivatives Market													
Price max	Price min	Closing price	change	Delivery Month	Open price	Price max	Price min	Last price	Closing price	Last Bid	Last Ask	Fixing price*	Life high	Life low	Trades	Volume	Open Interest
FTSE/Athex Large Cap				(Trade Unit: 1 Index Point x 2E, Cash Settlement)													
6,032.58	5,958.23	6,019.82	1.03%	June 2026	5,970.00	6,017.00	5,950.75	6,005.25	6,005.25	---	---		6,017.00	---	191	1,055	6,883
				July 2026	5,921.00	5,971.25	5,921.00	5,957.50	5,957.50	---	---		5,971.25	---	14	90	170
				August 2026	---	---	---	---	5,987.00	---	---		---	---	---	---	---
				September 2026	---	---	---	---	5,996.25	---	---		---	---	---	---	---
				December 2026	---	---	---	---	6,026.50	---	---		---	---	---	---	---
				March 2027	---	---	---	---	6,056.50	---	---		---	---	---	---	---
FTSE/Athex Banks				(Trade Unit: 1 Index Point x 15E, Cash Settlement)													
2,740.74	2,683.47	2,735.33	1.85%	June 2026	2,684.00	2,710.00	2,684.00	2,702.25	2,702.25	---	---		2,710.00	---	9	74	3,308
				September 2026	---	---	---	---	2,703.00	---	---		---	---	---	---	---
				December 2026	---	---	---	---	2,716.50	---	---		---	---	---	---	---
				March 2027	---	---	---	---	2,730.00	---	---		---	---	---	---	---
MSCI GREECE REBASED				(Trade Unit: 1 Index Point x 2E, Cash Settlement)													
9,602.60	9,427.08	9,571.96	1.54%	June 2026	---	---	---	---	9,329.25	---	---		9,252.00	---	---	---	---
				July 2026	---	---	---	---	9,282.25	---	---		8,915.50	---	---	---	---
				August 2026	---	---	---	---	9,472.75	---	---		---	---	---	---	---
				September 2026	---	---	---	---	9,487.25	---	---		---	---	---	---	---
				October 2026	---	---	---	---	9,502.00	---	---		---	---	---	---	---
				November 2026	---	---	---	---	9,520.25	---	---		---	---	---	---	---
				December 2026	---	---	---	---	9,535.00	---	---		---	---	---	---	---
				March 2027	---	---	---	---	9,582.75	---	---		---	---	---	---	---

Derivatives notes - <https://athens.euronext.com/en/market-data/statistics/eod-closing-prices>

Fixing prices and final open positions can be retrieved from the following path <https://athens.euronext.com/en/market-data/statistics/eod-closing-prices>

Underlying Asset				Derivatives Market													
Price max	Price min	Closing price	change	Delivery Month	Open price	Price max	Price min	Last price	Closing price	Last Bid	Last Ask	Fixing price*	Life high	Life low	Trades	Volume	Open Interest
ADMIE (IPTO) HOLDING S.A. (CR)				(Contract Size: 100 Securities, Physical Delivery)													
4.1	3.935	3.99	1.14%	June 2026	3.89	3.99	3.85	3.99	3.99	---	---	---	3.99	---	85	1,544	5,950
				September 2026	3.79	3.79	3.79	3.79	3.79	---	---	---	3.79	---	2	2	305
				December 2026	---	---	---	---	3.99	---	---	---	---	---	---	---	---
				March 2027	---	---	---	---	4.01	---	---	---	---	---	---	---	---
AEGEAN AIRLINES (CR)				(Contract Size: 100 Securities, Physical Delivery)													
12.46	12.15	12.32	1.40%	June 2026	12.37	12.45	12.31	12.31	12.31	---	---	---	15.15	---	12	37	3,344
				September 2026	12.60	12.60	12.60	12.60	12.60	---	---	---	12.60	---	1	2	---
				December 2026	---	---	---	---	12.29	---	---	---	---	---	---	---	---
				March 2027	---	---	---	---	12.35	---	---	---	---	---	---	---	---
AKTOR S.A. HOLDING CO. (CR)				(Contract Size: 100 Securities, Physical Delivery)													
10.3	10.16	10.28	0.39%	June 2026	10.30	10.30	10.23	10.26	10.26	---	---	---	11.56	---	6	25	103,454
				September 2026	---	---	---	---	10.12	---	---	---	---	---	---	---	400
				December 2026	---	---	---	---	10.36	---	---	---	---	---	---	---	---
				March 2027	---	---	---	---	10.41	---	---	---	---	---	---	---	---
Allwyn AG (CR)				(Contract Size: 100 Securities, Physical Delivery)													
12.99	12.6	12.645	-0.28%	June 2026	12.81	13.00	12.67	12.72	12.72	---	---	---	15.54	---	114	436	12,137
				September 2026	---	---	---	---	12.71	---	---	---	12.60	---	---	---	10
				December 2026	---	---	---	---	12.83	---	---	---	---	---	---	---	---
				March 2027	---	---	---	---	12.89	---	---	---	---	---	---	---	---
ALPHA BANK (CR)				(Contract Size: 100 Securities, Physical Delivery)													
3.9	3.781	3.889	2.34%	June 2026	3.82	3.91	3.80	3.90	3.90	---	---	---	4.50	---	378	7,600	59,590
				September 2026	3.82	3.89	3.81	3.88	3.88	---	---	---	3.89	---	25	157	505
				December 2026	---	---	---	---	3.84	---	---	---	---	---	---	---	---
				March 2027	---	---	---	---	3.86	---	---	---	---	---	---	---	---
ATHENS INTL AIRPORT (CR)				(Contract Size: 100 Securities, Physical Delivery)													
10.22	10	10.19	1.09%	June 2026	10.16	10.16	10.16	10.16	10.16	---	---	---	11.47	---	1	1	324
				September 2026	---	---	---	---	10.14	---	---	---	---	---	---	---	---
				December 2026	---	---	---	---	10.20	---	---	---	---	---	---	---	---
				March 2027	---	---	---	---	10.25	---	---	---	---	---	---	---	---
AUTOHELLAS SA (CR)				(Contract Size: 100 Securities, Physical Delivery)													
11.16	10.96	10.98	-0.72%	June 2026	11.16	11.16	11.16	11.16	11.16	---	---	---	11.60	---	1	1	123
				September 2026	---	---	---	---	11.13	---	---	---	---	---	---	---	---
				December 2026	---	---	---	---	11.19	---	---	---	---	---	---	---	---
				March 2027	---	---	---	---	11.24	---	---	---	---	---	---	---	---

Derivatives notes - <https://athens.euronext.com/en/market-data/statistics/eod-closing-prices>

Fixing prices and final open positions can be retrieved from the following path <https://athens.euronext.com/en/market-data/statistics/eod-closing-prices>

Underlying Asset				Derivatives Market													
Price max	Price min	Closing price	change	Delivery Month	Open price	Price max	Price min	Last price	Closing price	Last Bid	Last Ask	Fixing price*	Life high	Life low	Trades	Volume	Open Interest
AVAX S.A. (CR)				(Contract Size: 100 Securities, Physical Delivery)													
3.63	3.55	3.56	-0.97%	June 2026	3.62	3.65	3.56	3.62	3.62	---	---	---	3.75	---	47	390	3,069
				September 2026	---	---	---	---	3.62	---	---	---	---	---	---	---	---
				December 2026	---	---	---	---	3.64	---	---	---	---	---	---	---	---
				March 2027	---	---	---	---	3.65	---	---	---	---	---	---	---	---
BALLY'S INTRALOT (CR)				(Contract Size: 100 Securities, Physical Delivery)													
1.194	1.169	1.178	0.34%	June 2026	1.18	1.19	1.17	1.19	1.19	---	---	---	1.19	---	31	3,666	1,355,315
				September 2026	1.18	1.18	1.16	1.18	1.18	---	---	---	1.18	---	16	755	48,830
				December 2026	---	---	---	---	1.19	---	---	---	---	---	---	---	---
				March 2027	---	---	---	---	1.19	---	---	---	---	---	---	---	---
BANK OF CYPRUS (CR)				(Contract Size: 100 Securities, Physical Delivery)													
9.63	9.28	9.485	1.99%	June 2026	9.30	9.63	9.30	9.63	9.63	---	---	---	9.63	---	8	62	1,057
				September 2026	---	---	---	---	9.36	---	---	---	---	---	---	---	---
				December 2026	---	---	---	---	9.41	---	---	---	---	---	---	---	---
				March 2027	---	---	---	---	9.45	---	---	---	---	---	---	---	---
CC HBC AG (CR)				(Contract Size: 100 Securities, Physical Delivery)													
50.5	49.55	50.5	1.61%	June 2026	49.82	50.49	49.82	50.40	50.40	---	---	---	52.01	---	6	12	372
				September 2026	---	---	---	---	50.02	---	---	---	---	---	---	---	---
				December 2026	---	---	---	---	50.27	---	---	---	---	---	---	---	---
				March 2027	---	---	---	---	50.52	---	---	---	---	---	---	---	---
CENERGY HOLDINGS (CB)				(Contract Size: 100 Securities, Physical Delivery)													
25.62	24.8	25	0.08%	June 2026	25.03	25.56	24.90	24.90	24.90	---	---	---	26.13	---	18	42	3,102
				September 2026	---	---	---	---	25.14	---	---	---	---	---	---	---	---
				December 2026	---	---	---	---	25.27	---	---	---	---	---	---	---	---
				March 2027	---	---	---	---	25.39	---	---	---	---	---	---	---	---
CrediaBank (CR)				(Contract Size: 100 Securities, Physical Delivery)													
1.3	1.274	1.28	0.63%	June 2026	1.29	1.30	1.28	1.29	1.29	---	---	---	1.38	---	57	1,523	101,014
				September 2026	1.31	1.31	1.30	1.30	1.30	---	---	---	1.35	---	7	40	163
				December 2026	---	---	---	---	1.29	---	---	---	---	---	---	---	---
				March 2027	---	---	---	---	1.29	---	---	---	---	---	---	---	---
ELLAKTOR (CR)				(Contract Size: 100 Securities, Physical Delivery)													
1.456	1.418	1.432	0.56%	June 2026	1.38	1.42	1.38	1.38	1.38	---	---	---	1.44	---	6	21	1,647
				September 2026	---	---	---	---	1.43	---	---	---	---	---	---	---	---
				December 2026	---	---	---	---	1.44	---	---	---	---	---	---	---	---
				March 2027	---	---	---	---	1.45	---	---	---	---	---	---	---	---

Derivatives notes - <https://athens.euronext.com/en/market-data/statistics/eod-closing-prices>

Fixing prices and final open positions can be retrieved from the following path <https://athens.euronext.com/en/market-data/statistics/eod-closing-prices>

Underlying Asset				Derivatives Market													
Price max	Price min	Closing price	change	Delivery Month	Open price	Price max	Price min	Last price	Closing price	Last Bid	Last Ask	Fixing price*	Life high	Life low	Trades	Volume	Open Interest
ELVALHALCOR (CR)				(Contract Size: 100 Securities, Physical Delivery)													
5.15	4.965	5.12	0.99%	June 2026	5.12	5.15	4.97	5.11	5.11	---	---	---	5.63	---	42	179	3,859
				September 2026	---	---	---	---	5.03	---	---	---	5.20	---	---	---	5
				December 2026	---	---	---	---	5.13	---	---	---	---	---	---	---	---
				March 2027	---	---	---	---	5.15	---	---	---	---	---	---	---	---
EUROBANK (CR)				(Contract Size: 100 Securities, Physical Delivery)													
4.011	3.904	3.966	1.43%	June 2026	3.88	3.94	3.84	3.91	3.91	---	---	---	4.07	---	117	1,962	46,722
				September 2026	3.82	3.90	3.82	3.90	3.90	---	---	---	3.90	---	3	3	10
				December 2026	---	---	---	---	3.95	---	---	---	---	---	---	---	---
				March 2027	---	---	---	---	3.97	---	---	---	---	---	---	---	---
EURONEXT ATHENS (CR)				(Contract Size: 100 Securities, Physical Delivery)													
7.4	7.13	7.38	1.10%	June 2026	7.20	7.30	7.20	7.28	7.28	---	---	---	7.41	---	6	23	333
				September 2026	---	---	---	---	7.35	---	---	---	---	---	---	---	---
				December 2026	---	---	---	---	7.38	---	---	---	---	---	---	---	---
				March 2027	---	---	---	---	7.42	---	---	---	---	---	---	---	---
EYDAP S.A. (CR)				(Contract Size: 100 Securities, Physical Delivery)													
10.38	10.24	10.34	-0.19%	June 2026	10.39	10.40	10.35	10.35	10.35	---	---	---	10.65	---	4	20	13,172
				September 2026	---	---	---	---	10.43	---	---	---	---	---	---	---	---
				December 2026	---	---	---	---	10.48	---	---	---	---	---	---	---	---
				March 2027	---	---	---	---	10.53	---	---	---	---	---	---	---	---
FOURLIS (CR)				(Contract Size: 100 Securities, Physical Delivery)													
4.365	4.28	4.365	1.51%	June 2026	4.32	4.37	4.30	4.36	4.36	---	---	---	4.94	---	22	86	3,157
				September 2026	---	---	---	---	4.33	---	---	---	---	---	---	---	---
				December 2026	---	---	---	---	4.35	---	---	---	---	---	---	---	---
				March 2027	---	---	---	---	4.37	---	---	---	---	---	---	---	---
GEK TERNA (CR)				(Contract Size: 100 Securities, Physical Delivery)													
43.36	42.92	43.08	0.19%	June 2026	43.08	43.31	43.01	43.27	43.27	---	---	---	43.58	---	13	76	5,356
				September 2026	---	---	---	---	43.22	---	---	---	41.10	---	---	---	6
				December 2026	---	---	---	---	43.49	---	---	---	---	---	---	---	---
				March 2027	---	---	---	---	43.71	---	---	---	---	---	---	---	---
HELLENiQ ENERGY (CR)				(Contract Size: 100 Securities, Physical Delivery)													
10.17	9.96	10.12	-0.10%	June 2026	10.00	10.19	10.00	10.09	10.09	---	---	---	10.55	---	25	130	3,779
				September 2026	9.82	9.92	9.82	9.88	9.88	---	---	---	10.15	---	3	30	220
				December 2026	---	---	---	---	10.25	---	---	---	---	---	---	---	---
				March 2027	---	---	---	---	10.30	---	---	---	---	---	---	---	---

Derivatives notes - <https://athens.euronext.com/en/market-data/statistics/eod-closing-prices>

Fixing prices and final open positions can be retrieved from the following path <https://athens.euronext.com/en/market-data/statistics/eod-closing-prices>

Underlying Asset				Derivatives Market													
Price max	Price min	Closing price	change	Delivery Month	Open price	Price max	Price min	Last price	Closing price	Last Bid	Last Ask	Fixing price*	Life high	Life low	Trades	Volume	Open Interest
INTRACOM HOLDINGS (CR)																	
(Contract Size: 100 Securities, Physical Delivery)																	
3.83	3.76	3.765	0.40%	June 2026	3.79	3.84	3.76	3.78	3.78	---	---	---	3.84	---	130	1,086	14,780
				September 2026	3.79	3.79	3.77	3.79	3.79	---	---	---	3.82	---	7	66	317
				December 2026	---	---	---	---	3.79	---	---	---	---	---	---	---	---
				March 2027	---	---	---	---	3.81	---	---	---	---	---	---	---	---
JUMBO SA (CR)																	
(Contract Size: 100 Securities, Physical Delivery)																	
23.5	22.74	23.5	4.26%	June 2026	22.85	23.54	22.85	23.53	23.53	---	---	---	25.68	---	96	408	7,059
				September 2026	22.88	23.30	22.88	23.30	23.30	---	---	---	23.30	---	2	12	1
				December 2026	---	---	---	---	22.80	---	---	---	---	---	---	---	---
				March 2027	---	---	---	---	22.91	---	---	---	---	---	---	---	---
LAMDA DEVELOPMENT SA (CR)																	
(Contract Size: 100 Securities, Physical Delivery)																	
6.315	6.11	6.265	2.70%	June 2026	6.20	6.34	6.16	6.30	6.30	---	---	---	7.09	---	232	1,472	27,473
				September 2026	6.30	6.35	6.28	6.30	6.30	---	---	---	6.40	---	8	14	11
				December 2026	---	---	---	---	6.17	---	---	---	---	---	---	---	---
				March 2027	---	---	---	---	6.20	---	---	---	---	---	---	---	---
METLEN PLC (CR)																	
(Contract Size: 100 Securities, Physical Delivery)																	
41.7	40.4	40.9	-0.34%	June 2026	41.50	41.72	40.57	40.96	40.96	---	---	---	47.90	---	161	451	15,220
				September 2026	41.40	41.40	40.06	40.39	40.39	---	---	---	41.40	---	19	120	823
				December 2026	---	---	---	---	41.51	---	---	---	---	---	---	---	---
				March 2027	---	---	---	---	41.72	---	---	---	---	---	---	---	---
MIG (CR)																	
(Contract Size: 100 Securities, Physical Delivery)																	
3.38	3.26	3.26	-2.25%	June 2026	3.33	3.33	3.30	3.30	3.30	---	---	---	3.43	---	2	8	211
				September 2026	---	---	---	---	3.36	---	---	---	---	---	---	---	---
				December 2026	---	---	---	---	3.37	---	---	---	---	---	---	---	---
				March 2027	---	---	---	---	3.39	---	---	---	---	---	---	---	---
MOTOR OIL (CR)																	
(Contract Size: 100 Securities, Physical Delivery)																	
36.94	35.82	36.72	2.51%	June 2026	36.40	36.91	35.96	36.50	36.50	---	---	---	39.97	---	23	43	400
				September 2026	---	---	---	---	36.05	---	---	---	---	---	---	---	---
				December 2026	---	---	---	---	36.23	---	---	---	---	---	---	---	---
				March 2027	---	---	---	---	36.41	---	---	---	---	---	---	---	---
NATIONAL BANK (CR)																	
(Contract Size: 100 Securities, Physical Delivery)																	
15.125	14.61	15.12	2.44%	June 2026	14.55	14.88	14.50	14.80	14.80	---	---	---	15.76	---	178	1,221	16,085
				September 2026	14.61	14.94	14.59	14.80	14.80	---	---	---	14.94	---	21	35	11
				December 2026	---	---	---	---	14.93	---	---	---	---	---	---	---	---
				March 2027	---	---	---	---	15.00	---	---	---	---	---	---	---	---

Derivatives notes - <https://athens.euronext.com/en/market-data/statistics/eod-closing-prices>

Fixing prices and final open positions can be retrieved from the following path <https://athens.euronext.com/en/market-data/statistics/eod-closing-prices>

Underlying Asset				Derivatives Market													
Price max	Price min	Closing price	change	Delivery Month	Open price	Price max	Price min	Last price	Closing price	Last Bid	Last Ask	Fixing price*	Life high	Life low	Trades	Volume	Open Interest
OPTIMA BANK (CR) (Contract Size: 100 Securities, Physical Delivery)																	
10.95	10.6	10.65	-0.93%	June 2026	10.68	10.68	10.61	10.67	10.67	---	---	---	10.80	---	9	94	475
				September 2026	---	---	---	---	10.82	---	---	---	---	---	---	---	---
				December 2026	---	---	---	---	10.87	---	---	---	---	---	---	---	---
				March 2027	---	---	---	---	10.93	---	---	---	---	---	---	---	---
OTE (CR) (Contract Size: 100 Securities, Physical Delivery)																	
18.57	18.41	18.49	-0.05%	June 2026	18.52	18.52	18.52	18.52	18.52	---	---	---	18.85	---	1	5	834
				September 2026	---	---	---	---	18.62	---	---	---	---	---	---	---	---
				December 2026	---	---	---	---	18.71	---	---	---	---	---	---	---	---
				March 2027	---	---	---	---	18.81	---	---	---	---	---	---	---	---
P.P.A. S.A. (CR) (Contract Size: 100 Securities, Physical Delivery)																	
38.4	37.8	38.35	0.92%	June 2026	38.00	38.10	38.00	38.10	38.10	---	---	---	39.11	---	2	3	44
				September 2026	---	---	---	---	38.24	---	---	---	---	---	---	---	---
				December 2026	---	---	---	---	38.43	---	---	---	---	---	---	---	---
				March 2027	---	---	---	---	38.63	---	---	---	---	---	---	---	---
PIRAEUS BANK (CR) (Contract Size: 100 Securities, Physical Delivery)																	
9.09	8.9	9.05	1.69%	June 2026	8.95	9.09	8.91	9.06	9.06	---	---	---	9.09	---	306	4,142	51,033
				September 2026	8.90	9.11	8.90	9.11	9.11	---	---	---	9.11	---	4	5	25
				December 2026	---	---	---	---	9.00	---	---	---	---	---	---	---	---
				March 2027	---	---	---	---	9.05	---	---	---	---	---	---	---	---
PPC (CR) (Contract Size: 100 Securities, Physical Delivery)																	
21.84	21	21	-2.24%	June 2026	21.89	21.89	21.05	21.06	21.06	---	---	---	21.93	---	231	2,931	17,885
				September 2026	21.10	21.10	20.80	20.80	20.80	---	---	---	21.60	---	9	22	73
				December 2026	---	---	---	---	21.73	---	---	---	---	---	---	---	---
				March 2027	---	---	---	---	21.83	---	---	---	---	---	---	---	---
QUEST HOLDINGS (CR) (Contract Size: 100 Securities, Physical Delivery)																	
7.58	7.45	7.55	1.07%	June 2026	7.17	7.17	7.17	7.17	7.17	---	---	---	7.20	---	1	1	216
				September 2026	---	---	---	---	7.52	---	---	---	---	---	---	---	---
				December 2026	---	---	---	---	7.56	---	---	---	---	---	---	---	---
				March 2027	---	---	---	---	7.59	---	---	---	---	---	---	---	---
TITAN (CB) (Contract Size: 100 Securities, Physical Delivery)																	
49.62	48.38	49.46	2.40%	June 2026	48.64	50.10	48.64	49.70	49.70	---	---	---	52.30	---	36	143	873
				September 2026	---	---	---	---	48.61	---	---	---	---	---	---	---	---
				December 2026	---	---	---	---	48.85	---	---	---	---	---	---	---	---
				March 2027	---	---	---	---	49.10	---	---	---	---	---	---	---	---

Derivatives notes - <https://athens.euronext.com/en/market-data/statistics/eod-closing-prices>

Fixing prices and final open positions can be retrieved from the following path <https://athens.euronext.com/en/market-data/statistics/eod-closing-prices>

Underlying Asset				Derivatives Market													
Price max	Price min	Closing price	change	Delivery Month	Open price	Price max	Price min	Last price	Closing price	Last Bid	Last Ask	Fixing price*	Life high	Life low	Trades	Volume	Open Interest
VIOHALCO SA/NV (CB)				(Contract Size: 100 Securities, Physical Delivery)													
20.5	19.92	20.2	0.25%	June 2026	20.20	20.35	20.00	20.13	20.13	---	---	---	20.35	---	42	124	2,567
				September 2026	20.35	20.35	20.35	20.35	20.35	---	---	---	20.35	---	1	20	---
				December 2026	---	---	---	---	20.38	---	---	---	---	---	---	---	---
				March 2027	---	---	---	---	20.48	---	---	---	---	---	---	---	---

Derivatives notes - <https://athens.euronext.com/en/market-data/statistics/eod-closing-prices>

Fixing prices and final open positions can be retrieved from the following path <https://athens.euronext.com/en/market-data/statistics/eod-closing-prices>

FTSE/Athex Large Cap

(Trade Unit: 1 Index Point x 2€ - Exercise Style: European, Cash Settlement)

Call Options																Put Options																
Exercise Price	June 2026						July 2026						Other Months		June 2026						July 2026						Other Months		Exercise Price			
	Open price	Price max	Price min	Last price	Closing price	Volume	Open Interest	Open price	Price max	Price min	Last price	Closing price	Volume	Open Interest	Volume	Open Interest	Open price	Price max	Price min	Last price	Closing price	Volume	Open Interest	Open price	Price max	Price min	Last price	Closing price		Volume	Open Interest	Volume
4,000	0.00	0.00	0.00	-	1,924.00	-	-	-	-	-	-	-	-	-	-	0.00	0.00	0.00	-	0.02	-	-	-	-	-	-	-	-	-	-	-	4,000
4,100	0.00	0.00	0.00	-	1,824.00	-	-	-	-	-	-	-	-	-	-	0.00	0.00	0.00	-	0.06	-	-	-	-	-	-	-	-	-	-	-	4,100
4,200	0.00	0.00	0.00	-	1,724.00	-	-	-	-	-	-	-	-	-	-	0.00	0.00	0.00	-	0.01	-	-	-	-	-	-	-	-	-	-	-	4,200
4,300	0.00	0.00	0.00	-	1,624.00	-	-	-	-	-	-	-	-	-	-	0.00	0.00	0.00	-	0.01	-	-	-	-	-	-	-	-	-	-	-	4,300
4,400	0.00	0.00	0.00	-	1,524.00	-	-	-	-	-	-	-	-	-	-	0.00	0.00	0.00	-	0.01	-	-	-	-	-	-	-	-	-	-	-	4,400
4,450	0.00	0.00	0.00	-	1,475.00	-	-	-	-	-	-	-	-	-	-	0.00	0.00	0.00	-	0.02	-	-	-	-	-	-	-	-	-	-	-	4,450
4,500	0.00	0.00	0.00	-	1,425.00	-	-	-	-	-	-	-	-	-	-	0.00	0.00	0.00	-	0.03	-	-	-	-	-	-	-	-	-	-	-	4,500
4,550	0.00	0.00	0.00	-	1,375.00	-	-	-	-	-	-	-	-	-	-	0.00	0.00	0.00	-	0.05	-	-	-	-	-	-	-	-	-	-	-	4,550
4,600	0.00	0.00	0.00	-	1,325.00	-	-	-	-	-	-	-	-	-	-	0.00	0.00	0.00	-	0.01	-	-	-	-	-	-	-	-	-	-	-	4,600
4,650	0.00	0.00	0.00	-	1,275.00	-	-	-	-	-	-	-	-	-	-	0.00	0.00	0.00	-	0.01	-	-	-	-	-	-	-	-	-	-	-	4,650
4,700	0.00	0.00	0.00	-	1,225.00	-	-	-	-	-	-	-	-	-	-	0.00	0.00	0.00	-	0.01	-	-	-	-	-	-	-	-	-	-	-	4,700
4,750	0.00	0.00	0.00	-	1,175.00	-	-	-	-	-	-	-	-	-	-	0.00	0.00	0.00	-	0.02	-	-	-	-	-	-	-	-	-	-	-	4,750
4,800	0.00	0.00	0.00	-	1,125.00	-	-	-	-	-	-	-	-	-	-	0.00	0.00	0.00	-	0.04	-	-	-	-	-	-	-	-	-	-	-	4,800
4,850	0.00	0.00	0.00	-	1,075.00	-	-	-	-	-	-	-	-	-	-	0.00	0.00	0.00	-	0.07	-	-	-	-	-	-	-	-	-	-	-	4,850
4,900	0.00	0.00	0.00	-	1,025.00	-	-	-	-	-	-	-	-	-	-	0.00	0.00	0.00	-	0.13	-	-	-	-	-	-	-	-	-	-	-	4,900
4,950	0.00	0.00	0.00	-	975.00	-	-	-	-	-	-	-	-	-	-	0.00	0.00	0.00	-	0.23	-	-	-	-	-	-	-	-	-	-	-	4,950
5,000	0.00	0.00	0.00	-	926.00	-	-	-	-	-	-	-	-	-	-	0.00	0.00	0.00	-	0.39	-	-	-	-	-	-	-	-	-	-	-	5,000
5,050	0.00	0.00	0.00	-	876.00	-	-	0.00	0.00	0.00	-	843.00	-	-	0.00	0.00	0.00	-	0.65	-	-	0.00	0.00	0.00	-	9.20	-	-	-	-	5,050	
5,100	0.00	0.00	0.00	-	826.00	-	-	0.00	0.00	0.00	-	796.00	-	-	0.00	0.00	0.00	-	1.00	-	-	0.00	0.00	0.00	-	12.00	-	-	-	-	5,100	
5,150	0.00	0.00	0.00	-	777.00	-	-	0.00	0.00	0.00	-	750.00	-	-	0.00	0.00	0.00	-	1.60	-	-	0.00	0.00	0.00	-	15.50	-	-	-	-	5,150	
5,200	0.00	0.00	0.00	-	728.00	-	-	0.00	0.00	0.00	-	704.00	-	-	0.00	0.00	0.00	-	2.50	-	5	0.00	0.00	0.00	-	19.50	-	-	-	-	5,200	
5,250	0.00	0.00	0.00	-	679.00	-	-	0.00	0.00	0.00	-	659.00	-	-	0.00	0.00	0.00	-	3.80	-	-	0.00	0.00	0.00	-	24.75	-	-	-	-	5,250	
5,300	0.00	0.00	0.00	-	631.00	-	-	0.00	0.00	0.00	-	615.00	-	-	0.00	0.00	0.00	-	5.60	-	-	0.00	0.00	0.00	-	30.75	-	-	-	-	5,300	
5,350	0.00	0.00	0.00	-	584.00	-	-	0.00	0.00	0.00	-	573.00	-	-	0.00	0.00	0.00	-	8.10	-	-	0.00	0.00	0.00	-	38.00	-	-	-	-	5,350	
5,400	0.00	0.00	0.00	-	537.00	-	-	0.00	0.00	0.00	-	531.00	-	-	0.00	0.00	0.00	-	11.25	-	10	0.00	0.00	0.00	-	46.50	-	-	-	-	5,400	
5,450	0.00	0.00	0.00	-	492.00	-	-	0.00	0.00	0.00	-	491.00	-	-	0.00	0.00	0.00	-	15.75	-	-	0.00	0.00	0.00	-	56.00	-	-	-	-	5,450	
5,500	0.00	0.00	0.00	-	447.00	-	30	0.00	0.00	0.00	-	453.00	-	-	0.00	0.00	0.00	-	21.25	-	7	0.00	0.00	0.00	-	67.50	-	-	-	-	5,500	
5,550	0.00	0.00	0.00	-	404.00	-	193	0.00	0.00	0.00	-	416.00	-	-	0.00	0.00	0.00	-	28.25	-	8	0.00	0.00	0.00	-	80.00	-	-	-	-	5,550	
5,600	0.00	0.00	0.00	-	363.00	-	32	0.00	0.00	0.00	-	380.00	-	31	0.00	0.00	0.00	-	37.25	-	90	0.00	0.00	0.00	-	94.50	-	62	-	-	5,600	
5,650	0.00	0.00	0.00	-	324.00	-	60	0.00	0.00	0.00	-	346.00	-	30	0.00	0.00	0.00	-	47.75	-	89	0.00	0.00	0.00	-	111.00	-	30	-	-	5,650	
5,700	0.00	0.00	0.00	-	287.00	-	124	0.00	0.00	0.00	-	314.00	-	91	55.00	0.00	55.00	55.00	55.00	5	127	0.00	0.00	0.00	-	129.00	-	90	-	-	5,700	
5,750	0.00	0.00	0.00	-	252.00	-	100	0.00	0.00	0.00	-	284.00	-	30	0.00	0.00	0.00	-	76.00	-	120	0.00	0.00	0.00	-	149.00	-	60	-	-	5,750	
5,800	0.00	0.00	0.00	-	220.00	-	33	0.00	0.00	0.00	-	256.00	-	150	0.00	0.00	0.00	-	93.50	-	93	0.00	0.00	0.00	-	170.00	-	90	-	-	5,800	
5,850	0.00	0.00	0.00	-	190.00	-	32	0.00	0.00	0.00	-	230.00	-	60	83.50	0.00	83.50	83.50	83.50	10	90	0.00	0.00	0.00	-	194.00	-	30	-	-	5,850	
5,900	206.00	206.00	206.00	206.00	206.00	30	10	242.00	242.00	242.00	242.00	242.00	30	30	0.00	206.00	0.00	-	137.00	-	60	188.00	188.00	184.00	184.00	184.00	31	30	-	-	5,900	
5,950	169.00	181.00	169.00	176.00	176.00	34	17	0.00	0.00	0.00	-	183.00	-	-	124.00	181.00	124.00	124.00	124.00	2	-	208.00	208.00	197.00	197.00	197.00	90	-	-	-	5,950	

FTSE/Athex Large Cap

(Trade Unit: 1 Index Point x 2€ - Exercise Style: European, Cash Settlement)

Exercise Price	Call Options														Put Options																	
	June 2026					July 2026					Other Months				June 2026					July 2026					Other Months							
	Open price	Price max	Price min	Last price	Closing price	Volume	Open Interest	Open price	Price max	Price min	Last price	Closing price	Volume	Open Interest	Volume	Open Interest	Open price	Price max	Price min	Last price	Closing price	Volume	Open Interest	Open price	Price max	Price min	Last price	Closing price	Volume	Open Interest	Volume	Open Interest
6,000	132.00	151.00	132.00	151.00	151.00	8	10	0.00	0.00	0.00	-	162.00	-	-			139.00	151.00	139.00	139.00	139.00	30	-	236.00	236.00	230.00	230.00	230.00	50	30		6,000
6,050	112.00	124.00	112.00	117.00	117.00	3	10	0.00	0.00	0.00	-	143.00	-	-			0.00	124.00	0.00	-	221.00	-	-	250.00	250.00	250.00	250.00	250.00	30	-		6,050
6,100	94.50	94.50	94.50	94.50	94.50	10	-	0.00	0.00	0.00	-	126.00	-	-			201.00	94.50	201.00	201.00	201.00	30	-	0.00	0.00	0.00	-	339.00	-	-		6,100
6,150	0.00	0.00	0.00	-	66.50	-	-	0.00	0.00	0.00	-	110.00	-	-			0.00	0.00	0.00	-	110.00	-	-	0.00	0.00	0.00	-	373.00	-	-		6,150
6,200	0.00	0.00	0.00	-	54.00	-	-	0.00	0.00	0.00	-	96.00	-	-			0.00	0.00	0.00	-	327.00	-	-	0.00	0.00	0.00	-	409.00	-	-		6,200
6,250	0.00	0.00	0.00	-	43.25	-	-	0.00	0.00	0.00	-	83.50	-	-			0.00	0.00	0.00	-	366.00	-	-	0.00	0.00	0.00	-	446.00	-	-		6,250
6,300	0.00	0.00	0.00	-	34.50	-	-	0.00	0.00	0.00	-	72.00	-	-			0.00	0.00	0.00	-	408.00	-	-	0.00	0.00	0.00	-	485.00	-	-		6,300
6,350	0.00	0.00	0.00	-	27.25	-	-	0.00	0.00	0.00	-	62.00	-	-			0.00	0.00	0.00	-	450.00	-	-	0.00	0.00	0.00	-	524.00	-	-		6,350
6,400	0.00	0.00	0.00	-	21.50	-	-	0.00	0.00	0.00	-	53.00	-	-			0.00	0.00	0.00	-	494.00	-	-	0.00	0.00	0.00	-	566.00	-	-		6,400
6,450	0.00	0.00	0.00	-	16.50	-	-	0.00	0.00	0.00	-	45.50	-	-			0.00	0.00	0.00	-	539.00	-	-	0.00	0.00	0.00	-	608.00	-	-		6,450
6,500	0.00	0.00	0.00	-	12.75	-	-	-	-	-	-	-	-	-			0.00	0.00	0.00	-	585.00	-	-	-	-	-	-	-	-	-		6,500
6,550	0.00	0.00	0.00	-	9.70	-	-	-	-	-	-	-	-	-			0.00	0.00	0.00	-	632.00	-	-	-	-	-	-	-	-	-		6,550
6,600	0.00	0.00	0.00	-	7.30	-	-	-	-	-	-	-	-	-			0.00	0.00	0.00	-	680.00	-	-	-	-	-	-	-	-	-		6,600
6,650	0.00	0.00	0.00	-	5.50	-	-	-	-	-	-	-	-	-			0.00	0.00	0.00	-	728.00	-	-	-	-	-	-	-	-	-		6,650
Totals:						85	651						30	422	0	0						77	699					201	422	0	0	
Number of Trades:							17							1	0								5						8		0	

Allwyn AG (CR)

(Contract Size: 100 Securities, Exercise Style: American, Physical Delivery)

Call Options														Put Options																		
June 2026							July 2026							Other Months		June 2026							July 2026							Other Months		Exercise Price
Open price	Price max	Price min	Last price	Closing price	Volume	Open Interest	Open price	Price max	Price min	Last price	Closing price	Volume	Open Interest	Volume	Open Interest	Open price	Price max	Price min	Last price	Closing price	Volume	Open Interest	Open price	Price max	Price min	Last price	Closing price	Volume	Open Interest	Volume	Open Interest	
8.500	0.000	0.000	0.000	4.19	-	-	0.000	0.000	0.000	4.20	-	-			0.000	0.000	0.000	0.001	-	-	0.000	0.000	0.000	0.002	-	-					0.085	
8.750	0.000	0.000	0.000	3.94	-	-	0.000	0.000	0.000	3.96	-	-			0.000	0.000	0.000	0.001	-	-	0.000	0.000	0.000	0.001	-	-					0.088	
9.000	0.000	0.000	0.000	3.69	-	-	0.000	0.000	0.000	3.71	-	-			0.000	0.000	0.000	0.001	-	-	0.000	0.000	0.000	0.002	-	-					0.090	
9.250	0.000	0.000	0.000	3.44	-	-	0.000	0.000	0.000	3.46	-	-			0.000	0.000	0.000	0.001	-	-	0.000	0.000	0.000	0.004	-	-					0.093	
9.500	0.000	0.000	0.000	3.19	-	-	0.000	0.000	0.000	3.21	-	-			0.000	0.000	0.000	0.001	-	-	0.000	0.000	0.000	0.007	-	-					0.095	
9.750	0.000	0.000	0.000	2.94	-	-	0.000	0.000	0.000	2.97	-	-			0.000	0.000	0.000	0.001	-	-	0.000	0.000	0.000	0.012	-	-					0.098	
10.000	0.000	0.000	0.000	2.69	-	-	0.000	0.000	0.000	2.73	-	-			0.000	0.000	0.000	0.002	-	-	0.000	0.000	0.000	0.021	-	-					0.100	
10.500	0.000	0.000	0.000	2.20	-	-	0.000	0.000	0.000	2.26	-	-			0.000	0.000	0.000	0.008	-	-	0.000	0.000	0.000	0.050	-	-					0.105	
11.000	0.000	0.000	0.000	1.72	-	-	0.000	0.000	0.000	1.82	-	-			0.000	0.000	0.000	0.030	-	-	0.000	0.000	0.000	0.111	-	-					0.110	
11.500	0.000	0.000	0.000	1.28	-	-	0.000	0.000	0.000	1.42	-	-			0.000	0.000	0.000	0.084	-	35	0.000	0.000	0.000	0.212	-	-					0.115	
12.000	0.000	0.000	0.000	0.888	-	-	0.000	0.000	0.000	1.08	-	10			0.000	0.000	0.000	0.192	-	15	0.000	0.000	0.000	0.363	-	-					0.120	
12.500	0.000	0.000	0.000	0.576	-	-	0.000	0.000	0.000	0.785	-	-			0.000	0.000	0.000	0.380	-	-	0.000	0.000	0.000	0.571	-	-					0.125	
13.000	0.000	0.000	0.000	0.340	-	15	0.000	0.000	0.000	0.552	-	-			0.000	0.000	0.000	0.645	-	-	0.000	0.000	0.000	0.838	-	-					0.130	
13.500	0.000	0.000	0.000	0.189	-	-	0.000	0.000	0.000	0.375	-	-			0.000	0.000	0.000	0.994	-	-	0.000	0.000	0.000	1.16	-	-					0.135	
14.000	0.000	0.000	0.000	0.095	-	-	0.000	0.000	0.000	0.246	-	-			0.000	0.000	0.000	1.40	-	-	0.000	0.000	0.000	1.53	-	-					0.140	
14.500	0.000	0.000	0.000	0.043	-	-	0.000	0.000	0.000	0.156	-	-			0.000	0.000	0.000	1.85	-	-	0.000	0.000	0.000	1.94	-	-					0.145	
15.000	0.000	0.000	0.000	0.019	-	-	0.000	0.000	0.000	0.096	-	-			0.000	0.000	0.000	2.33	-	-	0.000	0.000	0.000	2.39	-	-					0.150	
15.500	0.000	0.000	0.000	0.008	-	-	0.000	0.000	0.000	0.056	-	-			0.000	0.000	0.000	2.82	-	-	0.000	0.000	0.000	2.85	-	-					0.155	
16.000	0.000	0.000	0.000	0.003	-	-	0.000	0.000	0.000	0.032	-	-			0.000	0.000	0.000	3.32	-	-	0.000	0.000	0.000	3.33	-	-					0.160	
16.500	0.000	0.000	0.000	0.001	-	-	0.000	0.000	0.000	0.017	-	-			0.000	0.000	0.000	3.82	-	-	0.000	0.000	0.000	3.82	-	-					0.165	
17.000	0.000	0.000	0.000	0.001	-	-	0.000	0.000	0.000	0.010	-	-			0.000	0.000	0.000	4.32	-	-	0.000	0.000	0.000	4.32	-	-					0.170	
17.500	0.000	0.000	0.000	0.003	-	-	0.000	0.000	0.000	0.005	-	-			0.000	0.000	0.000	4.82	-	-	0.000	0.000	0.000	4.82	-	-					0.175	
18.000	0.000	0.000	0.000	0.001	-	-	0.000	0.000	0.000	0.003	-	-			0.000	0.000	0.000	5.32	-	-	0.000	0.000	0.000	5.32	-	-					0.180	
18.500	0.000	0.000	0.000	0.001	-	-	0.000	0.000	0.000	0.001	-	-			0.000	0.000	0.000	5.82	-	-	0.000	0.000	0.000	5.82	-	-					0.185	
19.000	0.000	0.000	0.000	0.001	-	-	0.000	0.000	0.000	0.001	-	-			0.000	0.000	0.000	6.32	-	50	0.000	0.000	0.000	6.32	-	-					0.190	
19.500	0.000	0.000	0.000	0.001	-	-					-	-			0.000	0.000	0.000	6.82	-	50					-	-					0.195	
20.000	0.000	0.000	0.000	0.001	-	-					-	-			0.000	0.000	0.000	7.32	-	-					-	-					0.200	
21.000	0.000	0.000	0.000	0.001	-	-					-	-			0.000	0.000	0.000	8.32	-	-					-	-					0.210	
22.000	0.000	0.000	0.000	0.001	-	-					-	-			0.000	0.000	0.000	9.32	-	-					-	-					0.220	
23.000	0.000	0.000	0.000	0.001	-	-					-	-			0.000	0.000	0.000	10.32	-	-					-	-					0.230	
24.000	0.000	0.000	0.000	0.001	-	-					-	-			0.000	0.000	0.000	11.32	-	-					-	-					0.240	
25.000	0.000	0.000	0.000	0.002	-	-					-	-			0.000	0.000	0.000	12.32	-	-					-	-					0.250	
26.000	0.000	0.000	0.000	0.001	-	-					-	-			0.000	0.000	0.000	13.32	-	-					-	-					0.260	
27.000	0.000	0.000	0.000	0.001	-	-					-	-			0.000	0.000	0.000	14.32	-	-					-	-					0.270	
28.000	0.000	0.000	0.000	0.001	-	-					-	-			0.000	0.000	0.000	15.32	-	-					-	-					0.280	
29.000	0.000	0.000	0.000	0.001	-	-					-	-			0.000	0.000	0.000	16.32	-	-					-	-					0.290	

Allwyn AG (CR)

(Contract Size: 100 Securities, Exercise Style: American, Physical Delivery)

Exercise Price	Call Options														Put Options										Exercise Price									
	June 2026						July 2026						Other Months		June 2026					July 2026						Other Months								
	Open price	Price max	Price min	Last price	Closing price	Volume	Open Interest	Open price	Price max	Price min	Last price	Closing price	Volume	Open Interest	Volume	Open Interest	Open price	Price max	Price min	Last price	Closing price	Volume	Open Interest	Open price		Price max	Price min	Last price	Closing price	Volume	Open Interest	Volume	Open Interest	
30.000	0.000	0.000	0.000		0.001	-	-																											0.300
Totals:						0	15					0	10	0	0							0	150					0	0	0	0			
Number of Trades:						0						0		0								0.00					0		0					

ALPHA BANK (CR)

(Contract Size: 100 Securities, Exercise Style: American, Physical Delivery)

Call Options														Put Options																		
June 2026							July 2026							Other Months		June 2026							July 2026							Other Months		Exercise Price
Open price	Price max	Price min	Last price	Closing price	Volume	Open Interest	Open price	Price max	Price min	Last price	Closing price	Volume	Open Interest	Volume	Open Interest	Open price	Price max	Price min	Last price	Closing price	Volume	Open Interest	Open price	Price max	Price min	Last price	Closing price	Volume	Open Interest	Volume	Open Interest	
2.000	0.000	0.000	0.000	1.80	-	-										0.000	0.000	0.000	0.001	-	-											0.020
2.100	0.000	0.000	0.000	1.70	-	-										0.000	0.000	0.000	0.001	-	-											0.021
2.200	0.000	0.000	0.000	1.60	-	-										0.000	0.000	0.000	0.001	-	-											0.022
2.300	0.000	0.000	0.000	1.50	-	-										0.000	0.000	0.000	0.001	-	-											0.023
2.400	0.000	0.000	0.000	1.40	-	-	0.000	0.000	0.000		1.41	-	-			0.000	0.000	0.000	0.001	-	-	0.000	0.000	0.000	0.001	-	-					0.024
2.500	0.000	0.000	0.000	1.30	-	-	0.000	0.000	0.000		1.31	-	-			0.000	0.000	0.000	0.001	-	-	0.000	0.000	0.000	0.002	-	-					0.025
2.600	0.000	0.000	0.000	1.20	-	-	0.000	0.000	0.000		1.21	-	-			0.000	0.000	0.000	0.001	-	-	0.000	0.000	0.000	0.004	-	-					0.026
2.700	0.000	0.000	0.000	1.10	-	-	0.000	0.000	0.000		1.12	-	-			0.000	0.000	0.000	0.001	-	-	0.000	0.000	0.000	0.008	-	-					0.027
2.800	0.000	0.000	0.000	1.01	-	-	0.000	0.000	0.000		1.02	-	-			0.000	0.000	0.000	0.001	-	-	0.000	0.000	0.000	0.013	-	-					0.028
2.900	0.000	0.000	0.000	0.907	-	-	0.000	0.000	0.000		0.929	-	-			0.000	0.000	0.000	0.003	-	-	0.000	0.000	0.000	0.020	-	-					0.029
3.000	0.000	0.000	0.000	0.810	-	-	0.000	0.000	0.000		0.840	-	-			0.000	0.000	0.000	0.006	-	-	0.000	0.000	0.000	0.031	-	-					0.030
3.100	0.000	0.000	0.000	0.716	-	-	0.000	0.000	0.000		0.754	-	-			0.000	0.000	0.000	0.012	-	-	0.000	0.000	0.000	0.045	-	-					0.031
3.200	0.000	0.000	0.000	0.625	-	-	0.000	0.000	0.000		0.672	-	-			0.000	0.000	0.000	0.020	-	-	0.000	0.000	0.000	0.063	-	-					0.032
3.300	0.000	0.000	0.000	0.538	-	-	0.000	0.000	0.000		0.596	-	-			0.000	0.000	0.000	0.033	-	-	0.000	0.000	0.000	0.087	-	-					0.033
3.400	0.000	0.000	0.000	0.456	-	-	0.000	0.000	0.000		0.523	-	-			0.000	0.000	0.000	0.051	-	-	0.000	0.000	0.000	0.113	-	-					0.034
3.500	0.000	0.000	0.000	0.381	-	-	0.000	0.000	0.000		0.458	-	-			0.000	0.000	0.000	0.077	-	-	0.000	0.000	0.000	0.148	-	-					0.035
3.600	0.000	0.000	0.000	0.315	-	-	0.000	0.000	0.000		0.395	-	-			0.000	0.000	0.000	0.110	-	45	0.000	0.000	0.000	0.185	-	-					0.036
3.700	0.000	0.000	0.000	0.255	-	-	0.000	0.000	0.000		0.342	-	-			0.000	0.000	0.000	0.150	-	-	0.000	0.000	0.000	0.232	-	-					0.037
3.800	0.000	0.000	0.000	0.201	-	-	0.000	0.000	0.000		0.290	-	-			0.000	0.000	0.000	0.196	-	-	0.000	0.000	0.000	0.280	-	-					0.038
3.900	0.000	0.000	0.000	0.159	-	2,000	0.000	0.000	0.000		0.249	-	-			0.000	0.000	0.000	0.254	-	-	0.000	0.000	0.000	0.338	-	-					0.039
4.000	0.000	0.000	0.000	0.123	-	10	0.000	0.000	0.000		0.208	-	-			0.000	0.000	0.000	0.318	-	-	0.000	0.000	0.000	0.397	-	-					0.040
4.250	0.000	0.000	0.000	0.058	-	-	0.000	0.000	0.000		0.132	-	-			0.000	0.000	0.000	0.504	-	-	0.000	0.000	0.000	0.572	-	-					0.043
4.400	0.000	0.000	0.000	0.036	-	-										0.000	0.000	0.000	0.632	-	-											0.044
4.500	0.000	0.000	0.000	0.027	-	-	0.000	0.000	0.000		0.081	-	-			0.000	0.000	0.000	0.722	-	-	0.000	0.000	0.000	0.771	-	-					0.045
4.750	0.000	0.000	0.000	0.010	-	-	0.000	0.000	0.000		0.048	-	-			0.000	0.000	0.000	0.957	-	-	0.000	0.000	0.000	0.988	-	-					0.048
4.800	0.000	0.000	0.000	0.009	-	-										0.000	0.000	0.000	1.01	-	-											0.048
5.000	0.000	0.000	0.000	0.004	-	-	0.000	0.000	0.000		0.027	-	-			0.000	0.000	0.000	1.20	-	-	0.000	0.000	0.000	1.22	-	-					0.050
5.250	0.000	0.000	0.000	0.001	-	-	0.000	0.000	0.000		0.015	-	-			0.000	0.000	0.000	1.45	-	-	0.000	0.000	0.000	1.46	-	-					0.053
5.500	0.000	0.000	0.000	0.001	-	-	0.000	0.000	0.000		0.008	-	-			0.000	0.000	0.000	1.70	-	-	0.000	0.000	0.000	1.70	-	-					0.055
5.750	0.000	0.000	0.000	0.001	-	-	0.000	0.000	0.000		0.004	-	-			0.000	0.000	0.000	1.95	-	-	0.000	0.000	0.000	1.95	-	-					0.058
6.000	0.000	0.000	0.000	0.001	-	-	0.000	0.000	0.000		0.002	-	-			0.000	0.000	0.000	2.20	-	-	0.000	0.000	0.000	2.20	-	-					0.060
6.250	0.000	0.000	0.000	0.001	-	-	0.000	0.000	0.000		0.001	-	-			0.000	0.000	0.000	2.45	-	-	0.000	0.000	0.000	2.45	-	-					0.063
6.500	0.000	0.000	0.000	0.001	-	-										0.000	0.000	0.000	2.70	-	-											0.065
6.750	0.000	0.000	0.000	0.001	-	-										0.000	0.000	0.000	2.95	-	-											0.068
7.000	0.000	0.000	0.000	0.001	-	-										0.000	0.000	0.000	3.20	-	-											0.070

ALPHA BANK (CR)

(Contract Size: 100 Securities, Exercise Style: American, Physical Delivery)

Exercise Price	Call Options														Put Options										Exercise Price										
	June 2026				July 2026				Other Months		June 2026				July 2026				Other Months																
	Open price	Price max	Price min	Last price	Closing price	Volume	Open Interest	Open price	Price max	Price min	Last price	Closing price	Volume	Open Interest	Volume	Open Interest	Open price	Price max	Price min	Last price	Closing price	Volume	Open Interest	Volume		Open Interest									
Totals:						0	2,010							0	0	0	0							0	45							0	0	0	0
Number of Trades:							0							0		0								0.00							0		0		

NATIONAL BANK (CR)

(Contract Size: 100 Securities, Exercise Style: American, Physical Delivery)

Call Options																	Put Options																	
June 2026							July 2026							Other Months		June 2026					July 2026					Other Months		Exercise Price						
Exercise Price	Open price	Price max	Price min	Last price	Closing price	Volume	Open Interest	Open price	Price max	Price min	Last price	Closing price	Volume	Open Interest	Volume	Open Interest	Open price	Price max	Price min	Last price	Closing price	Volume	Open Interest	Open price	Price max	Price min	Last price		Closing price	Volume	Open Interest	Volume	Open Interest	
8.250	0.000	0.000	0.000		6.52	-	-										0.000	0.000	0.000		0.001	-	-										0.083	
8.400	0.000	0.000	0.000		6.37	-	-										0.000	0.000	0.000		0.001	-	-										0.084	
8.500	0.000	0.000	0.000		6.27	-	-										0.000	0.000	0.000		0.001	-	-										0.085	
8.750	0.000	0.000	0.000		6.02	-	-										0.000	0.000	0.000		0.001	-	-										0.088	
8.800	0.000	0.000	0.000		5.97	-	-										0.000	0.000	0.000		0.001	-	-										0.088	
9.000	0.000	0.000	0.000		5.77	-	-										0.000	0.000	0.000		0.001	-	-										0.090	
9.200	0.000	0.000	0.000		5.57	-	-										0.000	0.000	0.000		0.001	-	-										0.092	
9.250	0.000	0.000	0.000		5.52	-	-	0.000	0.000	0.000		5.54	-	-			0.000	0.000	0.000		0.001	-	-	0.000	0.000	0.000		0.002	-	-			0.093	
9.500	0.000	0.000	0.000		5.27	-	-	0.000	0.000	0.000		5.29	-	-			0.000	0.000	0.000		0.001	-	-	0.000	0.000	0.000		0.003	-	-			0.095	
9.600	0.000	0.000	0.000		5.17	-	-										0.000	0.000	0.000		0.001	-	-										0.096	
9.750	0.000	0.000	0.000		5.02	-	-	0.000	0.000	0.000		5.04	-	-			0.000	0.000	0.000		0.001	-	-	0.000	0.000	0.000		0.005	-	-			0.098	
10.000	0.000	0.000	0.000		4.77	-	-	0.000	0.000	0.000		4.80	-	-			0.000	0.000	0.000		0.002	-	-	0.000	0.000	0.000		0.007	-	-			0.100	
10.500	0.000	0.000	0.000		4.28	-	-	0.000	0.000	0.000		4.31	-	-			0.000	0.000	0.000		0.001	-	-	0.000	0.000	0.000		0.017	-	-			0.105	
11.000	0.000	0.000	0.000		3.78	-	-	0.000	0.000	0.000		3.83	-	-			0.000	0.000	0.000		0.004	-	-	0.000	0.000	0.000		0.036	-	-			0.110	
11.500	0.000	0.000	0.000		3.29	-	-	0.000	0.000	0.000		3.36	-	-			0.000	0.000	0.000		0.011	-	-	0.000	0.000	0.000		0.070	-	-			0.115	
12.000	0.000	0.000	0.000		2.80	-	-	0.000	0.000	0.000		2.92	-	-			0.000	0.000	0.000		0.028	-	-	0.000	0.000	0.000		0.124	-	-			0.120	
12.500	0.000	0.000	0.000		2.34	-	-	0.000	0.000	0.000		2.50	-	-			0.000	0.000	0.000		0.064	-	133	0.000	0.000	0.000		0.204	-	-			0.125	
13.000	0.000	0.000	0.000		1.91	-	-	0.000	0.000	0.000		2.11	-	-			0.000	0.000	0.000		0.129	-	1	0.000	0.000	0.000		0.314	-	-			0.130	
13.500	0.000	0.000	0.000		1.51	-	-	0.000	0.000	0.000		1.75	-	-			0.000	0.000	0.000		0.231	-	147	0.000	0.000	0.000		0.456	-	-			0.135	
14.000	0.000	0.000	0.000		1.16	-	-	0.000	0.000	0.000		1.44	-	-			0.000	0.000	0.000		0.382	-	-	0.000	0.000	0.000		0.637	-	-			0.140	
14.500	0.000	0.000	0.000		0.864	-	-	0.000	0.000	0.000		1.17	-	-			0.000	0.000	0.000		0.585	-	10	0.000	0.000	0.000		0.866	-	-			0.145	
15.000	0.000	0.000	0.000		0.623	-	15	0.000	0.000	0.000		0.929	-	-			0.000	0.000	0.000		0.844	-	-	0.000	0.000	0.000		1.13	-	-			0.150	
15.500	0.000	0.000	0.000		0.435	-	-	0.000	0.000	0.000		0.722	-	-			0.000	0.000	0.000		1.16	-	-	0.000	0.000	0.000		1.42	-	-			0.155	
16.000	0.000	0.000	0.000		0.293	-	-	0.000	0.000	0.000		0.567	-	-			0.000	0.000	0.000		1.52	-	-	0.000	0.000	0.000		1.77	-	-			0.160	
16.500	0.000	0.000	0.000		0.191	-	-	0.000	0.000	0.000		0.433	-	-			0.000	0.000	0.000		1.91	-	-	0.000	0.000	0.000		2.13	-	-			0.165	
17.000	0.000	0.000	0.000		0.119	-	-	0.000	0.000	0.000		0.324	-	-			0.000	0.000	0.000		2.34	-	-	0.000	0.000	0.000		2.52	-	-			0.170	
17.500	0.000	0.000	0.000		0.073	-	-	0.000	0.000	0.000		0.245	-	-			0.000	0.000	0.000		2.80	-	-	0.000	0.000	0.000		2.95	-	-			0.175	
18.000	0.000	0.000	0.000		0.044	-	-	0.000	0.000	0.000		0.177	-	-			0.000	0.000	0.000		3.27	-	-	0.000	0.000	0.000		3.38	-	-			0.180	
18.500	0.000	0.000	0.000		0.026	-	-	0.000	0.000	0.000		0.132	-	-			0.000	0.000	0.000		3.75	-	-	0.000	0.000	0.000		3.84	-	-			0.185	
19.000	0.000	0.000	0.000		0.014	-	-	0.000	0.000	0.000		0.094	-	-			0.000	0.000	0.000		4.24	-	-	0.000	0.000	0.000		4.30	-	-			0.190	
19.500	0.000	0.000	0.000		0.008	-	-	0.000	0.000	0.000		0.068	-	-			0.000	0.000	0.000		4.74	-	-	0.000	0.000	0.000		4.78	-	-			0.195	
20.000	0.000	0.000	0.000		0.004	-	-	0.000	0.000	0.000		0.047	-	-			0.000	0.000	0.000		5.24	-	-	0.000	0.000	0.000		5.26	-	-			0.200	
21.000	0.000	0.000	0.000		0.001	-	-										0.000	0.000	0.000		6.24	-	-										0.210	
22.000	0.000	0.000	0.000		0.001	-	-										0.000	0.000	0.000		7.24	-	-										0.220	
Totals:						0	15							0	0	0	0	0						0	291						0	0	40	40
Number of Trades:						0							0							0.00						0						1		

OTE (CR)

(Contract Size: 100 Securities, Exercise Style: American, Physical Delivery)

Exercise Price	Call Options														Put Options																	
	June 2026						July 2026						Other Months		June 2026						July 2026						Other Months		Exercise Price			
	Open price	Price max	Price min	Last price	Closing price	Volume	Open Interest	Open price	Price max	Price min	Last price	Closing price	Volume	Open Interest	Volume	Open Interest	Open price	Price max	Price min	Last price	Closing price	Volume	Open Interest	Open price	Price max	Price min	Last price	Closing price		Volume	Open Interest	Volume
10.000	0.000	0.000	0.000		8.51	-	-						-	-			0.000	0.000	0.000		0.001	-	-					-		-		
10.500	0.000	0.000	0.000		8.01	-	-						-	-			0.000	0.000	0.000		0.001	-	-					-	-			0.105
11.000	0.000	0.000	0.000		7.51	-	-						-	-			0.000	0.000	0.000		0.001	-	-					-	-			0.110
11.500	0.000	0.000	0.000		7.02	-	-						-	-			0.000	0.000	0.000		0.001	-	-					-	-			0.115
12.000	0.000	0.000	0.000		6.52	-	-						-	-			0.000	0.000	0.000		0.002	-	-					-	-			0.120
12.500	0.000	0.000	0.000		6.02	-	-						-	-			0.000	0.000	0.000		0.001	-	-					-	-			0.125
13.000	0.000	0.000	0.000		5.52	-	-	0.000	0.000	0.000		5.54	-	-			0.000	0.000	0.000		0.001	-	-	0.000	0.000	0.000		0.001	-	-		0.130
13.500	0.000	0.000	0.000		5.02	-	-	0.000	0.000	0.000		5.04	-	-			0.000	0.000	0.000		0.001	-	-	0.000	0.000	0.000		0.001	-	-		0.135
14.000	0.000	0.000	0.000		4.52	-	-	0.000	0.000	0.000		4.54	-	-			0.000	0.000	0.000		0.001	-	-	0.000	0.000	0.000		0.003	-	-		0.140
14.500	0.000	0.000	0.000		4.02	-	-	0.000	0.000	0.000		4.05	-	-			0.000	0.000	0.000		0.001	-	-	0.000	0.000	0.000		0.009	-	-		0.145
15.000	0.000	0.000	0.000		3.52	-	-	0.000	0.000	0.000		3.56	-	-			0.000	0.000	0.000		0.001	-	-	0.000	0.000	0.000		0.021	-	-		0.150
15.500	0.000	0.000	0.000		3.02	-	-	0.000	0.000	0.000		3.09	-	-			0.000	0.000	0.000		0.002	-	-	0.000	0.000	0.000		0.045	-	-		0.155
16.000	0.000	0.000	0.000		2.53	-	-	0.000	0.000	0.000		2.63	-	-			0.000	0.000	0.000		0.007	-	-	0.000	0.000	0.000		0.087	-	-		0.160
16.500	0.000	0.000	0.000		2.04	-	-	0.000	0.000	0.000		2.20	-	-			0.000	0.000	0.000		0.023	-	-	0.000	0.000	0.000		0.153	-	-		0.165
17.000	0.000	0.000	0.000		1.59	-	-	0.000	0.000	0.000		1.80	-	-			0.000	0.000	0.000		0.063	-	45	0.000	0.000	0.000		0.253	-	-		0.170
17.500	0.000	0.000	0.000		1.17	-	-	0.000	0.000	0.000		1.44	-	-			0.000	0.000	0.000		0.142	-	77	0.000	0.000	0.000		0.392	-	-		0.175
18.000	0.000	0.000	0.000		0.808	-	-	0.000	0.000	0.000		1.12	-	-			0.000	0.000	0.000		0.285	-	91	0.000	0.000	0.000		0.575	-	-		0.180
18.500	0.000	0.000	0.000		0.518	-	-	0.000	0.000	0.000		0.853	-	-			0.000	0.000	0.000		0.495	-	-	0.000	0.000	0.000		0.804	-	-		0.185
19.000	0.000	0.000	0.000		0.314	-	60	0.000	0.000	0.000		0.638	-	-			0.000	0.000	0.000		0.791	-	-	0.000	0.000	0.000		1.09	-	-		0.190
19.500	0.000	0.000	0.000		0.174	-	45	0.000	0.000	0.000		0.465	-	-			0.000	0.000	0.000		1.15	-	-	0.000	0.000	0.000		1.42	-	-		0.195
20.000	0.000	0.000	0.000		0.087	-	-	0.000	0.000	0.000		0.330	-	-			0.000	0.000	0.000		1.57	-	-	0.000	0.000	0.000		1.78	-	-		0.200
21.000	0.000	0.000	0.000		0.018	-	-	0.000	0.000	0.000		0.149	-	-			0.000	0.000	0.000		2.51	-	-	0.000	0.000	0.000		2.61	-	-		0.210
22.000	0.000	0.000	0.000		0.003	-	-	0.000	0.000	0.000		0.065	-	-			0.000	0.000	0.000		3.50	-	-	0.000	0.000	0.000		3.53	-	-		0.220
23.000	0.000	0.000	0.000		0.002	-	-	0.000	0.000	0.000		0.024	-	-			0.000	0.000	0.000		4.50	-	-	0.000	0.000	0.000		4.50	-	-		0.230
24.000	0.000	0.000	0.000		0.001	-	-	0.000	0.000	0.000		0.008	-	-			0.000	0.000	0.000		5.50	-	-	0.000	0.000	0.000		5.50	-	-		0.240
25.000	0.000	0.000	0.000		0.001	-	-	0.000	0.000	0.000		0.003	-	-			0.000	0.000	0.000		6.50	-	-	0.000	0.000	0.000		6.50	-	-		0.250
26.000	0.000	0.000	0.000		0.001	-	-	0.000	0.000	0.000		0.001	-	-			0.000	0.000	0.000		7.50	-	-	0.000	0.000	0.000		7.50	-	-		0.260
27.000	0.000	0.000	0.000		0.001	-	-	0.000	0.000	0.000		0.001	-	-			0.000	0.000	0.000		8.50	-	-	0.000	0.000	0.000		8.50	-	-		0.270
28.000	0.000	0.000	0.000		0.001	-	-	0.000	0.000	0.000		0.001	-	-			0.000	0.000	0.000		9.50	-	-	0.000	0.000	0.000		9.50	-	-		0.280
Totals:						0	105						0	0	0	0					0	213						0	0	0	0	
Number of Trades:						0							0		0							0.00						0		0		

PIRAEUS BANK (CR)

(Contract Size: 100 Securities, Exercise Style: American, Physical Delivery)

Call Options															Put Options																	
June 2026							July 2026							Other Months		June 2026							July 2026							Other Months		Exercise Price
Open price	Price max	Price min	Last price	Closing price	Volume	Open Interest	Open price	Price max	Price min	Last price	Closing price	Volume	Open Interest	Volume	Open Interest	Open price	Price max	Price min	Last price	Closing price	Volume	Open Interest	Open price	Price max	Price min	Last price	Closing price	Volume	Open Interest	Volume	Open Interest	
4.250	0.000	0.000	0.000	4.66	-	-										0.000	0.000	0.000	0.001	-	-											0.043
4.500	0.000	0.000	0.000	4.41	-	-										0.000	0.000	0.000	0.001	-	-											0.045
4.750	0.000	0.000	0.000	4.16	-	-										0.000	0.000	0.000	0.001	-	-											0.048
5.000	0.000	0.000	0.000	3.91	-	-										0.000	0.000	0.000	0.001	-	-											0.050
5.250	0.000	0.000	0.000	3.66	-	-										0.000	0.000	0.000	0.001	-	-											0.053
5.500	0.000	0.000	0.000	3.41	-	-	0.000	0.000	0.000		3.42	-	-			0.000	0.000	0.000	0.001	-	-		0.000	0.000	0.000	0.001	-	-				0.055
5.750	0.000	0.000	0.000	3.16	-	-	0.000	0.000	0.000		3.17	-	-			0.000	0.000	0.000	0.001	-	-		0.000	0.000	0.000	0.003	-	-				0.058
6.000	0.000	0.000	0.000	2.91	-	-	0.000	0.000	0.000		2.92	-	-			0.000	0.000	0.000	0.001	-	-		0.000	0.000	0.000	0.006	-	-				0.060
6.250	0.000	0.000	0.000	2.66	-	-	0.000	0.000	0.000		2.68	-	-			0.000	0.000	0.000	0.001	-	-		0.000	0.000	0.000	0.011	-	-				0.063
6.500	0.000	0.000	0.000	2.41	-	-	0.000	0.000	0.000		2.44	-	-			0.000	0.000	0.000	0.003	-	-		0.000	0.000	0.000	0.020	-	-				0.065
6.750	0.000	0.000	0.000	2.17	-	-	0.000	0.000	0.000		2.20	-	-			0.000	0.000	0.000	0.006	-	-		0.000	0.000	0.000	0.035	-	-				0.068
7.000	0.000	0.000	0.000	1.92	-	-	0.000	0.000	0.000		1.98	-	-			0.000	0.000	0.000	0.013	-	-		0.000	0.000	0.000	0.056	-	-				0.070
7.250	0.000	0.000	0.000	1.69	-	-	0.000	0.000	0.000		1.76	-	-			0.000	0.000	0.000	0.026	-	-		0.000	0.000	0.000	0.085	-	-				0.073
7.500	0.000	0.000	0.000	1.46	-	-	0.000	0.000	0.000		1.55	-	-			0.000	0.000	0.000	0.048	-	-		0.000	0.000	0.000	0.129	-	-				0.075
7.750	0.000	0.000	0.000	1.24	-	-	0.000	0.000	0.000		1.35	-	-			0.000	0.000	0.000	0.081	-	-		0.000	0.000	0.000	0.182	-	-				0.078
8.000	0.000	0.000	0.000	1.04	-	-	0.000	0.000	0.000		1.17	-	-			0.000	0.000	0.000	0.128	-	-		0.000	0.000	0.000	0.248	-	-				0.080
8.250	0.000	0.000	0.000	0.853	-	-	0.000	0.000	0.000		1.01	-	-			0.000	0.000	0.000	0.192	-	-		0.000	0.000	0.000	0.334	-	-				0.083
8.500	0.000	0.000	0.000	0.691	-	-	0.000	0.000	0.000		0.853	-	-			0.000	0.000	0.000	0.280	-	-		0.000	0.000	0.000	0.429	-	-				0.085
8.750	0.000	0.000	0.000	0.550	-	10	0.000	0.000	0.000		0.721	-	-			0.000	0.000	0.000	0.389	-	-		0.000	0.000	0.000	0.547	-	-				0.088
9.000	0.000	0.000	0.000	0.428	-	900	0.000	0.000	0.000		0.601	-	-			0.000	0.000	0.000	0.517	-	-		0.000	0.000	0.000	0.677	-	-				0.090
9.250	0.000	0.000	0.000	0.324	-	-	0.000	0.000	0.000		0.498	-	-			0.000	0.000	0.000	0.663	-	-		0.000	0.000	0.000	0.823	-	-				0.093
9.500	0.000	0.000	0.000	0.245	-	-	0.000	0.000	0.000		0.409	-	-			0.000	0.000	0.000	0.834	-	-		0.000	0.000	0.000	0.985	-	-				0.095
9.750	0.000	0.000	0.000	0.181	-	-	0.000	0.000	0.000		0.332	-	-			0.000	0.000	0.000	1.02	-	-		0.000	0.000	0.000	1.16	-	-				0.098
10.000	0.000	0.000	0.000	0.129	-	-	0.000	0.000	0.000		0.269	-	-			0.000	0.000	0.000	1.22	-	-		0.000	0.000	0.000	1.34	-	-				0.100
10.500	0.000	0.000	0.000	0.065	-	-	0.000	0.000	0.000		0.171	-	-			0.000	0.000	0.000	1.66	-	-		0.000	0.000	0.000	1.75	-	-				0.105
11.000	0.000	0.000	0.000	0.030	-	-	0.000	0.000	0.000		0.105	-	-			0.000	0.000	0.000	2.12	-	-		0.000	0.000	0.000	2.18	-	-				0.110
11.500	0.000	0.000	0.000	0.013	-	-	0.000	0.000	0.000		0.062	-	-			0.000	0.000	0.000	2.61	-	-		0.000	0.000	0.000	2.64	-	-				0.115
12.000	0.000	0.000	0.000	0.005	-	-	0.000	0.000	0.000		0.036	-	-			0.000	0.000	0.000	3.10	-	-		0.000	0.000	0.000	3.12	-	-				0.120
12.500	0.000	0.000	0.000	0.002	-	-	0.000	0.000	0.000		0.021	-	-			0.000	0.000	0.000	3.60	-	-		0.000	0.000	0.000	3.61	-	-				0.125
13.000	0.000	0.000	0.000	0.001	-	-	0.000	0.000	0.000		0.012	-	-			0.000	0.000	0.000	4.10	-	-		0.000	0.000	0.000	4.10	-	-				0.130
Totals:					0	910						0	0	0	0						0	0						0	30	0	0	
Number of Trades:					0						0	0						0.00						0						0		

PPC (CR)

(Contract Size: 100 Securities, Exercise Style: American, Physical Delivery)

Call Options														Put Options																		
June 2026							July 2026							Other Months		June 2026							July 2026							Other Months		Exercise Price
Open price	Price max	Price min	Last price	Closing price	Volume	Open Interest	Open price	Price max	Price min	Last price	Closing price	Volume	Open Interest	Volume	Open Interest	Open price	Price max	Price min	Last price	Closing price	Volume	Open Interest	Open price	Price max	Price min	Last price	Closing price	Volume	Open Interest	Volume	Open Interest	
9.200	0.000	0.000	0.000	12.29	-	-										0.000	0.000	0.000	0.001	-	-											0.092
9.500	0.000	0.000	0.000	11.99	-	-										0.000	0.000	0.000	0.001	-	-											0.095
9.600	0.000	0.000	0.000	11.89	-	-										0.000	0.000	0.000	0.001	-	-											0.096
9.750	0.000	0.000	0.000	11.74	-	-										0.000	0.000	0.000	0.001	-	-											0.098
10.000	0.000	0.000	0.000	11.49	-	-										0.000	0.000	0.000	0.001	-	-											0.100
10.500	0.000	0.000	0.000	10.99	-	-										0.000	0.000	0.000	0.001	-	-											0.105
11.000	0.000	0.000	0.000	10.49	-	-										0.000	0.000	0.000	0.001	-	-											0.110
11.500	0.000	0.000	0.000	10.00	-	-										0.000	0.000	0.000	0.001	-	-											0.115
12.000	0.000	0.000	0.000	9.50	-	-										0.000	0.000	0.000	0.001	-	-											0.120
12.500	0.000	0.000	0.000	9.00	-	-										0.000	0.000	0.000	0.001	-	-											0.125
13.000	0.000	0.000	0.000	8.50	-	-	0.000	0.000	0.000		8.52	-	-			0.000	0.000	0.000	0.001	-	-	0.000	0.000	0.000		0.001	-	-				0.130
13.500	0.000	0.000	0.000	8.00	-	-	0.000	0.000	0.000		8.02	-	-			0.000	0.000	0.000	0.001	-	-	0.000	0.000	0.000		0.001	-	-				0.135
14.000	0.000	0.000	0.000	7.50	-	-	0.000	0.000	0.000		7.52	-	-			0.000	0.000	0.000	0.001	-	-	0.000	0.000	0.000		0.001	-	-				0.140
14.500	0.000	0.000	0.000	7.00	-	-	0.000	0.000	0.000		7.02	-	-			0.000	0.000	0.000	0.001	-	-	0.000	0.000	0.000		0.002	-	-				0.145
15.000	0.000	0.000	0.000	6.50	-	-	0.000	0.000	0.000		6.52	-	-			0.000	0.000	0.000	0.001	-	-	0.000	0.000	0.000		0.001	-	-				0.150
15.500	0.000	0.000	0.000	6.00	-	-	0.000	0.000	0.000		6.03	-	-			0.000	0.000	0.000	0.001	-	-	0.000	0.000	0.000		0.001	-	-				0.155
16.000	0.000	0.000	0.000	5.50	-	-	0.000	0.000	0.000		5.53	-	-			0.000	0.000	0.000	0.002	-	-	0.000	0.000	0.000		0.001	-	-				0.160
16.500	0.000	0.000	0.000	5.00	-	-	0.000	0.000	0.000		5.03	-	-			0.000	0.000	0.000	0.001	-	-	0.000	0.000	0.000		0.004	-	-				0.165
17.000	0.000	0.000	0.000	4.50	-	-	0.000	0.000	0.000		4.54	-	-			0.000	0.000	0.000	0.003	-	-	0.000	0.000	0.000		0.009	-	-				0.170
17.500	0.000	0.000	0.000	4.00	-	-	0.000	0.000	0.000		4.05	-	-			0.000	0.000	0.000	0.001	-	-	0.000	0.000	0.000		0.019	-	-				0.175
18.000	0.000	0.000	0.000	3.51	-	-	0.000	0.000	0.000		3.57	-	-			0.000	0.000	0.000	0.004	-	3	0.000	0.000	0.000		0.037	-	-				0.180
18.500	0.000	0.000	0.000	3.02	-	60	0.000	0.000	0.000		3.10	-	-			0.000	0.000	0.000	0.011	-	3	0.000	0.000	0.000		0.069	-	-				0.185
19.000	0.000	0.000	0.000	2.53	-	15	0.000	0.000	0.000		2.66	-	-			0.000	0.000	0.000	0.028	-	32	0.000	0.000	0.000		0.122	-	-				0.190
19.500	0.000	0.000	0.000	2.07	-	-	0.000	0.000	0.000		2.24	-	-			0.000	0.000	0.000	0.065	-	35	0.000	0.000	0.000		0.203	-	-				0.195
20.000	0.000	0.000	0.000	1.64	-	55	0.000	0.000	0.000		1.85	-	-			0.000	0.000	0.000	0.132	-	137	0.000	0.000	0.000		0.316	-	-				0.200
21.000	0.000	0.000	0.000	0.909	-	112	1.24	1.24	1.23	1.23	1.23	30	30			0.000	0.000	0.000	0.402	-	75	0.000	0.000	0.000		0.657	-	-				0.210
22.000	0.000	0.000	0.000	0.423	-	255	0.000	0.000	0.000		0.708	-	30			0.000	0.000	0.000	0.917	-	15	0.000	0.000	0.000		1.17	-	-				0.220
23.000	0.000	0.000	0.000	0.162	-	-	0.000	0.000	0.000		0.386	-	15			0.000	0.000	0.000	1.66	-	-	0.000	0.000	0.000		1.85	-	-				0.230
24.000	0.000	0.000	0.000	0.050	-	-	0.000	0.000	0.000		0.193	-	-			0.000	0.000	0.000	2.55	-	-	0.000	0.000	0.000		2.66	-	-				0.240
25.000	0.000	0.000	0.000	0.013	-	-	0.000	0.000	0.000		0.086	-	-			0.000	0.000	0.000	3.52	-	-	0.000	0.000	0.000		3.57	-	-				0.250
26.000	0.000	0.000	0.000	0.002	-	-	0.000	0.000	0.000		0.038	-	-			0.000	0.000	0.000	4.52	-	-	0.000	0.000	0.000		4.53	-	-				0.260
27.000	0.000	0.000	0.000	0.001	-	-	0.000	0.000	0.000		0.015	-	-			0.000	0.000	0.000	5.52	-	-	0.000	0.000	0.000		5.52	-	-				0.270
28.000	0.000	0.000	0.000	0.001	-	-	0.000	0.000	0.000		0.005	-	-			0.000	0.000	0.000	6.52	-	-	0.000	0.000	0.000		6.52	-	-				0.280
29.000	0.000	0.000	0.000	0.001	-	-	0.000	0.000	0.000		0.002	-	-			0.000	0.000	0.000	7.52	-	-	0.000	0.000	0.000		7.52	-	-				0.290
30.000	0.000	0.000	0.000	0.001	-	-	0.000	0.000	0.000		0.001	-	-			0.000	0.000	0.000	8.52	-	-	0.000	0.000	0.000		8.52	-	-				0.300
31.000	0.000	0.000	0.000	0.001	-	-	0.000	0.000	0.000		0.001	-	-			0.000	0.000	0.000	9.52	-	-	0.000	0.000	0.000		9.52	-	-				0.310

PPC (CR)

(Contract Size: 100 Securities, Exercise Style: American, Physical Delivery)

	Call Options														Put Options																		
	June 2026						July 2026						Other Months		June 2026						July 2026						Other Months						
Exercise Price	Open price	Price max	Price min	Last price	Closing price	Volume	Open Interest	Open price	Price max	Price min	Last price	Closing price	Volume	Open Interest	Volume	Open Interest	Open price	Price max	Price min	Last price	Closing price	Volume	Open Interest	Open price	Price max	Price min	Last price	Closing price	Volume	Open Interest	Volume	Open Interest	Exercise Price
Totals:						0	497						30	75	0	0						0	300						0	151	0	0	
Number of Trades:						0							2		0							0.00							0		0		

Lending Products	Underlying Title	Multilateral Transactions[1]					Bilateral Transactions[2]		Stock Borrowing through OTC (volume)[3]
		Open Interest[5]	Volume(Offered)	Average Weighted	Transactions volume	Average Weighted	Transactions Volume	Average Weighted	Transactions Volume
ADMIEBOR	ADMIE (IPTO) HOLDING S.A. (CR)	222,520	---	---	2,126	5.49%	---	---	6,882,049
AEGNBOR	AEGEAN AIRLINES (CR)	---	---	---	---	---	---	---	1,220,065
AKTRBOR	AKTOR S.A. HOLDING CO. (CR)	---	---	---	---	---	---	---	985,747
ALWNBOR	Allwyn AG (CR)	20,000	---	---	---	---	---	---	14,407,599
ALPHABOR	ALPHA BANK (CR)	400	---	---	---	---	---	---	196,565,874
AETFBOR	ALPHA ETF FTSE Athex Large Cap	---	---	---	---	---	---	---	2,000
AEMBOR	ALTER EGO MEDIA (CR)	---	---	---	---	---	---	---	250
AIABOR	ATHENS INTL AIRPORT (CR)	3,000	---	---	---	---	---	---	1,408,095
ACAGBOR	AUSTRIACARD (CB)	---	---	---	---	---	---	---	962
OTOELBOR	AUTOHELLAS SA (CR)	100	---	---	---	---	---	---	109,964
AVAXBOR	AVAX S.A. (CR)	4,000	---	---	---	---	---	---	251,058
BYLOTBOR	BALLY'S INTRALOT (CR)	---	---	---	---	---	---	---	36,998,472
BOCHGRBOR	BANK OF CYPRUS (CR)	---	---	---	---	---	---	---	999,668
EEEBOR	CC HBC AG (CR)	---	---	---	---	---	---	---	262,791
CENERBOR	CENERGY HOLDINGS (CB)	15,152	---	---	---	---	---	---	1,579,503
CREDIABOR	CrediaBank (CR)	778	---	---	---	---	---	---	3,819,399
DIMANDBOR	DIMAND (CR)	---	---	---	---	---	---	---	7,342
ELLAKTORBOR	ELLAKTOR (CR)	42,321	---	---	1,000	3.70%	---	---	100,082
ELHABOR	ELVALHALCOR (CR)	---	---	---	---	---	---	---	787,875
EUROBBOR	EUROBANK (CR)	45,000	---	---	---	---	---	---	101,431,646
EXAEBOR	EURONEXT ATHENS (CR)	5,055	---	---	---	---	---	---	343,370
EYDAPBOR	EYDAP S.A. (CR)	---	---	---	---	---	---	---	399,446
FOYRKBOR	FOURLIS (CR)	2,500	---	---	---	---	---	---	85,143
GEKTERNABOR	GEK TERNA (CR)	---	---	---	---	---	---	---	1,546,191
SARBOR	GR. SARANTIS S.A. (CR)	2,237	---	---	---	---	---	---	222,468
ELPEBOR	HELLENIQ ENERGY (CR)	7	---	---	---	---	---	---	687,242
INTEKBOR	IDEAL HOLDINGS (CR)	---	---	---	---	---	---	---	84,452
INTRKBOR	INTRACOM HOLDINGS (CR)	---	---	---	---	---	---	---	226,839
BELABOR	JUMBO SA (CR)	---	---	---	---	---	---	---	833,577
KRIBOR	KRI-KRI S.A. (CR)	2,999	---	---	---	---	---	---	50,466
LAMDABOR	LAMDA DEVELOPMENT SA (CR)	---	---	---	---	---	---	---	250,972

Stock Lending Notes

[1] - Multilateral contracts Lending or Borrowing as per Methods 8-1, 8-2 and 8-3-3 (According to ATHEX BoD Resolution No.17)

[2] - Bilateral Contracts Lending or Borrowing as per Methods 8-3-1 and 8-3-2 & Contracts as per Method 4 (According to ATHEX BoD Resolution No.20)

[3] - The information concerning OTC Stock Borrowing Transactions is based on the statements of the Dematerialised Securities System (DSS) operators involved and refers to volumes that have been registered up until the previous working day.

[4] - Average Price (Volume weighted)

[5] - The Data concerning Open Interest before the start of trading session

Lending Products	Underlying Title	Open Interest[5]	Multilateral Transactions[1]				Bilateral Transactions[2]		Stock Borrowing through OTC (volume)[3]
			Volume(Offered)	Average Weighted	Transactions volume	Average Weighted	Transactions Volume	Average Weighted	Transactions Volume
MTLNBOR	METLEN PLC (CR)	500	---	---	---	---	---	---	1,596,894
MIGBOR	MIG (CR)	1,291	---	---	---	---	---	---	39,913
MOHBOR	MOTOR OIL (CR)	949	---	---	---	---	---	---	888,480
ETEBOR	NATIONAL BANK (CR)	---	---	---	3,000	3.70%	---	---	19,843,688
NOVALBOR	NOVAL PROPERTY REIC (CR)	---	---	---	---	---	---	---	---
OPTIMABOR	OPTIMA BANK (CR)	---	---	---	---	---	---	---	4,942,187
HTOBOR	OTE (CR)	2,000	---	---	---	---	---	---	4,774,953
PPABOR	P.P.A. S.A. (CR)	---	---	---	---	---	---	---	99,321
TPEIRBOR	PIRAEUS BANK (CR)	3,000	---	---	---	---	---	---	13,515,837
PPCBOR	PPC (CR)	10,066	---	---	20,000	4.04%	---	---	19,715,513
PROFBOR	PROFILE SA (CR)	---	---	---	---	---	---	---	26,569
QLCOBOR	QUALCO GROUP (CR)	---	---	---	---	---	---	---	889,411
QUESTBOR	QUEST HOLDINGS (CR)	8,991	---	---	---	---	---	---	51,500
TITCBOR	TITAN (CB)	4,339	---	---	---	---	---	---	127,562
OLTHBOR	TPA SA (CR)	---	---	---	---	---	---	---	750
TRESTATESBOR	TRADE ESTATES REIC (CR)	---	---	---	---	---	---	---	---
VIOBOR	VIOHALCO SA/IV (CB)	---	---	---	---	---	---	---	---

Stock Lending Notes

[1] - Multilateral contracts Lending or Borrowing as per Methods 8-1, 8-2 and 8-3-3 (According to ATHEX BoD Resolution No.17)

[2] - Bilateral Contracts Lending or Borrowing as per Methods 8-3-1 and 8-3-2 & Contracts as per Method 4 (According to ATHEX BoD Resolution No.20)


[3] - The information concerning OTC Stock Borrowing Transactions is based on the statements of the Dematerialised Securities System (DSS) operators involved and refers to volumes that have been registered up until the previous working day.

[4] - Average Price (Volume weighted)

[5] - The Data concerning Open Interest before the start of trading session

Sectors codification for listed companies

12003 -	ETF	10101010	Computer Services
10101015	Software	10102030	Computer Hardware
15101010	Telecommunications Equipment	15102015	Telecommunications Services
20101010	Health Care Facilities	20102010	Medical Equipment
20103015	Pharmaceuticals	30101010	Banks
30202000	Diversified Financial Services	30202010	Asset Managers & Custodians
30202015	Investment Services	30204000	Closed End Investments
30302010	Full Line Insurance	30302015	Insurance Brokers
30302025	Property and Casualty Insurance	35101010	Real Estate Holding and Development
35101015	Real Estate Services	35102000	Diversified REITs
35102045	Retail REITs.	40202015	Household Furnishings
40202020	Household Appliance	40203040	Electronic Entertainment
40204020	Clothing & Accessories	40301010	Entertainment
40301030	Publishing	40301035	Radio & TV Broadcasters
40401010	Diversified Retailers	40401020	Apparel Retailers
40401025	Home Improvement Retailers	40401030	Specialty Retailers
40501010	Airlines	40501015	Travel & Tourism
40501020	Casinos & Gambling	40501025	Hotels & Motels
45101015	Distillers & Vintners	45101020	Soft Drinks
45102010	Farming Fishing Ranching & Plantations	45102020	Food Products
45103010	Tobacco	45201010	Food Retailers & Wholesalers
45201020	Personal Products	50101010	Construction
50101020	Building Roof/Wallboard and Plumbing	50101030	Cement
50101035	Building Materials: Other	50202010	Electrical Components
50203015	Plastics	50203030	Containers & Packaging
50204000	Machinery: Industrial	50204020	Machinery: Construction & Handling
50205010	Industrial Suppliers	50205020	Back Office Support HR & Consulting
50205030	Forms & Bulk Printing Services	50206015	Commercial Vehicles & Parts
50206030	Marine Transportation	50206060	Transportation Services
55101000	Diversified Materials	55101020	Textile Products
55102000	General Mining	55102010	Iron & Steel
55102015	Metal Fabricating	55102035	Aluminum
60101020	Oil Refining and Marketing	65101010	Alternative Electricity
65101015	Conventional Electricity	65102000	Multi-Utilities
65102030	Water		



[euronext.com](https://www.euronext.com)