

Euronext Athens

**Ημερήσιο Δελτίο Συναλλακτικής
Δραστηριότητας**

Daily Official List of Trading Activity



EURONEXT

Disclaimer:

This publication is for information purposes only and is not a recommendation to engage in investment activities. This publication is provided "as is" without representation or warranty of any kind. Whilst all reasonable care has been taken to ensure the accuracy of the content, Euronext does not guarantee its accuracy or completeness. Euronext will not be held liable for any loss or damages of any nature ensuing from using, trusting or acting on information provided. No information set out or referred to in this publication shall form the basis of any contract. The creation of rights and obligations in respect of financial products that are traded on the exchanges operated by Euronext's subsidiaries shall depend solely on the applicable rules of the market operator. All proprietary rights and interest in or connected with this publication shall vest in Euronext. No part of it may be redistributed in any form without the prior written permission of Euronext. Euronext refers to Euronext N.V. and its affiliates. Information regarding trademarks and intellectual property rights of Euronext is located at www.euronext.com/terms-use

©2026, Euronext N.V. – All rights reserved

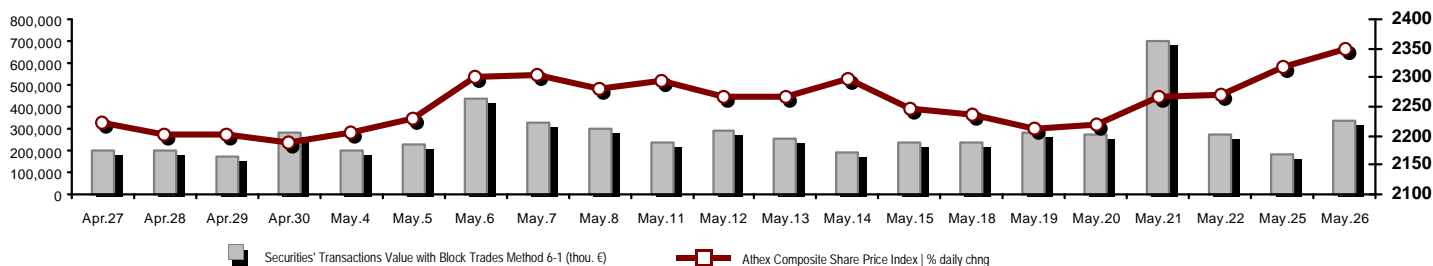
EURONEXT ATHENS HOLDING S.A.

110 Athinon Ave., 10442 Athens, Tel: (210) 33.66.800, Fax: (210) 32.13.938

<https://athens.euronext.com>

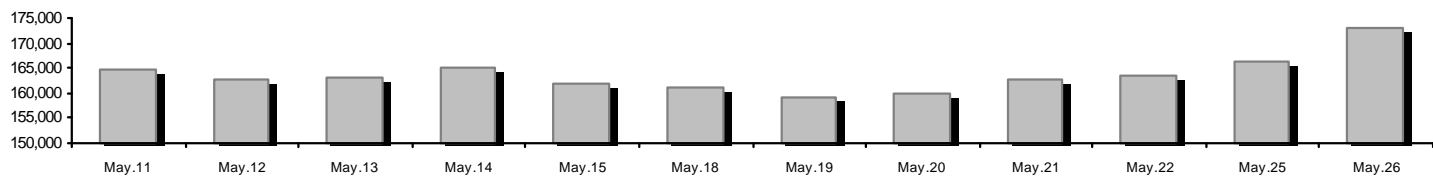
Summary of Markets

Athex Composite Share Price Index vs Shares and Derivatives Transactions Value

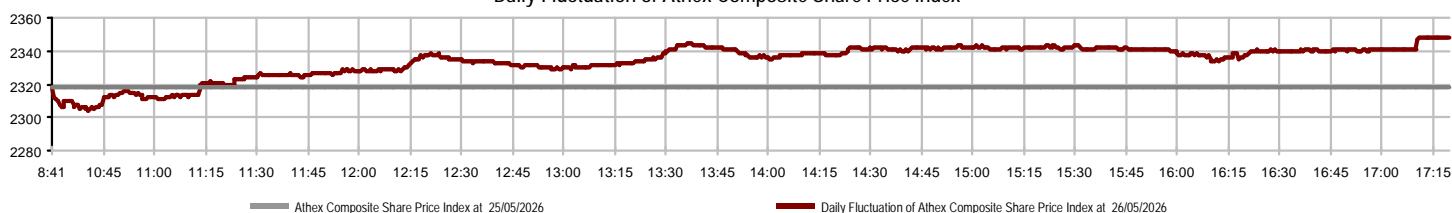


Euronext Athens Capitalisation (mill. €)**:	173,077.04	Derivatives Total Open Interest	1,943,881
Daily change: mill. € %	6,829.97 4.11%	in Index Futures % daily chng	10,328 1.79%
Yearly Avg Capitalisation: mill. € % chng prev year Avg	155,849.69 22.05%	in Stock Futures % daily chng	1,926,774 0.25%
Athex Composite Share Price Index % daily chng	2,347.55 1.24%	in Index Options % daily chng	2,039 1.54%
Athex Composite Share Price Index Capitalisation (mill. €)	162,624.38	in Stock Options % daily chng	4,740 0.64%
Daily change (mill. €)	6,866.12		
Securities' Transactions Value with Block Trades Method 6-1 (t	335,297.51	Derivatives Contracts Volume:	54,922
Daily change: %	151,018.99 81.95%	Daily change: pieces %	15,586 39.62%
YtD Avg Trans. Value: thou. € % chng prev year Avg	341,144.51 57.88%	YtD Avg Derivatives Contracts % chng prev year Avg	72,721 26.30%
Blocks Transactions Value of Method 6-1 (thou. €)	50,117.68	Derivatives Trades Number:	3,060
Blocks Transactions Value of Method 6-2 & 6-3 (thou. €)	0.00	Daily change: number %	384 14.35%
Bonds Transactions Value (thou.€)	3,208.85	YtD Avg Trades number % chng prev year Avg	2,975 34.53%
Securities' Transactions Volume with Block Trades Method 6-1 (tho	40,758.09	Lending Total Open Interest	504,038
Daily change: thou. pieces %	13,021.24 46.95%	Daily change: pieces %	68,594 15.75%
YtD Avg Volume: % chng prev year Avg	51,397.53 23.29%	Lending Volume (Multilateral/Bilateral)	133,591
Blocks Transactions Volume of Method 6-1 (thou. Pieces)	7,017.32	Daily change: pieces %	27,453
Blocks Transactions Volume of Method 6-2 & 6-3 (thou. Pieces)	0.00	Multilateral Lending	41,106
Bonds Transactions Volume	3,232,000	Bilateral Lending	92,485
Securities' Trades Number with Block Trades Method 6-1	71,104	Lending Trades Number:	22
Daily change: number %	18,238 34.50%	Daily change: %	9
YtD Avg Trades number % chng prev year Avg	74,704 49.09%	Multilateral Lending Trades Number	19
Number of Blocks Method 6-1	33	Bilateral Lending Trades Number	3
Number of Blocks Method 6-2 & 6-3	0		
Number of Bonds Transactions	247		

Euronext Athens Capitalisation (mill. €)**



Daily Fluctuation of Athex Composite Share Price Index



Athex Indices

Index name	26/05/2026	25/05/2026	pts.	%	Min	Max	Year min	Year max	Year change
Athex Composite Share Price Index	2,347.55 #	2,318.73	28.82	1.24%	2,303.55	2,347.55	1,998.09	2,407.09	10.70% #
Athex Composite Index Total Return Index	4,670.28 #	4,612.96	57.32	1.24%	4,582.76	4,670.28	3,942.63	4,745.66	11.73% #
Athex ESG Index	2,787.49 #	2,752.28	35.21	1.28%	2,734.47	2,787.49	2,361.87	2,867.98	11.40% #
ATHEX Small Cap Price Index	2,492.20 €	2,502.40	-10.20	-0.41%	2,477.17	2,508.01	2,193.29	2,627.20	-2.22% €
ATHEX EN.A. Growth Price Index	16,583.63 #	16,530.56	53.07	0.32%	16,344.17	16,644.51	16,134.09	20,788.55	-16.18% €
FTSE/Athex Large Cap	5,958.23 #	5,882.77	75.46	1.28%	5,842.96	5,958.23	5,057.48	6,153.73	11.35% #
FTSE/Athex Mid Cap Index	3,071.20 #	3,037.08	34.12	1.12%	3,027.75	3,071.98	2,510.28	3,071.98	8.71% #
FTSE/ATHEX High Dividend Yield Index	4,771.42 #	4,734.46	36.96	0.78%	4,719.09	4,777.92	4,495.63	5,149.57	-3.45% €
FTSE/Athex Market Index	1,406.96 #	1,389.02	17.94	1.29%	1,379.93	1,406.97	1,190.89	1,449.15	11.57% #
FTSE/Athex Banks	2,685.72 #	2,641.18	44.54	1.69%	2,616.03	2,685.72	2,143.30	2,859.37	17.08% #
FTSE/ATHEX TECHNOLOGY & TELECOMMUNICAT	7,269.03 #	7,203.66	65.37	0.91%	7,185.66	7,287.46	6,027.65	7,287.46	7.30% #
FTSE/ATHEX HEALTH CARE	6,568.12 #	6,453.62	114.50	1.77%	6,441.59	6,630.10	4,884.62	6,630.10	29.27% #
FTSE/ATHEX FINANCIAL SERVICES	12,557.08 #	12,350.51	206.57	1.67%	12,233.59	12,557.08	10,029.11	13,356.35	17.06% #
FTSE/ATHEX REAL ESTATE	5,372.23 €	5,386.91	-14.68	-0.27%	5,363.30	5,397.53	5,093.00	5,898.28	-4.35% €
FTSE/ATHEX CONSUMER DISCRETIONARY	4,679.60 #	4,616.14	63.46	1.37%	4,584.44	4,690.46	4,431.51	5,876.98	-19.88% €
FTSE/ATHEX CONSUMER STAPLES	9,942.63 #	9,940.35	2.28	0.02%	9,907.13	10,033.44	8,640.95	10,243.39	12.82% #
FTSE/ATHEX INDUSTRIALS	12,465.43 #	12,454.01	11.42	0.09%	12,399.61	12,498.48	10,051.45	12,776.62	24.02% #
FTSE/ATHEX BASIC MATERIALS	13,458.35 #	13,311.78	146.57	1.10%	13,251.03	13,465.38	8,778.94	13,696.17	41.28% #
FTSE/ATHEX ENERGY & UTILITIES	7,458.43 #	7,319.32	139.11	1.90%	7,227.41	7,471.06	6,127.28	7,506.29	8.45% #
Athex All Share Index	533.32 #	527.17	6.15	1.17%	533.32	533.32	460.14	542.74	10.13% #
Hellenic Mid & Small Cap Index	3,279.16 #	3,251.37	27.79	0.85%	3,241.90	3,279.16	2,761.30	3,279.16	13.26% #
FTSE/Athex Large Cap Total Return	10,765.31 #	10,628.97	136.34	1.28%			9,100.35	11,012.64	12.44% #
FTSE/Athex Mid Cap Total Return	4,430.57 #	4,381.35	49.22	1.12%			3,625.91	4,430.57	9.31% #
MSCI GREECE REBASED	9,427.08 #	9,275.92	151.16	1.63%	9,179.30	9,427.08	7,755.87	10,138.65	10.08% #
Hellenic Corporate Bond Index	145.01 #	144.69	0.32	0.22%			143.28	145.27	0.45% #
Hellenic Corporate Bond Price Index	92.96 #	92.78	0.18	0.19%			92.37	93.97	-1.04% €

Note 1: FTSE/Med 100, Hellenic Corporate Bond Price Index and Hellenic Corporate Bond Index closing prices refer to the previous trading day of 22/05/2026.

Note 2: The Hellenic Mid & Small Cap Index is a Customized index calculated by Euronext Athens.

Analytic Figures for Athex Market's Boards and Categories

	Total Traded Securities	Main Market	Surveillance	Exchange Traded Funds (ETFs)
Totals	126	123	2	1
Gain / Lose / Same:	65 / 46 / 15	64 / 46 / 13	0 / 0 / 2	1 / 0 / 0
Euronext Athens Capitalisation (mill. €)	173,077.04	173,069.03	8.01	
Daily Average Trans/ons Value(thou.€)	341,144.51	341,043.48	5.09	417.40
Transactions Value	335,297.51	335,072.73	5.42	219.36
Main Board:	285,179.42	284,954.64	5.42	219.36
Blocks Board 6_2_3:	50,117.68	50,117.68	0.00	0.00
Forced Sales Board:	0.41	0.41	0.00	0.00
Special Terms Board:	0.00	0.00	0.00	0.00
Daily Average Transactions Volume	51,397,529	51,427,463	8,951	7,328
Transactions Volume	40,758,091	40,729,342	25,100	3,649
Main Board:	33,740,418	33,711,669	25,100	3,649
Blocks Board 6_2_3:	7,017,323	7,017,323	0	0
Forced Sales Board:	350	350	0	0
Special Terms Board:	0	0	0	0
Daily Average Number of Trades	74,704	74,547	11	149
Number of Trades	71,104	70,994	23	87
Main Board:	71,070	70,960	23	87
Blocks Board 6_2_3:	33	33	0	0
Forced Sales Board:	1	1	0	0
Special Terms Board:	0	0	0	0

Trading Details by Euronext Athens Sectors and Financial Instruments (ETFs)

Code	Sectors	Gain / Lose / Same	Number of Trades	Transactions Volume	Transactions Value	% of Total Trans. Value
3010	- Banks	7 / 1 / 0	21,318	23,401,317	132,084,479.96	39.39%
5510	- Basic Resources	3 / 7 / 3	2,720	526,428	5,273,219.78	1.57%
5010	- Construction & Materials	6 / 4 / 2	6,786	1,454,705	19,066,946.53	5.69%
4020	- Consumer Products & Services	2 / 1 / 1	121	139,922	45,368.23	0.01%
6010	- Energy	2 / 2 / 0	2,559	314,978	4,635,318.16	1.38%
12000	- Financial Instruments	1 / 0 / 0	87	3,649	219,360.62	0.07%
3020	- Financial Services	2 / 1 / 2	311	44,915	277,605.09	0.08%
4510	- Food Beverage & Tobacco	5 / 0 / 0	449	43,457	1,509,840.24	0.45%
2010	- Health Care	3 / 0 / 0	316	232,954	403,774.55	0.12%
5020	- Industrial Goods & Services	9 / 8 / 1	3,147	557,899	6,320,686.98	1.89%
3030	- Insurance	0 / 2 / 0	204	97,381	230,882.70	0.07%
4030	- Media	1 / 0 / 2	309	114,628	597,061.82	0.18%
4520	- Personal Care, Drug & Grocery Stores	0 / 2 / 0	518	34,382	394,276.96	0.12%
3510	- Real Estate	3 / 6 / 3	2,007	611,326	2,234,763.49	0.67%
4040	- Retail	3 / 6 / 1	2,244	425,367	6,218,382.42	1.85%
1010	- Technology	8 / 4 / 0	2,565	918,752	5,229,846.46	1.56%
1510	- Telecommunications	0 / 2 / 0	1,754	360,856	6,669,419.30	1.99%
4050	- Travel & Leisure	5 / 0 / 0	5,075	4,483,281	12,943,044.79	3.86%
6510	- Utilities	5 / 0 / 0	18,614	6,991,894	130,943,234.24	39.05%

Top 10 best & worst performing Shares

Main Market

With positive Price change	Closing price	change	With negative Price change	Closing price	change
SIDMA STEEL (CR)	1.75	5.42% #	ANDROMEDA SA (CR)	8.1	-4.26% Ⓔ
INTERTECH SA (CR)	1.545	4.75% #	PAPOUTSANIS (CR)	3.38	-3.15% Ⓔ
GEN. COMMERCIAL & IND.SA (CR)	2.37	4.41% #	ELASTRON (CR)	2.47	-3.14% Ⓔ
Allwyn AG (CR)	12.68	4.10% #	REAL CONSULTING (CR)	6.4	-2.44% Ⓔ
QUEST HOLDINGS (CR)	7.47	4.04% #	CENTRIC HOLDINGS (CR)	0.301	-2.27% Ⓔ
QUALCO GROUP (CR)	5.88	3.89% #	ELLAKTOR (CR)	1.424	-2.20% Ⓔ
EKTER SA (CR)	4.65	3.56% #	EVROPI HOLDINGS S.A. (CR)	2.06	-2.14% Ⓔ
P.P.A. S.A. (CR)	38	3.26% #	MOTODYNAMICS S.A. (CR)	2.52	-1.95% Ⓔ
E.IN.S. (CR)	1.872	3.20% #	KEKROPS SA (CR)	2.06	-1.91% Ⓔ
THESSALONIKA WATER & SEWERAGE	4.365	3.19% #	ELINOIL S.A. (CR)	2.1	-1.87% Ⓔ
With the highest Transactions Value	Value (thou. €)	change	With the highest Transactions Volume	Volume	change
PPC (CR)	112,776.64	1.32% #	EUROBANK (CR)	6,796,005	0.93% #
PIRAEUS BANK (CR)	45,755.70	1.76% #	ALPHA BANK (CR)	6,166,585	2.21% #
EUROBANK (CR)	26,430.27	0.93% #	PPC (CR)	5,274,888	1.32% #
NATIONAL BANK (CR)	25,863.57	2.25% #	PIRAEUS BANK (CR)	5,177,151	1.76% #
ALPHA BANK (CR)	23,225.43	2.21% #	BALLY'S INTRALOT (CR)	3,315,577	0.69% #
METLEN PLC (CR)	11,960.07	2.86% #	CrediaBank (CR)	2,722,843	-1.55% Ⓔ
GEK TERNA (CR)	10,066.80	0.23% #	NATIONAL BANK (CR)	1,766,076	2.25% #
Allwyn AG (CR)	7,551.70	4.10% #	ADMIE (IPTO) HOLDING S.A. (CR)	1,196,460	3.00% #
OTE (CR)	6,657.41	-0.16% Ⓔ	BANK OF CYPRUS (CR)	651,882	1.09% #
BANK OF CYPRUS (CR)	6,021.38	1.09% #	Allwyn AG (CR)	606,813	4.10% #

Note: Stocks that are not included in the "Under Supervision" category, and the transactions value is more than 10,000 €.

Derivatives Summary

	Number of Trades	Volume	Open Interest
Index Futures	216	952	10,328
FTSE/Athex Banks	3	27	3,335
FTSE/Athex Large Cap	213	925	6,993
MSCI GREECE REBASED	0	0	0
Stock Futures	2,821	53,532	1,926,774
ADMIE (IPTO) HOLDING S.A. (CR)	141	2,843	7,703
AEGEAN AIRLINES (CR)	59	113	3,295
AKTOR S.A. HOLDING CO. (CR)	30	547	103,460
Allwyn AG (CR)	162	588	11,903
ALPHA BANK (CR)	306	8,633	63,004
ATHENS INTL AIRPORT (CR)	5	19	328
AUTOHELLAS SA (CR)	0	0	123
AVAX S.A. (CR)	49	383	3,438
BALLY'S INTRALOT (CR)	32	18,262	1,386,587
BANK OF CYPRUS (CR)	2	9	1,058
CC HBC AG (CR)	4	4	372
CENERGY HOLDINGS (CB)	23	166	3,233
CrediaBank (CR)	58	1,642	100,349
ELLAKTOR (CR)	9	17	1,647
ELVALHALCOR (CR)	55	147	3,813
EUROBANK (CR)	106	2,352	47,659
EURONEXT ATHENS (CR)	0	0	333
EYDAP S.A. (CR)	34	204	13,333
FOURLIS (CR)	24	57	3,100
GEK TERNA (CR)	4	7	5,364
HELLENIQ ENERGY (CR)	30	192	4,097
INTRACOM HOLDINGS (CR)	42	383	15,041
JUMBO SA (CR)	104	376	6,763
LAMDA DEVELOPMENT SA (CR)	58	410	27,224
METLEN PLC (CR)	270	851	16,230
MIG (CR)	1	3	208
MOTOR OIL (CR)	6	14	390
NATIONAL BANK (CR)	141	1,322	16,670
OPTIMA BANK (CR)	5	21	474
OTE (CR)	3	17	849
P.P.A. S.A. (CR)	0	0	44
PIRAEUS BANK (CR)	201	2,826	52,467
PPC (CR)	729	10,682	22,748
QUEST HOLDINGS (CR)	28	105	207
TITAN (CB)	6	6	871
VIOHALCO SA/NV (CB)	94	331	2,389
Index Options	11	276	2,039
FTSE/Athex Large Cap	11	276	2,039
Stock Options	12	162	4,740
Allwyn AG (CR)	2	30	145
ALPHA BANK (CR)	3	45	2,010
NATIONAL BANK (CR)	1	11	335
OTE (CR)	0	0	318
PIRAEUS BANK (CR)	0	0	940
PPC (CR)	6	76	992
Total Derivatives Traded	3,060	54,922	1,943,881

Number of Outstanding Securities	Nominal Value	Dividends [1]			Date of Last Coupon		Note	Shares	Closing price	% change	Previous closing price/date	Open price	Price min	Price max	Last price	Avg price	Last Bid [7]	Last Ask [7]	P/E after tax	Year	Volume	Trades	Transactions Value[8]	Company Mkt Value (thou. €)	Year low	Year high	Sector[4]	
2023	2024	2025	Dividend [2]	Right																								
806,782,473	0.300	1.6123	1.4029	0.5	08/04/2026	25/06/2024	---	Allwyn AG (CR)	12.68	4.10 #	12.18	25/05/2026	12.2	12.03	12.7	12.68	12.445	240@12.64	1726@12.69	---	---	606,813	3,234	7,551,697.26	10,230,001.76	11.66	19.0367	40501020
2,315,261,358	0.290	0.026	0.0303	0.0485	01/12/2025	18/04/2017	---	ALPHA BANK (CR)	3.8	2.21 #	3.718	25/05/2026	3.692	3.685	3.8	3.8	3.766	10000@3.78	1050@3.80	---	---	6,166,585	4,710	23,225,428.12	8,797,993.16	2.95	4.489	30101010
58,492,542	1.00	---	0.1	---	23/06/2025	27/01/2025	---	ALTER EGO MEDIA (CR)	5.51	0.36 #	5.49	25/05/2026	5.44	5.44	5.53	5.51	5.497	2058@5.49	335@5.51	---	---	108,095	276	594,196.87	322,293.91	4.88	6.425	40301035
36,353,868	1.00	0.1	0.11	---	01/07/2025	21/08/2023	---	AUSTRIACARD (CB)	9.69	1.04 #	9.59	25/05/2026	9.65	9.63	9.76	9.69	9.688	10@9.65	420@9.69	---	---	135,229	253	1,310,043.46	352,268.98	6.04	9.76	10101010
48,624,764	0.080	0.7	0.85	0.85	24/04/2026	05/12/2022	---	AUTOHELLAS SA (CR)	11.06	1.65 #	10.88	25/05/2026	10.9	10.82	11.08	11.06	10.979	500@11.00	154@11.06	---	---	10,474	163	114,994.56	537,789.89	10.54	13.44	40401030
1,867,802,694	0.300	---	---	---	30/05/2013	10/10/2023	---	BALLY'S INTRALOT (CR)	1.174	0.69 #	1.166	25/05/2026	1.155	1.155	1.18	1.174	1.169	3390@1.17	58023@1.18	---	---	3,315,577	690	3,875,492.32	2,192,800.36	0.822	1.18	40501020
435,962,305	0.100	---	0.48	0.7	25/05/2026	23/09/2024	---	BANK OF CYPRUS (CR)	9.3	1.09 #	9.2	25/05/2026	9.2	9.12	9.3	9.3	9.237	1219@9.28	73@9.31	---	---	651,882	1,264	6,021,384.60	4,054,449.44	7.94	9.975	30101010
212,384,903	0.08	0.14	---	---	24/06/2025	07/12/2016	---	CENERGY HOLDINGS (CB)	24.98	-0.48 €	25.1	25/05/2026	25.3	24.68	25.3	24.98	24.91	45@24.96	1354@24.98	---	2025	180,588	1,299	4,498,464.32	5,305,374.88	15.12	26.22	50202010
373,239,562	6.70	0.93	1.03	1.2	14/05/2026	29/04/2013	---	CC HBC AG (CR)	49.7	0.20 #	49.6	25/05/2026	49.85	49.7	50.4	49.7	50.056	31@49.65	333@49.70	---	---	19,279	227	965,033.30	8,550,006.23	42.5	55.75	45101020
1,993,012,407	0.050	---	---	---	04/06/2008	16/10/2024	---	CrediaBank (CR)	1.272	-1.55 €	1.292	25/05/2026	1.292	1.272	1.292	1.272	1.28	58326@1.27	4240@1.27	---	---	2,722,843	1,950	3,484,428.23	2,535,111.78	0.871	1.722	30101010
3,631,510,801	0.220	0.0933	0.105	0.0468	06/11/2025	20/05/2019	---	EUROBANK (CR)	3.91	0.93 #	3.874	25/05/2026	3.822	3.806	3.921	3.91	3.889	2000@3.90	10086@3.91	---	---	6,796,005	4,479	26,430,269.11	14,199,207.23	3.162	4.392	30101010
51,889,670	1.00	0.12	0.15	---	27/06/2025	23/07/2019	---	FOURLIS (CR)	4.3	-1.38 €	4.36	25/05/2026	4.31	4.3	4.36	4.3	4.321	9500@4.29	300@4.34	---	---	78,208	301	337,960.89	223,125.58	4.04	4.98	40401010
305,635,185	2.18	0.9	0.75	0.2	19/01/2026	01/10/2003	---	HELLENIO ENERGY (CR)	10.13	2.37 #	9.895	25/05/2026	9.8	9.8	10.13	10.13	10.033	853@10.12	313@10.13	---	---	227,731	1,244	2,284,750.12	3,096,084.42	8.4	10.4	60101020
83,600,000	0.690	0.0504	0.1209	---	22/09/2025	02/07/2024	---	INTRACOM HOLDINGS (CR)	3.75	-0.53 €	3.77	25/05/2026	3.77	3.72	3.825	3.75	3.784	272@3.75	199@3.78	---	---	258,905	667	979,632.69	313,500.00	2.685	3.85	10101010
134,365,561	0.880	1.4726	0.5063	---	23/03/2026	05/03/2014	---	JUMBO SA (CR)	22.54	-0.18 €	22.58	25/05/2026	22.58	22.34	22.78	22.54	22.61	107@22.52	600@22.58	---	---	244,075	1,470	5,518,536.24	3,028,599.74	21.22	28.7	40401010
176,736,715	0.300	---	---	---	30/05/2007	27/11/2019	---	LAMDA DEVELOPMENT SA (CR)	6.1	---	6.1	25/05/2026	6.1	6.065	6.135	6.1	6.089	500@6.10	1031@6.14	---	---	234,849	1,134	1,429,972.57	1,078,093.96	5.85	7.76	35101010
169,043,561	0.300	---	0.02	---	17/07/2025	28/11/2022	---	LAVIPHARM SA (CR)	1.692	2.05 #	1.658	25/05/2026	1.686	1.658	1.738	1.692	1.71	3556@1.69	300@1.70	---	---	222,539	247	380,507.81	286,021.71	0.937	1.738	20103015
143,022,980	1.00	---	---	---	04/08/2025	---	---	METLEN PLC (CR)	41.04	2.86 #	39.9	25/05/2026	40	39.58	41.08	41.04	40.584	100@41.04	516@41.06	---	---	294,700	3,585	11,960,071.74	5,869,663.10	31.9	47.68	65102000
126,502,434	0.500	0.0304	0.0302	---	15/05/2025	28/07/2021	---	PREMIA (CR)	1.386	0.14 #	1.384	25/05/2026	1.384	1.384	1.392	1.386	1.387	2721@1.39	850@1.39	---	---	61,288	211	84,983.15	175,332.37	1.236	1.49	35102000
24,823,934	0.230	0.049	0.0647	---	01/07/2025	08/06/2022	---	PROFILE SA (CR)	7.63	1.73 #	7.5	25/05/2026	7.45	7.33	7.72	7.63	7.585	500@7.62	650@7.65	---	---	117,016	353	887,608.80	189,406.62	6	8.12	10101010
70,029,804	1.00	---	---	---	15/05/2025	---	---	QUALCO GROUP (CR)	5.88	3.89 #	5.66	25/05/2026	5.63	5.63	5.98	5.88	5.855	210@5.87	522@5.89	---	---	121,842	337	713,391.14	411,775.25	5.08	6.73	10101015
35,377,749	0.280	---	---	---	18/07/2005	22/12/2025	---	QUALITY & RELIABILITY SA (CR)	1.296	1.57 #	1.276	25/05/2026	1.274	1.26	1.296	1.296	1.277	341@1.29	2100@1.30	---	---	124,701	155	159,190.70	45,849.56	1	1.43	10101010
78,325,475	0.85	3	---	---	30/06/2025	23/07/2019	---	TITAN (CB)	48.3	0.21 #	48.2	25/05/2026	48.3	48.02	48.38	48.3	48.178	127@48.18	21@48.32	---	---	85,790	1,399	4,133,147.80	3,783,120.44	42.6	59	50101030
259,189,761	0.12	0.16	---	---	24/06/2025	26/02/2016	---	VIOHALCO SA/NV (CB)	20.15	2.81 #	19.6	25/05/2026	19.6	19.5	20.15	20.15	19.908	100@20.00	100@20.15	---	---	188,802	944	3,758,737.46	5,222,673.68	11.4	20.15	55102015
148,321,516	0.300	0.03	0.07	---	02/09/2025	22/01/2020	---	AVAX S.A. (CR)	3.595	1.41 #	3.545	25/05/2026	3.52	3.515	3.61	3.595	3.569	1000@3.57	1350@3.60	---	---	384,767	528	1,373,322.88	533,215.85	2.79	3.735	50101010
232,000,000	2.12	0.0582	0.1207	0.1207	25/09/2025	19/06/2017	---	ADMIE (IPTO) HOLDING S.A. (CR)	3.945	3.00 #	3.83	25/05/2026	3.875	3.83	3.96	3.945	3.907	1144@3.94	1250@3.95	---	2025	1,196,460	1,524	4,674,918.66	915,240.00	2.76	3.96	65101015
90,167,100	0.500	0.7515	0.8041	0.903	28/04/2026	24/05/2021	---	AEGEAN AIRLINES (CR)	12.15	0.83 #	12.05	25/05/2026	12.09	11.96	12.21	12.15	12.119	500@12.12	51@12.17	---	---	66,809	676	809,631.71	1,095,530.27	10.8	15.36	40501010
204,002,463	0.300	---	---	---	12/08/2008	07/01/2025	---	AKTOR S.A. HOLDING CO. (CR)	10.24	---	10.24	25/05/2026	10.3	10.04	10.34	10.24	10.146	3808@10.22	3300@10.26	---	---	240,420	790	2,439,372.10	2,088,985.22	9.25	11.7	50101010
103,423,291	0.570	---	0.4134	---	25/06/2025	28/08/2024	---	GEK TERNA (CR)	43	0.23 #	42.9	25/05/2026	42.98	42.66	43.16	43	42.961	36@42.98	10741@43.00	---	---	234,326	2,811	10,066,803.04	4,447,201.51	25.28	43.44	50101010
597,396,677	2.48	0.25	0.4	---	21/07/2025	12/12/2001	---	PPC (CR)	21.48	1.32 #	21.2	25/05/2026	20.72	20.66	21.96	21.48	21.38	4126@21.46	71742@21.50	---	---	5,274,888	12,673	112,776,637.22	832,080.62	16.28	21.96	65101015
318,197,805	1.00	0.33	0.7862	0.6621	22/04/2026	07/02/2024	---	ATHENS INTL AIRPORT (CR)	10.08	-0.69 €	10.15	25/05/2026	10.17	10.08	10.18	10.08	10.128	3519@10.08	796@10.09	---	2025	60,886	644	616,652.31	3,207,433.87	9.6705	11.9882	50206060
914,715,153	1.00	0.3643	0.4442	0.221	10/11/2025	29/08/2018	---	NATIONAL BANK (CR)	14.76	2.25 #	14.435	25/05/2026	14.42	14.225	14.76	14.76	14.645	642@14.64	4090@14.78	---	---	1,766,076	3,530	25,863,569.64	3,501,195.66	12.06	16.005	30101010
27,728,682	0.260	(0.06)	0.065	---	14/07/2025	24/07/2024	---	EKTER SA (CR)	4.65	3.56 #	4.49	25/05/2026	4.53	4.5	4.685	4.65	4.622	379@4.65	50@4.66	---	---	113,569	439	524,948.18	128,938.37	3.28	4.685	50101010
375,241,586	0.390	0.04	0.0901	---	26/06/2025	14/07/2006	---	ELVALHALCOR (CR)	5.07	---	5.07	25/05/2026	5.07	4.965	5.1	5.07	5.022	41@5.06	571@5.07	---	---	214,098	1,261	1,075,301.87	1,902,474.84	3.21	5.63	55102015
348,192,005	0.040	---	---	0.5029	22/12/2025	24/03/2025	---																					

Daily Official List

Year: 147 Trading Day No: 95

Section 2: Analytic Figures of Shares Transactions

Tuesday, 26 May, 2026

Number of Outstanding Securities	Nominal Value	Dividends [1]			Date of Last Coupon		Note	Shares	Closing price	% change	Previous closing price/date	Open price	Price min	Price max	Last price	Avg price	Last Bid [7]	Last Ask [7]	P/E after tax	Year	Volume	Trades	Transactions Value[8]	Company Mkt Value (thou. €)	Year low	Year high	Sector[4]	
2023	2024	2025	Dividend [2]	Right																								
63,700,000	0.780	0.2313	0.3139	0.3952	04/05/2026	13/06/2018	---	GR. SARANTIS S.A. (CR)	15.34	-0.13	€ 15.36	25/05/2026	15.26	15.12	15.5	15.34	15.341	77@15.30	452@15.34	---	---	23,212	351	356,106.30	977,158.00	12.92	15.74	45201020
221,322,426	1.15	(0.1467)	(0.19)	---	23/06/2025	09/07/2025	---	OPTIMA BANK (CR)	10.75	0.84	# 10.66	25/05/2026	10.52	10.52	10.8	10.75	10.697	1@10.74	502@10.77	---	---	117,857	680	1,260,717.91	2,379,216.08	7.59	10.89	30101010
1,235,953,028	0.930	0.0632	---	---	10/07/2024	03/06/2025	---	PIRAEUS BANK (CR)	8.9	1.76	# 8.746	25/05/2026	8.74	8.706	8.9	8.9	8.838	23672@8.88	1000@8.90	---	---	5,177,151	4,657	45,755,698.35	10,999,981.95	6.53	8.99	30101010
Main Market - Medium Liquidity Class																												
13,126,020	0.660	0.1376	0.1713	---	16/12/2025	04/09/2020	---	AS COMPANY SA (CR)	4.76	-1.14	€ 4.815	25/05/2026	4.815	4.74	4.815	4.76	4.783	211@4.76	365@4.77	---	---	9,852	48	47,118.25	62,479.86	3.62	4.9	40401030
14,000,000	1.95	0.26	0.5	---	24/06/2025	26/03/2024	---	ALPHA REAL ESTATE (CR)	7.36	0.27	# 7.34	25/05/2026	7.32	7.32	7.38	7.32	7.363	1144@7.32	300@7.38	---	---	3,976	58	29,277.12	103,040.00	6.94	7.58	35101015
3,150,744	0.360	0.563	0.5842	---	27/05/2025	02/06/2020	---	ALPHA TRUST HOLDINGS (CR)	19.9	---	~ 19.9	25/05/2026	19.9	19.9	19.95	19.9	19.909	147@19.90	1384@19.95	---	---	789	5	15,707.90	62,699.81	11.9	20	30202010
243,164,193	0.300	0.07	0.07	---	12/09/2025	05/12/2023	---	ATTICA HOLDINGS (CR)	1.64	0.61	# 1.63	25/05/2026	1.63	1.614	1.654	1.64	1.641	150@1.63	410@1.65	---	---	6,615	47	10,852.05	398,789.28	1.5	2.06	40501015
178,157,803	0.040	---	---	---	01/07/2008	21/02/2020	---	AVE (CR)	0.434	---	~ 0.434	25/05/2026	0.43	0.429	0.435	0.434	0.432	1000@0.428	726@0.432	---	---	6,483	32	2,801.70	77,320.49	0.421	0.49	40301010
47,149,827	2.10	---	0.135	0.2	06/05/2026	27/12/2024	---	BRIQ PROPERTIES (CR)	3.03	-0.66	€ 3.05	25/05/2026	3.06	3.03	3.06	3.03	3.046	10323@3.03	275@3.04	---	---	16,102	25	49,048.06	142,863.98	2.86	3.16	35102000
101,123,806	0.360	---	---	---	22/07/2010	28/06/2011	---	CENTRIC HOLDINGS (CR)	0.301	-2.27	€ 0.308	25/05/2026	0.306	0.299	0.306	0.301	0.301	100@0.300	2000@0.302	---	---	134,125	98	40,364.65	30,438.27	0.276	0.42	40203040
784,500	10.00	0.5008	0.4	0.15	02/12/2025	31/07/2018	---	CNL CAPITAL (CR)	6.75	---	~ 6.75	25/05/2026	6.8	6.75	6.8	6.75	6.764	400@6.70	152@6.80	---	2025	548	6	3,706.40	5,295.38	6.3	7.6	30202010
10,567,700	0.300	---	---	---	06/10/2005	13/02/2002	---	CPI SA (CR)	0.548	0.74	# 0.544	25/05/2026	0.52	0.52	0.548	0.548	0.526	200@0.522	430@0.548	---	---	1,100	7	578.56	5,791.10	0.442	0.646	10102030
18,680,300	0.050	---	---	---	06/07/2022	---	---	DIMAND (CR)	12.85	-1.15	€ 13	25/05/2026	12.95	12.7	13.05	12.85	12.861	300@12.55	650@13.00	---	---	15,702	77	201,941.20	240,041.86	10.95	13.5	35101010
15,583,480	0.100	---	0.04	---	07/07/2025	02/02/2026	---	E.I.N.S. (CR)	1.872	3.20	# 1.814	25/05/2026	1.832	1.816	1.872	1.872	1.841	350@1.86	3000@1.87	---	---	121,588	152	223,870.58	29,172.27	1.38	2.115	50205020
60,348,000	0.420	0.2504	0.3025	---	23/06/2025	04/08/2021	---	EURONEXT ATHENS (CR)	7.3	0.69	# 7.25	25/05/2026	7.23	7.16	7.34	7.3	7.265	860@7.30	536@7.34	---	---	10,419	99	75,689.04	440,540.40	5.72	7.43	30202015
121,168,897	0.040	---	---	---	07/07/2010	16/01/2024	5160	FRIGOGLASS SA (CR)	0.378	2.44	# 0.369	25/05/2026	0.37	0.366	0.389	0.378	0.371	11500@0.360	4165@0.378	---	2024	41,750	38	15,486.10	45,801.84	0.291	0.5	50204000
56,003,921	1.55	---	---	---	30/08/1993	29/01/2026	---	IDEAL HOLDINGS (CR)	6.9	0.88	# 6.84	25/05/2026	6.78	6.78	6.92	6.9	6.872	2157@6.87	3442@6.90	---	---	52,582	232	361,344.95	386,427.05	5.3	6.92	10102030
4,740,000	0.860	---	---	---	14/03/2003	---	---	LOGISMOS S.A. (CR)	2.1	-0.94	€ 2.12	25/05/2026	2.1	2.06	2.1	2.1	2.094	1000@2.02	638@2.10	---	2025	410	8	858.60	9,954.00	1.96	2.58	10101015
17,120,280	0.940	0.12	0.3	---	26/05/2025	26/06/2023	---	LOULIS FOOD (CR)	3.83	0.52	# 3.81	25/05/2026	3.78	3.73	3.83	3.83	3.77	400@3.78	358@3.83	---	---	5,010	28	18,885.70	65,570.67	3.42	4.1	45102020
4,419,616	1.58	0.06	0.13	---	07/07/2025	04/03/2015	---	MEDICON S.A. (CR)	2.68	1.90	# 2.63	25/05/2026	2.57	2.57	2.68	2.68	2.649	7000@2.60	1630@2.68	---	---	5,403	29	14,311.64	11,844.57	2.32	2.75	20102010
468,700	2.8	2.4	---	---	12/06/2025	21/05/2004	---	MERMEREN KOMB. A.D. PR. (GDR)	32	-1.24	€ 32.4	25/05/2026	30.6	30.6	32	32	31.063	55@31.00	250@32.20	---	2025	354	13	10,996.40	14,998.40	30.2	36.2	55102000
10,500,000	0.950	0.15	0.25	---	04/07/2025	21/07/2023	---	MEVACO SA (CR)	8.56	-1.61	€ 8.7	25/05/2026	8.8	8.4	8.8	8.56	8.478	174@8.42	95@8.52	---	2025	3,553	23	30,121.52	89,880.00	8.2	9.85	55102015
31,400,000	0.400	---	---	---	26/04/2007	10/05/2023	---	MIG (CR)	3.335	2.61	# 3.25	25/05/2026	3.25	3.25	3.36	3.33	3.321	17@3.32	98@3.33	---	---	18,568	117	61,672.43	104,719.00	2.82	3.85	30202000
153,908,095	0.870	0.0229	0.0248	0.0303	15/05/2026	02/08/2024	---	ORILINA PROPERTIES REIC (CR)	0.834	-0.24	€ 0.836	25/05/2026	0.84	0.828	0.85	0.84	0.844	1000@0.830	813@0.840	---	---	26,230	58	22,138.81	128,359.35	0.77	0.888	35102000
14,101,683	0.100	0.0526	0.1091	---	03/06/2025	02/11/2021	---	PERFORMANCE TECHNOLOGIES (CR)	9.49	1.17	# 9.38	25/05/2026	9.38	9.14	9.5	9.49	9.454	10@9.45	624@9.49	---	---	31,148	58	294,471.81	133,824.97	6.62	9.69	10101010
107,222,688	0.440	0.22	0.3	---	23/06/2025	16/03/2022	---	QUEST HOLDINGS (CR)	7.47	4.04	# 7.18	25/05/2026	7.2	7.18	7.55	7.47	7.334	120@7.44	5269@7.48	---	---	54,008	381	396,114.59	800,952.48	6.07	7.55	10101010
30,703,824	0.400	0.04	0.0509	---	19/08/2025	06/08/2021	---	REAL CONSULTING (CR)	6.4	-2.44	€ 6.56	25/05/2026	6.56	6.28	6.56	6.4	6.388	185@6.32	8653@6.40	---	---	15,810	61	101,000.60	196,504.47	4.95	6.7	10101010
6,456,530	1.08	0.16	0.15	---	21/07/2025	02/08/2010	---	SPACE HELLAS SA (CR)	6.52	-0.31	€ 6.54	25/05/2026	6.48	6.4	6.52	6.42	6.456	50@6.44	130@6.52	---	---	1,860	20	12,008.48	42,096.58	5.92	8.48	15101010
121,750,863	1.60	0.08	0.1	0.0651	30/12/2025	10/11/2023	---	TRADE ESTATES REIC (CR)	2.05	-0.24	€ 2.055	25/05/2026	2.05	2.005	2.055	2.05	2.034	300@2.05	2022@2.05	---	---	96,655	61	196,563.11	249,589.27	1.81	2.07	35102045
17,513,933	0.300	---	---	---	16/11/1992	09/10/2025	---	UNIBIOS (CR)	2.6	-0.19	€ 2.605	25/05/2026	2.605	2.555	2.605	2.6	2.578	60@2.60	2435@2.60	---	---	11,480	37	29,595.99	45,536.23	2.13	2.97	50204000
37,975,800	0.600	---	---	---	10/09/2019	01/04/2026	---	YKNOT (CR)	1.415	0.36	# 1.41	25/05/2026	1.4	1.39	1.46	1.415	1.426	5400@1.41	2934@1.43	---	---	487,467	428	695,371.45	53,735.76	0.7326	1.7394	40501015
32,413,681	0.370	---	---	---	15/07/2009	11/05/2000	---	ALUMIL (CR)	5.89	-1.34	€ 5.97	25/05/2026	5.96	5.8	6.03	5.89	5.897	650@5.81	183@5.89	---	---	39,793	191	234,654.65	190,916.58	5	6.88	55102035
3,734,164	3.44	0.4954	0.5896	0.4204	25/05/2026	19/07/2022	---	ANDROMEDA SA (CR)	8.1	-4.26	€ 8.46	25/05/2026	8.48	8.1	8.48	8.1	8.281	350@8.06	200@8.38	---	2025	14,591	84	120,829.32	30,246.73	7.58	9.1	30204000
23,986,500	1.00	---	---	---	26/06/2009	25/08/2025	---	BIOKARPET S.A.(CR)	1.672	0.36	# 1.666	25/05/2026	1.666	1.634	1.672	1.672	1.649	852@1.64	399@1.67	---	---	27,891	71	45,981.93	40,105.43	1.45	2.06	50101035
6,325,000	0.600	0.145	0.07	---	28/07/2025	17/02/2014	---	VOYATZOGLOU (CR)	2.08	-0.48	€ 2.09	25/05/2026	2.08	2.07	2.1	2.08	2.084	300@2.06	200@2.09	---	---	1,450	11	3,022.50	13,156.00	1.96	2.44	50205010
24,060,000	0.300	0.075	0.075	---	17/06/2025	01/07/2019	---	GEN. COMMERCIAL & IND.SA (CR)	2.37	4.41																		

Daily Official List

Year: 147 Trading Day No: 95

Section 2: Analytic Figures of Shares Transactions

Tuesday, 26 May, 2026

Number of Outstanding Securities	Nominal Value	Dividends [1]			Date of Last Coupon		Note	Shares	Closing price	% change	Previous closing price/date	Open price	Price min	Price max	Last price	Avg price	Last Bid [7]	Last Ask [7]	P/E after tax	Year	Volume	Trades	Transactions Value[8]	Company Mkt Value (thou. €)	Year low	Year high	Sector[4]	
		2023	2024	2025	Dividend [2]	Right																						
34,720,000	0.310	---	---	---	16/06/2010	01/08/2007	---	DROMEAS SA (CR)	0.308	0.98 #	0.305	25/05/2026	0.302	0.301	0.308	0.308	0.304	1@0.304	100@0.309	---	---	4,871	16	1,478.46	10,693.76	0.295	0.39	40202015
13,673,200	0.420	0.05	0.05	---	19/08/2025	26/07/2001	---	EVROFARMA (CR)	3.89	0.78 #	3.86	25/05/2026	3.86	3.78	3.9	3.89	3.874	80@3.78	601@3.89	---	---	1,542	25	5,973.89	53,188.75	3.02	4.07	45102020
18,146,007	1.00	---	---	---	23/08/2023	10/09/2010	---	ELASTRON (CR)	2.47	-3.14 €	2.55	25/05/2026	2.55	2.45	2.55	2.47	2.486	111@2.48	1000@2.50	---	---	49,974	136	124,248.50	44,820.64	2.02	2.65	55102010
23,828,130	0.500	0.108	0.1366	---	14/07/2025	17/02/2009	---	ELINOIL S.A. (CR)	2.1	-1.87 €	2.14	25/05/2026	2.1	2.09	2.14	2.1	2.107	231@2.10	1045@2.14	---	---	9,653	68	20,338.78	50,039.07	2.07	2.59	60101020
19,864,886	5.60	0.672	0.672	0.672	23/04/2026	02/07/2008	---	BANK OF GREECE (CR)	14.8	0.34 #	14.75	25/05/2026	14.75	14.65	14.8	14.8	14.731	762@14.70	47@14.80	---	2025	2,918	48	42,984.00	294,000.31	14.55	17.5	30101010
26,730,187	0.520	---	0.07	---	09/07/2025	01/08/2017	---	ELTON SA (CR)	1.83	-0.27 €	1.835	25/05/2026	1.84	1.81	1.85	1.83	1.838	2695@1.83	290@1.85	---	---	12,546	33	23,062.54	48,916.24	1.62	2.22	50205010
36,300,000	1.12	0.0276	0.055	---	01/07/2025	12/12/2007	---	THESSALONIKA WATER & SEWERAGE	4.365	3.19 #	4.23	25/05/2026	4.23	4.175	4.46	4.365	4.361	1000@4.36	2000@4.39	---	---	134,293	371	585,628.10	158,449.50	3.4	4.46	65102030
143,352,325	0.260	---	---	---	29/08/2022	28/04/2025	---	EVROPI HOLDINGS S.A. (CR)	2.06	-2.14 €	2.105	25/05/2026	2.105	2.055	2.105	2.06	2.074	124@2.06	1200@2.08	---	---	91,165	146	189,084.14	295,305.79	1.77	2.34	30302025
86,735,980	0.310	0.02	---	---	22/07/2024	07/09/2023	---	ATHENS MEDICAL CENTER SA (CR)	1.795	1.13 #	1.775	25/05/2026	1.76	1.75	1.8	1.795	1.787	48@1.75	71@1.80	---	---	5,012	40	8,955.10	155,691.08	1.565	2.07	20101010
114,320,400	0.100	---	---	---	26/11/2021	05/08/2019	---	IKTINOS HELLAS SA (CR)	0.357	-1.65 €	0.363	25/05/2026	0.363	0.357	0.363	0.357	0.358	100@0.357	2960@0.363	---	---	36,955	62	13,247.58	40,812.38	0.302	0.4535	50101035
14,111,198	0.450	(0.0133)	0.07	---	31/07/2025	09/01/2025	---	ILYDA S.A. (CR)	4.29	-0.92 €	4.33	25/05/2026	4.33	4.225	4.34	4.29	4.268	250@4.24	15@4.30	---	2025	6,001	53	25,610.56	60,537.04	3.74	5.52	10101015
3,417,600	0.100	0.016	---	---	04/07/2024	02/04/2024	---	INTERWOOD-XYLEMPORIA (PR)	0.408	-1.45 €	0.414	25/05/2026	0.434	0.408	0.434	0.408	0.41	191@0.408	1000@0.416	---	---	4,179	5	1,713.59	13,975.00	0.4	0.76	50101020
45,417,399	0.100	---	---	---	25/07/2008	02/04/2024	---	INTERWOOD-XYLEMPORIA (CR)	0.277	2.21 #	0.271	25/05/2026	0.272	0.272	0.283	0.279	0.277	60@0.277	280@0.279	---	---	33,673	43	9,325.47	13,975.00	0.201	0.295	50101020
18,567,912	0.590	0.16	0.201	---	02/07/2025	26/01/2021	---	INTERLIFE G.C.I.(CR)	6.7	-0.30 €	6.72	25/05/2026	6.74	6.62	6.84	6.7	6.724	156@6.62	500@6.72	---	2025	6,216	58	41,798.56	124,405.01	5.56	7	30302025
8,424,900	0.500	---	---	---	12/07/2010	04/07/2019	---	INTERTECH SA (CR)	1.545	4.75 #	1.475	25/05/2026	1.47	1.41	1.545	1.545	1.439	500@1.41	487@1.55	---	2025	9,738	52	14,013.45	13,016.47	0.99	1.615	50205010
2,760,000	11.83	12.4	14	---	30/05/2025	16/07/1990	---	KARELIA (CR)	424	0.24 #	423	25/05/2026	424	423	425	424	424.061	1@423.00	45@424.00	---	---	231	35	97,958.00	1,170,240.00	354	434	45103010
19,804,134	0.150	---	---	---	01/07/2004	06/11/2017	---	KEKROPS SA (CR)	2.06	-1.91 €	2.1	25/05/2026	2.1	2.05	2.12	2.06	2.077	88@2.06	500@2.08	---	2025	6,708	33	13,934.93	40,796.52	1.53	2.35	35101010
11,510,102	0.890	---	---	---	24/06/2005	06/10/1999	---	NAFPAKTOS TEXTILE (CR)	1.265	0.40 #	1.26	25/05/2026	1.26	1.255	1.29	1.26	1.264	1870@1.25	615@1.26	---	---	6,552	15	8,279.77	14,560.28	1.175	1.69	55101020
21,224,340	0.420	---	---	---	06/09/2022	25/04/2006	---	KORDELLOS BROS SA (CR)	0.442	-0.90 €	0.446	25/05/2026	0.424	0.423	0.45	0.442	0.436	200@0.430	189@0.442	---	2025	5,129	34	2,236.28	9,381.16	0.366	0.554	55102010
33,065,136	0.380	0.3506	0.4007	---	21/08/2025	16/09/2013	---	KRI-KRI S.A. (CR)	24.5	0.41 #	24.4	25/05/2026	24.45	24.05	24.65	24.5	24.259	35@24.35	161@24.50	---	2025	17,395	134	421,989.35	810,095.83	19.18	26.15	45102020
6,200,000	0.500	---	---	---	22/06/2010	01/11/1995	---	MINERVA KNITWEAR (CR)	0.565	2.73 #	0.55	25/05/2026	0.56	0.56	0.57	0.56	0.567	398@0.560	---	---	---	352	3	199.62	3,503.00	0.473	0.772	40204020
5,939,268	0.620	---	---	---	10/07/2003	03/01/2002	---	LANAKAM SA (CR)	1.43	-0.69 €	1.44	25/05/2026	1.44	1.4	1.49	1.43	1.414	100@1.36	460@1.43	---	---	1,603	7	2,267.39	8,493.15	0.96	1.67	40401020
9,819,370	0.500	---	---	---	14/08/2007	09/01/2004	---	MATHIOS REFRACTORY SA (CR)	0.67	-2.19 €	0.685	25/05/2026	0.695	0.67	0.7	0.67	0.69	1999@0.670	1@0.680	---	---	733	11	506.02	6,578.98	0.59	0.97	55101000
30,150,000	0.360	0.122	0.1335	---	17/06/2025	25/04/2019	---	MOTODYNAMICS S.A. (CR)	2.52	-1.95 €	2.57	25/05/2026	2.58	2.52	2.58	2.52	2.576	500@2.53	400@2.56	---	---	13,058	30	33,638.86	75,978.00	2.23	2.7	40401030
126,431,958	2.50	0.025	0.043	---	03/06/2025	05/06/2024	---	NOVAL PROPERTY REIC (CR)	2.61	0.38 #	2.6	25/05/2026	2.63	2.6	2.63	2.61	2.62	107@2.61	500@2.62	---	2025	7,454	19	19,530.75	329,987.41	2.51	2.92	35102045
10,080,000	3.00	1.3	2	2.2	14/05/2026	27/08/2001	---	TPA SA (CR)	37	-1.60 €	37.6	25/05/2026	37.8	37	37.9	37	37.398	125@36.70	239@37.30	---	---	3,865	39	144,542.80	372,960.00	33.2	40.2	50206060
25,000,000	2.00	1.336	1.92	---	04/08/2025	08/08/2003	---	P.P.A. S.A. (CR)	38	3.26 #	36.8	25/05/2026	37	37	38	38	37.585	34@37.95	301@38.10	---	2025	10,757	197	404,299.70	950,000.00	35.4	41.1	50206060
68,926,799	0.240	---	---	---	07/07/2023	---	---	ONYX TOURISTIKI S.A. (CR)	1.586	-0.88 €	1.6	25/05/2026	1.588	1.56	1.606	1.586	1.572	10@1.58	1789@1.59	---	---	42,496	113	66,795.37	109,317.90	1.33	2.22	40401020
4,971,466	1.46	---	---	---	04/07/2007	08/10/2003	---	PAIRIS SA (CR)	0.798	3.64 #	0.77	25/05/2026	0.786	0.742	0.798	0.798	0.765	500@0.772	26@0.798	---	---	7,849	39	6,006.19	3,967.23	0.6	0.984	50203030
27,098,594	0.540	0.0702	0.0605	0.0909	21/04/2026	14/01/2021	---	PAPOUTSANIS (CR)	3.38	-3.15 €	3.49	25/05/2026	3.49	3.38	3.55	3.38	3.417	10@3.37	496@3.42	---	2025	11,170	167	38,170.66	91,593.25	3.32	4.06	45201020
7,070,400	0.930	0.8645	0.3242	---	11/07/2025	06/05/2016	---	PETROPOULOS PETROS (CR)	8.04	-0.49 €	8.08	25/05/2026	8.04	8	8.06	8	8.047	52@8.02	150@8.06	---	---	2,330	17	18,750.40	56,846.02	7.58	8.98	50206015
43,741,452	0.660	0.2388	0.2391	0.07	19/01/2026	01/11/1999	---	THRACE PLASTICS SA (CR)	4.14	-0.84 €	4.175	25/05/2026	4.185	4.14	4.185	4.14	4.163	149@4.14	500@4.15	---	---	44,879	173	186,824.91	181,089.61	3.55	4.535	50203015
21,912,599	0.300	0.0485	0.0483	0.049	26/05/2026	23/02/2007	---	REVOIL (CR)	1.625	-1.81 €	1.655	25/05/2026	1.6	1.595	1.625	1.625	1.614	90@1.61	443@1.63	---	---	12,856	52	20,754.06	35,607.97	1.535	1.86	60101020
13,582,223	1.35	---	---	---	24/06/2008	02/02/2016	---	SIDMA STEEL (CR)	1.75	5.42 #	1.66	25/05/2026	1.655	1.655	1.815	1.75	1.749	100@1.73	10@1.75	---	---	12,890	81	22,547.61	23,768.89	1.455	2.12	55102010
40,693,350	5.00	---	---	---	03/07/2006	26/05/2015	---	TECHNICAL OLYMPIC SA (CR)	2.43	0.41 #	2.42	25/05/2026	2.38	2.37	2.44	2.43	2.402	75@2.40	401@2.43	---	---	22,604	282	54,287.52	98,884.84	2.12	2.61	50206030
3,048,000	0.300	---	---	---	06/07/2007	01/06/2021	---	TZIRAKIAN PROFIL (CR)	1.94	-1.52 €	1.97	25/05/2026	1.93	1.93	1.94	1.94	1.935	700@1.91	929@1.94	---	2025	2,550	9	4,934.70	5,913.12	1.42	2.04	55102010
1,011,000	1.00	---	---	---	01/07/2004	11/12/2012	5193	TRIA ALFA SA (CR)	6.9	---	6.9	25/05/2026	---	---	---	---	---	200@4.84	150@6.75	---	2025	---	---	---	6,975.90	4.64	7.5	55101020
45,680,000	1.00	---	0.044	---	19/06/2025	27/03/2025	---	FAIS (CR)	3.5	0.58 #	3.48	25/05/2026	3.5	3.465	3.54	3.5	3.505	226@3.47	300@3.53	---	---	23,212	76	81,363.22	159,880.00	3.33	3.995	40401020
8,340,750	1.16	---	---	---	25/06/2009	17/09/2018	---	HAIDEMENOS SA (CR)	0.735	---	0.735	25/05/2026	---	---	---	---	---	355@0.705	200@0.730	---	2025	---	---	---	6,130.45	0.65	0.845	50205030

Number of Outstanding Securities	Nominal Value	Dividends [1]			Date of Last Coupon		Note	Shares	Closing price	% change	Previous closing price/date	Open price	Price min	Price max	Last price	Avg price	Last Bid [7]	Last Ask [7]	P/E after tax	Year	Volume	Trades	Transactions Value[8]	Company Mkt Value (thou. €)	Year low	Year high	Sector[4]	
		2023	2024	2025	Dividend [2]	Right																						
11,943,624	0.540	0.15	0.165	---	01/07/2025	30/08/2019	---	FLEXOPACK SA (CR)	8.2	1.24 #	8.1	25/05/2026	8.25	7.9	8.25	7.9	8.175	30@8.15	40@8.15	---	---	142	6	1,160.90	97,937.72	7.4	8.6	50203030
394,737,498	0.500	0.02	0.03	0.04	26/03/2026	28/12/2023	---	TRASTOR REAL EST. INV. CO.(CR)	0.982	-0.20 €	0.984	25/05/2026	0.986	0.98	0.986	0.982	0.983	4443@0.980	6073@0.986	---	2025	131,888	275	129,592.64	387,632.22	0.976	1.42	35102000
15,300,000	0.300	---	0.01	---	09/10/2025	13/12/1999	---	ATTICA PUBLICATIONS SA (CR)	1.265	---	1.265	25/05/2026	1.265	1.265	1.265	1.265	1.265	50@1.28	100@1.28	---	---	50	1	63.25	19,354.50	1.17	1.44	40301030
18,810,000	0.400	0.0381	0.0591	---	20/10/2025	14/11/2007	---	VARVERIS - MODA BAGNO SA (CR)	6.86	2.39 #	6.7	25/05/2026	6.62	6.52	6.86	6.86	6.706	80@6.56	2064@6.86	---	---	2,294	26	15,384.20	129,036.60	5.16	7.06	40401025
3,307,500	0.210	0.4	0.4	---	23/10/2025	30/11/2022	---	ELVE SA (CR)	5.8	---	5.8	25/05/2026	5.75	5.75	5.8	5.8	5.794	25@5.75	123@6.05	---	2025	574	4	3,325.50	19,183.50	5	6.15	40204020
21,364,000	1.12	---	---	---	21/08/2023	08/03/2023	---	LAMPASA HOTEL SA (CR)	46.6	---	46.6	25/05/2026	---	---	---	---	---	51@46.60	50@47.40	---	---	---	---	---	995,562.40	42.2	48.4	40501025
38,566,614	0.500	---	---	---	21/07/2008	07/07/2025	---	MOUZAKIS (CR)	0.484	---	0.484	25/05/2026	0.49	0.49	0.49	0.49	0.49	400@0.500	---	---	---	1,000	1	490.00	18,666.24	0.48	0.69	55101020
42,500,000	1.00	0.0383	0.0538	0.3714	06/05/2026	13/09/2023	---	MPLE KEDROS (CR)	4.42	---	4.42	25/05/2026	4.42	4.41	4.42	4.42	4.42	349@4.40	200@4.43	---	---	1,303	14	5,759.25	187,850.00	4.23	4.51	35102000
6,340,000	0.600	0.2	0.23	0.23	09/12/2025	11/01/2024	---	NAKAS MUSIC	3.44	---	3.44	25/05/2026	3.32	3.32	3.42	3.4	3.405	38@3.40	10@3.48	---	---	95	10	323.44	21,809.60	3.24	3.92	40401030
27,379,200	0.980	0.5001	0.52	---	25/08/2025	29/08/2022	---	CRETE PLASTICS SA (CR)	15.6	0.65 #	15.5	25/05/2026	15.4	15.4	15.8	15.4	15.649	178@15.40	57@15.80	---	---	69	3	1,079.80	427,115.52	13.2	15.9	50203015
255,494,534	2.71	0.247	0.705	0.216	15/12/2025	30/09/2021	---	PRODEA (CR)	5.7	---	5.7	25/05/2026	5.65	5.65	5.7	5.7	5.672	3820@5.65	7962@5.70	---	---	9,171	42	52,021.90	1,456,318.84	5.2	6.5	35102000
4,181,450	0.500	---	---	---	21/08/2000	05/03/2002	---	FLOUR MILLS SARANTOPOULOS SA	1.48	---	1.48	25/05/2026	---	---	---	---	---	---	---	---	---	---	---	---	6,188.55	1.12	1.74	45102020

Exchange Traded Funds (ETFs)

1,405,078	---	---	---	---	15/06/2016	---	---	ALPHA ETF FTSE Athex Large Cap	60.39	0.90 #	59.85	25/05/2026	59.85	59.51	60.61	60.39	60.115	16@60.03	60@62.50	---	---	3,649	87	219,360.62	---	51.03	66.71	12003
-----------	-----	-----	-----	-----	------------	-----	-----	--------------------------------	-------	--------	-------	------------	-------	-------	-------	-------	--------	----------	----------	-----	-----	-------	----	------------	-----	-------	-------	-------

Surveillance

8,321,682	0.670	---	---	---	17/08/2007	23/11/1999	---	N. LEVENTERIS (CR)	0.278	---	0.278	25/05/2026	---	---	---	---	---	---	8617@0.276	---	2025	---	---	---	2,708.80	0.252	0.32	55102010
2,160,524	0.670	---	---	---	03/12/2018	23/11/1999	---	N. LEVENTERIS (PR)	0.183	---	0.183	25/05/2026	0.165	0.165	0.165	0.165	0.165	---	1374@0.185	---	2025	1,000	1	165.00	2,708.80	0.165	0.2	55102010
24,319,250	0.300	---	---	---	09/07/2002	04/07/2007	5165	PRODEFTIKH SA (CR)	0.218	---	0.218	25/05/2026	0.218	0.218	0.218	0.218	0.218	9303@0.218	1000@0.220	---	---	24,100	22	5,253.80	5,301.60	0.216	0.5	50101010

Suspension Status

13,191,620	0.620	---	---	---	04/08/2010	09/09/2002	5232	YALCO - CONSTANTINOU (CR)	0.16	---	0.16	30/05/2025	---	---	---	---	---	---	26032@0.162	---	---	---	---	---	2,110.66	0.16	0.16	40202020
17,579,754	4.16	---	---	---	18/08/2006	02/08/2010	---	BIOTER SA (CR)	0.206	---	0.206	30/05/2025	---	---	---	---	---	---	---	---	---	---	---	---	3,621.43	0.206	0.206	50101010
3,961,300	1.28	---	---	---	29/06/2004	03/08/2000	5248	DUROS SA (CR)	0.25	---	0.25	24/04/2023	---	---	---	---	---	---	---	---	---	---	---	---	990.33	0.25	0.25	40204020
15,842,391	1.51	---	---	---	15/07/2009	12/05/2000	5141	BITROS HOLDING SA (CR)	0.51	---	0.51	30/05/2025	---	---	---	---	---	---	---	---	---	---	---	---	8,079.62	0.51	0.51	55102010
28,438,268	0.070	---	---	---	21/08/2006	24/11/1999	5253	SPIROY AGRICULTURE SA (CR)	0.138	---	0.138	30/05/2025	---	---	---	---	---	---	---	---	---	---	---	---	3,924.48	0.138	0.138	45102010

Shares' Notes

Code	Note text
()	- Adjusted dividends.
*	- Last adjusted closing price.
[1]	- Net dividends.
[2]	- The "Date of Last Coupon" for New listings refers to the date company's stocks started to trade in Athex
[3]	- The Company Market Value is referred to the number of outstanding shares
[4]	- Sectors codification can be found in Appendix A
[5]	- The Market Value refers to the total number of shares listed (including their several classes) in the exchange by the company.
[6]	- P/E greater than 100
[7]	- Last view of the Order Book before the end of the trading session
[8]	- All Blocks Methods' Transactions Value are included.
5141	- Transfer to the Surveillance Category as of 10/05/2017.
5160	- Transfer to the Surveillance Category as of 15/04/2016.
5165	- Transfer to the Surveillance Category as of 15/02/2018.
5193	- Transfer to the Surveillance Category as of 25/10/2018.
5232	- Transfer to the Under Surveillance Category from 08/04/2011.
5248	- Transfer to the Surveillance Category as of 06/09/20116.
5253	- Transfer to the Surveillance Category as of 14/5/2021.

Securities Blocks Details

Securities	Block Volume	Price	Block Trade Value	Time of approval	Note
PPC (CR)	50,000	21.00	1,050,000.00	10:50:15	20
PIRAEUS BANK (CR)	430,000	8.74	3,759,920.00	11:03:53	20
P.P.A. S.A. (CR)	5,000	37.50	187,500.00	11:29:07	20
PPC (CR)	50,000	21.36	1,068,000.00	11:39:40	20
OTE (CR)	68,701	18.59	1,276,808.09	12:35:19	20
PPC (CR)	150,000	21.32	3,198,000.00	12:36:15	20
OTE (CR)	20,000	18.56	371,200.00	13:33:15	20
JUMBO SA (CR)	45,400	22.70	1,030,580.00	13:37:58	20
PIRAEUS BANK (CR)	300,000	8.86	2,656,800.00	13:45:37	20
NATIONAL BANK (CR)	115,500	14.61	1,687,455.00	14:01:02	20
PIRAEUS BANK (CR)	179,709	8.86	1,591,502.90	14:01:13	20
EUROBANK (CR)	200,000	3.90	779,400.00	14:07:43	20
EUROBANK (CR)	200,000	3.90	780,000.00	14:34:01	20
BALLY'S INTRALOT (CR)	1,000,000	1.17	1,168,000.00	14:34:10	20
BANK OF CYPRUS (CR)	75,000	9.23	692,250.00	14:36:32	20
TITAN (CB)	7,000	48.14	336,980.00	14:54:43	20
ALPHA BANK (CR)	112,054	3.79	424,460.55	14:57:16	20
BANK OF CYPRUS (CR)	50,000	9.25	462,500.00	15:04:37	20
EUROBANK (CR)	200,000	3.88	776,800.00	15:55:38	20
EUROBANK (CR)	109,063	3.86	420,983.18	15:56:34	20
BANK OF CYPRUS (CR)	125,000	9.25	1,155,625.00	16:05:18	20
NATIONAL BANK (CR)	200,000	14.63	2,926,000.00	16:10:12	20
AKTOR S.A. HOLDING CO. (CR)	40,000	10.10	404,000.00	16:10:42	20
PPC (CR)	135,000	21.46	2,897,100.00	16:14:58	20
PPC (CR)	34,000	21.46	729,640.00	16:27:33	20
BALLY'S INTRALOT (CR)	700,000	1.17	819,000.00	16:39:38	20
AKTOR S.A. HOLDING CO. (CR)	40,000	10.00	400,000.00	16:40:18	20
PIRAEUS BANK (CR)	550,000	8.85	4,867,500.00	16:48:41	20
ALPHA BANK (CR)	486,108	3.75	1,820,474.46	16:58:14	20
PPC (CR)	73,616	21.42	1,576,854.72	16:58:53	20
EUROBANK (CR)	161,172	3.88	625,347.36	17:02:35	20
ALPHA BANK (CR)	325,000	3.80	1,235,000.00	17:14:07	20
PIRAEUS BANK (CR)	780,000	8.90	6,942,000.00	17:15:38	20

Blocks Notes

- 9 - Method 6-1 / Special Fees
- 10 - Method 6-1 / Special Fees, SDS
- 14 - Method 6-3 / Settlement, Incomplete Buy and Sell
- 18 - Method 6-2 / SPOT 1
- 19 - Method 6-2 / SPOT 2
- 20 - Method 6-1 and Method 6-1 Same Day Settlement
- 21 - Other Pre-agreed

Shares Rights Details

Occured date	Exercise from	Exercise until	Trading until	Rights	Price min	Price max	Closing price	Last Bid	Last Ask	Volume	Trades	Transactions Value
--------------	---------------	----------------	---------------	--------	-----------	-----------	---------------	----------	----------	--------	--------	--------------------

No Rights Transactions.

Forced Sales Details

Securities	Category of Security	Transactions Volume	Number of Trades	Transactions Value	Note
BALLY'S INTRALOT (CR)	Stocks	350	1	410.90	1

Forced Sales Notes

- 1 - Compulsory Public Forced Sales
- 2 - Forced Sales of Fixed Registered Shares
- 3 - Forced Sales of Remaining Fractional Shares

Exchange Traded Funds (ETFs) Characteristics

	Transactions Date (T)	Creation / Redemption	Units (T-1)	New Units (T-1)	Redemption Units (T-1)	Units (T) [1]	Fund Assets [2]	Net Unit Price	Dividend per Unit	Dividend Date
ALPHA ETF FTSE Athex Large Cap	26/05/2026	5,000	1,405,078	---	---	1,405,078	83,786,700.00	59.6314	1.15	01/07/2025

ETFs Notes

[1] - Units (T) = Units (T-1) + New Units (T-1) - Redemption Units (T-1)

[2] - The Creation / Redemption Units of T-1 are included.

Non Convertible Corporate Bonds - Regulated Market

Num Listed Bonds	Nominal price	Issue price	Today's Rate	Exp. Date	Duration (years)	Note	Coupon		Trading Unit	Corporate Bonds	Accrued Int.	Yield.T.Mat	Price min	Price max	Closing price	Previous closing price/date	Volume	Transactions Value	Last order		Date	ear min	Year max	
							Common	Preferred											Price	Buy / Sell				
250,000	1,000.00	1,000.00	3.75	25/02/2033	7	---	1	---	1	CAPITAL CLEAN ENERGY CARRIERS CORP. (Non Convert)	9.5833	4.1230	97.8000	98.0000	97.8000	97.8300	25/05/2026	39,000	38,579.75	97.7500	B	26/05/2026	95.0002	99.9895
320,000	1,000.00	1,000.00	3.40	21/07/2027	7	---	12	---	1	LAMDA DEVELOPMENT S.A. (Non Convertible)	11.9944	3.2170	99.2500	99.4750	99.4750	99.5400	25/05/2026	126,000	126,720.85	99.3001	B	26/05/2026	97.5000	100.0000
200,000	1,000.00	1,000.00	1.90	23/03/2028	7	---	11	---	1	MOTOR OIL CORINTH REFINERIES SA (Non Convertible)	3.4833	3.3820	96.7000	97.0100	96.8286	96.6940	25/05/2026	28,000	27,209.53	96.7000	B	26/05/2026	95.0000	98.0000
150,000	1,000.00	1,000.00	2.60	22/10/2026	7	---	14	---	1	TERNA ENERGY FINANCE S.A. (Non Convertible)	2.6000	3.3020	99.4000	99.9000	99.4789	99.5000	25/05/2026	19,000	18,950.40	99.6000	B	26/05/2026	98.4189	99.9552
100,000	1,000.00	1,000.00	2.80	25/01/2027	5	---	9	---	1	PREMIA S.A. (Non Convertible)	9.4889	3.8400	99.0000	99.0100	99.0008	98.5000	21/05/2026	12,000	11,993.97	99.0000	B	26/05/2026	97.7000	99.5000
500,000	1,000.00	1,000.00	4.00	10/07/2030	7	---	6	---	1	METLEN ENERGY & METALS S.A. (Non Convertible)	15.1111	3.6560	99.7000	100.1500	99.7000	99.7690	25/05/2026	191,000	193,722.71	99.7000	B	26/05/2026	98.3000	101.4000
99,697	1,000.00	1,000.00	5.50	15/12/2028	5	---	5	---	1	IDEAL HOLDINGS S.A. (Non Convertible)	25.0556	3.7430	102.8000	103.1000	102.9468	102.8750	25/05/2026	37,000	39,017.38	102.8500	B	26/05/2026	101.4645	104.1000
500,000	1,000.00	1,000.00	3.80	18/11/2032	7	---	2	---	1	LAMDA DEVELOPMENT S.A. (Non convertible)	1.0556	4.1040	97.5000	98.4000	97.9999	98.2000	25/05/2026	68,000	66,691.77	97.7000	B	26/05/2026	96.6500	99.9999
140,000	1,000.00	1,000.00	4.70	15/12/2030	5	---	1	---	1	AKTOR S.A. (Non convertible)	21.4111	4.0990	102.0000	102.0000	102.0000	103.1500	21/05/2026	17,000	17,703.99	101.7000	B	26/05/2026	100.6000	103.4900
500,000	1,000.00	1,000.00	2.75	03/07/2027	7	---	12	---	1	GEK TERNA S.A. (Non Convertible)	10.9236	3.4770	98.2000	98.9900	98.6000	98.7240	25/05/2026	184,000	183,645.24	98.6000	B	26/05/2026	97.7500	99.5000
150,000	1,000.00	1,000.00	4.10	08/04/2033	7	---	1	---	1	PREMIA REIC (Non Convertible)	5.6944	4.3570	97.3500	98.5000	98.5000	98.1200	22/05/2026	171,000	167,826.75	98.4000	B	26/05/2026	98.1200	100.3700
250,000	1,000.00	1,000.00	3.70	04/07/2032	7	---	2	---	1	AEGEAN AIRLINES S.A. (Non Convertible)	14.6972	3.7020	98.4001	99.7000	99.3630	99.4720	25/05/2026	27,000	27,224.83	98.5410	B	26/05/2026	98.0875	102.0999
300,000	1,000.00	1,000.00	2.30	20/07/2028	7	---	10	---	1	PRODEA REIC S.A.(Non Convertible)	8.1778	2.7200	98.2601	98.8000	98.5000	98.2100	25/05/2026	1,982,000	1,964,844.97	98.4503	B	26/05/2026	95.0000	99.9510
250,000	1,000.00	1,000.00	2.45	16/11/2028	7	---	10	---	1	ELVALHALCOR S.A. (Non Convertible)	0.6806	3.4860	96.6000	96.8000	96.7000	96.4840	25/05/2026	74,000	71,619.36	96.4500	B	26/05/2026	94.9873	99.0000
120,000	1,000.00	1,000.00	2.65	06/12/2028	7	---	9	---	1	NOVAL PROPERTY REIC (Non Convertible)	12.5875	3.5800	96.5500	96.8000	96.8000	96.2520	25/05/2026	47,000	46,024.61	96.7000	B	26/05/2026	95.0000	99.9900
300,000	1,000.00	1,000.00	2.30	14/12/2028	7	---	9	---	1	GEK TERNA S.A. (Non Convertible)	10.4778	3.3370	96.7000	96.7000	96.7000	96.0030	25/05/2026	1,000	977.48	96.1000	B	26/05/2026	95.0000	97.2100
100,000	1,000.00	1,000.00	2.95	11/02/2027	5	---	9	---	1	SAFE BULKERS PARTICIPATIONS PLC (Non Convertible)	8.6861	4.0750	98.1500	98.8500	98.8400	98.5000	25/05/2026	53,000	52,572.47	98.4500	B	26/05/2026	97.4470	99.9201
100,000	1,000.00	1,000.00	4.40	26/07/2029	7	---	8	---	1	CPLP SHIPPING HOLDINGS PLC (Non Convertible)	14.9111	3.7570	99.9000	100.0000	100.0000	99.9720	25/05/2026	33,000	33,482.07	99.9001	B	26/05/2026	99.9297	102.8500
200,000	1,000.00	1,000.00	4.25	23/01/2029	5	---	5	---	1	AUTOHELLAS S.A. (Non Convertible)	14.7569	3.8600	100.0000	100.0010	100.0010	100.6700	25/05/2026	18,000	18,265.66	100.0000	B	26/05/2026	99.5000	102.0000

Corporate Bonds Notes

Transactions Volume = (Pieces) * (Nominal Price). Transactions Value = (Pieces) * (Nominal Price) * (price %) + (Accrued interest).

The price of a Bond is stated as a percentage (%) of Bond's Nominal Price.

Nominal Price in Euros (€), except if it is noted differently.

Non Convertible Corporate Bonds - Regulated Market

Num Listed Bonds	Nominal price	Issue price	Today's Rate	Exp. Date	Duration (years)	Note	Coupon		Trading Unit	Corporate Bonds	Accrued Int.	Yield.T.Mat	Price min	Price max	Closing price	Previous closing price/date	Volume	Transactions Value	Last order			ear min	Year max	
							Common	Preferred											Price	Buy / Sell	Date			
130,000	1,000.00	1,000.00	6.00	27/02/2029	5	---	5	---	1	INTRALOT S.A. (Non Convertible)	15.0000	4.2250	102.5000	103.0000	103.0000	102.5000	25/05/2026	6,000	6,250.00	101.8100	B	26/05/2026	101.0000	104.5000
500,000	1,000.00	1,000.00	3.20	29/09/2032	7	---	2	---	1	GEK TERNA S.A. (Non Convertible)	5.2444	3.9020	95.9500	96.0000	95.9626	96.2000	25/05/2026	99,000	95,522.20	96.0000	B	26/05/2026	94.0000	99.3790

Corporate Bonds Notes

Transactions Volume = (Pieces) * (Nominal Price). Transactions Value = (Pieces) * (Nominal Price) * (price %) + (Accrued interest).

The price of a Bond is stated as a percentage (%) of Bond's Nominal Price.

Nominal Price in Euros (€), except if it is noted differently.

Government Bonds

Number Listed Bonds	Nominal price	Today's Rate	Accrued Interest Calc	Exp. Date [1]	Duration (years)	Note	Coupons Date	Curr. coupon value	Trading Unit	Government Bonds	Price min	Price max	Closing price	Previous closing price/date	Volume	Transactions Value	Price	Last order Buy / Sell	Date
4,000,000	1,000.00	4.13	Actual/Actual	15/06/2054	30	---	15/06	4.13	1	GGB-FXD-150654-30Y-4.125-1.000	---	---	---	---	---	---	---	---	---
4,700,000	1,000.00	1.88	Actual/Actual	04/02/2035	15	---	04/02	1.88	1	GGB-FXD-040235-15Y-1.875-1.000	---	---	---	---	---	---	---	---	---
6,000,000	1,000.00	0.75	Actual/Actual	18/06/2031	10	---	18/06	0.75	1	GGB-FXD-180631-10Y-0.750-1.000	---	---	---	---	---	---	---	---	---
3,600,000	1,000.00	3.88	Actual/Actual	15/06/2028	5	---	15/06	3.88	1	GGB-FXD-150628-05Y-3.875-1.000	---	---	---	---	---	---	---	---	---
5,962,747,327	1.00	3.75	Actual/Actual	30/01/2028	10	---	/02 - 02/02 - 31/	3.75	1	GGB-FXD-300128-10Y-3.750-1.000	---	---	---	85.4610 13/07/2018	---	---	1.0000	B	28/11/2018
7,067,309,386	1.00	3.90	Actual/Actual	30/01/2033	15	---	/02 - 02/02 - 31/	3.90	1	GGB-FXD-300133-15Y-3.900-1.000	---	---	---	78.6730 13/07/2018	---	---	1.0000	B	28/11/2018
5,622,848,349	1.00	4.00	Actual/Actual	30/01/2037	19	---	/02 - 02/02 - 31/	4.00	1	GGB-FXD-300137-19Y-4.000-1.000	---	---	---	77.0370 13/07/2018	---	---	1.0000	B	28/11/2018
5,476,770,669	1.00	4.20	Actual/Actual	30/01/2042	24	---	/02 - 02/02 - 31/	4.20	1	GGB-FXD-300142-24Y-4.200-1.000	---	---	---	77.7640 13/07/2018	---	---	1.0000	B	28/11/2018
4,950,000	1,000.00	3.38	Actual/Actual	15/06/2034	10	---	15/06	3.38	1	GGB-FXD-150634-10Y-3.375-1.000	---	---	---	---	---	---	---	---	---
41,118,344	1.00	4.30	Actual/Actual	24/02/2027	15	---	24/02	4.30	1	GGB-FXD-240227-15Y-2.000-1.000	---	---	---	10.0000 22/06/2015	---	---	---	---	---
45,137,734	1.00	4.30	Actual/Actual	24/02/2028	16	---	24/02	4.30	1	GGB-FXD-240228-16Y-2.000-1.000	---	---	---	10.0000 22/06/2015	---	---	---	---	---
61,768,888	1.00	4.30	Actual/Actual	24/02/2029	17	---	24/02	4.30	1	GGB-FXD-240229-17Y-2.000-1.000	---	---	---	10.0000 22/06/2015	---	---	---	---	---
54,567,744	1.00	4.30	Actual/Actual	24/02/2030	18	---	24/02	4.30	1	GGB-FXD-240230-18Y-2.000-1.000	---	---	---	10.0000 22/06/2015	---	---	---	---	---
37,541,515	1.00	4.30	Actual/Actual	24/02/2031	19	---	24/02	4.30	1	GGB-FXD-240231-19Y-2.000-1.000	---	---	---	10.0000 22/06/2015	---	---	---	---	---
37,558,317	1.00	4.30	Actual/Actual	24/02/2032	20	---	24/02	4.30	1	GGB-FXD-240232-20Y-2.000-1.000	---	---	---	10.0000 22/06/2015	---	---	---	---	---
37,473,732	1.00	4.30	Actual/Actual	24/02/2033	21	---	24/02	4.30	1	GGB-FXD-240233-21Y-2.000-1.000	---	---	---	10.0000 22/06/2015	---	---	---	---	---
33,888,293	1.00	4.30	Actual/Actual	24/02/2034	22	---	24/02	4.30	1	GGB-FXD-240234-22Y-2.000-1.000	---	---	---	10.0000 22/06/2015	---	---	---	---	---
35,177,800	1.00	4.30	Actual/Actual	24/02/2035	23	---	24/02	4.30	1	GGB-FXD-240235-23Y-2.000-1.000	---	---	---	10.0000 22/06/2015	---	---	---	---	---
35,547,268	1.00	4.30	Actual/Actual	24/02/2036	24	---	24/02	4.30	1	GGB-FXD-240236-24Y-2.000-1.000	---	---	---	10.0000 22/06/2015	---	---	---	---	---
40,246,306	1.00	4.30	Actual/Actual	24/02/2037	25	---	24/02	4.30	1	GGB-FXD-240237-25Y-2.000-1.000	---	---	---	10.0000 22/06/2015	---	---	---	---	---
37,643,952	1.00	4.30	Actual/Actual	24/02/2038	26	---	24/02	4.30	1	GGB-FXD-240238-26Y-2.000-1.000	---	---	---	10.0000 22/06/2015	---	---	---	---	---
36,977,100	1.00	4.30	Actual/Actual	24/02/2039	27	---	24/02	4.30	1	GGB-FXD-240239-27Y-2.000-1.000	---	---	---	10.0000 22/06/2015	---	---	---	---	---
41,615,000	1.00	4.30	Actual/Actual	24/02/2040	28	---	24/02	4.30	1	GGB-FXD-240240-28Y-2.000-1.000	---	---	---	10.0000 22/06/2015	---	---	---	---	---
42,227,208	1.00	4.30	Actual/Actual	24/02/2041	29	---	24/02	4.30	1	GGB-FXD-240241-29Y-2.000-1.000	---	---	---	10.0000 22/06/2015	---	---	---	---	---
68,288,487	1.00	4.30	Actual/Actual	24/02/2042	30	---	24/02	4.30	1	GGB-FXD-240242-30Y-2.000-1.000	---	---	---	10.0000 22/06/2015	---	---	---	---	---
4,700,000	1,000.00	3.88	Actual/Actual	12/03/2029	10	---	12/03	3.88	1	GGB-FXD-120329-10Y-3.875-1.000	---	---	---	---	---	---	100.0000	B	15/10/2019
5,500,000	1,000.00	1.50	Actual/Actual	18/06/2030	10	---	18/06	1.50	1	GGB-FXD-180630-10Y-1.500-1.000	---	---	---	---	---	---	---	---	---
5,500,000	1,000.00	4.38	Actual/Actual	18/07/2038	15	---	18/07	4.38	1	GGB-FXD-180738-15Y-4.375-1.000	---	---	---	---	---	---	---	---	---
40,000	1,000.00	2.72	FLR Actual/360	18/09/2026	1	---	18/09 - 18/03	---	1	GGB-FLT-180926-01Y-2.717-1.000	---	---	---	---	---	---	---	---	---
4,550,000	1,000.00	3.38	Actual/Actual	16/06/2036	10	---	16/06	3.38	1	GGB-FXD-160636-10Y-3.375-1000.00	---	---	---	---	---	---	---	---	---
5,364,250	1,000.00	3.25	Actual/Actual	20/03/2050	30	---	20/03	3.25	1	GGB-FXD-200350-30Y-3.250-1.000	---	---	---	---	---	---	---	---	---
4,500,000	1,000.00	3.63	Actual/Actual	15/06/2035	10	---	15/06	3.63	1	GGB-FXD-150635-10Y-3.625-1000.00	---	---	---	---	---	---	---	---	---
3,924,361	1,000.00	2.00	Actual/Actual	22/04/2027	7	---	22/04	2.00	1	GGB-FXD-220427-07Y-2.000-1.000	---	---	---	---	---	---	99.9000	B	22/04/2020
2,298,012	1,000.00	1.88	Actual/Actual	23/07/2026	7	---	23/07	1.88	1	GGB-FXD-230726-07Y-1.875-1.000	---	---	---	---	---	---	---	---	---
4,900,000	1,000.00	4.25	Actual/Actual	15/06/2033	10	---	15/06	4.25	1	GGB-FXD-150633-10Y-4.250-1.000	---	---	---	---	---	---	---	---	---

Government Bonds Notes

Transactions Volume = (Pieces) * (Nominal Price). Transactions Value = (Pieces) * (Nominal Price) * (price %) + (Accrued interest).

The Value of current coupon for the issues with NV 0.01 euro refers to NV 100 euros

FLR: Floating Interest Rate.

[1] - The Expiration Date of the interest bearing period and the Date for coupon payment.

Government Bonds

Number Listed Bonds	Nominal price	Today's Rate	Accrued Interest Calc	Exp. Date [1]	Duration (years)	Note	Coupons Date	Curr. coupon value	Trading Unit	Government Bonds	Price min	Price max	Closing price	Previous closing price/date	Volume	Transactions Value	Price	Last order Buy / Sell	Date
3,500,000	1,000.00	1.88	Actual/Actual	24/01/2052	30	---	24/01	1.88	1	GGB-FXD-240152-30Y-1.875-1.000	---	---	---	---	---	---	---	---	---
3,700,000	1,000.00	1.75	Actual/Actual	18/06/2032	10	---	18/06	1.75	1	GGB-FXD-180632-10Y-1.750-1.000	---	---	---	---	---	---	---	---	---
2,200,000	1,000.00	1.13	FLR Actual/360	15/12/2027	5	---	- 15/03 - 15/09 -	---	1	GGB-FLT-151227-05Y-1.130-1.000	---	---	---	---	---	---	102.1600	B	30/12/2022

Government Bonds Notes

Transactions Volume = (Pieces) * (Nominal Price). Transactions Value = (Pieces) * (Nominal Price) * (price %) + (Accrued interest).

The Value of current coupon for the issues with NV 0.01 euro refers to NV 100 euros

FLR: Floating Interest Rate.

[1] - The Expiration Date of the interest bearing period and the Date for coupon payment.

Treasury Bills & Zero Coupon Government Bonds

Issue Date	13-Week Maturity									26-Week Maturity									52-Week Maturity								
	Exp. Date	Initial Rate	Num Listed Bonds	Nominal price	Issue price	Last Trade Price	Last Trade Date	Volume Traded	Note	Exp. Date	Initial Rate	Num Listed Bonds	Nominal price	Issue price	Last Trade Price	Last Trade Date	Volume Traded	Note	Exp. Date	Initial Rate	Num Listed Bonds	Nominal price	Issue price	Last Trade Price	Last Trade Date	Volume Traded	Note
06/06/2025	---	---	---	---	---	---	---	---	---	---	---	---	---	---	---	---	---	---	06/06/2026	1.84	600,000	1,000.00	981.74	---	---	---	---
05/09/2025	---	---	---	---	---	---	---	---	---	---	---	---	---	---	---	---	---	---	04/09/2026	1.97	600,000	1,000.00	0.00	---	---	---	---
05/12/2025	---	---	---	---	---	---	---	---	---	---	---	---	---	---	---	---	---	---	04/12/2026	2.03	600,000	1,000.00	997.90	---	---	---	---
06/03/2026	---	---	---	---	---	---	---	---	---	---	---	---	---	---	---	---	---	---	05/03/2027	1.97	500,000	1,000.00	980.45	---	---	---	---

Bonds in Circulation	Currency / Min nominal traded Value	Coupons Payment Date	Current Coupon Value	Note	Coupon	Trading Unit	Issue Date	Duration (years)	Today's Interest	A.I.C in days	Bonds	Last price of previous days		Last Outcry in Cash (euro)			Trades in Pieces	Life min	Life Max
												Price	Buy / Sell	Date	Price	Buy / Sell			
Corporate Bonds in Foreign Currency and Euro																			
103,746	GBP / 10	01/12	0.25	---	67	1	01/12/1930	98	2.5	360	National Mortgage Bank	2.27	05/02/1996	2.27	S	05/02/1996	---	2.27	2.27
0	GBP / 10	01/12	0.25	---	69	1	01/12/1928	100	2.5	360	National Mortgage Bank	---	---	---	---	---	---	---	---

Government Bonds Notes

A.I.C: Accrued Interest Calculation base.

FLR: Floating Interest Rate.

The minimum tradeable Nominal Value for all Demeterialised Government Titles is 100 Euros.

(μτφρ-0)

Underlying Asset				Derivatives Market													
Price max	Price min	Closing price	change	Delivery Month	Open price	Price max	Price min	Last price	Closing price	Last Bid	Last Ask	Fixing price*	Life high	Life low	Trades	Volume	Open Interest
FTSE/Athex Large Cap				(Trade Unit: 1 Index Point x 2E, Cash Settlement)													
5,958.23	5,842.96	5,958.23	1.28%	June 2026	5,839.00	5,937.00	5,836.75	5,937.00	5,937.00	---	---	---	5,937.00	---	196	796	6,834
				July 2026	5,726.00	5,892.00	5,726.00	5,878.00	5,878.00	---	---	---	5,892.00	---	17	129	159
				August 2026	---	---	---	---	5,911.50	---	---	---	---	---	---	---	---
				September 2026	---	---	---	---	5,920.75	---	---	---	---	---	---	---	---
				December 2026	---	---	---	---	5,950.50	---	---	---	---	---	---	---	---
				March 2027	---	---	---	---	5,980.25	---	---	---	---	---	---	---	---
FTSE/Athex Banks				(Trade Unit: 1 Index Point x 15E, Cash Settlement)													
2,685.72	2,616.03	2,685.72	1.69%	June 2026	2,648.00	2,649.25	2,645.00	2,645.00	2,645.00	---	---	---	2,708.00	---	3	27	3,335
				September 2026	---	---	---	---	2,658.25	---	---	---	---	---	---	---	---
				December 2026	---	---	---	---	2,671.50	---	---	---	---	---	---	---	---
				March 2027	---	---	---	---	2,685.00	---	---	---	---	---	---	---	---
MSCI GREECE REBASED				(Trade Unit: 1 Index Point x 2E, Cash Settlement)													
9,427.08	9,179.30	9,427.08	1.63%	June 2026	---	---	---	---	9,179.75	---	---	---	9,252.00	---	---	---	---
				July 2026	---	---	---	---	9,133.50	---	---	---	8,915.50	---	---	---	---
				August 2026	---	---	---	---	9,321.25	---	---	---	---	---	---	---	---
				September 2026	---	---	---	---	9,335.75	---	---	---	---	---	---	---	---
				October 2026	---	---	---	---	9,350.25	---	---	---	---	---	---	---	---
				November 2026	---	---	---	---	9,368.25	---	---	---	---	---	---	---	---
				December 2026	---	---	---	---	9,382.50	---	---	---	---	---	---	---	---
				March 2027	---	---	---	---	9,429.50	---	---	---	---	---	---	---	---

Derivatives notes - <https://athens.euronext.com/en/market-data/statistics/eod-closing-prices>

Fixing prices and final open positions can be retrieved from the following path <https://athens.euronext.com/en/market-data/statistics/eod-closing-prices>

Underlying Asset				Derivatives Market													
Price max	Price min	Closing price	change	Delivery Month	Open price	Price max	Price min	Last price	Closing price	Last Bid	Last Ask	Fixing price*	Life high	Life low	Trades	Volume	Open Interest
ADMIE (IPTO) HOLDING S.A. (CR)				(Contract Size: 100 Securities, Physical Delivery)													
3.96	3.83	3.945	3.00%	June 2026	3.82	3.88	3.79	3.85	3.85	---	---	---	3.88	---	137	2,809	7,432
				September 2026	3.75	3.79	3.70	3.70	3.70	---	---	---	3.79	---	4	34	271
				December 2026	---	---	---	---	3.87	---	---	---	---	---	---	---	---
				March 2027	---	---	---	---	3.89	---	---	---	---	---	---	---	---
AEGEAN AIRLINES (CR)				(Contract Size: 100 Securities, Physical Delivery)													
12.21	11.96	12.15	0.83%	June 2026	12.10	12.22	12.10	12.22	12.22	---	---	---	15.15	---	59	113	3,295
				September 2026	---	---	---	---	12.13	---	---	---	---	---	---	---	---
				December 2026	---	---	---	---	12.19	---	---	---	---	---	---	---	---
				March 2027	---	---	---	---	12.25	---	---	---	---	---	---	---	---
AKTOR S.A. HOLDING CO. (CR)				(Contract Size: 100 Securities, Physical Delivery)													
10.34	10.04	10.24	0.00%	June 2026	10.24	10.38	10.10	10.24	10.24	---	---	---	11.56	---	29	147	103,460
				September 2026	---	---	---	---	10.31	---	---	---	---	---	1	400	---
				December 2026	---	---	---	---	10.36	---	---	---	---	---	---	---	---
				March 2027	---	---	---	---	10.41	---	---	---	---	---	---	---	---
Allwyn AG (CR)				(Contract Size: 100 Securities, Physical Delivery)													
12.7	12.03	12.68	4.10%	June 2026	12.17	12.75	12.11	12.71	12.71	---	---	---	15.54	---	160	578	11,903
				September 2026	12.50	12.60	12.50	12.60	12.60	---	---	---	12.60	---	2	10	---
				December 2026	---	---	---	---	12.32	---	---	---	---	---	---	---	---
				March 2027	---	---	---	---	12.38	---	---	---	---	---	---	---	---
ALPHA BANK (CR)				(Contract Size: 100 Securities, Physical Delivery)													
3.8	3.685	3.8	2.21%	June 2026	3.73	3.81	3.70	3.81	3.81	---	---	---	4.50	---	293	8,311	62,818
				September 2026	3.74	3.82	3.73	3.82	3.82	---	---	---	3.82	---	13	322	186
				December 2026	---	---	---	---	3.76	---	---	---	---	---	---	---	---
				March 2027	---	---	---	---	3.78	---	---	---	---	---	---	---	---
ATHENS INTL AIRPORT (CR)				(Contract Size: 100 Securities, Physical Delivery)													
10.18	10.08	10.08	-0.69%	June 2026	10.20	10.20	10.14	10.14	10.14	---	---	---	11.47	---	5	19	328
				September 2026	---	---	---	---	10.22	---	---	---	---	---	---	---	---
				December 2026	---	---	---	---	10.27	---	---	---	---	---	---	---	---
				March 2027	---	---	---	---	10.32	---	---	---	---	---	---	---	---
AUTOHELLAS SA (CR)				(Contract Size: 100 Securities, Physical Delivery)													
11.08	10.82	11.06	1.65%	June 2026	---	---	---	---	10.18	---	---	---	11.60	---	---	---	123
				September 2026	---	---	---	---	10.95	---	---	---	---	---	---	---	---
				December 2026	---	---	---	---	11.01	---	---	---	---	---	---	---	---
				March 2027	---	---	---	---	11.06	---	---	---	---	---	---	---	---

Derivatives notes - <https://athens.euronext.com/en/market-data/statistics/eod-closing-prices>

Fixing prices and final open positions can be retrieved from the following path <https://athens.euronext.com/en/market-data/statistics/eod-closing-prices>

Underlying Asset				Derivatives Market													
Price max	Price min	Closing price	change	Delivery Month	Open price	Price max	Price min	Last price	Closing price	Last Bid	Last Ask	Fixing price*	Life high	Life low	Trades	Volume	Open Interest
AVAX S.A. (CR)				(Contract Size: 100 Securities, Physical Delivery)													
3.61	3.515	3.595	1.41%	June 2026	3.57	3.63	3.56	3.63	3.63	---	---	---	3.75	---	49	383	3,438
				September 2026	---	---	---	---	3.57	---	---	---	---	---	---	---	---
				December 2026	---	---	---	---	3.59	---	---	---	---	---	---	---	---
				March 2027	---	---	---	---	3.60	---	---	---	---	---	---	---	---
BALLY'S INTRALOT (CR)				(Contract Size: 100 Securities, Physical Delivery)													
1.18	1.155	1.174	0.69%	June 2026	1.16	1.18	1.16	1.18	1.18	---	---	---	1.19	---	30	1,262	1,354,757
				September 2026	---	---	---	---	1.14	---	---	---	1.18	---	2	17,000	31,830
				December 2026	---	---	---	---	1.18	---	---	---	---	---	---	---	---
				March 2027	---	---	---	---	1.19	---	---	---	---	---	---	---	---
BANK OF CYPRUS (CR)				(Contract Size: 100 Securities, Physical Delivery)													
9.3	9.12	9.3	1.09%	June 2026	9.20	9.29	9.20	9.29	9.29	---	---	---	9.53	---	2	9	1,058
				September 2026	---	---	---	---	9.26	---	---	---	---	---	---	---	---
				December 2026	---	---	---	---	9.31	---	---	---	---	---	---	---	---
				March 2027	---	---	---	---	9.35	---	---	---	---	---	---	---	---
CC HBC AG (CR)				(Contract Size: 100 Securities, Physical Delivery)													
50.4	49.7	49.7	0.20%	June 2026	50.16	50.16	50.00	50.00	50.00	---	---	---	52.01	---	4	4	372
				September 2026	---	---	---	---	49.92	---	---	---	---	---	---	---	---
				December 2026	---	---	---	---	50.17	---	---	---	---	---	---	---	---
				March 2027	---	---	---	---	50.42	---	---	---	---	---	---	---	---
CENERGY HOLDINGS (CB)				(Contract Size: 100 Securities, Physical Delivery)													
25.3	24.68	24.98	-0.48%	June 2026	25.10	25.20	24.74	24.96	24.96	---	---	---	26.13	---	23	166	3,233
				September 2026	---	---	---	---	25.26	---	---	---	---	---	---	---	---
				December 2026	---	---	---	---	25.39	---	---	---	---	---	---	---	---
				March 2027	---	---	---	---	25.52	---	---	---	---	---	---	---	---
CrediaBank (CR)				(Contract Size: 100 Securities, Physical Delivery)													
1.292	1.272	1.272	-1.55%	June 2026	1.30	1.32	1.28	1.28	1.28	---	---	---	1.38	---	58	1,642	100,186
				September 2026	---	---	---	---	1.34	---	---	---	1.35	---	---	---	163
				December 2026	---	---	---	---	1.31	---	---	---	---	---	---	---	---
				March 2027	---	---	---	---	1.31	---	---	---	---	---	---	---	---
ELLAKTOR (CR)				(Contract Size: 100 Securities, Physical Delivery)													
1.488	1.424	1.424	-2.20%	June 2026	1.44	1.44	1.39	1.39	1.39	---	---	---	1.44	---	9	17	1,647
				September 2026	---	---	---	---	1.47	---	---	---	---	---	---	---	---
				December 2026	---	---	---	---	1.47	---	---	---	---	---	---	---	---
				March 2027	---	---	---	---	1.48	---	---	---	---	---	---	---	---

Derivatives notes - <https://athens.euronext.com/en/market-data/statistics/eod-closing-prices>

Fixing prices and final open positions can be retrieved from the following path <https://athens.euronext.com/en/market-data/statistics/eod-closing-prices>

Underlying Asset				Derivatives Market													
Price max	Price min	Closing price	change	Delivery Month	Open price	Price max	Price min	Last price	Closing price	Last Bid	Last Ask	Fixing price*	Life high	Life low	Trades	Volume	Open Interest
ELVALHALCOR (CR)																	
(Contract Size: 100 Securities, Physical Delivery)																	
5.1	4.965	5.07	0.00%	June 2026	5.07	5.10	4.99	5.10	5.10	---	---	---	5.63	---	53	143	3,812
				September 2026	5.08	5.08	5.00	5.00	5.00	---	---	---	5.20	---	2	4	1
				December 2026	---	---	---	---	5.13	---	---	---	---	---	---	---	---
				March 2027	---	---	---	---	5.15	---	---	---	---	---	---	---	---
EUROBANK (CR)																	
(Contract Size: 100 Securities, Physical Delivery)																	
3.921	3.806	3.91	0.93%	June 2026	3.82	3.87	3.75	3.86	3.86	---	---	---	4.07	---	105	2,347	47,654
				September 2026	3.79	3.79	3.79	3.79	3.79	---	---	---	3.79	---	1	5	5
				December 2026	---	---	---	---	3.92	---	---	---	---	---	---	---	---
				March 2027	---	---	---	---	3.94	---	---	---	---	---	---	---	---
EURONEXT ATHENS (CR)																	
(Contract Size: 100 Securities, Physical Delivery)																	
7.34	7.16	7.3	0.69%	June 2026	---	---	---	---	7.17	---	---	---	7.41	---	---	---	333
				September 2026	---	---	---	---	7.30	---	---	---	---	---	---	---	---
				December 2026	---	---	---	---	7.33	---	---	---	---	---	---	---	---
				March 2027	---	---	---	---	7.37	---	---	---	---	---	---	---	---
EYDAP S.A. (CR)																	
(Contract Size: 100 Securities, Physical Delivery)																	
10.38	10.22	10.36	0.19%	June 2026	10.29	10.38	10.29	10.31	10.31	---	---	---	10.65	---	34	204	13,333
				September 2026	---	---	---	---	10.41	---	---	---	---	---	---	---	---
				December 2026	---	---	---	---	10.46	---	---	---	---	---	---	---	---
				March 2027	---	---	---	---	10.51	---	---	---	---	---	---	---	---
FOURLIS (CR)																	
(Contract Size: 100 Securities, Physical Delivery)																	
4.36	4.3	4.3	-1.38%	June 2026	4.35	4.37	4.32	4.33	4.33	---	---	---	4.94	---	24	57	3,100
				September 2026	---	---	---	---	4.39	---	---	---	---	---	---	---	---
				December 2026	---	---	---	---	4.41	---	---	---	---	---	---	---	---
				March 2027	---	---	---	---	4.43	---	---	---	---	---	---	---	---
GEK TERNA (CR)																	
(Contract Size: 100 Securities, Physical Delivery)																	
43.16	42.66	43	0.23%	June 2026	42.90	43.08	42.83	43.08	43.08	---	---	---	43.58	---	4	7	5,358
				September 2026	---	---	---	---	43.12	---	---	---	41.10	---	---	---	6
				December 2026	---	---	---	---	43.39	---	---	---	---	---	---	---	---
				March 2027	---	---	---	---	43.61	---	---	---	---	---	---	---	---
HELLENiQ ENERGY (CR)																	
(Contract Size: 100 Securities, Physical Delivery)																	
10.13	9.8	10.13	2.37%	June 2026	10.02	10.13	10.00	10.13	10.13	---	---	---	10.55	---	29	182	3,887
				September 2026	9.82	9.82	9.82	9.82	9.82	---	---	---	10.15	---	1	10	210
				December 2026	---	---	---	---	10.01	---	---	---	---	---	---	---	---
				March 2027	---	---	---	---	10.06	---	---	---	---	---	---	---	---

Derivatives notes - <https://athens.euronext.com/en/market-data/statistics/eod-closing-prices>

Fixing prices and final open positions can be retrieved from the following path <https://athens.euronext.com/en/market-data/statistics/eod-closing-prices>

Underlying Asset				Derivatives Market													
Price max	Price min	Closing price	change	Delivery Month	Open price	Price max	Price min	Last price	Closing price	Last Bid	Last Ask	Fixing price*	Life high	Life low	Trades	Volume	Open Interest
INTRACOM HOLDINGS (CR)																	
(Contract Size: 100 Securities, Physical Delivery)																	
3.825	3.72	3.75	-0.53%	June 2026	3.80	3.83	3.75	3.75	3.75	---	---	---	3.83	---	40	377	14,730
				September 2026	3.82	3.82	3.76	3.76	3.76	---	---	---	3.82	---	2	6	311
				December 2026	---	---	---	---	3.81	---	---	---	---	---	---	---	---
				March 2027	---	---	---	---	3.83	---	---	---	---	---	---	---	---
JUMBO SA (CR)																	
(Contract Size: 100 Securities, Physical Delivery)																	
22.78	22.34	22.54	-0.18%	June 2026	22.64	22.86	22.42	22.42	22.42	---	---	---	25.68	---	103	375	6,763
				September 2026	22.15	22.15	22.15	22.15	22.15	---	---	---	22.15	---	1	1	---
				December 2026	---	---	---	---	22.84	---	---	---	---	---	---	---	---
				March 2027	---	---	---	---	22.95	---	---	---	---	---	---	---	---
LAMDA DEVELOPMENT SA (CR)																	
(Contract Size: 100 Securities, Physical Delivery)																	
6.135	6.065	6.1	0.00%	June 2026	6.12	6.16	6.09	6.12	6.12	---	---	---	7.09	---	57	409	27,214
				September 2026	6.19	6.19	6.19	6.19	6.19	---	---	---	6.40	---	1	1	10
				December 2026	---	---	---	---	6.17	---	---	---	---	---	---	---	---
				March 2027	---	---	---	---	6.20	---	---	---	---	---	---	---	---
METLEN PLC (CR)																	
(Contract Size: 100 Securities, Physical Delivery)																	
41.08	39.58	41.04	2.86%	June 2026	40.12	41.20	39.80	41.20	41.20	---	---	---	47.90	---	232	746	15,484
				September 2026	40.00	41.00	39.60	41.00	41.00	---	---	---	41.00	---	38	105	746
				December 2026	---	---	---	---	40.36	---	---	---	---	---	---	---	---
				March 2027	---	---	---	---	40.56	---	---	---	---	---	---	---	---
MIG (CR)																	
(Contract Size: 100 Securities, Physical Delivery)																	
3.36	3.25	3.335	2.61%	June 2026	3.35	3.35	3.35	3.35	3.35	---	---	---	3.43	---	1	3	208
				September 2026	---	---	---	---	3.27	---	---	---	---	---	---	---	---
				December 2026	---	---	---	---	3.29	---	---	---	---	---	---	---	---
				March 2027	---	---	---	---	3.30	---	---	---	---	---	---	---	---
MOTOR OIL (CR)																	
(Contract Size: 100 Securities, Physical Delivery)																	
35.94	35.06	35.82	1.93%	June 2026	35.20	35.90	35.20	35.90	35.90	---	---	---	39.97	---	6	14	390
				September 2026	---	---	---	---	35.37	---	---	---	---	---	---	---	---
				December 2026	---	---	---	---	35.54	---	---	---	---	---	---	---	---
				March 2027	---	---	---	---	35.72	---	---	---	---	---	---	---	---
NATIONAL BANK (CR)																	
(Contract Size: 100 Securities, Physical Delivery)																	
14.76	14.225	14.76	2.25%	June 2026	14.07	14.58	14.07	14.53	14.53	---	---	---	15.76	---	140	1,321	16,660
				September 2026	14.67	14.67	14.67	14.67	14.67	---	---	---	14.67	---	1	1	10
				December 2026	---	---	---	---	14.60	---	---	---	---	---	---	---	---
				March 2027	---	---	---	---	14.67	---	---	---	---	---	---	---	---

Derivatives notes - <https://athens.euronext.com/en/market-data/statistics/eod-closing-prices>

Fixing prices and final open positions can be retrieved from the following path <https://athens.euronext.com/en/market-data/statistics/eod-closing-prices>

Underlying Asset				Derivatives Market													
Price max	Price min	Closing price	change	Delivery Month	Open price	Price max	Price min	Last price	Closing price	Last Bid	Last Ask	Fixing price*	Life high	Life low	Trades	Volume	Open Interest
OPTIMA BANK (CR)				(Contract Size: 100 Securities, Physical Delivery)													
10.8	10.52	10.75	0.84%	June 2026	10.68	10.76	10.66	10.76	10.76	---	---	---	10.80	---	5	21	474
				September 2026	---	---	---	---	10.73	---	---	---	---	---	---	---	---
				December 2026	---	---	---	---	10.78	---	---	---	---	---	---	---	---
				March 2027	---	---	---	---	10.84	---	---	---	---	---	---	---	---
OTE (CR)				(Contract Size: 100 Securities, Physical Delivery)													
18.62	18.43	18.5	-0.16%	June 2026	18.60	18.60	18.54	18.54	18.54	---	---	---	18.85	---	3	17	849
				September 2026	---	---	---	---	18.65	---	---	---	---	---	---	---	---
				December 2026	---	---	---	---	18.74	---	---	---	---	---	---	---	---
				March 2027	---	---	---	---	18.84	---	---	---	---	---	---	---	---
P.P.A. S.A. (CR)				(Contract Size: 100 Securities, Physical Delivery)													
38	37	38	3.26%	June 2026	---	---	---	---	38.16	---	---	---	39.11	---	---	---	44
				September 2026	---	---	---	---	37.04	---	---	---	---	---	---	---	---
				December 2026	---	---	---	---	37.22	---	---	---	---	---	---	---	---
				March 2027	---	---	---	---	37.41	---	---	---	---	---	---	---	---
PIRAEUS BANK (CR)				(Contract Size: 100 Securities, Physical Delivery)													
8.9	8.706	8.9	1.76%	June 2026	8.73	8.92	8.73	8.90	8.90	---	---	---	8.92	---	201	2,826	52,442
				September 2026	---	---	---	---	8.83	---	---	---	8.80	---	---	---	25
				December 2026	---	---	---	---	8.85	---	---	---	---	---	---	---	---
				March 2027	---	---	---	---	8.89	---	---	---	---	---	---	---	---
PPC (CR)				(Contract Size: 100 Securities, Physical Delivery)													
21.96	20.66	21.48	1.32%	June 2026	20.90	21.93	20.61	21.52	21.52	---	---	---	21.93	---	725	10,678	22,675
				September 2026	20.90	21.60	20.90	21.52	21.52	---	---	---	21.60	---	4	4	73
				December 2026	---	---	---	---	21.44	---	---	---	---	---	---	---	---
				March 2027	---	---	---	---	21.55	---	---	---	---	---	---	---	---
QUEST HOLDINGS (CR)				(Contract Size: 100 Securities, Physical Delivery)													
7.55	7.18	7.47	4.04%	June 2026	7.03	7.20	7.00	7.11	7.11	---	---	---	7.20	---	28	105	207
				September 2026	---	---	---	---	7.23	---	---	---	---	---	---	---	---
				December 2026	---	---	---	---	7.26	---	---	---	---	---	---	---	---
				March 2027	---	---	---	---	7.30	---	---	---	---	---	---	---	---
TITAN (CB)				(Contract Size: 100 Securities, Physical Delivery)													
48.38	48.02	48.3	0.21%	June 2026	48.34	48.38	48.32	48.32	48.32	---	---	---	52.30	---	6	6	871
				September 2026	---	---	---	---	48.51	---	---	---	---	---	---	---	---
				December 2026	---	---	---	---	48.75	---	---	---	---	---	---	---	---
				March 2027	---	---	---	---	49.00	---	---	---	---	---	---	---	---

Derivatives notes - <https://athens.euronext.com/en/market-data/statistics/eod-closing-prices>

Fixing prices and final open positions can be retrieved from the following path <https://athens.euronext.com/en/market-data/statistics/eod-closing-prices>

Underlying Asset				Derivatives Market													
Price max	Price min	Closing price	change	Delivery Month	Open price	Price max	Price min	Last price	Closing price	Last Bid	Last Ask	Fixing price*	Life high	Life low	Trades	Volume	Open Interest
VIOHALCO SA/NV (CB)				(Contract Size: 100 Securities, Physical Delivery)													
20.15	19.5	20.15	2.81%	June 2026	19.75	20.13	19.50	20.12	20.12	---	---	---	20.13	---	94	331	2,389
				September 2026	---	---	---	---	19.73	---	---	---	---	---	---	---	---
				December 2026	---	---	---	---	19.83	---	---	---	---	---	---	---	---
				March 2027	---	---	---	---	19.92	---	---	---	---	---	---	---	---

Derivatives notes - <https://athens.euronext.com/en/market-data/statistics/eod-closing-prices>

Fixing prices and final open positions can be retrieved from the following path <https://athens.euronext.com/en/market-data/statistics/eod-closing-prices>

FTSE/Athex Large Cap

(Trade Unit: 1 Index Point x 2€ - Exercise Style: European, Cash Settlement)

Call Options																Put Options																	
Exercise Price	June 2026							July 2026							Other Months		June 2026							July 2026							Other Months		Exercise Price
	Open price	Price max	Price min	Last price	Closing price	Volume	Open Interest	Open price	Price max	Price min	Last price	Closing price	Volume	Open Interest	Volume	Open Interest	Open price	Price max	Price min	Last price	Closing price	Volume	Open Interest	Open price	Price max	Price min	Last price	Closing price	Volume	Open Interest	Volume	Open Interest	
4,000	0.00	0.00	0.00	-	1,865.00	-	-	-	-	-	-	-	-	-	-	0.00	0.00	0.00	-	0.02	-	-	-	-	-	-	-	-	-	-	-	4,000	
4,100	0.00	0.00	0.00	-	1,765.00	-	-	-	-	-	-	-	-	-	-	0.00	0.00	0.00	-	0.06	-	-	-	-	-	-	-	-	-	-	-	4,100	
4,200	0.00	0.00	0.00	-	1,665.00	-	-	-	-	-	-	-	-	-	-	0.00	0.00	0.00	-	0.01	-	-	-	-	-	-	-	-	-	-	-	4,200	
4,300	0.00	0.00	0.00	-	1,565.00	-	-	-	-	-	-	-	-	-	-	0.00	0.00	0.00	-	0.01	-	-	-	-	-	-	-	-	-	-	-	4,300	
4,400	0.00	0.00	0.00	-	1,465.00	-	-	-	-	-	-	-	-	-	-	0.00	0.00	0.00	-	0.01	-	-	-	-	-	-	-	-	-	-	-	4,400	
4,450	0.00	0.00	0.00	-	1,415.00	-	-	-	-	-	-	-	-	-	-	0.00	0.00	0.00	-	0.02	-	-	-	-	-	-	-	-	-	-	-	4,450	
4,500	0.00	0.00	0.00	-	1,365.00	-	-	-	-	-	-	-	-	-	-	0.00	0.00	0.00	-	0.03	-	-	-	-	-	-	-	-	-	-	-	4,500	
4,550	0.00	0.00	0.00	-	1,315.00	-	-	-	-	-	-	-	-	-	-	0.00	0.00	0.00	-	0.05	-	-	-	-	-	-	-	-	-	-	-	4,550	
4,600	0.00	0.00	0.00	-	1,265.00	-	-	-	-	-	-	-	-	-	-	0.00	0.00	0.00	-	0.01	-	-	-	-	-	-	-	-	-	-	-	4,600	
4,650	0.00	0.00	0.00	-	1,216.00	-	-	-	-	-	-	-	-	-	-	0.00	0.00	0.00	-	0.02	-	-	-	-	-	-	-	-	-	-	-	4,650	
4,700	0.00	0.00	0.00	-	1,166.00	-	-	-	-	-	-	-	-	-	-	0.00	0.00	0.00	-	0.03	-	-	-	-	-	-	-	-	-	-	-	4,700	
4,750	0.00	0.00	0.00	-	1,116.00	-	-	-	-	-	-	-	-	-	-	0.00	0.00	0.00	-	0.06	-	-	-	-	-	-	-	-	-	-	-	4,750	
4,800	0.00	0.00	0.00	-	1,066.00	-	-	-	-	-	-	-	-	-	-	0.00	0.00	0.00	-	0.11	-	-	-	-	-	-	-	-	-	-	-	4,800	
4,850	0.00	0.00	0.00	-	1,016.00	-	-	-	-	-	-	-	-	-	-	0.00	0.00	0.00	-	0.19	-	-	-	-	-	-	-	-	-	-	-	4,850	
4,900	0.00	0.00	0.00	-	966.00	-	-	-	-	-	-	-	-	-	-	0.00	0.00	0.00	-	0.33	-	-	-	-	-	-	-	-	-	-	-	4,900	
4,950	0.00	0.00	0.00	-	917.00	-	-	-	-	-	-	-	-	-	-	0.00	0.00	0.00	-	0.54	-	-	-	-	-	-	-	-	-	-	-	4,950	
5,000	0.00	0.00	0.00	-	867.00	-	-	-	-	-	-	-	-	-	-	0.00	0.00	0.00	-	0.88	-	-	-	-	-	-	-	-	-	-	-	5,000	
5,050	0.00	0.00	0.00	-	818.00	-	-	0.00	0.00	0.00	-	793.00	-	-	-	0.00	0.00	0.00	-	1.40	-	-	0.00	0.00	0.00	-	12.75	-	-	-	5,050		
5,100	0.00	0.00	0.00	-	768.00	-	-	0.00	0.00	0.00	-	747.00	-	-	-	0.00	0.00	0.00	-	2.10	-	-	0.00	0.00	0.00	-	16.50	-	-	-	5,100		
5,150	0.00	0.00	0.00	-	719.00	-	-	0.00	0.00	0.00	-	701.00	-	-	-	0.00	0.00	0.00	-	3.20	-	-	0.00	0.00	0.00	-	20.75	-	-	-	5,150		
5,200	0.00	0.00	0.00	-	671.00	-	-	0.00	0.00	0.00	-	657.00	-	-	-	0.00	0.00	0.00	-	4.70	-	5	0.00	0.00	0.00	-	26.25	-	-	-	5,200		
5,250	0.00	0.00	0.00	-	623.00	-	-	0.00	0.00	0.00	-	613.00	-	-	-	0.00	0.00	0.00	-	6.80	-	-	0.00	0.00	0.00	-	32.50	-	-	-	5,250		
5,300	0.00	0.00	0.00	-	576.00	-	-	0.00	0.00	0.00	-	571.00	-	-	-	0.00	0.00	0.00	-	9.70	-	-	0.00	0.00	0.00	-	40.00	-	-	-	5,300		
5,350	0.00	0.00	0.00	-	530.00	-	-	0.00	0.00	0.00	-	530.00	-	-	-	0.00	0.00	0.00	-	13.50	-	-	0.00	0.00	0.00	-	48.50	-	-	-	5,350		
5,400	0.00	0.00	0.00	-	485.00	-	-	0.00	0.00	0.00	-	490.00	-	-	-	0.00	0.00	0.00	-	18.25	-	10	0.00	0.00	0.00	-	58.50	-	-	-	5,400		
5,450	0.00	0.00	0.00	-	441.00	-	-	0.00	0.00	0.00	-	452.00	-	-	-	0.00	0.00	0.00	-	24.50	-	-	0.00	0.00	0.00	-	70.00	-	-	-	5,450		
5,500	0.00	0.00	0.00	-	399.00	-	30	0.00	0.00	0.00	-	415.00	-	-	-	0.00	0.00	0.00	-	32.00	-	7	0.00	0.00	0.00	-	83.00	-	-	-	5,500		
5,550	0.00	0.00	0.00	-	358.00	-	193	0.00	0.00	0.00	-	380.00	-	-	-	0.00	0.00	0.00	-	41.50	-	8	0.00	0.00	0.00	-	98.00	-	-	-	5,550		
5,600	0.00	0.00	0.00	-	320.00	-	32	0.00	0.00	0.00	-	346.00	-	31	-	0.00	0.00	0.00	-	53.00	-	90	0.00	0.00	0.00	-	114.00	-	62	-	5,600		
5,650	0.00	0.00	0.00	-	283.00	-	60	0.00	0.00	0.00	-	315.00	-	30	-	0.00	0.00	0.00	-	66.50	-	89	0.00	0.00	0.00	-	133.00	-	30	-	5,650		
5,700	0.00	0.00	0.00	-	249.00	-	124	0.00	0.00	0.00	-	285.00	-	91	-	70.00	0.00	70.00	70.00	70.00	5	122	0.00	0.00	0.00	-	153.00	-	90	-	5,700		
5,750	0.00	0.00	0.00	-	218.00	-	100	0.00	0.00	0.00	-	257.00	-	30	-	0.00	0.00	0.00	-	101.00	-	120	0.00	0.00	0.00	-	174.00	-	60	-	5,750		
5,800	0.00	0.00	0.00	-	189.00	-	33	221.00	221.00	221.00	221.00	221.00	30	120	-	0.00	0.00	0.00	-	122.00	-	93	208.00	208.00	208.00	208.00	208.00	30	90	-	5,800		
5,850	191.00	191.00	191.00	191.00	191.00	30	32	195.00	195.00	195.00	195.00	195.00	30	30	-	0.00	191.00	0.00	-	145.00	-	90	231.00	231.00	231.00	231.00	231.00	30	-	-	5,850		
5,900	0.00	0.00	0.00	-	138.00	-	10	172.00	172.00	172.00	172.00	172.00	30	-	-	0.00	0.00	0.00	-	171.00	-	60	259.00	259.00	259.00	259.00	259.00	30	-	-	5,900		
5,950	130.00	130.00	130.00	130.00	130.00	1	17	0.00	0.00	0.00	-	163.00	-	-	-	164.00	130.00	164.00	164.00	164.00	30	30	0.00	0.00	0.00	-	280.00	-	-	-	5,950		

FTSE/Athex Large Cap

(Trade Unit: 1 Index Point x 2€ - Exercise Style: European, Cash Settlement)

Call Options															Put Options																		
Exercise Price	June 2026							July 2026							Other Months		June 2026							July 2026							Other Months		Exercise Price
	Open price	Price max	Price min	Last price	Closing price	Volume	Open Interest	Open price	Price max	Price min	Last price	Closing price	Volume	Open Interest	Volume	Open Interest	Open price	Price max	Price min	Last price	Closing price	Volume	Open Interest	Open price	Price max	Price min	Last price	Closing price	Volume	Open Interest	Volume	Open Interest	
6,000	0.00	0.00	0.00	-	98.00	-	10	0.00	0.00	0.00	-	144.00	-	-			0.00	0.00	0.00	-	231.00	-	-	274.00	274.00	274.00	274.00	274.00	30	-			6,000
6,050	0.00	0.00	0.00	-	81.50	-	10	0.00	0.00	0.00	-	127.00	-	-			0.00	0.00	0.00	-	264.00	-	-	0.00	0.00	0.00	-	344.00	-	-			6,050
6,100	0.00	0.00	0.00	-	67.00	-	-	0.00	0.00	0.00	-	111.00	-	-			0.00	0.00	0.00	-	300.00	-	-	0.00	0.00	0.00	-	378.00	-	-			6,100
6,150	0.00	0.00	0.00	-	55.00	-	-	0.00	0.00	0.00	-	97.50	-	-			0.00	0.00	0.00	-	337.00	-	-	0.00	0.00	0.00	-	414.00	-	-			6,150
6,200	0.00	0.00	0.00	-	44.50	-	-	0.00	0.00	0.00	-	84.50	-	-			0.00	0.00	0.00	-	377.00	-	-	0.00	0.00	0.00	-	451.00	-	-			6,200
6,250	0.00	0.00	0.00	-	35.75	-	-	0.00	0.00	0.00	-	73.50	-	-			0.00	0.00	0.00	-	418.00	-	-	0.00	0.00	0.00	-	490.00	-	-			6,250
6,300	0.00	0.00	0.00	-	28.50	-	-	0.00	0.00	0.00	-	63.50	-	-			0.00	0.00	0.00	-	461.00	-	-	0.00	0.00	0.00	-	529.00	-	-			6,300
6,350	0.00	0.00	0.00	-	22.50	-	-	0.00	0.00	0.00	-	54.50	-	-			0.00	0.00	0.00	-	504.00	-	-	0.00	0.00	0.00	-	570.00	-	-			6,350
6,400	0.00	0.00	0.00	-	17.50	-	-	0.00	0.00	0.00	-	46.50	-	-			0.00	0.00	0.00	-	550.00	-	-	0.00	0.00	0.00	-	612.00	-	-			6,400
6,450	0.00	0.00	0.00	-	13.50	-	-	-	-	-	-	-	-	-			0.00	0.00	0.00	-	596.00	-	-	-	-	-	-	-	-	-			6,450
6,500	0.00	0.00	0.00	-	10.50	-	-	-	-	-	-	-	-	-			0.00	0.00	0.00	-	642.00	-	-	-	-	-	-	-	-	-			6,500
6,550	0.00	0.00	0.00	-	7.90	-	-	-	-	-	-	-	-	-			0.00	0.00	0.00	-	690.00	-	-	-	-	-	-	-	-	-			6,550
6,600	0.00	0.00	0.00	-	6.00	-	-	-	-	-	-	-	-	-			0.00	0.00	0.00	-	738.00	-	-	-	-	-	-	-	-	-			6,600
6,650	0.00	0.00	0.00	-	4.50	-	-	-	-	-	-	-	-	-			0.00	0.00	0.00	-	786.00	-	-	-	-	-	-	-	-	-			6,650
Totals:						31	651					90	332	0	0							35	724					120	332	0	0		
Number of Trades:							2						3	0									2					4	0				

Allwyn AG (CR)

(Contract Size: 100 Securities, Exercise Style: American, Physical Delivery)

Call Options														Put Options																		
June 2026							July 2026							Other Months		June 2026							July 2026							Other Months		Exercise Price
Open price	Price max	Price min	Last price	Closing price	Volume	Open Interest	Open price	Price max	Price min	Last price	Closing price	Volume	Open Interest	Volume	Open Interest	Open price	Price max	Price min	Last price	Closing price	Volume	Open Interest	Open price	Price max	Price min	Last price	Closing price	Volume	Open Interest	Volume	Open Interest	
8.500	0.000	0.000	0.000	3.69	-	-	0.000	0.000	0.000	3.71	-	-			0.000	0.000	0.000	0.001	-	-	0.000	0.000	0.000	0.002	-	-					0.085	
8.750	0.000	0.000	0.000	3.44	-	-	0.000	0.000	0.000	3.46	-	-			0.000	0.000	0.000	0.001	-	-	0.000	0.000	0.000	0.004	-	-					0.088	
9.000	0.000	0.000	0.000	3.19	-	-	0.000	0.000	0.000	3.21	-	-			0.000	0.000	0.000	0.001	-	-	0.000	0.000	0.000	0.007	-	-					0.090	
9.250	0.000	0.000	0.000	2.94	-	-	0.000	0.000	0.000	2.97	-	-			0.000	0.000	0.000	0.001	-	-	0.000	0.000	0.000	0.011	-	-					0.093	
9.500	0.000	0.000	0.000	2.69	-	-	0.000	0.000	0.000	2.73	-	-			0.000	0.000	0.000	0.001	-	-	0.000	0.000	0.000	0.020	-	-					0.095	
9.750	0.000	0.000	0.000	2.45	-	-	0.000	0.000	0.000	2.49	-	-			0.000	0.000	0.000	0.003	-	-	0.000	0.000	0.000	0.033	-	-					0.098	
10.000	0.000	0.000	0.000	2.20	-	-	0.000	0.000	0.000	2.26	-	-			0.000	0.000	0.000	0.007	-	-	0.000	0.000	0.000	0.049	-	-					0.100	
10.500	0.000	0.000	0.000	1.72	-	-	0.000	0.000	0.000	1.82	-	-			0.000	0.000	0.000	0.028	-	-	0.000	0.000	0.000	0.110	-	-					0.105	
11.000	0.000	0.000	0.000	1.28	-	-	0.000	0.000	0.000	1.42	-	-			0.000	0.000	0.000	0.081	-	-	0.000	0.000	0.000	0.210	-	-					0.110	
11.500	0.000	0.000	0.000	0.883	-	-	0.000	0.000	0.000	1.07	-	-			0.000	0.000	0.000	0.188	-	35	0.000	0.000	0.000	0.362	-	-					0.115	
12.000	0.000	0.000	0.000	0.571	-	-	0.000	0.000	0.000	0.784	-	10			0.281	0.281	0.281	0.281	0.281	15	-	0.000	0.000	0.000	0.570	-	-					0.120
12.500	0.000	0.000	0.000	0.335	-	-	0.000	0.000	0.000	0.552	-	-			0.000	0.000	0.000	0.640	-	-	0.000	0.000	0.000	0.838	-	-					0.125	
13.000	0.243	0.243	0.243	0.243	0.243	15	-	0.000	0.000	0.000	0.375	-	-			0.000	0.000	0.000	0.990	-	-	0.000	0.000	0.000	1.16	-	-					0.130
13.500	0.000	0.000	0.000	0.092	-	-	0.000	0.000	0.000	0.247	-	-			0.000	0.000	0.000	1.40	-	-	0.000	0.000	0.000	1.53	-	-					0.135	
14.000	0.000	0.000	0.000	0.042	-	-	0.000	0.000	0.000	0.157	-	-			0.000	0.000	0.000	1.85	-	-	0.000	0.000	0.000	1.95	-	-					0.140	
14.500	0.000	0.000	0.000	0.018	-	-	0.000	0.000	0.000	0.097	-	-			0.000	0.000	0.000	2.33	-	-	0.000	0.000	0.000	2.39	-	-					0.145	
15.000	0.000	0.000	0.000	0.007	-	-	0.000	0.000	0.000	0.057	-	-			0.000	0.000	0.000	2.82	-	-	0.000	0.000	0.000	2.85	-	-					0.150	
15.500	0.000	0.000	0.000	0.002	-	-	0.000	0.000	0.000	0.032	-	-			0.000	0.000	0.000	3.32	-	-	0.000	0.000	0.000	3.33	-	-					0.155	
16.000	0.000	0.000	0.000	0.001	-	-	0.000	0.000	0.000	0.018	-	-			0.000	0.000	0.000	3.82	-	-	0.000	0.000	0.000	3.82	-	-					0.160	
16.500	0.000	0.000	0.000	0.001	-	-	0.000	0.000	0.000	0.010	-	-			0.000	0.000	0.000	4.32	-	-	0.000	0.000	0.000	4.32	-	-					0.165	
17.000	0.000	0.000	0.000	0.001	-	-	0.000	0.000	0.000	0.005	-	-			0.000	0.000	0.000	4.82	-	-	0.000	0.000	0.000	4.82	-	-					0.170	
17.500	0.000	0.000	0.000	0.003	-	-	0.000	0.000	0.000	0.003	-	-			0.000	0.000	0.000	5.32	-	-	0.000	0.000	0.000	5.32	-	-					0.175	
18.000	0.000	0.000	0.000	0.001	-	-	0.000	0.000	0.000	0.001	-	-			0.000	0.000	0.000	5.82	-	-	0.000	0.000	0.000	5.82	-	-					0.180	
18.500	0.000	0.000	0.000	0.001	-	-	0.000	0.000	0.000	0.001	-	-			0.000	0.000	0.000	6.32	-	-	0.000	0.000	0.000	6.32	-	-					0.185	
19.000	0.000	0.000	0.000	0.001	-	-	0.000	0.000	0.000	0.001	-	-			0.000	0.000	0.000	6.82	-	50	0.000	0.000	0.000	6.82	-	-					0.190	
19.500	0.000	0.000	0.000	0.001	-	-					-	-			0.000	0.000	0.000	7.32	-	50					-	-					0.195	
20.000	0.000	0.000	0.000	0.001	-	-					-	-			0.000	0.000	0.000	7.82	-	-					-	-					0.200	
21.000	0.000	0.000	0.000	0.001	-	-					-	-			0.000	0.000	0.000	8.82	-	-					-	-					0.210	
22.000	0.000	0.000	0.000	0.001	-	-					-	-			0.000	0.000	0.000	9.82	-	-					-	-					0.220	
23.000	0.000	0.000	0.000	0.001	-	-					-	-			0.000	0.000	0.000	10.82	-	-					-	-					0.230	
24.000	0.000	0.000	0.000	0.001	-	-					-	-			0.000	0.000	0.000	11.82	-	-					-	-					0.240	
25.000	0.000	0.000	0.000	0.002	-	-					-	-			0.000	0.000	0.000	12.82	-	-					-	-					0.250	
26.000	0.000	0.000	0.000	0.001	-	-					-	-			0.000	0.000	0.000	13.82	-	-					-	-					0.260	
27.000	0.000	0.000	0.000	0.001	-	-					-	-			0.000	0.000	0.000	14.82	-	-					-	-					0.270	
28.000	0.000	0.000	0.000	0.001	-	-					-	-			0.000	0.000	0.000	15.82	-	-					-	-					0.280	
29.000	0.000	0.000	0.000	0.001	-	-					-	-			0.000	0.000	0.000	16.82	-	-					-	-					0.290	

Allwyn AG (CR)

(Contract Size: 100 Securities, Exercise Style: American, Physical Delivery)

Exercise Price	Call Options														Put Options										Exercise Price								
	June 2026						July 2026						Other Months		June 2026					July 2026						Other Months							
	Open price	Price max	Price min	Last price	Closing price	Volume	Open Interest	Open price	Price max	Price min	Last price	Closing price	Volume	Open Interest	Volume	Open Interest	Open price	Price max	Price min	Last price	Closing price	Volume	Open Interest	Open price		Price max	Price min	Last price	Closing price	Volume	Open Interest	Volume	Open Interest
30.000	0.000	0.000	0.000		0.001	-	-						-	-			0.000	0.000	0.000		17.82	-	-						-	-			0.300
Totals:						15	0					0	10	0	0						15	135						0	0	0	0		
Number of Trades:						1						0	0	0	0						1.00						0	0	0	0			

ALPHA BANK (CR)

(Contract Size: 100 Securities, Exercise Style: American, Physical Delivery)

Call Options																Put Options																	
June 2026								July 2026								Other Months		June 2026						July 2026					Other Months		Exercise Price		
Exercise Price	Open price	Price max	Price min	Last price	Closing price	Volume	Open Interest	Open price	Price max	Price min	Last price	Closing price	Volume	Open Interest	Volume	Open Interest	Open price	Price max	Price min	Last price	Closing price	Volume	Open Interest	Open price	Price max	Price min	Last price	Closing price	Volume	Open Interest		Volume	Open Interest
2.000	0.000	0.000	0.000		1.72	-	-										0.000	0.000	0.000		0.001	-	-										0.020
2.100	0.000	0.000	0.000		1.62	-	-										0.000	0.000	0.000		0.001	-	-										0.021
2.200	0.000	0.000	0.000		1.52	-	-										0.000	0.000	0.000		0.001	-	-										0.022
2.300	0.000	0.000	0.000		1.42	-	-										0.000	0.000	0.000		0.001	-	-										0.023
2.400	0.000	0.000	0.000		1.32	-	-	0.000	0.000	0.000		1.33	-	-			0.000	0.000	0.000		0.001	-	-	0.000	0.000	0.000	0.001	-	-				0.024
2.500	0.000	0.000	0.000		1.22	-	-	0.000	0.000	0.000		1.23	-	-			0.000	0.000	0.000		0.001	-	-	0.000	0.000	0.000	0.003	-	-				0.025
2.600	0.000	0.000	0.000		1.12	-	-	0.000	0.000	0.000		1.13	-	-			0.000	0.000	0.000		0.001	-	-	0.000	0.000	0.000	0.005	-	-				0.026
2.700	0.000	0.000	0.000		1.03	-	-	0.000	0.000	0.000		1.04	-	-			0.000	0.000	0.000		0.002	-	-	0.000	0.000	0.000	0.009	-	-				0.027
2.800	0.000	0.000	0.000		0.929	-	-	0.000	0.000	0.000		0.944	-	-			0.000	0.000	0.000		0.005	-	-	0.000	0.000	0.000	0.015	-	-				0.028
2.900	0.000	0.000	0.000		0.833	-	-	0.000	0.000	0.000		0.852	-	-			0.000	0.000	0.000		0.009	-	-	0.000	0.000	0.000	0.024	-	-				0.029
3.000	0.000	0.000	0.000		0.740	-	-	0.000	0.000	0.000		0.764	-	-			0.000	0.000	0.000		0.015	-	-	0.000	0.000	0.000	0.035	-	-				0.030
3.100	0.000	0.000	0.000		0.650	-	-	0.000	0.000	0.000		0.681	-	-			0.000	0.000	0.000		0.026	-	-	0.000	0.000	0.000	0.052	-	-				0.031
3.200	0.000	0.000	0.000		0.565	-	-	0.000	0.000	0.000		0.601	-	-			0.000	0.000	0.000		0.041	-	-	0.000	0.000	0.000	0.072	-	-				0.032
3.300	0.000	0.000	0.000		0.485	-	-	0.000	0.000	0.000		0.528	-	-			0.000	0.000	0.000		0.060	-	-	0.000	0.000	0.000	0.098	-	-				0.033
3.400	0.000	0.000	0.000		0.411	-	-	0.000	0.000	0.000		0.459	-	-			0.000	0.000	0.000		0.086	-	-	0.000	0.000	0.000	0.129	-	-				0.034
3.500	0.000	0.000	0.000		0.345	-	-	0.000	0.000	0.000		0.396	-	-			0.000	0.000	0.000		0.120	-	-	0.000	0.000	0.000	0.166	-	-				0.035
3.600	0.000	0.000	0.000		0.284	-	-	0.000	0.000	0.000		0.340	-	-			0.155	0.155	0.155	0.155	0.155	45	-	0.000	0.000	0.000	0.210	-	-				0.036
3.700	0.000	0.000	0.000		0.231	-	-	0.000	0.000	0.000		0.287	-	-			0.000	0.000	0.000		0.206	-	-	0.000	0.000	0.000	0.257	-	-				0.037
3.800	0.000	0.000	0.000		0.187	-	-	0.000	0.000	0.000		0.244	-	-			0.000	0.000	0.000		0.262	-	-	0.000	0.000	0.000	0.314	-	-				0.038
3.900	0.000	0.000	0.000		0.148	-	2,000	0.000	0.000	0.000		0.203	-	-			0.000	0.000	0.000		0.323	-	-	0.000	0.000	0.000	0.372	-	-				0.039
4.000	0.000	0.000	0.000		0.117	-	10	0.000	0.000	0.000		0.170	-	-			0.000	0.000	0.000		0.392	-	-	0.000	0.000	0.000	0.439	-	-				0.040
4.250	0.000	0.000	0.000		0.060	-	-	0.000	0.000	0.000		0.104	-	-			0.000	0.000	0.000		0.585	-	-	0.000	0.000	0.000	0.624	-	-				0.043
4.400	0.000	0.000	0.000		0.038	-	-										0.000	0.000	0.000		0.714	-	-										0.044
4.500	0.000	0.000	0.000		0.029	-	-	0.000	0.000	0.000		0.061	-	-			0.000	0.000	0.000		0.805	-	-	0.000	0.000	0.000	0.831	-	-				0.045
4.750	0.000	0.000	0.000		0.013	-	-	0.000	0.000	0.000		0.035	-	-			0.000	0.000	0.000		1.04	-	-	0.000	0.000	0.000	1.06	-	-				0.048
4.800	0.000	0.000	0.000		0.011	-	-										0.000	0.000	0.000		1.09	-	-										0.048
5.000	0.000	0.000	0.000		0.005	-	-	0.000	0.000	0.000		0.019	-	-			0.000	0.000	0.000		1.28	-	-	0.000	0.000	0.000	1.29	-	-				0.050
5.250	0.000	0.000	0.000		0.002	-	-	0.000	0.000	0.000		0.010	-	-			0.000	0.000	0.000		1.53	-	-	0.000	0.000	0.000	1.53	-	-				0.053
5.500	0.000	0.000	0.000		0.001	-	-	0.000	0.000	0.000		0.005	-	-			0.000	0.000	0.000		1.78	-	-	0.000	0.000	0.000	1.78	-	-				0.055
5.750	0.000	0.000	0.000		0.001	-	-	0.000	0.000	0.000		0.003	-	-			0.000	0.000	0.000		2.03	-	-	0.000	0.000	0.000	2.03	-	-				0.058
6.000	0.000	0.000	0.000		0.001	-	-	0.000	0.000	0.000		0.001	-	-			0.000	0.000	0.000		2.28	-	-	0.000	0.000	0.000	2.28	-	-				0.060
6.250	0.000	0.000	0.000		0.001	-	-	0.000	0.000	0.000		0.001	-	-			0.000	0.000	0.000		2.53	-	-	0.000	0.000	0.000	2.53	-	-				0.063
6.500	0.000	0.000	0.000		0.001	-	-										0.000	0.000	0.000		2.78	-	-										0.065
6.750	0.000	0.000	0.000		0.001	-	-										0.000	0.000	0.000		3.03	-	-										0.068
7.000	0.000	0.000	0.000		0.001	-	-										0.000	0.000	0.000		3.28	-	-										0.070

ALPHA BANK (CR)

(Contract Size: 100 Securities, Exercise Style: American, Physical Delivery)

	Call Options														Put Options																					
	June 2026						July 2026						Other Months		June 2026						July 2026						Other Months									
Exercise Price	Open price	Price max	Price min	Last price	Closing price	Volume	Open Interest	Open price	Price max	Price min	Last price	Closing price	Volume	Open Interest	Volume	Open Interest	Open price	Price max	Price min	Last price	Closing price	Volume	Open Interest	Open price	Price max	Price min	Last price	Closing price	Volume	Open Interest	Volume	Open Interest	Exercise Price			
Totals:						0	2,010							0	0	0	0							0	0							0	0	0	0	
Number of Trades:							0							0		0								3.00								0		0		

NATIONAL BANK (CR)

(Contract Size: 100 Securities, Exercise Style: American, Physical Delivery)

Call Options																Put Options																	
June 2026								July 2026								Other Months		June 2026						July 2026					Other Months		Exercise Price		
Exercise Price	Open price	Price max	Price min	Last price	Closing price	Volume	Open Interest	Open price	Price max	Price min	Last price	Closing price	Volume	Open Interest	Volume	Open Interest	Open price	Price max	Price min	Last price	Closing price	Volume	Open Interest	Open price	Price max	Price min	Last price	Closing price	Volume	Open Interest		Volume	Open Interest
8.250	0.000	0.000	0.000		6.20	-	-										0.000	0.000	0.000		0.001	-	-										0.083
8.400	0.000	0.000	0.000		6.05	-	-										0.000	0.000	0.000		0.001	-	-										0.084
8.500	0.000	0.000	0.000		5.95	-	-										0.000	0.000	0.000		0.001	-	-										0.085
8.750	0.000	0.000	0.000		5.70	-	-										0.000	0.000	0.000		0.001	-	-										0.088
8.800	0.000	0.000	0.000		5.65	-	-										0.000	0.000	0.000		0.001	-	-										0.088
9.000	0.000	0.000	0.000		5.45	-	-										0.000	0.000	0.000		0.001	-	-										0.090
9.200	0.000	0.000	0.000		5.25	-	-										0.000	0.000	0.000		0.001	-	-										0.092
9.250	0.000	0.000	0.000		5.20	-	-	0.000	0.000	0.000		5.22	-	-			0.000	0.000	0.000		0.001	-	-	0.000	0.000	0.000		0.003	-	-			0.093
9.500	0.000	0.000	0.000		4.95	-	-	0.000	0.000	0.000		4.97	-	-			0.000	0.000	0.000		0.001	-	-	0.000	0.000	0.000		0.005	-	-			0.095
9.600	0.000	0.000	0.000		4.85	-	-										0.000	0.000	0.000		0.001	-	-										0.096
9.750	0.000	0.000	0.000		4.70	-	-	0.000	0.000	0.000		4.73	-	-			0.000	0.000	0.000		0.001	-	-	0.000	0.000	0.000		0.007	-	-			0.098
10.000	0.000	0.000	0.000		4.46	-	-	0.000	0.000	0.000		4.48	-	-			0.000	0.000	0.000		0.002	-	-	0.000	0.000	0.000		0.011	-	-			0.100
10.500	0.000	0.000	0.000		3.96	-	-	0.000	0.000	0.000		4.00	-	-			0.000	0.000	0.000		0.005	-	-	0.000	0.000	0.000		0.025	-	-			0.105
11.000	0.000	0.000	0.000		3.47	-	-	0.000	0.000	0.000		3.52	-	-			0.000	0.000	0.000		0.014	-	-	0.000	0.000	0.000		0.051	-	-			0.110
11.500	0.000	0.000	0.000		2.99	-	-	0.000	0.000	0.000		3.07	-	-			0.000	0.000	0.000		0.033	-	-	0.000	0.000	0.000		0.093	-	-			0.115
12.000	0.000	0.000	0.000		2.53	-	-	0.000	0.000	0.000		2.63	-	-			0.000	0.000	0.000		0.071	-	-	0.000	0.000	0.000		0.158	-	-			0.120
12.500	0.000	0.000	0.000		2.09	-	-	0.000	0.000	0.000		2.23	-	-			0.000	0.000	0.000		0.135	-	133	0.000	0.000	0.000		0.249	-	-			0.125
13.000	0.000	0.000	0.000		1.69	-	-	0.000	0.000	0.000		1.86	-	-			0.000	0.000	0.000		0.234	-	1	0.000	0.000	0.000		0.380	-	-			0.130
13.500	0.000	0.000	0.000		1.33	-	-	0.000	0.000	0.000		1.53	-	-			0.410	0.410	0.410	0.410	0.410	11	136	0.000	0.000	0.000		0.551	-	-			0.135
14.000	0.000	0.000	0.000		1.03	-	-	0.000	0.000	0.000		1.24	-	-			0.000	0.000	0.000		0.567	-	-	0.000	0.000	0.000		0.759	-	-			0.140
14.500	0.000	0.000	0.000		0.766	-	-	0.000	0.000	0.000		0.982	-	-			0.000	0.000	0.000		0.807	-	10	0.000	0.000	0.000		1.00	-	-			0.145
15.000	0.000	0.000	0.000		0.556	-	15	0.000	0.000	0.000		0.774	-	-			0.000	0.000	0.000		1.10	-	-	0.000	0.000	0.000		1.29	-	-			0.150
15.500	0.000	0.000	0.000		0.398	-	-	0.000	0.000	0.000		0.602	-	-			0.000	0.000	0.000		1.44	-	-	0.000	0.000	0.000		1.62	-	-			0.155
16.000	0.000	0.000	0.000		0.278	-	-	0.000	0.000	0.000		0.454	-	-			0.000	0.000	0.000		1.82	-	-	0.000	0.000	0.000		1.97	-	-			0.160
16.500	0.000	0.000	0.000		0.188	-	-	0.000	0.000	0.000		0.345	-	-			0.000	0.000	0.000		2.23	-	-	0.000	0.000	0.000		2.37	-	-			0.165
17.000	0.000	0.000	0.000		0.123	-	-	0.000	0.000	0.000		0.257	-	-			0.000	0.000	0.000		2.67	-	-	0.000	0.000	0.000		2.78	-	-			0.170
17.500	0.000	0.000	0.000		0.077	-	-	0.000	0.000	0.000		0.185	-	-			0.000	0.000	0.000		3.12	-	-	0.000	0.000	0.000		3.21	-	-			0.175
18.000	0.000	0.000	0.000		0.050	-	-	0.000	0.000	0.000		0.138	-	-			0.000	0.000	0.000		3.60	-	-	0.000	0.000	0.000		3.66	-	-			0.180
18.500	0.000	0.000	0.000		0.031	-	-	0.000	0.000	0.000		0.096	-	-			0.000	0.000	0.000		4.08	-	-	0.000	0.000	0.000		4.12	-	-			0.185
19.000	0.000	0.000	0.000		0.018	-	-	0.000	0.000	0.000		0.070	-	-			0.000	0.000	0.000		4.57	-	-	0.000	0.000	0.000		4.60	-	-			0.190
19.500	0.000	0.000	0.000		0.011	-	-	0.000	0.000	0.000		0.048	-	-			0.000	0.000	0.000		5.06	-	-	0.000	0.000	0.000		5.08	-	-			0.195
20.000	0.000	0.000	0.000		0.006	-	-	0.000	0.000	0.000		0.034	-	-			0.000	0.000	0.000		5.56	-	-	0.000	0.000	0.000		5.57	-	-			0.200
21.000	0.000	0.000	0.000		0.002	-	-										0.000	0.000	0.000		6.56	-	-										0.210
22.000	0.000	0.000	0.000		0.001	-	-										0.000	0.000	0.000		7.56	-	-										0.220
Totals:						0	15						0	0	0	0	0					0	280					0	0	0	0	40	
Number of Trades:						0							0	0	0									1.00					0			0	

OTE (CR)

(Contract Size: 100 Securities, Exercise Style: American, Physical Delivery)

Call Options																Put Options																	
June 2026								July 2026								Other Months		June 2026						July 2026					Other Months		Exercise Price		
Open price	Price max	Price min	Last price	Closing price	Volume	Open Interest	Open price	Price max	Price min	Last price	Closing price	Volume	Open Interest	Volume	Open Interest	Open price	Price max	Price min	Last price	Closing price	Volume	Open Interest	Open price	Price max	Price min	Last price	Closing price	Volume	Open Interest	Volume		Open Interest	
10.000	0.000	0.000	0.000	8.54	-	-										0.000	0.000	0.000	0.001	-	-											0.100	
10.500	0.000	0.000	0.000	8.04	-	-										0.000	0.000	0.000	0.001	-	-											0.105	
11.000	0.000	0.000	0.000	7.55	-	-										0.000	0.000	0.000	0.001	-	-											0.110	
11.500	0.000	0.000	0.000	7.05	-	-										0.000	0.000	0.000	0.001	-	-											0.115	
12.000	0.000	0.000	0.000	6.55	-	-										0.000	0.000	0.000	0.002	-	-											0.120	
12.500	0.000	0.000	0.000	6.05	-	-										0.000	0.000	0.000	0.001	-	-											0.125	
13.000	0.000	0.000	0.000	5.55	-	-	0.000	0.000	0.000		5.57	-	-			0.000	0.000	0.000	0.001	-	-	0.000	0.000	0.000	0.000	0.001	-	-				0.130	
13.500	0.000	0.000	0.000	5.05	-	-	0.000	0.000	0.000		5.07	-	-			0.000	0.000	0.000	0.001	-	-	0.000	0.000	0.000	0.000	0.001	-	-				0.135	
14.000	0.000	0.000	0.000	4.55	-	-	0.000	0.000	0.000		4.58	-	-			0.000	0.000	0.000	0.001	-	-	0.000	0.000	0.000	0.000	0.004	-	-				0.140	
14.500	0.000	0.000	0.000	4.05	-	-	0.000	0.000	0.000		4.08	-	-			0.000	0.000	0.000	0.001	-	-	0.000	0.000	0.000	0.000	0.010	-	-				0.145	
15.000	0.000	0.000	0.000	3.55	-	-	0.000	0.000	0.000		3.60	-	-			0.000	0.000	0.000	0.001	-	-	0.000	0.000	0.000	0.000	0.024	-	-				0.150	
15.500	0.000	0.000	0.000	3.05	-	-	0.000	0.000	0.000		3.12	-	-			0.000	0.000	0.000	0.002	-	-	0.000	0.000	0.000	0.000	0.049	-	-				0.155	
16.000	0.000	0.000	0.000	2.56	-	-	0.000	0.000	0.000		2.67	-	-			0.000	0.000	0.000	0.008	-	-	0.000	0.000	0.000	0.000	0.092	-	-				0.160	
16.500	0.000	0.000	0.000	2.08	-	-	0.000	0.000	0.000		2.24	-	-			0.000	0.000	0.000	0.025	-	-	0.000	0.000	0.000	0.000	0.160	-	-				0.165	
17.000	0.000	0.000	0.000	1.62	-	-	0.000	0.000	0.000		1.84	-	-			0.000	0.000	0.000	0.066	-	45	0.000	0.000	0.000	0.000	0.261	-	-				0.170	
17.500	0.000	0.000	0.000	1.20	-	-	0.000	0.000	0.000		1.48	-	-			0.000	0.000	0.000	0.146	-	77	0.000	0.000	0.000	0.000	0.400	-	-				0.175	
18.000	0.000	0.000	0.000	0.842	-	-	0.000	0.000	0.000		1.16	-	-			0.000	0.000	0.000	0.288	-	91	0.000	0.000	0.000	0.000	0.581	-	-				0.180	
18.500	0.000	0.000	0.000	0.550	-	-	0.000	0.000	0.000		0.891	-	-			0.000	0.000	0.000	0.496	-	-	0.000	0.000	0.000	0.000	0.810	-	-				0.185	
19.000	0.000	0.000	0.000	0.339	-	60	0.000	0.000	0.000		0.672	-	-			0.000	0.000	0.000	0.785	-	-	0.000	0.000	0.000	0.000	1.09	-	-				0.190	
19.500	0.000	0.000	0.000	0.194	-	45	0.000	0.000	0.000		0.495	-	-			0.000	0.000	0.000	1.14	-	-	0.000	0.000	0.000	0.000	1.42	-	-				0.195	
20.000	0.000	0.000	0.000	0.102	-	-	0.000	0.000	0.000		0.354	-	-			0.000	0.000	0.000	1.55	-	-	0.000	0.000	0.000	0.000	1.78	-	-				0.200	
21.000	0.000	0.000	0.000	0.022	-	-	0.000	0.000	0.000		0.168	-	-			0.000	0.000	0.000	2.48	-	-	0.000	0.000	0.000	0.000	2.59	-	-				0.210	
22.000	0.000	0.000	0.000	0.004	-	-	0.000	0.000	0.000		0.074	-	-			0.000	0.000	0.000	3.47	-	-	0.000	0.000	0.000	0.000	3.51	-	-				0.220	
23.000	0.000	0.000	0.000	0.002	-	-	0.000	0.000	0.000		0.030	-	-			0.000	0.000	0.000	4.47	-	-	0.000	0.000	0.000	0.000	4.47	-	-				0.230	
24.000	0.000	0.000	0.000	0.001	-	-	0.000	0.000	0.000		0.010	-	-			0.000	0.000	0.000	5.47	-	-	0.000	0.000	0.000	0.000	5.47	-	-				0.240	
25.000	0.000	0.000	0.000	0.001	-	-	0.000	0.000	0.000		0.004	-	-			0.000	0.000	0.000	6.47	-	-	0.000	0.000	0.000	0.000	6.47	-	-				0.250	
26.000	0.000	0.000	0.000	0.001	-	-	0.000	0.000	0.000		0.001	-	-			0.000	0.000	0.000	7.47	-	-	0.000	0.000	0.000	0.000	7.47	-	-				0.260	
27.000	0.000	0.000	0.000	0.001	-	-	0.000	0.000	0.000		0.001	-	-			0.000	0.000	0.000	8.47	-	-	0.000	0.000	0.000	0.000	8.47	-	-				0.270	
28.000	0.000	0.000	0.000	0.001	-	-	0.000	0.000	0.000		0.001	-	-			0.000	0.000	0.000	9.47	-	-	0.000	0.000	0.000	0.000	9.47	-	-				0.280	
Totals:					0	105					0	0	0	0					0	213						0	0	0	0				
Number of Trades:					0						0		0							0.00							0						0

PIRAEUS BANK (CR)

(Contract Size: 100 Securities, Exercise Style: American, Physical Delivery)

Call Options															Put Options																		
June 2026							July 2026							Other Months		June 2026							July 2026							Other Months		Exercise Price	
Open price	Price max	Price min	Last price	Closing price	Volume	Open Interest	Open price	Price max	Price min	Last price	Closing price	Volume	Open Interest	Volume	Open Interest	Open price	Price max	Price min	Last price	Closing price	Volume	Open Interest	Open price	Price max	Price min	Last price	Closing price	Volume	Open Interest	Volume	Open Interest		
4.250	0.000	0.000	0.000	4.51	-	-										0.000	0.000	0.000	0.001	-	-											0.043	
4.500	0.000	0.000	0.000	4.26	-	-										0.000	0.000	0.000	0.001	-	-											0.045	
4.750	0.000	0.000	0.000	4.01	-	-										0.000	0.000	0.000	0.001	-	-											0.048	
5.000	0.000	0.000	0.000	3.76	-	-										0.000	0.000	0.000	0.001	-	-											0.050	
5.250	0.000	0.000	0.000	3.51	-	-										0.000	0.000	0.000	0.001	-	-											0.053	
5.500	0.000	0.000	0.000	3.26	-	-	0.000	0.000	0.000		3.27	-	-			0.000	0.000	0.000	0.001	-	-		0.000	0.000	0.000	0.002	-	-				0.055	
5.750	0.000	0.000	0.000	3.01	-	-	0.000	0.000	0.000		3.02	-	-			0.000	0.000	0.000	0.001	-	-		0.000	0.000	0.000	0.004	-	-				0.058	
6.000	0.000	0.000	0.000	2.76	-	-	0.000	0.000	0.000		2.78	-	-			0.000	0.000	0.000	0.001	-	-		0.000	0.000	0.000	0.007	-	-				0.060	
6.250	0.000	0.000	0.000	2.51	-	-	0.000	0.000	0.000		2.53	-	-			0.000	0.000	0.000	0.001	-	-		0.000	0.000	0.000	0.014	-	-				0.063	
6.500	0.000	0.000	0.000	2.26	-	-	0.000	0.000	0.000		2.29	-	-			0.000	0.000	0.000	0.003	-	-		0.000	0.000	0.000	0.025	-	-				0.065	
6.750	0.000	0.000	0.000	2.02	-	-	0.000	0.000	0.000		2.06	-	-			0.000	0.000	0.000	0.008	-	-		0.000	0.000	0.000	0.042	-	-				0.068	
7.000	0.000	0.000	0.000	1.78	-	-	0.000	0.000	0.000		1.84	-	-			0.000	0.000	0.000	0.017	-	-		0.000	0.000	0.000	0.068	-	-				0.070	
7.250	0.000	0.000	0.000	1.54	-	-	0.000	0.000	0.000		1.62	-	-			0.000	0.000	0.000	0.032	-	-		0.000	0.000	0.000	0.103	-	-				0.073	
7.500	0.000	0.000	0.000	1.32	-	-	0.000	0.000	0.000		1.42	-	-			0.000	0.000	0.000	0.059	-	-		0.000	0.000	0.000	0.148	-	-				0.075	
7.750	0.000	0.000	0.000	1.11	-	-	0.000	0.000	0.000		1.23	-	-			0.000	0.000	0.000	0.099	-	-		0.000	0.000	0.000	0.212	-	-				0.078	
8.000	0.000	0.000	0.000	0.917	-	-	0.000	0.000	0.000		1.06	-	-			0.000	0.000	0.000	0.156	-	-		0.000	0.000	0.000	0.287	-	-				0.080	
8.250	0.000	0.000	0.000	0.743	-	-	0.000	0.000	0.000		0.901	-	-			0.000	0.000	0.000	0.232	-	-		0.000	0.000	0.000	0.378	-	-				0.083	
8.500	0.000	0.000	0.000	0.590	-	-	0.000	0.000	0.000		0.762	-	-			0.000	0.000	0.000	0.328	-	-		0.000	0.000	0.000	0.488	-	-				0.085	
8.750	0.000	0.000	0.000	0.456	-	10	0.000	0.000	0.000		0.631	-	-			0.000	0.000	0.000	0.445	-	-		0.000	0.000	0.000	0.607	-	-				0.088	
9.000	0.000	0.000	0.000	0.351	-	900	0.000	0.000	0.000		0.527	-	-			0.000	0.000	0.000	0.589	-	-		0.000	0.000	0.000	0.753	-	-				0.090	
9.250	0.000	0.000	0.000	0.264	-	-	0.000	0.000	0.000		0.429	-	-			0.000	0.000	0.000	0.752	-	-		0.000	0.000	0.000	0.904	-	-				0.093	
9.500	0.000	0.000	0.000	0.192	-	-	0.000	0.000	0.000		0.351	-	-			0.000	0.000	0.000	0.931	-	-		0.000	0.000	0.000	1.08	-	-				0.095	
9.750	0.000	0.000	0.000	0.137	-	-	0.000	0.000	0.000		0.281	-	-			0.000	0.000	0.000	1.13	-	-		0.000	0.000	0.000	1.26	-	-				0.098	
10.000	0.000	0.000	0.000	0.098	-	-	0.000	0.000	0.000		0.226	-	-			0.000	0.000	0.000	1.34	-	-		0.000	0.000	0.000	1.45	-	-				0.100	
10.500	0.000	0.000	0.000	0.045	-	-	0.000	0.000	0.000		0.141	-	-			0.000	0.000	0.000	1.79	-	-		0.000	0.000	0.000	1.87	-	-				0.105	
11.000	0.000	0.000	0.000	0.020	-	-	0.000	0.000	0.000		0.086	-	-			0.000	0.000	0.000	2.26	-	-		0.000	0.000	0.000	2.31	-	-				0.110	
11.500	0.000	0.000	0.000	0.008	-	-	0.000	0.000	0.000		0.050	-	-			0.000	0.000	0.000	2.75	-	-		0.000	0.000	0.000	2.78	-	-				0.115	
12.000	0.000	0.000	0.000	0.003	-	-	0.000	0.000	0.000		0.029	-	-			0.000	0.000	0.000	3.25	-	-		0.000	0.000	0.000	3.26	-	-				0.120	
12.500	0.000	0.000	0.000	0.001	-	-	0.000	0.000	0.000		0.015	-	-			0.000	0.000	0.000	3.75	-	-		0.000	0.000	0.000	3.75	-	-				0.125	
13.000	0.000	0.000	0.000	0.001	-	-						-	-			0.000	0.000	0.000	4.25	-	-					-	-				0.130		
Totals:					0	910						0	0	0	0	0	0	0	0	0	0	0	0	0	0	0	0	0	0	0	0	0	0
Number of Trades:					0							0	0	0	0	0	0	0	0	0	0	0	0	0	0	0	0	0	0	0	0	0	0

PPC (CR)

(Contract Size: 100 Securities, Exercise Style: American, Physical Delivery)

	Call Options														Put Options																		
	June 2026							July 2026							Other Months		June 2026							July 2026							Other Months		
Exercise Price	Open price	Price max	Price min	Last price	Closing price	Volume	Open Interest	Open price	Price max	Price min	Last price	Closing price	Volume	Open Interest	Volume	Open Interest	Open price	Price max	Price min	Last price	Closing price	Volume	Open Interest	Open price	Price max	Price min	Last price	Closing price	Volume	Open Interest	Volume	Open Interest	Exercise Price
Totals:						0	497						15	60	0	0						0	300						31	135	0	0	
Number of Trades:						0							1		0							2.00							3		0		

Lending Products	Underlying Title	Multilateral Transactions[1]					Bilateral Transactions[2]		Stock Borrowing through OTC (volume)[3]
		Open Interest[5]	Volume(Offered)	Average Weighted	Transactions volume	Average Weighted	Transactions Volume	Average Weighted	Transactions Volume
ADMIEBOR	ADMIE (IPTO) HOLDING S.A. (CR)	233,170	---	---	8,150	6.70%	---	---	5,342,196
AEGNBOR	AEGEAN AIRLINES (CR)	---	---	---	---	---	678	4.00%	1,209,179
AKTRBOR	AKTOR S.A. HOLDING CO. (CR)	---	---	---	---	---	---	---	929,830
ALWNBOR	Allwyn AG (CR)	---	---	---	20,000	3.99%	---	---	14,399,081
ALPHABOR	ALPHA BANK (CR)	400	---	---	---	---	---	---	196,672,874
AETFBOR	ALPHA ETF FTSE Athex Large Cap	---	---	---	---	---	---	---	2,000
AEMBOR	ALTER EGO MEDIA (CR)	---	---	---	---	---	---	---	---
AIABOR	ATHENS INTL AIRPORT (CR)	3,000	---	---	---	---	---	---	1,404,259
ACAGBOR	AUSTRIACARD (CB)	---	---	---	---	---	---	---	962
OTOELBOR	AUTOHELLAS SA (CR)	100	---	---	---	---	---	---	110,269
AVAXBOR	AVAX S.A. (CR)	4,000	---	---	---	---	---	---	251,058
BYLOTBOR	BALLY'S INTRALOT (CR)	---	---	---	---	---	---	---	36,998,472
BOCHGRBOR	BANK OF CYPRUS (CR)	---	---	---	---	---	---	---	996,614
EEEBOR	CC HBC AG (CR)	---	---	---	---	---	---	---	277,112
CENERBOR	CENERGY HOLDINGS (CB)	15,152	---	---	---	---	---	---	1,581,408
CREDIABOR	CrediaBank (CR)	778	---	---	---	---	---	---	4,088,856
DIMANDBOR	DIMAND (CR)	---	---	---	---	---	---	---	7,342
ELLAKTORBOR	ELLAKTOR (CR)	34,861	---	---	7,500	3.82%	---	---	100,082
ELHABOR	ELVALHALCOR (CR)	---	---	---	---	---	---	---	807,756
EUROBBOR	EUROBANK (CR)	45,000	---	---	---	---	---	---	101,452,176
EXAEBOR	EURONEXT ATHENS (CR)	5,055	---	---	---	---	---	---	343,370
EYDAPBOR	EYDAP S.A. (CR)	---	---	---	---	---	---	---	408,518
FOYRKBOR	FOURLIS (CR)	2,500	---	---	---	---	---	---	85,143
GEKTERNABOR	GEK TERNA (CR)	---	---	---	---	---	---	---	1,516,668
SARBOR	GR. SARANTIS S.A. (CR)	2,237	---	---	---	---	---	---	223,566
ELPEBOR	HELLENIQ ENERGY (CR)	---	---	---	7	3.70%	---	---	729,334
INTEKBOR	IDEAL HOLDINGS (CR)	---	---	---	---	---	---	---	84,452
INTRKBOR	INTRACOM HOLDINGS (CR)	---	---	---	---	---	---	---	221,311
BELABOR	JUMBO SA (CR)	---	---	---	---	---	---	---	827,108
KRIBOR	KRI-KRI S.A. (CR)	2,999	---	---	---	---	---	---	50,466
LAMDABOR	LAMDA DEVELOPMENT SA (CR)	---	---	---	---	---	---	---	245,972

Stock Lending Notes

[1] - Multilateral contracts Lending or Borrowing as per Methods 8-1, 8-2 and 8-3-3 (According to ATHEX BoD Resolution No.17)

[2] - Bilateral Contracts Lending or Borrowing as per Methods 8-3-1 and 8-3-2 & Contracts as per Method 4 (According to ATHEX BoD Resolution No.20)

[3] - The information concerning OTC Stock Borrowing Transactions is based on the statements of the Dematerialised Securities System (DSS) operators involved and refers to volumes that have been registered up until the previous working day.

[4] - Average Price (Volume weighted)

[5] - The Data concerning Open Interest before the start of trading session

Lending Products	Underlying Title	Multilateral Transactions[1]					Bilateral Transactions[2]		Stock Borrowing through OTC (volume)[3]
		Open Interest[5]	Volume(Offered)	Average Weighted	Transactions volume	Average Weighted	Transactions Volume	Average Weighted	Transactions Volume
MTLNBOR	METLEN PLC (CR)	500	---	---	---	---	---	1,597,365	
MIGBOR	MIG (CR)	1,291	---	---	---	---	---	39,913	
MOHBOR	MOTOR OIL (CR)	500	---	---	449	3.70%	---	899,860	
ETEBOR	NATIONAL BANK (CR)	---	---	---	---	---	---	19,843,907	
NOVALBOR	NOVAL PROPERTY REIC (CR)	---	---	---	---	---	---	---	
OPTIMABOR	OPTIMA BANK (CR)	---	---	---	---	---	---	4,974,240	
HTOBOR	OTE (CR)	2,000	---	---	---	---	---	4,783,107	
PPABOR	P.P.A. S.A. (CR)	---	---	---	---	---	807	4.00%	89,321
TPEIRBOR	PIRAEUS BANK (CR)	19,900	---	---	---	---	---	13,973,932	
PPCBOR	PPC (CR)	122,265	---	---	---	---	91,000	1.50%	20,387,082
PROFBOR	PROFILE SA (CR)	---	---	---	---	---	---	26,569	
QLCOBOR	QUALCO GROUP (CR)	---	---	---	---	---	---	887,911	
QUESTBOR	QUEST HOLDINGS (CR)	3,991	---	---	5,000	4.95%	---	51,500	
TITCBOR	TITAN (CB)	4,339	---	---	---	---	---	126,514	
OLTHBOR	TPA SA (CR)	---	---	---	---	---	---	750	
TRESTATESBOR	TRADE ESTATES REIC (CR)	---	---	---	---	---	---	---	
VIOBOR	VIOHALCO SA/IV (CB)	---	---	---	---	---	---	---	

Stock Lending Notes

[1] - Multilateral contracts Lending or Borrowing as per Methods 8-1, 8-2 and 8-3-3 (According to ATHEX BoD Resolution No.17)

[2] - Bilateral Contracts Lending or Borrowing as per Methods 8-3-1 and 8-3-2 & Contracts as per Method 4 (According to ATHEX BoD Resolution No.20)


[3] - The information concerning OTC Stock Borrowing Transactions is based on the statements of the Dematerialised Securities System (DSS) operators involved and refers to volumes that have been registered up until the previous working day.

[4] - Average Price (Volume weighted)

[5] - The Data concerning Open Interest before the start of trading session

Sectors codification for listed companies

12003 -	ETF	10101010	Computer Services
10101015	Software	10102030	Computer Hardware
15101010	Telecommunications Equipment	15102015	Telecommunications Services
20101010	Health Care Facilities	20102010	Medical Equipment
20103015	Pharmaceuticals	30101010	Banks
30202000	Diversified Financial Services	30202010	Asset Managers & Custodians
30202015	Investment Services	30204000	Closed End Investments
30302010	Full Line Insurance	30302015	Insurance Brokers
30302025	Property and Casualty Insurance	35101010	Real Estate Holding and Development
35101015	Real Estate Services	35102000	Diversified REITs
35102045	Retail REITs.	40202015	Household Furnishings
40202020	Household Appliance	40203040	Electronic Entertainment
40204020	Clothing & Accessories	40301010	Entertainment
40301030	Publishing	40301035	Radio & TV Broadcasters
40401010	Diversified Retailers	40401020	Apparel Retailers
40401025	Home Improvement Retailers	40401030	Specialty Retailers
40501010	Airlines	40501015	Travel & Tourism
40501020	Casinos & Gambling	40501025	Hotels & Motels
45101015	Distillers & Vintners	45101020	Soft Drinks
45102010	Farming Fishing Ranching & Plantations	45102020	Food Products
45103010	Tobacco	45201010	Food Retailers & Wholesalers
45201020	Personal Products	50101010	Construction
50101020	Building Roof/Wallboard and Plumbing	50101030	Cement
50101035	Building Materials: Other	50202010	Electrical Components
50203015	Plastics	50203030	Containers & Packaging
50204000	Machinery: Industrial	50204020	Machinery: Construction & Handling
50205010	Industrial Suppliers	50205020	Back Office Support HR & Consulting
50205030	Forms & Bulk Printing Services	50206015	Commercial Vehicles & Parts
50206030	Marine Transportation	50206060	Transportation Services
55101000	Diversified Materials	55101020	Textile Products
55102000	General Mining	55102010	Iron & Steel
55102015	Metal Fabricating	55102035	Aluminum
60101020	Oil Refining and Marketing	65101010	Alternative Electricity
65101015	Conventional Electricity	65102000	Multi-Utilities
65102030	Water		



[euronext.com](https://www.euronext.com)