

# Euronext Athens

**Ημερήσιο Δελτίο Συναλλακτικής  
Δραστηριότητας**

---

**Daily Official List of Trading Activity**



**EURONEXT**

**Disclaimer:**

This publication is for information purposes only and is not a recommendation to engage in investment activities. This publication is provided "as is" without representation or warranty of any kind. Whilst all reasonable care has been taken to ensure the accuracy of the content, Euronext does not guarantee its accuracy or completeness. Euronext will not be held liable for any loss or damages of any nature ensuing from using, trusting or acting on information provided. No information set out or referred to in this publication shall form the basis of any contract. The creation of rights and obligations in respect of financial products that are traded on the exchanges operated by Euronext's subsidiaries shall depend solely on the applicable rules of the market operator. All proprietary rights and interest in or connected with this publication shall vest in Euronext. No part of it may be redistributed in any form without the prior written permission of Euronext. Euronext refers to Euronext N.V. and its affiliates. Information regarding trademarks and intellectual property rights of Euronext is located at [www.euronext.com/terms-use](http://www.euronext.com/terms-use)

©2026, Euronext N.V. – All rights reserved

---

**EURONEXT ATHENS HOLDING S.A.**

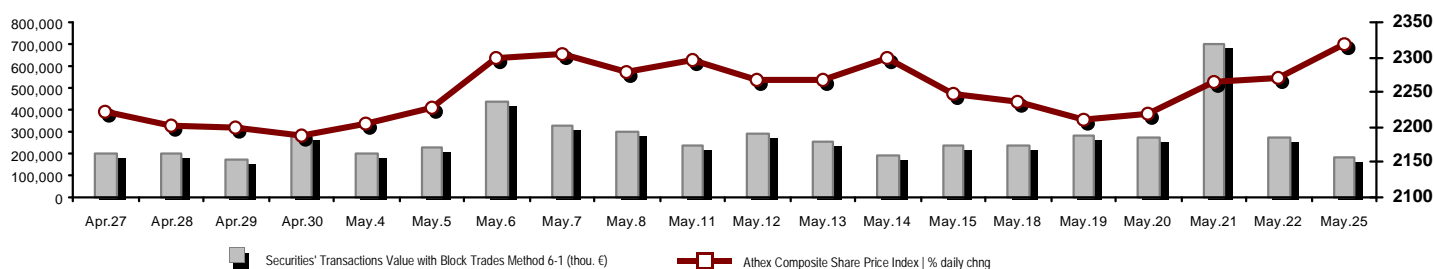
110 Athinon Ave., 10442 Athens, Tel: (210) 33.66.800, Fax: (210) 32.13.938

<https://athens.euronext.com>

---

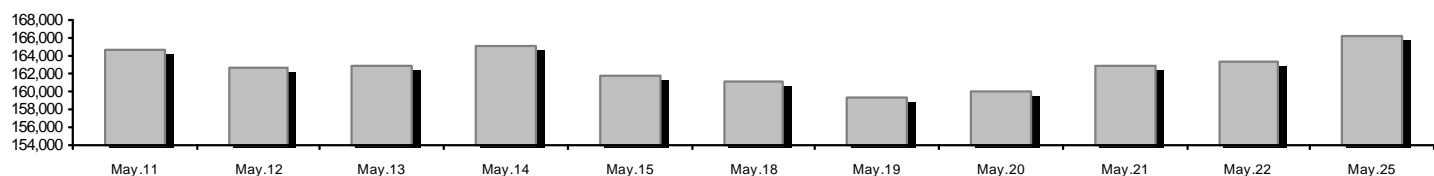
## Summary of Markets

Athex Composite Share Price Index vs Shares and Derivatives Transactions Value

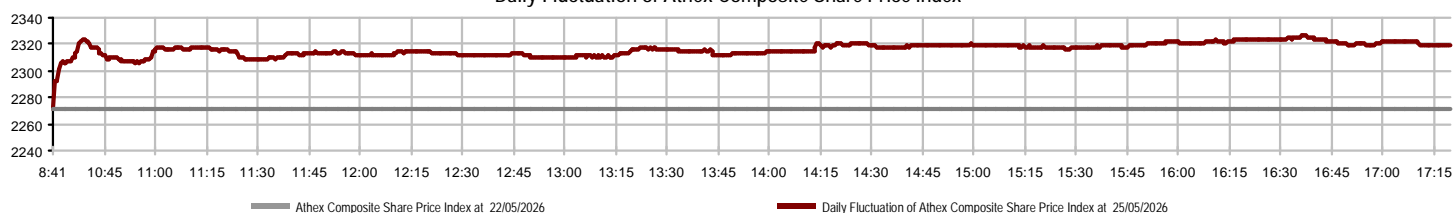


Euronext Athens Capitalisation (mill. €)**:	166,247.07		Derivatives Total Open Interest	1,938,859
Daily change: mill. €   %	2,932.22	1.80%	in Index Futures   % daily chng	10,146 0.30%
Yearly Avg Capitalisation: mill. €   % chng prev year Avg	155,666.42	21.91%	in Stock Futures   % daily chng	1,921,995 1.81%
Athex Composite Share Price Index   % daily chng	2,318.73	2.07%	in Index Options   % daily chng	2,008 20.02%
Athex Composite Share Price Index Capitalisation (mill. €)	155,758.26		in Stock Options   % daily chng	4,710 6.44%
Daily change (mill. €)	2,854.64			
Securities' Transactions Value with Block Trades Method 6-1 (t)	184,278.53		Derivatives Contracts Volume:	39,336
Daily change: %	-88,988.33	-32.56%	Daily change: pieces   %	-33,357 -45.89%
YtD Avg Trans. Value: thou. €   % chng prev year Avg	341,206.71	57.91%	YtD Avg Derivatives Contracts % chng prev year Avg	72,911 26.62%
Blocks Transactions Value of Method 6-1 (thou. €)	8,153.93		Derivatives Trades Number:	2,676
Blocks Transactions Value of Method 6-2 & 6-3 (thou. €)	0.43		Daily change: number   %	-284 -9.59%
Bonds Transactions Value (thou.€)	12,188.68		YtD Avg Trades number % chng prev year Avg	2,974 34.49%
Securities' Transactions Volume with Block Trades Method 6-1 (tho)	27,736.86		Lending Total Open Interest	435,444
Daily change: thou. pieces   %	-13,217.36	-32.27%	Daily change: pieces   %	162,927 59.79%
YtD Avg Volume: % chng prev year Avg	51,510.71	23.56%	Lending Volume (Multilateral/Bilateral)	106,138
Blocks Transactions Volume of Method 6-1 (thou. Pieces)	1,128.05		Daily change: pieces   %	-105,814
Blocks Transactions Volume of Method 6-2 & 6-3 (thou. Pieces)	0.26		Multilateral Lending	81,129
Bonds Transactions Volume	12,302,000		Bilateral Lending	25,009
Securities' Trades Number with Block Trades Method 6-1	52,866		Lending Trades Number:	13
Daily change: number   %	-12,558	-19.19%	Daily change: %	-9
YtD Avg Trades number % chng prev year Avg	74,742	49.16%	Multilateral Lending Trades Number	9
Number of Blocks Method 6-1	7		Bilateral Lending Trades Number	4
Number of Blocks Method 6-2 & 6-3	1			
Number of Bonds Transactions	204			

Euronext Athens Capitalisation (mill. €)\*\*



Daily Fluctuation of Athex Composite Share Price Index



## Athex Indices

Index name	25/05/2026	22/05/2026	pts.	%	Min	Max	Year min	Year max	Year change
Athex Composite Share Price Index	2,318.73 #	2,271.72	47.01	2.07%	2,271.72	2,326.21	1,998.09	2,407.09	9.34% #
Athex Composite Index Total Return Index	4,612.96 #	4,511.49	101.47	2.25%	4,511.49	4,627.84	3,942.63	4,745.66	10.36% #
Athex ESG Index	2,752.28 #	2,694.89	57.39	2.13%	2,694.89	2,761.22	2,361.87	2,867.98	9.99% #
ATHEX Small Cap Price Index	2,502.40 #	2,469.11	33.29	1.35%	2,469.11	2,504.21	2,193.29	2,627.20	-1.82% €
ATHEX EN.A. Growth Price Index	16,530.56 €	16,580.73	-50.17	-0.30%	16,366.63	16,866.17	16,134.09	20,788.55	-16.45% €
FTSE/Athex Large Cap	5,882.77 #	5,759.99	122.78	2.13%	5,759.99	5,902.82	5,057.48	6,153.73	9.94% #
FTSE/Athex Mid Cap Index	3,037.08 #	3,007.42	29.66	0.99%	3,007.42	3,043.95	2,510.28	3,043.95	7.51% #
FTSE/ATHEX High Dividend Yield Index	4,734.46 #	4,659.51	74.95	1.61%	4,659.51	4,745.24	4,495.63	5,149.57	-4.20% €
FTSE/Athex Market Index	1,389.02 #	1,360.67	28.35	2.08%	1,360.67	1,393.64	1,190.89	1,449.15	10.15% #
FTSE/Athex Banks	2,641.18 #	2,569.92	71.26	2.77%	2,569.92	2,657.18	2,143.30	2,859.37	15.14% #
FTSE/ATHEX TECHNOLOGY & TELECOMMUNICAT	7,203.66 #	7,192.80	10.86	0.15%	7,180.91	7,240.52	6,027.65	7,240.52	6.33% #
FTSE/ATHEX HEALTH CARE	6,453.62 #	6,193.67	259.95	4.20%	6,193.67	6,530.29	4,884.62	6,600.67	27.01% #
FTSE/ATHEX FINANCIAL SERVICES	12,350.51 #	12,018.97	331.54	2.76%	12,018.97	12,424.94	10,029.11	13,356.35	15.13% #
FTSE/ATHEX REAL ESTATE	5,386.91 #	5,375.25	11.66	0.22%	5,375.25	5,430.53	5,093.00	5,898.28	-4.09% €
FTSE/ATHEX CONSUMER DISCRETIONARY	4,616.14 #	4,530.60	85.54	1.89%	4,530.60	4,621.87	4,431.51	5,876.98	-20.97% €
FTSE/ATHEX CONSUMER STAPLES	9,940.35 #	9,773.08	167.27	1.71%	9,773.08	9,991.63	8,640.95	10,243.39	12.80% #
FTSE/ATHEX INDUSTRIALS	12,454.01 #	12,149.48	304.53	2.51%	12,149.48	12,492.82	10,051.45	12,776.62	23.90% #
FTSE/ATHEX BASIC MATERIALS	13,311.78 #	13,029.92	281.86	2.16%	13,029.92	13,418.42	8,778.94	13,696.17	39.74% #
FTSE/ATHEX ENERGY & UTILITIES	7,319.32 #	7,144.10	175.22	2.45%	7,144.10	7,348.54	6,127.28	7,506.29	6.42% #
Athex All Share Index	527.17 #	517.88	9.29	1.79%	527.17	527.17	460.14	542.74	8.86% #
Hellenic Mid & Small Cap Index	3,251.37 #	3,199.12	52.25	1.63%	3,199.12	3,258.79	2,761.30	3,258.79	12.30% #
FTSE/Athex Large Cap Total Return	10,628.97 #	10,407.13	221.84	2.13%			9,100.35	11,012.64	11.02% #
FTSE/Athex Mid Cap Total Return	4,381.35 #	4,338.56	42.79	0.99%			3,625.91	4,381.35	8.10% #
MSCI GREECE REBASED	9,275.92 #	9,008.75	267.17	2.97%	9,008.75	9,317.67	7,755.87	10,138.65	8.31% #
Hellenic Corporate Bond Index	144.69 #	144.52	0.17	0.11%			143.28	145.27	0.23% #
Hellenic Corporate Bond Price Index	92.78 #	92.68	0.10	0.11%			92.37	93.97	-1.23% €

Note 1: FTSE/Med 100, Hellenic Corporate Bond Price Index and Hellenic Corporate Bond Index closing prices refer to the previous trading day of 21/05/2026.

Note 2: The Hellenic Mid & Small Cap Index is a Customized index calculated by Euronext Athens.

## Analytic Figures for Athex Market's Boards and Categories

	Total Traded Securities	Main Market	Surveillance	Exchange Traded Funds (ETFs)
Totals	124	122	1	1
Gain / Lose / Same:	86 / 27 / 11	84 / 27 / 11	1 / 0 / 0	1 / 0 / 0
Euronext Athens Capitalisation (mill. €)	166,247.07	166,239.06	8.01	
Daily Average Trans/ons Value(thou.€)	341,206.71	341,107.00	5.09	419.51
Transactions Value	184,278.96	184,168.58	9.30	101.08
Main Board:	176,123.10	176,012.72	9.30	101.08
Blocks Board 6_2_3:	8,154.36	8,154.36	0.00	0.00
Forced Sales Board:	1.50	1.50	0.00	0.00
Special Terms Board:	0.00	0.00	0.00	0.00
Daily Average Transactions Volume	51,510,715	51,541,272	8,779	7,367
Transactions Volume	27,737,110	27,692,655	42,764	1,691
Main Board:	26,608,672	26,564,217	42,764	1,691
Blocks Board 6_2_3:	1,128,300	1,128,300	0	0
Forced Sales Board:	138	138	0	0
Special Terms Board:	0	0	0	0
Daily Average Number of Trades	74,742	74,584	11	149
Number of Trades	52,867	52,760	20	87
Main Board:	52,854	52,747	20	87
Blocks Board 6_2_3:	8	8	0	0
Forced Sales Board:	5	5	0	0
Special Terms Board:	0	0	0	0

## Trading Details by Euronext Athens Sectors and Financial Instruments (ETFs)

Code	Sectors	Gain / Lose / Same	Number of Trades	Transactions Volume	Transactions Value	% of Total Trans. Value
3010	- Banks	6 / 2 / 0	18,010	16,912,932	72,452,152.45	39.32%
5510	- Basic Resources	8 / 1 / 2	1,918	527,602	4,329,789.94	2.35%
5010	- Construction & Materials	9 / 3 / 0	5,876	1,273,737	18,887,459.72	10.25%
4020	- Consumer Products & Services	1 / 2 / 0	170	282,497	85,626.84	0.05%
6010	- Energy	3 / 1 / 0	2,195	366,128	4,663,900.20	2.53%
12000	- Financial Instruments	1 / 0 / 0	87	1,691	101,082.80	0.05%
3020	- Financial Services	0 / 3 / 2	340	32,010	241,297.56	0.13%
4510	- Food Beverage & Tobacco	4 / 1 / 0	272	27,949	1,062,021.46	0.58%
2010	- Health Care	3 / 0 / 0	240	187,943	308,922.24	0.17%
5020	- Industrial Goods & Services	15 / 1 / 3	2,538	501,287	6,006,986.55	3.26%
3030	- Insurance	1 / 0 / 1	267	231,586	514,448.37	0.28%
4030	- Media	2 / 1 / 0	236	81,272	416,601.72	0.23%
4520	- Personal Care, Drug & Grocery Stores	2 / 0 / 0	523	49,620	582,800.53	0.32%
3510	- Real Estate	7 / 3 / 2	2,064	734,829	2,276,197.14	1.24%
4040	- Retail	4 / 6 / 0	2,441	497,428	6,678,230.16	3.62%
1010	- Technology	10 / 1 / 0	1,992	790,026	4,152,397.87	2.25%
1510	- Telecommunications	1 / 1 / 0	1,369	155,684	2,855,997.37	1.55%
4050	- Travel & Leisure	4 / 1 / 1	4,170	2,277,986	8,839,864.85	4.80%
6510	- Utilities	5 / 0 / 0	8,159	2,804,903	49,823,182.58	27.04%

## Top 10 best &amp; worst performing Shares

## Main Market

With positive Price change	Closing price	change	With negative Price change	Closing price	change
DAIOS PLASTICS SA (CR)	10.8	6.93% #	ANDROMEDA SA (CR)	8.46	-3.86% #
ELLAKTOR (CR)	1.456	6.75% #	BANK OF CYPRUS (CR)	9.2	-3.36% #
LAVIPHARM SA (CR)	1.658	6.69% #	VARVERIS - MODA BAGNO SA (CR)	6.7	-2.33% #
GEK TERNA (CR)	42.9	5.67% #	DIMAND (CR)	13	-2.26% #
ADMIE (IPTO) HOLDING S.A. (CR)	3.83	5.22% #	P.P.A. S.A. (CR)	36.8	-2.13% #
ALPHA BANK (CR)	3.718	5.00% #	AKTOR S.A. HOLDING CO. (CR)	10.24	-1.54% #
EUROBANK (CR)	3.874	4.76% #	QUALCO GROUP (CR)	5.66	-1.39% #
ELASTRON (CR)	2.55	4.51% #	ONYX TOURISTIKI S.A. (CR)	1.6	-1.24% #
GR. SARANTIS S.A. (CR)	15.36	4.49% #	TRASTOR REAL EST. INV. CO.(CR)	0.984	-1.01% #
ILYDA S.A. (CR)	4.33	4.09% #	OTE (CR)	18.53	-0.91% #
With the highest Transactions Value	Value (thou. €)	change	With the highest Transactions Volume	Volume	change
PPC (CR)	37,518.22	2.91% #	CrediaBank (CR)	5,083,710	0.94% #
PIRAEUS BANK (CR)	18,007.54	2.80% #	EUROBANK (CR)	4,330,479	4.76% #
EUROBANK (CR)	16,694.69	4.76% #	ALPHA BANK (CR)	4,138,265	5.00% #
ALPHA BANK (CR)	15,300.62	5.00% #	PIRAEUS BANK (CR)	2,061,208	2.80% #
GEK TERNA (CR)	11,098.29	5.67% #	PPC (CR)	1,774,574	2.91% #
NATIONAL BANK (CR)	9,453.38	1.98% #	BALLY'S INTRALOT (CR)	1,521,093	-0.09% #
METLEN PLC (CR)	8,916.06	2.68% #	ADMIE (IPTO) HOLDING S.A. (CR)	742,312	5.22% #
CrediaBank (CR)	6,578.26	0.94% #	NATIONAL BANK (CR)	652,829	1.98% #
JUMBO SA (CR)	5,556.54	2.36% #	Allwyn AG (CR)	440,176	2.35% #
Allwyn AG (CR)	5,320.34	2.35% #	BANK OF CYPRUS (CR)	363,460	-3.36% #

Note: Stocks that are not included in the "Under Supervision" category, and the transactions value is more than 10,000 €.

## Derivatives Summary

	Number of Trades	Volume	Open Interest
Index Futures	162	688	10,146
FTSE/Athex Banks	3	6	3,339
FTSE/Athex Large Cap	159	682	6,807
MSCI GREECE REBASED	0	0	0
Stock Futures	2,504	38,522	1,921,995
ADMIE (IPTO) HOLDING S.A. (CR)	148	2,642	8,556
AEGEAN AIRLINES (CR)	43	106	3,300
AKTOR S.A. HOLDING CO. (CR)	59	227	103,408
Allwyn AG (CR)	111	658	11,432
ALPHA BANK (CR)	318	8,296	61,705
ATHENS INTL AIRPORT (CR)	7	21	324
AUTOHELLAS SA (CR)	0	0	123
AVAX S.A. (CR)	14	114	3,474
BALLY'S INTRALOT (CR)	92	13,084	1,385,132
BANK OF CYPRUS (CR)	14	54	1,054
CC HBC AG (CR)	5	14	372
CENERGY HOLDINGS (CB)	8	25	3,226
CrediaBank (CR)	305	3,649	98,601
ELLAKTOR (CR)	4	15	1,642
ELVALHALCOR (CR)	36	228	3,735
EUROBANK (CR)	170	1,858	48,474
EURONEXT ATHENS (CR)	3	13	336
EYDAP S.A. (CR)	24	161	13,364
FOURLIS (CR)	16	47	3,054
GEK TERNA (CR)	38	184	5,473
HELLENIQ ENERGY (CR)	36	202	3,954
INTRACOM HOLDINGS (CR)	75	531	15,047
JUMBO SA (CR)	91	354	6,745
LAMDA DEVELOPMENT SA (CR)	70	382	26,936
METLEN PLC (CR)	153	541	16,241
MIG (CR)	0	0	208
MOTOR OIL (CR)	7	15	384
NATIONAL BANK (CR)	86	584	16,623
OPTIMA BANK (CR)	5	17	476
OTE (CR)	2	3	851
P.P.A. S.A. (CR)	0	0	44
PIRAEUS BANK (CR)	259	2,402	52,012
PPC (CR)	249	1,857	22,315
QUEST HOLDINGS (CR)	10	38	219
TITAN (CB)	10	25	875
VIOHALCO SA/NV (CB)	36	175	2,280
Index Options	8	96	2,008
FTSE/Athex Large Cap	8	96	2,008
Stock Options	2	30	4,710
Allwyn AG (CR)	0	0	145
ALPHA BANK (CR)	0	0	2,010
NATIONAL BANK (CR)	0	0	335
OTE (CR)	2	30	288
PIRAEUS BANK (CR)	0	0	940
PPC (CR)	0	0	992
<b>Total Derivatives Traded</b>	<b>2,676</b>	<b>39,336</b>	<b>1,938,859</b>

Number of Outstanding Securities	Nominal Value	Dividends [1]			Date of Last Coupon		Note	Shares	Closing price	% change	Previous closing price/date	Open price	Price min	Price max	Last price	Avg price	Last Bid [7]	Last Ask [7]	P/E after tax	Year	Volume	Trades	Transactions Value[8]	Company Mkt Value (thou. €)	Year low	Year high	Sector[4]	
2023	2024	2025	Dividend [2]	Right																								
806,782,473	0.300	1.6123	1.4029	0.5	08/04/2026	25/06/2024	---	Allwyn AG (CR)	12.18	2.35 #	11.9	22/05/2026	12.1	12	12.18	12.18	12.087	116@12.18	1023@12.19	---	---	440,176	2,163	5,320,343.45	9,826,610.52	11.66	19.0367	40501020
2,315,261,358	0.290	0.026	0.0303	0.0485	01/12/2025	18/04/2017	---	ALPHA BANK (CR)	3.718	5.00 #	3.541	22/05/2026	3.66	3.649	3.725	3.718	3.697	200@3.71	10242@3.72	---	---	4,138,265	3,517	15,300,618.80	8,608,141.73	2.95	4.489	30101010
58,492,542	1.00	---	0.1	---	23/06/2025	27/01/2025	---	ALTER EGO MEDIA (CR)	5.49	-0.18 €	5.5	22/05/2026	5.5	5.44	5.57	5.49	5.494	350@5.47	264@5.49	---	---	75,203	199	413,173.54	321,124.06	4.88	6.425	40301035
36,353,868	1.00	0.1	0.11	---	01/07/2025	21/08/2023	---	AUSTRIACARD (CB)	9.59	0.21 #	9.57	22/05/2026	9.6	9.55	9.68	9.59	9.602	110@9.57	875@9.59	---	---	60,950	144	585,261.83	348,633.59	6.04	9.68	10101010
48,624,764	0.080	0.7	0.85	0.85	24/04/2026	05/12/2022	---	AUTOHELLAS SA (CR)	10.88	1.87 #	10.68	22/05/2026	10.72	10.72	10.98	10.88	10.898	196@10.86	100@10.94	---	---	17,158	194	186,988.40	529,037.43	10.54	13.44	40401030
1,867,802,694	0.300	---	---	---	30/05/2013	10/10/2023	---	BALLY'S INTRALOT (CR)	1.166	-0.09 €	1.167	22/05/2026	1.17	1.159	1.18	1.166	1.167	286@1.17	9943@1.17	---	---	1,521,093	716	1,775,430.41	2,177,857.94	0.822	1.18	40501020
435,962,305	0.100	---	0.48	0.7	25/05/2026	23/09/2024	---	BANK OF CYPRUS (CR)	9.2	-3.36 €	9.52	22/05/2026	9.3	9.2	9.3	9.2	9.241	100@9.20	107@9.21	---	---	363,460	979	3,358,732.47	4,010,853.21	7.94	9.975	30101010
212,384,903	0.08	0.14	---	---	24/06/2025	07/12/2016	---	CENERGY HOLDINGS (CB)	25.1	0.88 #	24.88	22/05/2026	25	24.78	25.3	25.1	25.075	229@25.10	641@25.20	---	2025	129,050	971	3,235,970.40	5,330,861.07	15.12	26.22	50202010
373,239,562	6.70	0.93	1.03	1.2	14/05/2026	29/04/2013	---	CC HBC AG (CR)	49.6	-0.30 €	49.75	22/05/2026	49.9	49.6	50.5	49.6	49.888	1186@49.60	2@49.65	---	---	11,893	106	593,323,908.51	682,682.28	42.5	55.75	45101020
1,993,012,407	0.050	---	---	---	04/06/2008	16/10/2024	---	CrediaBank (CR)	1.292	0.94 #	1.28	22/05/2026	1.308	1.286	1.31	1.292	1.294	119379@1.29	261511@1.29	---	---	5,083,710	3,223	6,578,261.53	2,574,972.03	0.871	1.722	30101010
3,631,510,801	0.220	0.0933	0.105	0.0468	06/11/2025	20/05/2019	---	EUROBANK (CR)	3.874	4.76 #	3.698	22/05/2026	3.829	3.822	3.9	3.874	3.855	10000@3.86	11915@3.88	---	---	4,330,479	3,456	16,694,687.73	4,068,472.84	3.162	4.392	30101010
51,889,670	1.00	0.12	0.15	---	27/06/2025	23/07/2019	---	FOURLIS (CR)	4.36	-0.46 €	4.38	22/05/2026	4.4	4.27	4.4	4.36	4.332	400@4.33	1979@4.37	---	---	159,880	528	692,580.06	226,238.96	4.04	4.98	40401010
305,635,185	2.18	0.9	0.75	0.2	19/01/2026	01/10/2003	---	HELLENIO ENERGY (CR)	9.895	1.18 #	9.78	22/05/2026	9.77	9.75	10.03	9.895	9.905	14@9.87	12@9.91	---	---	286,036	1,156	2,833,321.22	3,024,260.16	8.4	10.4	60101020
83,600,000	0.690	0.0504	0.1209	---	22/09/2025	02/07/2024	---	INTRACOM HOLDINGS (CR)	3.77	2.17 #	3.69	22/05/2026	3.76	3.68	3.79	3.77	3.75	1274@3.77	200@3.78	---	---	318,700	679	1,195,146.53	315,172.00	2.685	3.85	10101010
134,365,561	0.880	1.4726	0.5063	---	23/03/2026	05/03/2014	---	JUMBO SA (CR)	22.58	2.36 #	22.06	22/05/2026	22.28	22.2	22.76	22.58	22.541	50@22.56	723@22.58	---	---	246,505	1,417	5,556,537.80	3,033,974.37	21.22	28.7	40401010
176,736,715	0.300	---	---	---	30/05/2007	27/11/2019	---	LAMDA DEVELOPMENT SA (CR)	6.1	0.33 #	6.08	22/05/2026	6.15	6.1	6.2	6.1	6.128	21@6.10	431@6.11	---	---	213,040	971	1,305,565.80	1,078,093.96	5.85	7.76	35101010
169,043,561	0.300	---	0.02	---	17/07/2025	28/11/2022	---	LAVIPHARM SA (CR)	1.658	6.69 #	1.554	22/05/2026	1.58	1.58	1.69	1.658	1.639	600@1.65	80@1.68	---	---	183,126	214	300,182.33	280,274.22	0.937	1.724	20103015
143,022,980	1.00	---	---	---	04/08/2025	---	---	METLEN PLC (CR)	39.9	2.68 #	38.86	22/05/2026	39.9	39.2	40.08	39.9	39.786	232@39.84	2@39.94	---	---	224,098	2,256	8,916,059.86	5,706,616.90	31.9	47.68	65102000
126,502,434	0.500	0.0304	0.0302	---	15/05/2025	28/07/2021	---	PREMIA (CR)	1.384	0.14 #	1.382	22/05/2026	1.384	1.382	1.4	1.384	1.388	2000@1.38	1000@1.39	---	---	66,756	220	92,686.56	175,079.37	1.236	1.49	35102000
24,823,934	0.230	0.049	0.0647	---	01/07/2025	08/06/2022	---	PROFILE SA (CR)	7.5	0.67 #	7.45	22/05/2026	7.4	7.4	7.57	7.5	7.537	20@7.49	6190@7.50	---	---	96,314	165	725,958.39	186,179.51	6	8.12	10101010
70,029,804	1.00	---	---	---	15/05/2025	---	---	QUALCO GROUP (CR)	5.66	-1.39 €	5.74	22/05/2026	5.82	5.66	5.82	5.66	5.739	148@5.66	1021@5.74	---	---	50,339	188	288,902.78	396,368.69	5.08	6.73	10101015
35,377,749	0.280	---	---	---	18/07/2005	22/12/2025	---	QUALITY & RELIABILITY SA (CR)	1.276	1.27 #	1.26	22/05/2026	1.268	1.266	1.29	1.276	1.275	986@1.27	4500@1.28	---	---	70,599	130	89,993.72	45,142.01	1	1.43	10101010
78,325,475	0.85	3	---	---	30/06/2025	23/07/2019	---	TITAN (CB)	48.2	2.07 #	47.22	22/05/2026	48	47.88	48.3	48.2	48.084	78@48.20	8@48.22	---	---	80,194	1,196	3,856,085.14	3,775,287.90	42.6	59	50101030
259,189,761	0.12	0.16	---	---	24/06/2025	26/02/2016	---	VIOHALCO SA/NV (CB)	19.6	2.08 #	19.2	22/05/2026	19.84	19.26	19.84	19.6	19.537	53@19.58	2350@19.62	---	---	128,843	750	2,517,149.42	5,080,119.32	11.4	19.84	55102015
148,321,516	0.300	0.03	0.07	---	02/09/2025	22/01/2020	---	AVAX S.A. (CR)	3.545	2.16 #	3.47	22/05/2026	3.51	3.5	3.55	3.545	3.527	331@3.54	1898@3.55	---	---	240,219	414	847,247.51	525,799.77	2.79	3.735	50101010
232,000,000	2.12	0.0582	0.1207	0.1207	25/09/2025	19/06/2017	---	ADMIE (PTO) HOLDING S.A. (CR)	3.83	5.22 #	3.64	22/05/2026	3.685	3.685	3.88	3.83	3.803	440@3.81	3515@3.84	---	2025	742,312	1,147	2,822,798.94	888,560.00	2.76	3.88	65101015
90,167,100	0.500	0.7515	0.8041	0.903	28/04/2026	24/05/2021	---	AEGEAN AIRLINES (CR)	12.05	3.34 #	11.66	22/05/2026	11.98	11.97	12.28	12.05	12.115	2702@12.05	96@12.07	---	---	121,401	970	1,470,774.16	1,086,513.56	10.8	15.36	40501010
204,002,463	0.300	---	---	---	12/08/2008	07/01/2025	---	AKTOR S.A. HOLDING CO. (CR)	10.24	-1.54 €	10.4	22/05/2026	10.42	10.22	10.46	10.24	10.26	799@10.22	869@10.26	---	---	234,595	774	2,406,947.86	2,088,985.22	9.25	11.7	50101010
103,423,291	0.570	---	0.4134	---	25/06/2025	28/08/2024	---	GEK TERNA (CR)	42.9	5.67 #	40.6	22/05/2026	41.36	41.2	43.1	42.9	42.47	22@42.88	400@42.90	---	---	261,323	2,539	11,098,287.48	4,436,859.18	25.28	43.44	50101010
369,270,000	2.48	0.25	0.4	---	21/07/2025	12/12/2001	---	PPC (CR)	21.2	2.91 #	20.6	22/05/2026	20.96	20.8	21.3	21.2	21.142	200@21.14	16340@21.20	---	---	1,774,574	4,323	37,518,220.42	7,828,524.00	16.28	21.74	65101015
318,197,805	1.00	0.33	0.7862	0.6621	22/04/2026	07/02/2024	---	ATHENS INTL AIRPORT (CR)	10.15	---	10.15	22/05/2026	10.15	10.13	10.27	10.15	10.205	1930@10.14	63@10.17	---	2025	179,569	600	1,832,556.88	3,229,707.72	9.6705	11.9882	50206060
914,715,153	1.00	0.3643	0.4442	0.221	10/11/2025	29/08/2018	---	NATIONAL BANK (CR)	14.435	1.98 #	14.155	22/05/2026	14.4	14.4	14.65	14.435	14.481	549@14.44	158@14.44	---	---	652,829	2,392	9,453,383.80	3,203,913.23	12.06	16.005	30101010
27,728,682	0.260	(0.06)	0.065	---	14/07/2025	24/07/2024	---	EKTER SA (CR)	4.49	0.56 #	4.465	22/05/2026	4.48	4.445	4.5	4.49	4.477	575@4.46	1542@4.49	---	---	43,926	162	196,635.74	124,501.78	3.28	4.64	50101010
375,241,586	0.390	0.04	0.0901	---	26/06/2025	14/07/2006	---	ELVALHALCOR (CR)	5.07	2.42 #	4.95	22/05/2026	5.08	5.02	5.15	5.07	5.09	11391@5.07	180@5.10	---	---	280,223	783	1,426,259.47	1,902,474.84	3.21	5.63	55102015
348,192,005	0.040	---	---	0.5029	22/12/2025	24/03/2025	---	ELLAKTOR (CR)	1.456	6.75 #	1.364																	

## Daily Official List

Year: 147 Trading Day No: 94

## Section 2: Analytic Figures of Shares Transactions

Monday, 25 May, 2026

Number of Outstanding Securities	Nominal Value	Dividends [1]			Date of Last Coupon		Note	Shares	Closing price	% change	Previous closing price/date	Open price	Price min	Price max	Last price	Avg price	Last Bid [7]	Last Ask [7]	P/E after tax	Year	Volume	Trades	Transactions Value[8]	Company Mkt Value (thou. €)	Year low	Year high	Sector[4]
63,700,000	0.780	0.2313	0.3139	0.3952	04/05/2026	13/06/2018	---	GR. SARANTIS S.A. (CR)	15.36	4.49 #	14.7	22/05/2026	14.7	14.7	15.4	15.36	15.18 1061@15.34	100@15.40	---	---	35,059	408	532,206.86	978,432.00	12.92	15.74	45201020
221,322,426	1.15	(0.1467)	(0.19)	---	23/06/2025	09/07/2025	---	OPTIMA BANK (CR)	10.66	2.40 #	10.41	22/05/2026	10.71	10.66	10.89	10.66	10.747 70@10.65	30@10.67	---	---	278,515	1,165	2,993,112.60	2,359,297.06	7.59	10.89	30101010
1,235,953,028	0.930	0.0632	---	---	10/07/2024	03/06/2025	---	PIRAEUS BANK (CR)	8.746	2.80 #	8.508	22/05/2026	8.698	8.672	8.792	8.746	8.736 2260@8.74	3864@8.75	---	---	2,061,208	3,226	18,007,544.22	10,809,645.18	6.53	8.99	30101010

## Main Market - Medium Liquidity Class

13,126,020	0.660	0.1376	0.1713	---	16/12/2025	04/09/2020	---	AS COMPANY SA (CR)	4.815	-0.31 €	4.83	22/05/2026	4.9	4.8	4.9	4.81	4.83 26@4.80	450@4.82	---	---	19,519	66	94,285.05	63,201.79	3.62	4.9	40401030
14,000,000	1.95	0.26	0.5	---	24/06/2025	26/03/2024	---	ALPHA REAL ESTATE (CR)	7.34	---	7.34	22/05/2026	7.32	7.3	7.36	7.34	7.35 116@7.30	400@7.36	---	---	5,530	57	40,646.56	102,760.00	6.94	7.58	35101015
3,150,744	0.360	0.563	0.5842	---	27/05/2025	02/06/2020	---	ALPHA TRUST HOLDINGS (CR)	19.9	---	19.9	22/05/2026	19.95	19.9	19.95	19.9	19.917 100@19.80	1720@19.95	---	---	1,200	8	23,900.00	62,699.81	11.9	20	30202010
243,164,193	0.300	0.07	0.07	---	12/09/2025	05/12/2023	---	ATTICA HOLDINGS (CR)	1.63	0.99 #	1.614	22/05/2026	1.604	1.604	1.656	1.63	1.632 150@1.62	100@1.64	---	---	5,709	35	9,315.19	396,357.63	1.5	2.06	40501015
178,157,803	0.040	---	---	---	01/07/2008	21/02/2020	---	AVE (CR)	0.434	0.93 #	0.43	22/05/2026	0.433	0.43	0.435	0.435	0.434 500@0.432	2000@0.433	---	---	5,109	24	2,215.38	77,320.49	0.421	0.49	40301010
47,149,827	2.10	---	0.135	0.2	06/05/2026	27/12/2024	---	BRIQ PROPERTIES (CR)	3.05	-0.33 €	3.06	22/05/2026	3.06	3.05	3.07	3.05	3.059 9445@3.05	1371@3.07	---	---	25,655	33	78,484.95	143,806.97	2.86	3.16	35102000
101,123,806	0.360	---	---	---	22/07/2010	28/06/2011	---	CENTRIC HOLDINGS (CR)	0.308	0.98 #	0.305	22/05/2026	0.308	0.3	0.308	0.308	0.302 322@0.304	749@0.308	---	---	266,349	140	80,465.67	31,146.13	0.276	0.42	40203040
784,500	10.00	0.5008	0.4	0.15	02/12/2025	31/07/2018	---	CNL CAPITAL (CR)	6.75	-2.17 €	6.9	22/05/2026	6.85	6.75	6.85	6.75	6.8 100@6.75	80@6.80	---	2025	320	4	2,176.00	5,295.38	6.3	7.6	30202010
10,567,700	0.300	---	---	---	06/10/2005	13/02/2002	---	CPI SA (CR)	0.544	4.61 #	0.52	22/05/2026	0.528	0.528	0.55	0.548	0.54 2000@0.510	60@0.544	---	---	3,720	9	2,007.52	5,748.83	0.442	0.646	10102030
18,680,300	0.050	---	---	---	06/07/2022	---	---	DIMAND (CR)	13	-2.26 €	13.3	22/05/2026	13.3	12.9	13.35	13	13.058 104@12.90	274@12.95	---	---	10,086	57	131,698.50	242,843.90	10.95	13.5	35101010
15,583,480	0.100	---	0.04	---	07/07/2025	02/02/2026	---	E.I.N.S. (CR)	1.814	---	1.814	22/05/2026	1.828	1.8	1.832	1.814	1.815 55@1.81	10@1.82	---	---	41,770	102	75,824.30	28,268.43	1.38	2.115	50205020
60,348,000	0.420	0.2504	0.3025	---	23/06/2025	04/08/2021	---	EURONEXT ATHENS (CR)	7.25	-0.69 €	7.3	22/05/2026	7.37	7.05	7.37	7.25	7.273 396@7.25	1000@7.29	---	---	17,642	168	128,316.51	437,523.00	5.72	7.43	30202015
121,168,897	0.040	---	---	---	07/07/2010	16/01/2024	5160	FRIGOGLASS SA (CR)	0.369	2.22 #	0.361	22/05/2026	0.344	0.344	0.369	0.369	0.361 295@0.368	1000@0.370	---	2024	28,131	43	10,168.76	44,711.32	0.291	0.5	50204000
56,003,921	1.55	---	---	---	30/08/1993	29/01/2026	---	IDEAL HOLDINGS (CR)	6.84	0.44 #	6.81	22/05/2026	6.76	6.76	6.89	6.84	6.824 160@6.80	3192@6.84	---	---	63,298	228	431,944.52	383,066.82	5.3	6.9	10102030
4,740,000	0.860	---	---	---	14/03/2003	---	---	LOGISMOS S.A. (CR)	2.12	---	2.12	22/05/2026	---	---	---	---	200@2.04	850@2.10	---	2025	---	---	---	10,048.80	1.96	2.58	10101015
17,120,280	0.940	0.12	0.3	---	26/05/2025	26/06/2023	---	LOULIS FOOD (CR)	3.81	1.87 #	3.74	22/05/2026	3.78	3.74	3.81	3.81	3.777 100@3.73	200@3.84	---	---	1,515	16	5,721.50	65,228.27	3.42	4.1	45102020
4,419,616	1.58	0.06	0.13	---	07/07/2025	04/03/2015	---	MEDICON S.A. (CR)	2.63	2.34 #	2.57	22/05/2026	2.63	2.58	2.63	2.63	2.592 900@2.55	120@2.63	---	---	260	3	673.80	11,623.59	2.32	2.75	20102010
468,700	2.8	2.4	---	---	12/06/2025	21/05/2004	---	MERMEREN KOMB. A.D. PR. (GDR)	32.4	3.18 #	31.4	22/05/2026	34.4	31	34.4	32.8	32.373 20@31.20	750@32.40	---	2025	150	8	4,856.00	15,185.88	30.2	36.2	55102000
10,500,000	0.950	0.15	0.25	---	04/07/2025	21/07/2023	---	MEVACO SA (CR)	8.7	---	8.7	22/05/2026	8.7	8.5	8.8	8.7	8.562 200@8.56	180@8.70	---	2025	5,895	19	50,474.44	91,350.00	8.2	9.85	55102015
31,400,000	0.400	---	---	---	26/04/2007	10/05/2023	---	MIG (CR)	3.25	---	3.25	22/05/2026	3.27	3.24	3.28	3.25	3.264 65@3.25	117@3.26	---	---	4,229	99	13,803.55	102,050.00	2.82	3.85	30202000
153,908,095	0.870	0.0229	0.0248	0.0303	15/05/2026	02/08/2024	---	ORILINA PROPERTIES REIC (CR)	0.836	0.72 #	0.83	22/05/2026	0.83	0.83	0.84	0.836	0.836 9601@0.836	150@0.840	---	---	28,829	76	24,113.03	128,667.17	0.77	0.888	35102000
14,101,683	0.100	0.0526	0.1091	---	03/06/2025	02/11/2021	---	PERFORMANCE TECHNOLOGIES (CR)	9.38	0.86 #	9.3	22/05/2026	9.35	9.28	9.4	9.38	9.373 100@9.37	3200@9.38	---	---	7,676	21	71,946.48	132,273.79	6.62	9.69	10101010
107,222,688	0.440	0.22	0.3	---	23/06/2025	16/03/2022	---	QUEST HOLDINGS (CR)	7.18	1.84 #	7.05	22/05/2026	7.09	7.09	7.2	7.18	7.112 1151@7.16	10@7.19	---	---	43,076	228	306,376.22	769,856.90	6.07	7.22	10101010
30,703,824	0.400	0.04	0.0509	---	19/08/2025	06/08/2021	---	REAL CONSULTING (CR)	6.56	2.50 #	6.4	22/05/2026	6.42	6.26	6.58	6.56	6.428 101@6.56	7859@6.58	---	---	61,247	112	393,717.88	201,417.09	4.95	6.7	10101010
6,456,530	1.08	0.16	0.15	---	21/07/2025	02/08/2010	---	SPACE HELLAS SA (CR)	6.54	1.24 #	6.46	22/05/2026	6.48	6.38	6.56	6.54	6.457 100@6.44	132@6.54	---	---	2,926	43	18,893.08	42,225.71	5.92	8.48	15101010
121,750,863	1.60	0.08	0.1	0.0651	30/12/2025	10/11/2023	---	TRADE ESTATES REIC (CR)	2.055	3.27 #	1.99	22/05/2026	1.994	1.986	2.07	2.055	2.015 30@2.04	2250@2.07	---	---	101,967	143	205,446.34	250,198.02	1.81	2.07	35102045
17,513,933	0.300	---	---	---	16/11/1992	09/10/2025	---	UNIBIOS (CR)	2.605	0.58 #	2.59	22/05/2026	2.59	2.565	2.63	2.61	2.601 1000@2.59	3261@2.61	---	---	8,839	32	22,985.82	45,623.80	2.13	2.97	50204000
37,975,800	0.600	---	---	---	10/09/2019	01/04/2026	---	YKNOT (CR)	1.41	2.55 #	1.375	22/05/2026	1.38	1.365	1.425	1.41	1.391 2060@1.41	3000@1.42	---	---	189,602	285	263,768.64	53,545.88	0.7326	1.7394	40501015
32,413,681	0.370	---	---	---	15/07/2009	11/05/2000	---	ALUMIL (CR)	5.97	2.58 #	5.82	22/05/2026	5.82	5.77	6	5.97	5.936 200@5.95	1331@5.97	---	---	17,879	87	106,124.22	193,509.68	5	6.88	55102035
3,734,164	3.44	0.4954	0.5896	0.4204	25/05/2026	19/07/2022	---	ANDROMEDA SA (CR)	8.46	-3.86 €	8.8	22/05/2026	8.64	8.42	8.64	8.48	8.481 40@8.44	360@8.48	---	2025	8,619	61	73,101.50	31,591.03	7.58	9.1	30204000
23,986,500	1.00	---	---	---	26/06/2009	25/08/2025	---	BIOKARPET S.A.(CR)	1.666	1.34 #	1.644	22/05/2026	1.668	1.63	1.67	1.666	1.646 500@1.65	902@1.66	---	---	16,970	53	27,930.02	39,961.51	1.45	2.06	50101035
6,325,000	0.600	0.145	0.07	---	28/07/2025	17/02/2014	---	VOYATZOGLOU (CR)	2.09	0.48 #	2.08	22/05/2026	2.09	2.09	2.09	2.09	2.09 100@2.08	290@2.10	---	---	1,050	8	2,194.50	13,219.25	1.96	2.44	50205010
24,060,000	0.300	0.075	0.075	---	17/06/2025	01/07/2019	---	GEN. COMMERCIAL & IND.SA (CR)	2.27	0.89 #	2.25	22/05/2026	2.26	2.22	2.27	2.27	2.254 590@2.23	58@2.27	---	2025	6,007	37	13,541.80	54,616.20	2.01	2.52	50205010
15,000,000	0.300	---	---	---	06/07/2007	18/07/2000	---	DAIOS PLASTICS SA (CR)	10.8	6.93 #																	

Number of Outstanding Securities	Nominal Value	Dividends [1]			Date of Last Coupon		Note	Shares	Closing price	% change	Previous closing price/date	Open price	Price min	Price max	Last price	Avg price	Last Bid [7]	Last Ask [7]	P/E after tax	Year	Volume	Trades	Transactions Value[8]	Company Mkt Value (thou. €)	Year low	Year high	Sector[4]	
		2023	2024	2025	Dividend [2]	Right																						
34,720,000	0.310	---	---	---	16/06/2010	01/08/2007	---	DROMEAS SA (CR)	0.305	-1.29	€ 0.309	22/05/2026	0.307	0.302	0.31	0.302	0.305	100@0.303	150@0.305	---	---	15,246	25	4,656.07	10,589.60	0.295	0.39	40202015
13,673,200	0.420	0.05	0.05	---	19/08/2025	26/07/2001	---	EVROFARMA (CR)	3.86	0.26	# 3.85	22/05/2026	3.95	3.77	3.95	3.86	3.84	100@3.80	100@3.87	---	---	1,939	53	7,446.56	52,778.55	3.02	4.07	45102020
18,146,007	1.00	---	---	---	23/08/2023	10/09/2010	---	ELASTRON (CR)	2.55	4.51	# 2.44	22/05/2026	2.45	2.36	2.55	2.55	2.489	972@2.50	2240@2.56	---	---	80,628	178	200,651.41	46,272.32	2.02	2.65	55102010
23,828,130	0.500	0.108	0.1366	---	14/07/2025	17/02/2009	---	ELINOIL S.A. (CR)	2.14	-0.47	€ 2.15	22/05/2026	2.18	2.08	2.18	2.14	2.098	22@2.12	5999@2.14	---	---	16,977	36	35,625.60	50,992.20	2.07	2.59	60101020
19,864,886	5.60	0.672	0.672	0.672	23/04/2026	02/07/2008	---	BANK OF GREECE (CR)	14.75	-0.67	€ 14.85	22/05/2026	14.8	14.65	14.9	14.8	14.736	11@14.75	373@14.80	---	2025	4,466	52	65,811.30	293,007.07	14.55	17.5	30101010
26,730,187	0.520	---	0.07	---	09/07/2025	01/08/2017	---	ELTON SA (CR)	1.835	0.55	# 1.825	22/05/2026	1.85	1.81	1.85	1.84	1.836	1730@1.84	930@1.84	---	---	24,520	51	45,028.55	49,049.89	1.62	2.22	50205010
36,300,000	1.12	0.0276	0.055	---	01/07/2025	12/12/2007	---	THESSALONIKA WATER & SEWERAGE	4.23	1.20	# 4.18	22/05/2026	4.22	4.175	4.23	4.23	4.212	105@4.20	64@4.25	---	---	15,173	65	63,913.04	153,549.00	3.4	4.38	65102030
143,352,325	0.260	---	---	---	29/08/2022	28/04/2025	---	EVROPI HOLDINGS S.A. (CR)	2.105	2.18	# 2.06	22/05/2026	2.095	2.08	2.12	2.105	2.099	6000@2.10	33665@2.11	---	---	225,460	228	473,334.37	301,756.64	1.77	2.34	30302025
86,735,980	0.310	0.02	---	---	22/07/2024	07/09/2023	---	ATHENS MEDICAL CENTER SA (CR)	1.775	0.28	# 1.77	22/05/2026	1.77	1.76	1.8	1.775	1.77	2@1.76	133@1.80	---	---	4,557	23	8,066.11	153,956.36	1.565	2.07	20101010
114,320,400	0.100	---	---	---	26/11/2021	05/08/2019	---	IKTINOS HELLAS SA (CR)	0.363	1.40	# 0.358	22/05/2026	0.352	0.352	0.363	0.363	0.357	26@0.361	238@0.363	---	---	38,262	85	13,646.48	41,498.31	0.302	0.4535	50101035
14,111,198	0.450	(0.0133)	0.07	---	31/07/2025	09/01/2025	---	ILYDA S.A. (CR)	4.33	4.09	# 4.16	22/05/2026	4.2	4.195	4.435	4.33	4.334	35@4.29	349@4.33	---	2025	14,107	88	61,142.00	61,101.49	3.74	5.52	10101015
3,417,600	0.100	0.016	---	---	04/07/2024	02/04/2024	---	INTERWOOD-XYLEMPORIA (PR)	0.414	-1.43	€ 0.42	22/05/2026	0.452	0.41	0.452	0.414	0.411	256@0.408	45@0.414	---	---	4,249	18	1,745.95	13,723.00	0.4	0.76	50101020
45,417,399	0.100	---	---	---	25/07/2008	02/04/2024	---	INTERWOOD-XYLEMPORIA (CR)	0.271	-1.81	€ 0.276	22/05/2026	0.276	0.271	0.287	0.271	0.278	1720@0.271	2500@0.280	---	---	30,930	39	8,596.29	13,723.00	0.201	0.295	50101020
18,567,912	0.590	0.16	0.201	---	02/07/2025	26/01/2021	---	INTERLIFE G.C.I.(CR)	6.72	---	~ 6.72	22/05/2026	6.7	6.66	6.74	6.72	6.711	89@6.66	5@6.72	---	2025	6,126	39	41,114.00	124,776.37	5.56	7	30302025
8,424,900	0.500	---	---	---	12/07/2010	04/07/2019	---	INTERTECH SA (CR)	1.475	2.43	# 1.44	22/05/2026	1.465	1.415	1.485	1.475	1.468	2500@1.40	7@1.48	---	2025	2,364	38	3,470.43	12,426.73	0.99	1.615	50205010
2,760,000	11.83	12.4	14	---	30/05/2025	16/07/1990	---	KARELIA (CR)	4.23	0.24	# 4.22	22/05/2026	4.23	4.22	4.25	4.24	423.116	1@423.00	7@431.00	---	---	371	35	156,976.00	1,167,480.00	354	434	45103010
19,804,134	0.150	---	---	---	01/07/2004	06/11/2017	---	KEKROPS SA (CR)	2.1	2.44	# 2.05	22/05/2026	2.06	2.05	2.14	2.1	2.094	1@2.09	2300@2.10	---	2025	33,123	88	69,347.60	41,588.68	1.53	2.35	35101010
11,510,102	0.890	---	---	---	24/06/2005	06/10/1999	---	NAFPAKTOS TEXTILE (CR)	1.26	-0.79	€ 1.27	22/05/2026	1.27	1.205	1.28	1.26	1.244	145@1.21	136@1.26	---	---	1,130	14	1,405.63	14,502.73	1.175	1.69	55101020
21,224,340	0.420	---	---	---	06/09/2022	25/04/2006	---	KORDELLOS BROS SA (CR)	0.446	3.72	# 0.43	22/05/2026	0.418	0.418	0.447	0.446	0.443	755@0.419	499@0.446	---	2025	402	9	177.90	9,466.06	0.366	0.554	55102010
33,065,136	0.380	0.3506	0.4007	---	21/08/2025	16/09/2013	---	KRI-KRI S.A. (CR)	24.4	0.83	# 24.2	22/05/2026	24.35	24.2	24.55	24.4	24.41	551@24.20	22@24.40	---	2025	12,231	62	298,553.50	806,789.32	19.18	26.15	45102020
6,200,000	0.500	---	---	---	22/06/2010	01/11/1995	---	MINERVA KNITWEAR (CR)	0.55	-4.35	€ 0.575	22/05/2026	0.565	0.545	0.565	0.55	0.56	499@0.550	250@0.575	---	---	902	5	505.10	3,410.00	0.473	0.772	40204020
5,939,268	0.620	---	---	---	10/07/2003	03/01/2002	---	LANAKAM SA (CR)	1.44	-13.77	€ 1.67	22/05/2026	1.4	1.4	1.49	1.44	1.423	35@1.38	1500@1.45	---	---	1,113	22	1,583.64	8,552.55	0.96	1.67	40401020
9,819,370	0.500	---	---	---	14/08/2007	09/01/2004	---	MATHIOS REFRACTORY SA (CR)	0.685	1.48	# 0.675	22/05/2026	0.67	0.665	0.69	0.685	0.676	35@0.675	26@0.685	---	---	291	13	196.74	6,726.27	0.59	0.97	55101000
30,150,000	0.360	0.122	0.1335	---	17/06/2025	25/04/2019	---	MOTODYNAMICS S.A. (CR)	2.57	1.98	# 2.52	22/05/2026	2.54	2.5	2.58	2.58	2.554	350@2.54	1489@2.58	---	---	15,825	47	40,409.92	77,485.50	2.23	2.7	40401030
126,431,958	2.50	0.025	0.043	---	03/06/2025	05/06/2024	---	NOVAL PROPERTY REIC (CR)	2.6	---	~ 2.6	22/05/2026	2.6	2.58	2.66	2.62	2.598	51@2.60	1715@2.65	---	2025	25,304	66	65,728.69	328,723.09	2.51	2.92	35102045
10,080,000	3.00	1.3	2	2.2	14/05/2026	27/08/2001	---	TPA SA (CR)	37.6	1.08	# 37.2	22/05/2026	37.2	37	38	37.6	37.582	360@37.10	1148@37.60	---	---	4,518	40	169,797.50	379,008.00	33.2	40.2	50206060
25,000,000	2.00	1.336	1.92	---	04/08/2025	08/08/2003	---	P.P.A. S.A. (CR)	36.8	-2.13	€ 37.6	22/05/2026	37.65	36.65	37.9	36.8	37.189	35@36.70	100@37.10	---	2025	8,959	304	333,174.65	920,000.00	35.4	41.1	50206060
68,926,799	0.240	---	---	---	07/07/2023	---	---	ONYX TOURISTIKI S.A. (CR)	1.6	-1.24	€ 1.62	22/05/2026	1.62	1.574	1.62	1.6	1.588	250@1.58	2400@1.60	---	---	17,609	55	27,960.78	110,282.88	1.33	2.22	40401020
4,971,466	1.46	---	---	---	04/07/2007	08/10/2003	---	PAIRIS SA (CR)	0.77	1.32	# 0.76	22/05/2026	0.76	0.76	0.79	0.77	0.764	201@0.760	3261@0.770	---	---	8,206	34	6,266.58	3,828.03	0.6	0.984	50203030
27,098,594	0.540	0.0702	0.0605	0.0909	21/04/2026	14/01/2021	---	PAPOUTSANIS (CR)	3.49	0.58	# 3.47	22/05/2026	3.51	3.4	3.59	3.49	3.475	600@3.42	238@3.50	---	2025	14,561	115	50,593.67	94,574.09	3.32	4.06	45201020
7,070,400	0.930	0.8645	0.3242	---	11/07/2025	06/05/2016	---	PETROPOULOS PETROS (CR)	8.08	---	~ 8.08	22/05/2026	8.06	8.02	8.08	8.08	8.066	50@8.04	980@8.08	---	---	3,160	16	25,489.80	57,128.83	7.58	8.98	50206015
43,741,452	0.660	0.2388	0.2391	0.07	19/01/2026	01/11/1999	---	THRACE PLASTICS SA (CR)	4.175	1.09	# 4.13	22/05/2026	4.185	4.16	4.215	4.175	4.185	240@4.17	2190@4.18	---	---	35,375	164	148,033.99	182,620.56	3.55	4.535	50203015
21,912,599	0.300	0.0485	0.0483	---	29/04/2025	23/02/2007	---	REVOIL (CR)	1.655	0.30	# 1.65	22/05/2026	1.65	1.64	1.675	1.655	1.663	721@1.64	738@1.66	---	---	12,679	47	21,080.72	36,265.35	1.535	1.86	60101020
13,582,223	1.35	---	---	---	24/06/2008	02/02/2016	---	SIDMA STEEL (CR)	1.66	---	~ 1.66	22/05/2026	1.62	1.62	1.67	1.67	1.659	100@1.63	45@1.68	---	---	4,060	27	6,737.40	22,546.49	1.455	2.12	55102010
40,693,350	5.00	---	---	---	03/07/2006	26/05/2015	---	TECHNICAL OLYMPIC SA (CR)	2.42	1.26	# 2.39	22/05/2026	2.4	2.37	2.44	2.43	2.413	1297@2.41	102@2.43	---	---	14,624	42	35,288.64	98,477.91	2.12	2.61	50206030
3,048,000	0.300	---	---	---	06/07/2007	01/06/2021	---	TZIRAKIAN PROFIL (CR)	1.97	0.25	# 1.965	22/05/2026	1.92	1.89	1.													

Number of Outstanding Securities	Nominal Value	Dividends [1]			Date of Last Coupon		Note	Shares	Closing price	% change	Previous closing price/date	Open price	Price min	Price max	Last price	Avg price	Last Bid [7]	Last Ask [7]	P/E after tax	Year	Volume	Trades	Transactions Value[8]	Company Mkt Value (thou. €)	Year low	Year high	Sector[4]	
		2023	2024	2025	Dividend [2]	Right																						
11,943,624	0.540	0.15	0.165	---	01/07/2025	30/08/2019	---	FLEXOPACK SA (CR)	8.1	2.53 #	7.9	22/05/2026	7.75	7.75	8.1	8.1	8.031	42@7.95	500@8.30	---	---	1,839	11	14,768.15	96,743.35	7.4	8.6	50203030
394,737,498	0.500	0.02	0.03	0.04	26/03/2026	28/12/2023	---	TRASTOR REAL EST. INV. CO.(CR)	0.984	-1.01 €	0.994	22/05/2026	0.996	0.976	0.996	0.984	0.987	7516@0.984	3401@0.990	---	2025	215,277	301	212,398.71	388,421.70	0.976	1.42	35102000
15,300,000	0.300	---	0.01	---	09/10/2025	13/12/1999	---	ATTICA PUBLICATIONS SA (CR)	1.265	2.02 #	1.24	22/05/2026	1.26	1.24	1.285	1.24	1.263	148@1.24	50@1.27	---	---	960	13	1,212.80	19,354.50	1.17	1.44	40301030
18,810,000	0.400	0.0381	0.0591	---	20/10/2025	14/11/2007	---	VARVERIS - MODA BAGNO SA (CR)	6.7	-2.33 €	6.86	22/05/2026	6.8	6.66	6.84	6.7	6.718	4@6.68	100@6.86	---	---	2,831	37	19,018.54	126,027.00	5.16	7.06	40401025
3,307,500	0.210	0.4	0.4	---	23/10/2025	30/11/2022	---	ELVE SA (CR)	5.8	---	5.8	22/05/2026	---	---	---	---	1000@5.75	123@6.00	---	2025	---	---	---	---	19,183.50	5	6.15	40204020
21,364,000	1.12	---	---	---	21/08/2023	08/03/2023	---	LAMPASA HOTEL SA (CR)	46.6	---	46.6	22/05/2026	46.6	46.6	46.6	46.6	46.6	51@46.60	50@47.40	---	---	5	1	233.00	995,562.40	42.2	48.4	40501025
38,566,614	0.500	---	---	---	21/07/2008	07/07/2025	---	MOUZAKIS (CR)	0.484	---	0.484	22/05/2026	---	---	---	---	950@0.480	---	---	---	---	---	---	---	18,666.24	0.48	0.69	55101020
42,500,000	1.00	0.0383	0.0538	0.3714	06/05/2026	13/09/2023	---	MPLE KEDROS (CR)	4.42	0.23 #	4.41	22/05/2026	4.42	4.4	4.42	4.4	4.42	349@4.40	800@4.44	---	---	2,001	23	8,844.40	187,850.00	4.23	4.51	35102000
6,340,000	0.600	0.2	0.23	0.23	09/12/2025	11/01/2024	---	NAKAS MUSIC	3.44	-1.71 €	3.5	22/05/2026	3.44	3.42	3.54	3.44	3.434	10@3.44	138@3.54	---	---	1,182	14	4,059.04	21,809.60	3.24	3.92	40401030
27,379,200	0.980	0.5001	0.52	---	25/08/2025	29/08/2022	---	CRETE PLASTICS SA (CR)	15.5	3.33 #	15	22/05/2026	15.3	15.3	15.5	15.3	15.374	266@15.30	50@15.60	---	---	203	5	3,120.90	424,377.60	13.2	15.9	50203015
255,494,534	2.71	0.247	0.705	0.216	15/12/2025	30/09/2021	---	PRODEA (CR)	5.7	0.88 #	5.65	22/05/2026	5.7	5.65	5.7	5.7	5.679	3932@5.65	8023@5.70	---	---	7,261	29	41,236.00	1,456,318.84	5.2	6.5	35102000
4,181,450	0.500	---	---	---	21/08/2000	05/03/2002	---	FLOUR MILLS SARANTOPOULOS SA	1.48	---	1.48	22/05/2026	---	---	---	---	---	---	---	---	---	---	---	---	6,188.55	1.12	1.74	45102020

## Exchange Traded Funds (ETFs)

1,405,078	---	---	---	---	15/06/2016	---	---	ALPHA ETF FTSE Athex Large Cap	59.85	2.31 #	58.5	22/05/2026	59.68	59.55	60	59.85	59.777	67@59.60	627@60.00	---	---	1,691	87	101,082.80	---	51.03	66.71	12003
-----------	-----	-----	-----	-----	------------	-----	-----	--------------------------------	-------	--------	------	------------	-------	-------	----	-------	--------	----------	-----------	-----	-----	-------	----	------------	-----	-------	-------	-------

## Surveillance

8,321,682	0.670	---	---	---	17/08/2007	23/11/1999	---	N. LEVENTERIS (CR)	0.278	---	0.278	22/05/2026	---	---	---	---	---	---	11617@0.278	---	2025	---	---	---	2,708.80	0.252	0.32	55102010	
2,160,524	0.670	---	---	---	03/12/2018	23/11/1999	---	N. LEVENTERIS (PR)	0.183	---	0.183	22/05/2026	---	---	---	---	---	---	1374@0.185	---	2025	---	---	---	---	2,708.80	0.165	0.2	55102010
24,319,250	0.300	---	---	---	09/07/2002	04/07/2007	5165	PROODEFTIKH SA (CR)	0.218	0.93 #	0.216	22/05/2026	0.216	0.216	0.218	0.218	0.217	10123@0.216	16000@0.224	---	---	42,764	20	9,296.55	5,301.60	0.216	0.5	50101010	

## Suspension Status

13,191,620	0.620	---	---	---	04/08/2010	09/09/2002	5232	YALCO - CONSTANTINOU (CR)	0.16	---	0.16	30/05/2025	---	---	---	---	---	---	26032@0.162	---	---	---	---	---	2,110.66	0.16	0.16	40202020	
17,579,754	4.16	---	---	---	18/08/2006	02/08/2010	---	BIOTER SA (CR)	0.206	---	0.206	30/05/2025	---	---	---	---	---	---	---	---	---	---	---	---	---	3,621.43	0.206	0.206	50101010
3,961,300	1.28	---	---	---	29/06/2004	03/08/2000	5248	DUROS SA (CR)	0.25	---	0.25	24/04/2023	---	---	---	---	---	---	---	---	---	---	---	---	---	990.33	0.25	0.25	40204020
15,842,391	1.51	---	---	---	15/07/2009	12/05/2000	5141	BITROS HOLDING SA (CR)	0.51	---	0.51	30/05/2025	---	---	---	---	---	---	---	---	---	---	---	---	---	8,079.62	0.51	0.51	55102010
28,438,268	0.070	---	---	---	21/08/2006	24/11/1999	5253	SPIROY AGRICULTURE SA (CR)	0.138	---	0.138	30/05/2025	---	---	---	---	---	---	---	---	---	---	---	---	---	3,924.48	0.138	0.138	45102010

## Shares' Notes

Code	Note text
( )	- Adjusted dividends.
*	- Last adjusted closing price.
[1]	- Net dividends.
[2]	- The "Date of Last Coupon" for New listings refers to the date company's stocks started to trade in Athex
[3]	- The Company Market Value is referred to the number of outstanding shares
[4]	- Sectors codification can be found in Appendix A
[5]	- The Market Value refers to the total number of shares listed (including their several classes) in the exchange by the company.
[6]	- P/E greater than 100
[7]	- Last view of the Order Book before the end of the trading session
[8]	- All Blocks Methods' Transactions Value are included.
5141	- Transfer to the Surveillance Category as of 10/05/2017.
5160	- Transfer to the Surveillance Category as of 15/04/2016.
5165	- Transfer to the Surveillance Category as of 15/02/2018.
5193	- Transfer to the Surveillance Category as of 25/10/2018.
5232	- Transfer to the Under Surveillance Category from 08/04/2011.
5248	- Transfer to the Surveillance Category as of 06/09/20116.
5253	- Transfer to the Surveillance Category as of 14/5/2021.

### Securities Blocks Details

Securities	Block Volume	Price	Block Trade Value	Time of approval	Note
PPC (CR)	97,347	20.96	2,040,393.12	10:32:01	20
PROFILE SA (CR)	16,000	7.60	121,600.00	10:53:38	20
PROFILE SA (CR)	14,000	7.60	106,400.00	10:54:53	20
ATHENS INTL AIRPORT (CR)	100,000	10.21	1,021,000.00	13:28:48	20
OPTIMA BANK (CR)	83,801	10.75	900,441.75	15:50:13	20
EUROBANK (CR)	650,000	3.86	2,505,750.00	16:16:04	20
ATTICA HOLDINGS (CR)	255	1.70	433.50	16:24:43	18
PIRAEUS BANK (CR)	166,897	8.74	1,458,345.99	17:14:49	20

### Blocks Notes

- 9 - Method 6-1 / Special Fees
- 10 - Method 6-1 / Special Fees, SDS
- 14 - Method 6-3 / Settlement, Incomplete Buy and Sell
- 18 - Method 6-2 / SPOT 1
- 19 - Method 6-2 / SPOT 2
- 20 - Method 6-1 and Method 6-1 Same Day Settlement
- 21 - Other Pre-agreed

## Shares Rights Details

Occured date	Exercise from	Exercise until	Trading until	Rights	Price min	Price max	Closing price	Last Bid	Last Ask	Volume	Trades	Transactions Value
--------------	---------------	----------------	---------------	--------	-----------	-----------	---------------	----------	----------	--------	--------	--------------------

No Rights Transactions.

### Forced Sales Details

Securities	Category of Security	Transactions Volume	Number of Trades	Transactions Value	Note
NATIONAL BANK (CR)	Stocks	20	1	288.70	1
OTE (CR)	Stocks	18	1	333.54	1
ALPHA REAL ESTATE (CR)	Stocks	40	1	293.60	1

### Forced Sales Notes

- 1 - Compulsory Public Forced Sales
- 2 - Forced Sales of Fixed Registered Shares
- 3 - Forced Sales of Remaining Fractional Shares

## Exchange Traded Funds (ETFs) Characteristics

	Transactions Date (T)	Creation / Redemption	Units (T-1)	New Units (T-1)	Redemption Units (T-1)	Units (T) [1]	Fund Assets [2]	Net Unit Price	Dividend per Unit	Dividend Date
ALPHA ETF FTSE Athex Large Cap	25/05/2026	5,000	1,380,078	25,000	---	1,405,078	81,860,040.00	58.2601	1.15	01/07/2025

## ETFs Notes

[1] - Units (T) = Units (T-1) + New Units (T-1) - Redemption Units (T-1)

[2] - The Creation / Redemption Units of T-1 are included.

## Non Convertible Corporate Bonds - Regulated Market

Num Listed Bonds	Nominal price	Issue price	Today's Rate	Exp. Date	Duration (years)	Note	Coupon		Trading Unit	Corporate Bonds	Accrued Int.	Yield.T.Mat	Price min	Price max	Closing price	Previous closing price/date	Volume	Transactions Value	Last order		Date	ear min	Year max	
							Common	Preferred											Price	Buy / Sell				
250,000	1,000.00	1,000.00	3.75	25/02/2033	7	---	1	---	1	CAPITAL CLEAN ENERGY CARRIERS CORP. (Non Convert)	9.4792	4.1180	97.5000	97.9999	97.8296	97.9000	22/05/2026	182,000	179,775.09	97.6500	B	25/05/2026	95.0002	99.9895
320,000	1,000.00	1,000.00	3.40	21/07/2027	7	---	12	---	1	LAMDA DEVELOPMENT S.A. (Non Convertible)	11.9000	3.1680	98.6601	99.5600	99.5400	99.6000	22/05/2026	62,000	62,031.31	98.9700	B	25/05/2026	97.5000	100.0000
200,000	1,000.00	1,000.00	1.90	23/03/2028	7	---	11	---	1	MOTOR OIL CORINTH REFINERIES SA (Non Convertible)	3.4306	3.4520	96.6500	96.7000	96.6935	96.2440	22/05/2026	23,000	22,318.40	96.6500	B	25/05/2026	95.0000	98.0000
150,000	1,000.00	1,000.00	2.60	22/10/2026	7	---	14	---	1	TERNA ENERGY FINANCE S.A. (Non Convertible)	2.5278	3.2510	99.5000	99.5000	99.5000	99.7300	22/05/2026	2,000	1,995.06	99.6000	B	25/05/2026	98.4189	99.9552
100,000	1,000.00	1,000.00	2.80	25/01/2027	5	---	9	---	1	PREMIA S.A. (Non Convertible)	9.4111	4.5160	---	---	---	98.5000	21/05/2026	---	---	98.6000	B	25/05/2026	97.7000	99.5000
500,000	1,000.00	1,000.00	4.00	10/07/2030	7	---	6	---	1	METLEN ENERGY & METALS S.A. (Non Convertible)	15.0000	3.6390	99.5200	100.2800	99.7690	100.0000	22/05/2026	139,000	140,763.97	100.0000	B	25/05/2026	98.3000	101.4000
99,697	1,000.00	1,000.00	5.50	15/12/2028	5	---	5	---	1	IDEAL HOLDINGS S.A. (Non Convertible)	24.9028	3.7710	102.8000	103.1000	102.8750	103.1000	22/05/2026	4,000	4,214.61	102.4000	B	25/05/2026	101.4645	104.1000
500,000	1,000.00	1,000.00	3.80	18/11/2032	7	---	2	---	1	LAMDA DEVELOPMENT S.A. (Non convertible)	0.9500	4.0660	98.2000	98.8000	98.2000	98.0860	22/05/2026	102,000	100,596.90	98.0000	B	25/05/2026	96.6500	99.9999
140,000	1,000.00	1,000.00	4.70	15/12/2030	5	---	1	---	1	AKTOR S.A. (Non convertible)	21.2806	3.8190	---	---	---	103.1500	21/05/2026	---	---	101.7012	B	25/05/2026	100.6000	103.4900
500,000	1,000.00	1,000.00	2.75	03/07/2027	7	---	12	---	1	GEK TERNA S.A. (Non Convertible)	10.8472	3.3750	98.7000	98.8000	98.7238	98.4600	22/05/2026	61,000	60,883.18	98.6000	B	25/05/2026	97.7500	99.5000
150,000	1,000.00	1,000.00	4.10	08/04/2033	7	---	1	---	1	PREMIA REIC (Non Convertible)	5.5806	4.4290	---	---	---	98.1200	22/05/2026	---	---	98.3100	B	25/05/2026	98.1200	100.3700
250,000	1,000.00	1,000.00	3.70	04/07/2032	7	---	2	---	1	AEGEAN AIRLINES S.A. (Non Convertible)	14.5944	3.6820	98.2011	100.0000	99.4719	99.6000	22/05/2026	46,000	46,428.43	99.5000	B	25/05/2026	98.0875	102.0999
300,000	1,000.00	1,000.00	2.30	20/07/2028	7	---	10	---	1	PRODEA REIC S.A.(Non Convertible)	8.1139	2.8480	98.1506	98.3500	98.2104	98.2000	22/05/2026	11,414,000	11,306,847.24	98.2104	B	25/05/2026	95.0000	99.9510
250,000	1,000.00	1,000.00	2.45	16/11/2028	7	---	10	---	1	ELVALHALCOR S.A. (Non Convertible)	0.6125	3.5710	96.4000	96.5500	96.4837	96.4660	22/05/2026	49,000	47,307.01	96.5000	B	25/05/2026	94.9873	99.0000
120,000	1,000.00	1,000.00	2.65	06/12/2028	7	---	9	---	1	NOVAL PROPERTY REIC (Non Convertible)	12.5139	3.7940	96.2102	96.3000	96.2515	96.5280	22/05/2026	35,000	34,126.02	96.2100	B	25/05/2026	95.0000	99.9900
300,000	1,000.00	1,000.00	2.30	14/12/2028	7	---	9	---	1	GEK TERNA S.A. (Non Convertible)	10.4139	3.6100	96.0000	96.0500	96.0031	96.0000	22/05/2026	48,000	46,581.37	96.0000	B	25/05/2026	95.0000	97.2100
100,000	1,000.00	1,000.00	2.95	11/02/2027	5	---	9	---	1	SAFE BULKERS PARTICIPATIONS PLC (Non Convertible)	8.6042	4.5020	98.0000	98.5000	98.5000	98.9620	22/05/2026	16,000	15,865.67	98.5000	B	25/05/2026	97.4470	99.9201
100,000	1,000.00	1,000.00	4.40	26/07/2029	7	---	8	---	1	CPLP SHIPPING HOLDINGS PLC (Non Convertible)	14.7889	3.7660	99.9000	100.0000	99.9720	100.0000	22/05/2026	25,000	25,362.72	99.9001	B	25/05/2026	99.9297	102.8500
200,000	1,000.00	1,000.00	4.25	23/01/2029	5	---	5	---	1	AUTOHELLAS S.A. (Non Convertible)	14.6389	3.6140	99.5170	100.6700	100.6700	100.0100	22/05/2026	54,000	54,741.87	100.0200	B	25/05/2026	99.5000	102.0000

## Corporate Bonds Notes

Transactions Volume = (Pieces) \* (Nominal Price). Transactions Value = (Pieces) \* (Nominal Price) \* (price %) + (Accrued interest).

The price of a Bond is stated as a percentage (%) of Bond's Nominal Price.

Nominal Price in Euros (€), except if it is noted differently.

## Non Convertible Corporate Bonds - Regulated Market

Num Listed Bonds	Nominal price	Issue price	Today's Rate	Exp. Date	Duration (years)	Note	Coupon		Trading Unit	Corporate Bonds	Accrued Int.	Yield.T.Mat	Price min	Price max	Closing price	Previous closing price/date	Volume	Transactions Value	Last order			ear min	Year max	
							Common	Preferred											Price	Buy / Sell	Date			
130,000	1,000.00	1,000.00	6.00	27/02/2029	5	---	5	---	1	INTRALOT S.A. (Non Convertible)	14.8333	4.3980	102.5000	102.5000	102.5000	103.0000	22/05/2026	3,000	3,119.50	101.8510	B	25/05/2026	101.0000	104.5000
500,000	1,000.00	1,000.00	3.20	29/09/2032	7	---	2	---	1	GEK TERNA S.A. (Non Convertible)	5.1556	3.8550	96.0000	96.2000	96.2000	96.3500	22/05/2026	37,000	35,717.26	96.0100	B	25/05/2026	94.0000	99.3790

## Corporate Bonds Notes

Transactions Volume = (Pieces) \* (Nominal Price). Transactions Value = (Pieces) \* (Nominal Price) \* (price %) + (Accrued interest).

The price of a Bond is stated as a percentage (%) of Bond's Nominal Price.

Nominal Price in Euros (€), except if it is noted differently.

## Government Bonds

Number Listed Bonds	Nominal price	Today's Rate	Accrued Interest Calc	Exp. Date [1]	Duration (years)	Note	Coupons Date	Curr. coupon value	Trading Unit	Government Bonds	Price min	Price max	Closing price	Previous closing price/date	Volume	Transactions Value	Price	Last order Buy / Sell	Date
4,000,000	1,000.00	4.13	Actual/Actual	15/06/2054	30	---	15/06	4.13	1	GGB-FXD-150654-30Y-4.125-1.000	---	---	---	---	---	---	---	---	---
4,700,000	1,000.00	1.88	Actual/Actual	04/02/2035	15	---	04/02	1.88	1	GGB-FXD-040235-15Y-1.875-1.000	---	---	---	---	---	---	---	---	---
6,000,000	1,000.00	0.75	Actual/Actual	18/06/2031	10	---	18/06	0.75	1	GGB-FXD-180631-10Y-0.750-1.000	---	---	---	---	---	---	---	---	---
3,600,000	1,000.00	3.88	Actual/Actual	15/06/2028	5	---	15/06	3.88	1	GGB-FXD-150628-05Y-3.875-1.000	---	---	---	---	---	---	---	---	---
5,962,747,327	1.00	3.75	Actual/Actual	30/01/2028	10	---	/02 - 02/02 - 31/	3.75	1	GGB-FXD-300128-10Y-3.750-1.000	---	---	---	85.4610 13/07/2018	---	---	1.0000	B	28/11/2018
7,067,309,386	1.00	3.90	Actual/Actual	30/01/2033	15	---	/02 - 02/02 - 31/	3.90	1	GGB-FXD-300133-15Y-3.900-1.000	---	---	---	78.6730 13/07/2018	---	---	1.0000	B	28/11/2018
5,622,848,349	1.00	4.00	Actual/Actual	30/01/2037	19	---	/02 - 02/02 - 31/	4.00	1	GGB-FXD-300137-19Y-4.000-1.000	---	---	---	77.0370 13/07/2018	---	---	1.0000	B	28/11/2018
5,476,770,669	1.00	4.20	Actual/Actual	30/01/2042	24	---	/02 - 02/02 - 31/	4.20	1	GGB-FXD-300142-24Y-4.200-1.000	---	---	---	77.7640 13/07/2018	---	---	1.0000	B	28/11/2018
4,950,000	1,000.00	3.38	Actual/Actual	15/06/2034	10	---	15/06	3.38	1	GGB-FXD-150634-10Y-3.375-1.000	---	---	---	---	---	---	---	---	---
41,118,344	1.00	4.30	Actual/Actual	24/02/2027	15	---	24/02	4.30	1	GGB-FXD-240227-15Y-2.000-1.000	---	---	---	10.0000 22/06/2015	---	---	---	---	---
45,137,734	1.00	4.30	Actual/Actual	24/02/2028	16	---	24/02	4.30	1	GGB-FXD-240228-16Y-2.000-1.000	---	---	---	10.0000 22/06/2015	---	---	---	---	---
61,768,888	1.00	4.30	Actual/Actual	24/02/2029	17	---	24/02	4.30	1	GGB-FXD-240229-17Y-2.000-1.000	---	---	---	10.0000 22/06/2015	---	---	---	---	---
54,567,744	1.00	4.30	Actual/Actual	24/02/2030	18	---	24/02	4.30	1	GGB-FXD-240230-18Y-2.000-1.000	---	---	---	10.0000 22/06/2015	---	---	---	---	---
37,541,515	1.00	4.30	Actual/Actual	24/02/2031	19	---	24/02	4.30	1	GGB-FXD-240231-19Y-2.000-1.000	---	---	---	10.0000 22/06/2015	---	---	---	---	---
37,558,317	1.00	4.30	Actual/Actual	24/02/2032	20	---	24/02	4.30	1	GGB-FXD-240232-20Y-2.000-1.000	---	---	---	10.0000 22/06/2015	---	---	---	---	---
37,473,732	1.00	4.30	Actual/Actual	24/02/2033	21	---	24/02	4.30	1	GGB-FXD-240233-21Y-2.000-1.000	---	---	---	10.0000 22/06/2015	---	---	---	---	---
33,888,293	1.00	4.30	Actual/Actual	24/02/2034	22	---	24/02	4.30	1	GGB-FXD-240234-22Y-2.000-1.000	---	---	---	10.0000 22/06/2015	---	---	---	---	---
35,177,800	1.00	4.30	Actual/Actual	24/02/2035	23	---	24/02	4.30	1	GGB-FXD-240235-23Y-2.000-1.000	---	---	---	10.0000 22/06/2015	---	---	---	---	---
35,547,268	1.00	4.30	Actual/Actual	24/02/2036	24	---	24/02	4.30	1	GGB-FXD-240236-24Y-2.000-1.000	---	---	---	10.0000 22/06/2015	---	---	---	---	---
40,246,306	1.00	4.30	Actual/Actual	24/02/2037	25	---	24/02	4.30	1	GGB-FXD-240237-25Y-2.000-1.000	---	---	---	10.0000 22/06/2015	---	---	---	---	---
37,643,952	1.00	4.30	Actual/Actual	24/02/2038	26	---	24/02	4.30	1	GGB-FXD-240238-26Y-2.000-1.000	---	---	---	10.0000 22/06/2015	---	---	---	---	---
36,977,100	1.00	4.30	Actual/Actual	24/02/2039	27	---	24/02	4.30	1	GGB-FXD-240239-27Y-2.000-1.000	---	---	---	10.0000 22/06/2015	---	---	---	---	---
41,615,000	1.00	4.30	Actual/Actual	24/02/2040	28	---	24/02	4.30	1	GGB-FXD-240240-28Y-2.000-1.000	---	---	---	10.0000 22/06/2015	---	---	---	---	---
42,227,208	1.00	4.30	Actual/Actual	24/02/2041	29	---	24/02	4.30	1	GGB-FXD-240241-29Y-2.000-1.000	---	---	---	10.0000 22/06/2015	---	---	---	---	---
68,288,487	1.00	4.30	Actual/Actual	24/02/2042	30	---	24/02	4.30	1	GGB-FXD-240242-30Y-2.000-1.000	---	---	---	10.0000 22/06/2015	---	---	---	---	---
4,700,000	1,000.00	3.88	Actual/Actual	12/03/2029	10	---	12/03	3.88	1	GGB-FXD-120329-10Y-3.875-1.000	---	---	---	---	---	---	100.0000	B	15/10/2019
5,500,000	1,000.00	1.50	Actual/Actual	18/06/2030	10	---	18/06	1.50	1	GGB-FXD-180630-10Y-1.500-1.000	---	---	---	---	---	---	---	---	---
5,500,000	1,000.00	4.38	Actual/Actual	18/07/2038	15	---	18/07	4.38	1	GGB-FXD-180738-15Y-4.375-1.000	---	---	---	---	---	---	---	---	---
40,000	1,000.00	2.72	FLR Actual/360	18/09/2026	1	---	18/09 - 18/03	---	1	GGB-FLT-180926-01Y-2.717-1.000	---	---	---	---	---	---	---	---	---
4,550,000	1,000.00	3.38	Actual/Actual	16/06/2036	10	---	16/06	3.38	1	GGB-FXD-160636-10Y-3.375-1000.00	---	---	---	---	---	---	---	---	---
5,364,250	1,000.00	3.25	Actual/Actual	20/03/2050	30	---	20/03	3.25	1	GGB-FXD-200350-30Y-3.250-1.000	---	---	---	---	---	---	---	---	---
4,500,000	1,000.00	3.63	Actual/Actual	15/06/2035	10	---	15/06	3.63	1	GGB-FXD-150635-10Y-3.625-1000.00	---	---	---	---	---	---	---	---	---
3,924,361	1,000.00	2.00	Actual/Actual	22/04/2027	7	---	22/04	2.00	1	GGB-FXD-220427-07Y-2.000-1.000	---	---	---	---	---	---	99.9000	B	22/04/2020
2,298,012	1,000.00	1.88	Actual/Actual	23/07/2026	7	---	23/07	1.88	1	GGB-FXD-230726-07Y-1.875-1.000	---	---	---	---	---	---	---	---	---
4,900,000	1,000.00	4.25	Actual/Actual	15/06/2033	10	---	15/06	4.25	1	GGB-FXD-150633-10Y-4.250-1.000	---	---	---	---	---	---	---	---	---

## Government Bonds Notes

Transactions Volume = (Pieces) \* (Nominal Price). Transactions Value = (Pieces) \* (Nominal Price) \* (price %) + (Accrued interest).

The Value of current coupon for the issues with NV 0.01 euro refers to NV 100 euros

FLR: Floating Interest Rate.

[1] - The Expiration Date of the interest bearing period and the Date for coupon payment.

## Government Bonds

Number Listed Bonds	Nominal price	Today's Rate	Accrued Interest Calc	Exp. Date [1]	Duration (years)	Note	Coupons Date	Curr. coupon value	Trading Unit	Government Bonds	Price min	Price max	Closing price	Previous closing price/date	Volume	Transactions Value	Price	Last order Buy / Sell	Date
3,500,000	1,000.00	1.88	Actual/Actual	24/01/2052	30	---	24/01	1.88	1	GGB-FXD-240152-30Y-1.875-1.000	---	---	---	---	---	---	---	---	---
3,700,000	1,000.00	1.75	Actual/Actual	18/06/2032	10	---	18/06	1.75	1	GGB-FXD-180632-10Y-1.750-1.000	---	---	---	---	---	---	---	---	---
2,200,000	1,000.00	1.13	FLR Actual/360	15/12/2027	5	---	- 15/03 - 15/09 -	---	1	GGB-FLT-151227-05Y-1.130-1.000	---	---	---	---	---	---	102.1600	B	30/12/2022

## Government Bonds Notes

Transactions Volume = (Pieces) \* (Nominal Price). Transactions Value = (Pieces) \* (Nominal Price) \* (price %) + (Accrued interest).

The Value of current coupon for the issues with NV 0.01 euro refers to NV 100 euros

FLR: Floating Interest Rate.

[1] - The Expiration Date of the interest bearing period and the Date for coupon payment.

## Treasury Bills &amp; Zero Coupon Government Bonds

Issue Date	13-Week Maturity									26-Week Maturity									52-Week Maturity								
	Exp. Date	Initial Rate	Num Listed Bonds	Nominal price	Issue price	Last Trade Price	Last Trade Date	Volume Traded	Note	Exp. Date	Initial Rate	Num Listed Bonds	Nominal price	Issue price	Last Trade Price	Last Trade Date	Volume Traded	Note	Exp. Date	Initial Rate	Num Listed Bonds	Nominal price	Issue price	Last Trade Price	Last Trade Date	Volume Traded	Note
06/06/2025	---	---	---	---	---	---	---	---	---	---	---	---	---	---	---	---	---	---	06/06/2026	1.84	600,000	1,000.00	981.74	---	---	---	---
05/09/2025	---	---	---	---	---	---	---	---	---	---	---	---	---	---	---	---	---	---	04/09/2026	1.97	600,000	1,000.00	0.00	---	---	---	---
05/12/2025	---	---	---	---	---	---	---	---	---	---	---	---	---	---	---	---	---	---	04/12/2026	2.03	600,000	1,000.00	997.90	---	---	---	---
06/03/2026	---	---	---	---	---	---	---	---	---	---	---	---	---	---	---	---	---	---	05/03/2027	1.97	500,000	1,000.00	980.45	---	---	---	---

Bonds in Circulation	Currency / Min nominal traded Value	Coupons Payment Date	Current Coupon Value	Note	Coupon	Trading Unit	Issue Date	Duration (years)	Today's Interest	A.I.C in days	Bonds	Last price of previous days		Last Outcry in Cash (euro)			Trades in Pieces	Life min	Life Max
												Price	Buy / Sell	Price	Buy / Sell	Date			
<b>Corporate Bonds in Foreign Currency and Euro</b>																			
103,746	GBP / 10	01/12	0.25	---	67	1	01/12/1930	98	2.5	360	National Mortgage Bank	2.27	05/02/1996	2.27	S	05/02/1996	---	2.27	2.27
0	GBP / 10	01/12	0.25	---	69	1	01/12/1928	100	2.5	360	National Mortgage Bank	---	---	---	---	---	---	---	---

## Government Bonds Notes

A.I.C: Accrued Interest Calculation base.

FLR: Floating Interest Rate.

The minimum tradeable Nominal Value for all Demeterialised Government Titles is 100 Euros.

(μτφρ-0)

Underlying Asset				Derivatives Market													
Price max	Price min	Closing price	change	Delivery Month	Open price	Price max	Price min	Last price	Closing price	Last Bid	Last Ask	Fixing price*	Life high	Life low	Trades	Volume	Open Interest
<b>FTSE/Athex Large Cap</b>				(Trade Unit: 1 Index Point x 2E, Cash Settlement)													
5,902.82	5,759.99	5,882.77	2.13%	June 2026	5,750.00	5,882.00	5,750.00	5,865.00	5,865.00	---	---	---	5,882.00	---	144	563	6,716
				July 2026	5,831.50	5,848.00	5,815.50	5,840.75	5,840.75	---	---	---	5,848.00	---	15	119	91
				August 2026	---	---	---	---	5,789.00	---	---	---	---	---	---	---	---
				September 2026	---	---	---	---	5,798.00	---	---	---	---	---	---	---	---
				December 2026	---	---	---	---	5,827.25	---	---	---	---	---	---	---	---
				March 2027	---	---	---	---	5,856.25	---	---	---	---	---	---	---	---
<b>FTSE/Athex Banks</b>				(Trade Unit: 1 Index Point x 15E, Cash Settlement)													
2,657.18	2,569.92	2,641.18	2.77%	June 2026	2,608.00	2,628.00	2,608.00	2,628.00	2,628.00	---	---	---	2,708.00	---	3	6	3,339
				September 2026	---	---	---	---	2,587.00	---	---	---	---	---	---	---	---
				December 2026	---	---	---	---	2,600.00	---	---	---	---	---	---	---	---
				March 2027	---	---	---	---	2,613.00	---	---	---	---	---	---	---	---
<b>MSCI GREECE REBASED</b>				(Trade Unit: 1 Index Point x 2E, Cash Settlement)													
9,317.67	9,008.75	9,275.92	2.97%	June 2026	---	---	---	---	8,915.25	---	---	---	9,252.00	---	---	---	---
				July 2026	---	---	---	---	8,870.25	---	---	---	8,915.50	---	---	---	---
				August 2026	---	---	---	---	9,054.25	---	---	---	---	---	---	---	---
				September 2026	---	---	---	---	9,068.25	---	---	---	---	---	---	---	---
				October 2026	---	---	---	---	9,082.25	---	---	---	---	---	---	---	---
				November 2026	---	---	---	---	9,099.75	---	---	---	---	---	---	---	---
				December 2026	---	---	---	---	9,113.75	---	---	---	---	---	---	---	---
				March 2027	---	---	---	---	9,159.50	---	---	---	---	---	---	---	---

Derivatives notes - <https://athens.euronext.com/en/market-data/statistics/eod-closing-prices>

Fixing prices and final open positions can be retrieved from the following path <https://athens.euronext.com/en/market-data/statistics/eod-closing-prices>

Underlying Asset				Derivatives Market													
Price max	Price min	Closing price	change	Delivery Month	Open price	Price max	Price min	Last price	Closing price	Last Bid	Last Ask	Fixing price*	Life high	Life low	Trades	Volume	Open Interest
<b>ADMIE (IPTO) HOLDING S.A. (CR)</b>				(Contract Size: 100 Securities, Physical Delivery)													
3.88	3.685	3.83	5.22%	June 2026	3.68	3.84	3.68	3.77	3.77	---	---	---	3.84	---	146	2,637	8,290
				September 2026	3.73	3.73	3.73	3.73	3.73	---	---	---	3.73	---	2	5	266
				December 2026	---	---	---	---	3.68	---	---	---	---	---	---	---	---
				March 2027	---	---	---	---	3.70	---	---	---	---	---	---	---	---
<b>AEGEAN AIRLINES (CR)</b>				(Contract Size: 100 Securities, Physical Delivery)													
12.28	11.97	12.05	3.34%	June 2026	11.82	12.32	11.82	12.12	12.12	---	---	---	15.15	---	43	106	3,300
				September 2026	---	---	---	---	11.74	---	---	---	---	---	---	---	---
				December 2026	---	---	---	---	11.80	---	---	---	---	---	---	---	---
				March 2027	---	---	---	---	11.85	---	---	---	---	---	---	---	---
<b>AKTOR S.A. HOLDING CO. (CR)</b>				(Contract Size: 100 Securities, Physical Delivery)													
10.46	10.22	10.24	-1.54%	June 2026	10.38	10.44	10.30	10.32	10.32	---	---	---	11.56	---	59	227	103,408
				September 2026	---	---	---	---	10.47	---	---	---	---	---	---	---	---
				December 2026	---	---	---	---	10.52	---	---	---	---	---	---	---	---
				March 2027	---	---	---	---	10.57	---	---	---	---	---	---	---	---
<b>Allwyn AG (CR)</b>				(Contract Size: 100 Securities, Physical Delivery)													
12.18	12	12.18	2.35%	June 2026	12.11	12.25	12.08	12.25	12.25	---	---	---	15.54	---	111	658	11,432
				September 2026	---	---	---	---	11.98	---	---	---	---	---	---	---	---
				December 2026	---	---	---	---	12.04	---	---	---	---	---	---	---	---
				March 2027	---	---	---	---	12.10	---	---	---	---	---	---	---	---
<b>ALPHA BANK (CR)</b>				(Contract Size: 100 Securities, Physical Delivery)													
3.725	3.649	3.718	5.00%	June 2026	3.63	3.74	3.63	3.73	3.73	---	---	---	4.50	---	316	8,290	61,525
				September 2026	3.64	3.72	3.64	3.72	3.72	---	---	---	3.72	---	2	6	180
				December 2026	---	---	---	---	3.58	---	---	---	---	---	---	---	---
				March 2027	---	---	---	---	3.60	---	---	---	---	---	---	---	---
<b>ATHENS INTL AIRPORT (CR)</b>				(Contract Size: 100 Securities, Physical Delivery)													
10.27	10.13	10.15	0.00%	June 2026	10.24	10.27	10.22	10.22	10.22	---	---	---	11.47	---	7	21	324
				September 2026	---	---	---	---	10.22	---	---	---	---	---	---	---	---
				December 2026	---	---	---	---	10.27	---	---	---	---	---	---	---	---
				March 2027	---	---	---	---	10.32	---	---	---	---	---	---	---	---
<b>AUTOHELLAS SA (CR)</b>				(Contract Size: 100 Securities, Physical Delivery)													
10.98	10.72	10.88	1.87%	June 2026	---	---	---	---	9.99	---	---	---	11.60	---	---	---	123
				September 2026	---	---	---	---	10.75	---	---	---	---	---	---	---	---
				December 2026	---	---	---	---	10.80	---	---	---	---	---	---	---	---
				March 2027	---	---	---	---	10.86	---	---	---	---	---	---	---	---

Derivatives notes - <https://athens.euronext.com/en/market-data/statistics/eod-closing-prices>

Fixing prices and final open positions can be retrieved from the following path <https://athens.euronext.com/en/market-data/statistics/eod-closing-prices>

Underlying Asset				Derivatives Market													
Price max	Price min	Closing price	change	Delivery Month	Open price	Price max	Price min	Last price	Closing price	Last Bid	Last Ask	Fixing price*	Life high	Life low	Trades	Volume	Open Interest
<b>AVAX S.A. (CR)</b>				(Contract Size: 100 Securities, Physical Delivery)													
3.55	3.5	3.545	2.16%	June 2026	3.52	3.56	3.52	3.56	3.56	---	---	---	3.75	---	14	114	3,474
				September 2026	---	---	---	---	3.49	---	---	---	---	---	---	---	---
				December 2026	---	---	---	---	3.51	---	---	---	---	---	---	---	---
				March 2027	---	---	---	---	3.53	---	---	---	---	---	---	---	---
<b>BALLY'S INTRALOT (CR)</b>				(Contract Size: 100 Securities, Physical Delivery)													
1.18	1.159	1.166	-0.09%	June 2026	1.18	1.19	1.16	1.17	1.17	---	---	---	1.19	---	79	8,274	1,358,112
				September 2026	1.15	1.18	1.15	1.17	1.17	---	---	---	1.18	---	13	4,810	27,020
				December 2026	---	---	---	---	1.18	---	---	---	---	---	---	---	---
				March 2027	---	---	---	---	1.19	---	---	---	---	---	---	---	---
<b>BANK OF CYPRUS (CR)</b>				(Contract Size: 100 Securities, Physical Delivery)													
9.3	9.2	9.2	-3.36%	June 2026	9.25	9.30	9.23	9.23	9.23	---	---	---	9.53	---	14	54	1,054
				September 2026	---	---	---	---	9.58	---	---	---	---	---	---	---	---
				December 2026	---	---	---	---	9.63	---	---	---	---	---	---	---	---
				March 2027	---	---	---	---	9.68	---	---	---	---	---	---	---	---
<b>CC HBC AG (CR)</b>				(Contract Size: 100 Securities, Physical Delivery)													
50.5	49.6	49.6	-0.30%	June 2026	49.96	50.00	49.70	50.00	50.00	---	---	---	52.01	---	5	14	372
				September 2026	---	---	---	---	50.08	---	---	---	---	---	---	---	---
				December 2026	---	---	---	---	50.33	---	---	---	---	---	---	---	---
				March 2027	---	---	---	---	50.58	---	---	---	---	---	---	---	---
<b>CENERGY HOLDINGS (CB)</b>				(Contract Size: 100 Securities, Physical Delivery)													
25.3	24.78	25.1	0.88%	June 2026	25.02	25.14	24.98	25.12	25.12	---	---	---	26.13	---	8	25	3,226
				September 2026	---	---	---	---	25.04	---	---	---	---	---	---	---	---
				December 2026	---	---	---	---	25.17	---	---	---	---	---	---	---	---
				March 2027	---	---	---	---	25.30	---	---	---	---	---	---	---	---
<b>CrediaBank (CR)</b>				(Contract Size: 100 Securities, Physical Delivery)													
1.31	1.286	1.292	0.94%	June 2026	1.30	1.32	1.29	1.30	1.30	---	---	---	1.38	---	303	3,647	98,439
				September 2026	1.35	1.35	1.33	1.33	1.33	---	---	---	1.35	---	2	2	162
				December 2026	---	---	---	---	1.29	---	---	---	---	---	---	---	---
				March 2027	---	---	---	---	1.30	---	---	---	---	---	---	---	---
<b>ELLAKTOR (CR)</b>				(Contract Size: 100 Securities, Physical Delivery)													
1.458	1.364	1.456	6.75%	June 2026	1.38	1.41	1.38	1.41	1.41	---	---	---	1.44	---	4	15	1,642
				September 2026	---	---	---	---	1.37	---	---	---	---	---	---	---	---
				December 2026	---	---	---	---	1.38	---	---	---	---	---	---	---	---
				March 2027	---	---	---	---	1.39	---	---	---	---	---	---	---	---

Derivatives notes - <https://athens.euronext.com/en/market-data/statistics/eod-closing-prices>

Fixing prices and final open positions can be retrieved from the following path <https://athens.euronext.com/en/market-data/statistics/eod-closing-prices>

Underlying Asset				Derivatives Market													
Price max	Price min	Closing price	change	Delivery Month	Open price	Price max	Price min	Last price	Closing price	Last Bid	Last Ask	Fixing price*	Life high	Life low	Trades	Volume	Open Interest
<b>ELVALHALCOR (CR)</b>				(Contract Size: 100 Securities, Physical Delivery)													
5.15	5.02	5.07	2.42%	June 2026	5.12	5.17	5.04	5.08	5.08	---	---	---	5.63	---	35	227	3,735
				September 2026	5.20	5.20	5.20	5.20	5.20	---	---	---	5.20	---	1	1	---
				December 2026	---	---	---	---	5.01	---	---	---	---	---	---	---	---
				March 2027	---	---	---	---	5.03	---	---	---	---	---	---	---	---
<b>EUROBANK (CR)</b>				(Contract Size: 100 Securities, Physical Delivery)													
3.9	3.822	3.874	4.76%	June 2026	3.73	3.83	3.72	3.82	3.82	---	---	---	4.07	---	169	1,857	48,470
				September 2026	3.72	3.72	3.72	3.72	3.72	---	---	---	3.73	---	1	1	4
				December 2026	---	---	---	---	3.74	---	---	---	---	---	---	---	---
				March 2027	---	---	---	---	3.76	---	---	---	---	---	---	---	---
<b>EURONEXT ATHENS (CR)</b>				(Contract Size: 100 Securities, Physical Delivery)													
7.37	7.05	7.25	-0.69%	June 2026	7.09	7.24	7.09	7.24	7.24	---	---	---	7.41	---	3	13	336
				September 2026	---	---	---	---	7.35	---	---	---	---	---	---	---	---
				December 2026	---	---	---	---	7.39	---	---	---	---	---	---	---	---
				March 2027	---	---	---	---	7.42	---	---	---	---	---	---	---	---
<b>EYDAP S.A. (CR)</b>				(Contract Size: 100 Securities, Physical Delivery)													
10.38	10.24	10.34	0.39%	June 2026	10.38	10.38	10.30	10.37	10.37	---	---	---	10.65	---	24	161	13,364
				September 2026	---	---	---	---	10.37	---	---	---	---	---	---	---	---
				December 2026	---	---	---	---	10.42	---	---	---	---	---	---	---	---
				March 2027	---	---	---	---	10.47	---	---	---	---	---	---	---	---
<b>FOURLIS (CR)</b>				(Contract Size: 100 Securities, Physical Delivery)													
4.4	4.27	4.36	-0.46%	June 2026	4.38	4.39	4.30	4.39	4.39	---	---	---	4.94	---	16	47	3,054
				September 2026	---	---	---	---	4.41	---	---	---	---	---	---	---	---
				December 2026	---	---	---	---	4.43	---	---	---	---	---	---	---	---
				March 2027	---	---	---	---	4.45	---	---	---	---	---	---	---	---
<b>GEK TERNA (CR)</b>				(Contract Size: 100 Securities, Physical Delivery)													
43.1	41.2	42.9	5.67%	June 2026	41.67	43.20	41.67	43.20	43.20	---	---	---	43.58	---	38	184	5,467
				September 2026	---	---	---	---	40.81	---	---	---	41.10	---	---	---	6
				December 2026	---	---	---	---	41.07	---	---	---	---	---	---	---	---
				March 2027	---	---	---	---	41.28	---	---	---	---	---	---	---	---
<b>HELLENiQ ENERGY (CR)</b>				(Contract Size: 100 Securities, Physical Delivery)													
10.03	9.75	9.895	1.18%	June 2026	9.80	10.05	9.80	9.99	9.99	---	---	---	10.55	---	34	192	3,754
				September 2026	9.72	9.80	9.72	9.80	9.80	---	---	---	10.15	---	2	10	200
				December 2026	---	---	---	---	9.89	---	---	---	---	---	---	---	---
				March 2027	---	---	---	---	9.94	---	---	---	---	---	---	---	---

Derivatives notes - <https://athens.euronext.com/en/market-data/statistics/eod-closing-prices>

Fixing prices and final open positions can be retrieved from the following path <https://athens.euronext.com/en/market-data/statistics/eod-closing-prices>

Underlying Asset				Derivatives Market													
Price max	Price min	Closing price	change	Delivery Month	Open price	Price max	Price min	Last price	Closing price	Last Bid	Last Ask	Fixing price*	Life high	Life low	Trades	Volume	Open Interest
<b>INTRACOM HOLDINGS (CR)</b>																	
(Contract Size: 100 Securities, Physical Delivery)																	
3.79	3.68	3.77	2.17%	June 2026	3.72	3.80	3.70	3.79	3.79	---	---	---	3.80	---	71	519	14,747
				September 2026	3.77	3.77	3.70	3.73	3.73	---	---	---	3.77	---	4	12	300
				December 2026	---	---	---	---	3.73	---	---	---	---	---	---	---	---
				March 2027	---	---	---	---	3.75	---	---	---	---	---	---	---	---
<b>JUMBO SA (CR)</b>																	
(Contract Size: 100 Securities, Physical Delivery)																	
22.76	22.2	22.58	2.36%	June 2026	22.40	22.82	22.40	22.62	22.62	---	---	---	25.68	---	91	354	6,745
				September 2026	---	---	---	---	22.21	---	---	---	---	---	---	---	---
				December 2026	---	---	---	---	22.32	---	---	---	---	---	---	---	---
				March 2027	---	---	---	---	22.43	---	---	---	---	---	---	---	---
<b>LAMDA DEVELOPMENT SA (CR)</b>																	
(Contract Size: 100 Securities, Physical Delivery)																	
6.2	6.1	6.1	0.33%	June 2026	6.19	6.22	6.14	6.14	6.14	---	---	---	7.09	---	66	373	26,935
				September 2026	6.25	6.27	6.25	6.25	6.25	---	---	---	6.40	---	4	9	1
				December 2026	---	---	---	---	6.15	---	---	---	---	---	---	---	---
				March 2027	---	---	---	---	6.18	---	---	---	---	---	---	---	---
<b>METLEN PLC (CR)</b>																	
(Contract Size: 100 Securities, Physical Delivery)																	
40.08	39.2	39.9	2.68%	June 2026	39.70	40.18	39.25	40.04	40.04	---	---	---	47.90	---	145	524	15,503
				September 2026	38.91	39.60	38.90	39.58	39.58	---	---	---	39.60	---	8	17	738
				December 2026	---	---	---	---	39.31	---	---	---	---	---	---	---	---
				March 2027	---	---	---	---	39.51	---	---	---	---	---	---	---	---
<b>MIG (CR)</b>																	
(Contract Size: 100 Securities, Physical Delivery)																	
3.28	3.24	3.25	0.00%	June 2026	---	---	---	---	3.29	---	---	---	3.43	---	---	---	208
				September 2026	---	---	---	---	3.27	---	---	---	---	---	---	---	---
				December 2026	---	---	---	---	3.29	---	---	---	---	---	---	---	---
				March 2027	---	---	---	---	3.30	---	---	---	---	---	---	---	---
<b>MOTOR OIL (CR)</b>																	
(Contract Size: 100 Securities, Physical Delivery)																	
35.5	34.6	35.14	1.50%	June 2026	34.92	35.40	34.84	35.40	35.40	---	---	---	39.97	---	7	15	384
				September 2026	---	---	---	---	34.85	---	---	---	---	---	---	---	---
				December 2026	---	---	---	---	35.02	---	---	---	---	---	---	---	---
				March 2027	---	---	---	---	35.20	---	---	---	---	---	---	---	---
<b>NATIONAL BANK (CR)</b>																	
(Contract Size: 100 Securities, Physical Delivery)																	
14.65	14.4	14.435	1.98%	June 2026	14.29	14.42	14.21	14.22	14.22	---	---	---	15.76	---	86	584	16,613
				September 2026	---	---	---	---	14.08	---	---	---	14.15	---	---	---	10
				December 2026	---	---	---	---	14.32	---	---	---	---	---	---	---	---
				March 2027	---	---	---	---	14.39	---	---	---	---	---	---	---	---

Derivatives notes - <https://athens.euronext.com/en/market-data/statistics/eod-closing-prices>

Fixing prices and final open positions can be retrieved from the following path <https://athens.euronext.com/en/market-data/statistics/eod-closing-prices>

Underlying Asset				Derivatives Market													
Price max	Price min	Closing price	change	Delivery Month	Open price	Price max	Price min	Last price	Closing price	Last Bid	Last Ask	Fixing price*	Life high	Life low	Trades	Volume	Open Interest
<b>OPTIMA BANK (CR)</b>				(Contract Size: 100 Securities, Physical Delivery)													
10.89	10.66	10.66	2.40%	June 2026	10.75	10.80	10.75	10.80	10.80	---	---	---	10.80	---	5	17	476
				September 2026	---	---	---	---	10.48	---	---	---	---	---	---	---	---
				December 2026	---	---	---	---	10.53	---	---	---	---	---	---	---	---
				March 2027	---	---	---	---	10.58	---	---	---	---	---	---	---	---
<b>OTE (CR)</b>				(Contract Size: 100 Securities, Physical Delivery)													
18.79	18.48	18.53	-0.91%	June 2026	18.56	18.60	18.56	18.60	18.60	---	---	---	18.85	---	2	3	851
				September 2026	---	---	---	---	18.82	---	---	---	---	---	---	---	---
				December 2026	---	---	---	---	18.92	---	---	---	---	---	---	---	---
				March 2027	---	---	---	---	19.01	---	---	---	---	---	---	---	---
<b>P.P.A. S.A. (CR)</b>				(Contract Size: 100 Securities, Physical Delivery)													
37.9	36.65	36.8	-2.13%	June 2026	---	---	---	---	38.99	---	---	---	39.11	---	---	---	44
				September 2026	---	---	---	---	37.85	---	---	---	---	---	---	---	---
				December 2026	---	---	---	---	38.04	---	---	---	---	---	---	---	---
				March 2027	---	---	---	---	38.23	---	---	---	---	---	---	---	---
<b>PIRAEUS BANK (CR)</b>				(Contract Size: 100 Securities, Physical Delivery)													
8.792	8.672	8.746	2.80%	June 2026	8.65	8.80	8.65	8.76	8.76	---	---	---	8.90	---	258	2,401	51,988
				September 2026	8.80	8.80	8.80	8.80	8.80	---	---	---	8.80	---	1	1	24
				December 2026	---	---	---	---	8.61	---	---	---	---	---	---	---	---
				March 2027	---	---	---	---	8.65	---	---	---	---	---	---	---	---
<b>PPC (CR)</b>				(Contract Size: 100 Securities, Physical Delivery)													
21.3	20.8	21.2	2.91%	June 2026	21.00	21.19	20.78	21.07	21.07	---	---	---	21.50	---	249	1,857	22,242
				September 2026	---	---	---	---	20.56	---	---	---	21.20	---	---	---	73
				December 2026	---	---	---	---	20.84	---	---	---	---	---	---	---	---
				March 2027	---	---	---	---	20.94	---	---	---	---	---	---	---	---
<b>QUEST HOLDINGS (CR)</b>				(Contract Size: 100 Securities, Physical Delivery)													
7.2	7.09	7.18	1.84%	June 2026	7.00	7.02	6.96	6.99	6.99	---	---	---	7.02	---	10	38	219
				September 2026	---	---	---	---	7.10	---	---	---	---	---	---	---	---
				December 2026	---	---	---	---	7.13	---	---	---	---	---	---	---	---
				March 2027	---	---	---	---	7.17	---	---	---	---	---	---	---	---
<b>TITAN (CB)</b>				(Contract Size: 100 Securities, Physical Delivery)													
48.3	47.88	48.2	2.07%	June 2026	48.20	48.25	48.01	48.15	48.15	---	---	---	52.30	---	10	25	875
				September 2026	---	---	---	---	47.53	---	---	---	---	---	---	---	---
				December 2026	---	---	---	---	47.77	---	---	---	---	---	---	---	---
				March 2027	---	---	---	---	48.01	---	---	---	---	---	---	---	---

Derivatives notes - <https://athens.euronext.com/en/market-data/statistics/eod-closing-prices>

Fixing prices and final open positions can be retrieved from the following path <https://athens.euronext.com/en/market-data/statistics/eod-closing-prices>

Underlying Asset				Derivatives Market													
Price max	Price min	Closing price	change	Delivery Month	Open price	Price max	Price min	Last price	Closing price	Last Bid	Last Ask	Fixing price*	Life high	Life low	Trades	Volume	Open Interest
<b>VIOHALCO SA/NV (CB)</b>				(Contract Size: 100 Securities, Physical Delivery)													
19.84	19.26	19.6	2.08%	June 2026	19.35	19.79	19.35	19.41	19.41	---	---	---	19.79	---	36	175	2.280
				September 2026	---	---	---	---	19.33	---	---	---	---	---	---	---	---
				December 2026	---	---	---	---	19.42	---	---	---	---	---	---	---	---
				March 2027	---	---	---	---	19.52	---	---	---	---	---	---	---	---

Derivatives notes - <https://athens.euronext.com/en/market-data/statistics/eod-closing-prices>

Fixing prices and final open positions can be retrieved from the following path <https://athens.euronext.com/en/market-data/statistics/eod-closing-prices>

## FTSE/Athex Large Cap

(Trade Unit: 1 Index Point x 2€ - Exercise Style: European, Cash Settlement)

Call Options																Put Options																
June 2026								July 2026								Other Months		June 2026						July 2026					Other Months		Exercise Price	
Exerise Price	Open price	Price max	Price min	Last price	Closing price	Volume	Open Interest	Open price	Price max	Price min	Last price	Closing price	Volume	Open Interest	Volume	Open Interest	Open price	Price max	Price min	Last price	Closing price	Volume	Open Interest	Open price	Price max	Price min	Last price	Closing price	Volume	Open Interest		Volume
4,000	0.00	0.00	0.00	-	1,731.00	-	-	-	-	-	-	-	-	-	-	-	0.00	0.00	0.00	-	0.02	-	-	-	-	-	-	-	-	-	-	4,000
4,100	0.00	0.00	0.00	-	1,631.00	-	-	-	-	-	-	-	-	-	-	-	0.00	0.00	0.00	-	0.06	-	-	-	-	-	-	-	-	-	-	4,100
4,200	0.00	0.00	0.00	-	1,531.00	-	-	-	-	-	-	-	-	-	-	-	0.00	0.00	0.00	-	0.01	-	-	-	-	-	-	-	-	-	-	4,200
4,300	0.00	0.00	0.00	-	1,431.00	-	-	-	-	-	-	-	-	-	-	-	0.00	0.00	0.00	-	0.01	-	-	-	-	-	-	-	-	-	-	4,300
4,400	0.00	0.00	0.00	-	1,331.00	-	-	-	-	-	-	-	-	-	-	-	0.00	0.00	0.00	-	0.01	-	-	-	-	-	-	-	-	-	-	4,400
4,450	0.00	0.00	0.00	-	1,282.00	-	-	-	-	-	-	-	-	-	-	-	0.00	0.00	0.00	-	0.02	-	-	-	-	-	-	-	-	-	-	4,450
4,500	0.00	0.00	0.00	-	1,232.00	-	-	-	-	-	-	-	-	-	-	-	0.00	0.00	0.00	-	0.03	-	-	-	-	-	-	-	-	-	-	4,500
4,550	0.00	0.00	0.00	-	1,182.00	-	-	-	-	-	-	-	-	-	-	-	0.00	0.00	0.00	-	0.05	-	-	-	-	-	-	-	-	-	-	4,550
4,600	0.00	0.00	0.00	-	1,132.00	-	-	-	-	-	-	-	-	-	-	-	0.00	0.00	0.00	-	0.10	-	-	-	-	-	-	-	-	-	-	4,600
4,650	0.00	0.00	0.00	-	1,082.00	-	-	-	-	-	-	-	-	-	-	-	0.00	0.00	0.00	-	0.17	-	-	-	-	-	-	-	-	-	-	4,650
4,700	0.00	0.00	0.00	-	1,032.00	-	-	-	-	-	-	-	-	-	-	-	0.00	0.00	0.00	-	0.28	-	-	-	-	-	-	-	-	-	-	4,700
4,750	0.00	0.00	0.00	-	982.00	-	-	-	-	-	-	-	-	-	-	-	0.00	0.00	0.00	-	0.46	-	-	-	-	-	-	-	-	-	-	4,750
4,800	0.00	0.00	0.00	-	933.00	-	-	-	-	-	-	-	-	-	-	-	0.00	0.00	0.00	-	0.74	-	-	-	-	-	-	-	-	-	-	4,800
4,850	0.00	0.00	0.00	-	883.00	-	-	-	-	-	-	-	-	-	-	-	0.00	0.00	0.00	-	1.20	-	-	-	-	-	-	-	-	-	-	4,850
4,900	0.00	0.00	0.00	-	834.00	-	-	-	-	-	-	-	-	-	-	-	0.00	0.00	0.00	-	1.80	-	-	-	-	-	-	-	-	-	-	4,900
4,950	0.00	0.00	0.00	-	785.00	-	-	-	-	-	-	-	-	-	-	-	0.00	0.00	0.00	-	2.70	-	-	-	-	-	-	-	-	-	-	4,950
5,000	0.00	0.00	0.00	-	736.00	-	-	-	-	-	-	-	-	-	-	-	0.00	0.00	0.00	-	3.90	-	-	-	-	-	-	-	-	-	-	5,000
5,050	0.00	0.00	0.00	-	688.00	-	-	0.00	0.00	0.00	-	673.00	-	-	-	0.00	0.00	0.00	-	5.60	-	-	0.00	0.00	0.00	-	27.75	-	-	-	5,050	
5,100	0.00	0.00	0.00	-	640.00	-	-	0.00	0.00	0.00	-	630.00	-	-	-	0.00	0.00	0.00	-	8.00	-	-	0.00	0.00	0.00	-	34.25	-	-	-	5,100	
5,150	0.00	0.00	0.00	-	594.00	-	-	0.00	0.00	0.00	-	588.00	-	-	-	0.00	0.00	0.00	-	11.00	-	-	0.00	0.00	0.00	-	41.75	-	-	-	5,150	
5,200	0.00	0.00	0.00	-	548.00	-	-	0.00	0.00	0.00	-	547.00	-	-	-	0.00	0.00	0.00	-	15.00	-	5	0.00	0.00	0.00	-	50.50	-	-	-	5,200	
5,250	0.00	0.00	0.00	-	503.00	-	-	0.00	0.00	0.00	-	507.00	-	-	-	0.00	0.00	0.00	-	20.00	-	-	0.00	0.00	0.00	-	60.50	-	-	-	5,250	
5,300	0.00	0.00	0.00	-	459.00	-	-	0.00	0.00	0.00	-	469.00	-	-	-	0.00	0.00	0.00	-	26.50	-	-	0.00	0.00	0.00	-	72.00	-	-	-	5,300	
5,350	0.00	0.00	0.00	-	417.00	-	-	0.00	0.00	0.00	-	432.00	-	-	-	0.00	0.00	0.00	-	34.25	-	-	0.00	0.00	0.00	-	85.00	-	-	-	5,350	
5,400	0.00	0.00	0.00	-	377.00	-	-	0.00	0.00	0.00	-	397.00	-	-	-	0.00	0.00	0.00	-	44.00	-	10	0.00	0.00	0.00	-	99.50	-	-	-	5,400	
5,450	0.00	0.00	0.00	-	338.00	-	-	0.00	0.00	0.00	-	363.00	-	-	-	0.00	0.00	0.00	-	55.50	-	-	0.00	0.00	0.00	-	116.00	-	-	-	5,450	
5,500	0.00	0.00	0.00	-	302.00	-	30	0.00	0.00	0.00	-	331.00	-	-	-	0.00	0.00	0.00	-	69.00	-	7	0.00	0.00	0.00	-	134.00	-	-	-	5,500	
5,550	0.00	0.00	0.00	-	268.00	-	193	0.00	0.00	0.00	-	301.00	-	-	-	0.00	0.00	0.00	-	84.50	-	8	0.00	0.00	0.00	-	154.00	-	-	-	5,550	
5,600	0.00	0.00	0.00	-	236.00	-	32	0.00	0.00	0.00	-	273.00	-	31	-	0.00	0.00	0.00	-	102.00	-	90	0.00	0.00	0.00	-	175.00	-	62	-	5,600	
5,650	0.00	0.00	0.00	-	206.00	-	60	0.00	0.00	0.00	-	246.00	-	30	-	0.00	0.00	0.00	-	123.00	-	89	0.00	0.00	0.00	-	198.00	-	30	-	5,650	
5,700	0.00	0.00	0.00	-	179.00	-	124	0.00	0.00	0.00	-	221.00	-	91	-	0.00	0.00	0.00	-	146.00	-	122	0.00	0.00	0.00	-	224.00	-	90	-	5,700	
5,750	0.00	0.00	0.00	-	154.00	-	100	0.00	0.00	0.00	-	198.00	-	30	-	0.00	0.00	0.00	-	171.00	-	120	0.00	0.00	0.00	-	250.00	-	60	-	5,750	
5,800	182.00	182.00	182.00	182.00	182.00	1	33	0.00	0.00	0.00	-	177.00	-	120	-	131.00	182.00	131.00	131.00	131.00	131.00	60	93	0.00	0.00	0.00	-	279.00	-	90	-	5,800
5,850	156.00	156.00	156.00	156.00	156.00	2	32	0.00	0.00	0.00	-	158.00	-	30	-	152.00	156.00	152.00	152.00	152.00	152.00	1	91	0.00	0.00	0.00	-	309.00	-	-	-	5,850
5,900	0.00	0.00	0.00	-	94.50	-	10	0.00	0.00	0.00	-	140.00	-	-	-	178.00	0.00	178.00	178.00	178.00	178.00	30	30	0.00	0.00	0.00	-	341.00	-	-	-	5,900
5,950	110.00	115.00	110.00	115.00	115.00	2	15	0.00	0.00	0.00	-	123.00	-	-	-	0.00	115.00	0.00	-	295.00	-	30	0.00	0.00	0.00	-	375.00	-	-	-	5,950	

FTSE/Athex Large Cap

(Trade Unit: 1 Index Point x 2€ - Exercise Style: European, Cash Settlement)

Exercise Price	Call Options														Put Options																		
	June 2026						July 2026						Other Months		June 2026						July 2026						Other Months		Exercise Price				
	Open price	Price max	Price min	Last price	Closing price	Volume	Open Interest	Open price	Price max	Price min	Last price	Closing price	Volume	Open Interest	Volume	Open Interest	Open price	Price max	Price min	Last price	Closing price	Volume	Open Interest	Open price	Price max	Price min	Last price	Closing price		Volume	Open Interest	Volume	Open Interest
6,000	0.00	0.00	0.00	-	66.00	-	10	0.00	0.00	0.00	-	108.00	-	-			0.00	0.00	0.00	-	332.00	-	-	0.00	0.00	0.00	-	410.00		-	-		
6,050	0.00	0.00	0.00	-	54.00	-	10	0.00	0.00	0.00	-	95.00	-	-			0.00	0.00	0.00	-	370.00	-	-	0.00	0.00	0.00	-	446.00	-	-			6,050
6,100	0.00	0.00	0.00	-	44.25	-	-	0.00	0.00	0.00	-	83.00	-	-			0.00	0.00	0.00	-	410.00	-	-	0.00	0.00	0.00	-	484.00	-	-			6,100
6,150	0.00	0.00	0.00	-	36.00	-	-	0.00	0.00	0.00	-	72.50	-	-			0.00	0.00	0.00	-	452.00	-	-	0.00	0.00	0.00	-	523.00	-	-			6,150
6,200	0.00	0.00	0.00	-	29.00	-	-	0.00	0.00	0.00	-	62.50	-	-			0.00	0.00	0.00	-	495.00	-	-	0.00	0.00	0.00	-	563.00	-	-			6,200
6,250	0.00	0.00	0.00	-	23.25	-	-	0.00	0.00	0.00	-	54.00	-	-			0.00	0.00	0.00	-	539.00	-	-	0.00	0.00	0.00	-	605.00	-	-			6,250
6,300	0.00	0.00	0.00	-	18.25	-	-	0.00	0.00	0.00	-	46.75	-	-			0.00	0.00	0.00	-	584.00	-	-	0.00	0.00	0.00	-	647.00	-	-			6,300
6,350	0.00	0.00	0.00	-	14.50	-	-	0.00	0.00	0.00	-	40.00	-	-			0.00	0.00	0.00	-	630.00	-	-	0.00	0.00	0.00	-	690.00	-	-			6,350
6,400	0.00	0.00	0.00	-	11.25	-	-	0.00	0.00	0.00	-	34.25	-	-			0.00	0.00	0.00	-	677.00	-	-	0.00	0.00	0.00	-	734.00	-	-			6,400
6,450	0.00	0.00	0.00	-	8.70	-	-	-	-	-	-	-	-	-			0.00	0.00	0.00	-	724.00	-	-	-	-	-	-	-	-	-			6,450
6,500	0.00	0.00	0.00	-	6.70	-	-	-	-	-	-	-	-	-			0.00	0.00	0.00	-	772.00	-	-	-	-	-	-	-	-	-			6,500
6,550	0.00	0.00	0.00	-	5.10	-	-	-	-	-	-	-	-	-			0.00	0.00	0.00	-	820.00	-	-	-	-	-	-	-	-	-			6,550
6,600	0.00	0.00	0.00	-	3.90	-	-	-	-	-	-	-	-	-			0.00	0.00	0.00	-	869.00	-	-	-	-	-	-	-	-	-			6,600
6,650	0.00	0.00	0.00	-	2.90	-	-	-	-	-	-	-	-	-			0.00	0.00	0.00	-	918.00	-	-	-	-	-	-	-	-	-			6,650
Totals:						5	649					0	332	0	0							91	695					0	332	0	0		
Number of Trades:						4						0		0								4					0		0				

Allwyn AG (CR)

(Contract Size: 100 Securities, Exercise Style: American, Physical Delivery)

Call Options														Put Options																		
June 2026							July 2026							Other Months		June 2026							July 2026							Other Months		Exercise Price
Open price	Price max	Price min	Last price	Closing price	Volume	Open Interest	Open price	Price max	Price min	Last price	Closing price	Volume	Open Interest	Volume	Open Interest	Open price	Price max	Price min	Last price	Closing price	Volume	Open Interest	Open price	Price max	Price min	Last price	Closing price	Volume	Open Interest	Volume	Open Interest	
8.500	0.000	0.000	0.000	3.41	-	-	0.000	0.000	0.000	3.43	-	-			0.000	0.000	0.000	0.001	-	-	0.000	0.000	0.000	0.004	-	-					0.085	
8.750	0.000	0.000	0.000	3.16	-	-	0.000	0.000	0.000	3.18	-	-			0.000	0.000	0.000	0.001	-	-	0.000	0.000	0.000	0.007	-	-					0.088	
9.000	0.000	0.000	0.000	2.91	-	-	0.000	0.000	0.000	2.94	-	-			0.000	0.000	0.000	0.001	-	-	0.000	0.000	0.000	0.012	-	-					0.090	
9.250	0.000	0.000	0.000	2.67	-	-	0.000	0.000	0.000	2.70	-	-			0.000	0.000	0.000	0.002	-	-	0.000	0.000	0.000	0.021	-	-					0.093	
9.500	0.000	0.000	0.000	2.42	-	-	0.000	0.000	0.000	2.46	-	-			0.000	0.000	0.000	0.004	-	-	0.000	0.000	0.000	0.034	-	-					0.095	
9.750	0.000	0.000	0.000	2.17	-	-	0.000	0.000	0.000	2.23	-	-			0.000	0.000	0.000	0.009	-	-	0.000	0.000	0.000	0.051	-	-					0.098	
10.000	0.000	0.000	0.000	1.93	-	-	0.000	0.000	0.000	2.01	-	-			0.000	0.000	0.000	0.018	-	-	0.000	0.000	0.000	0.078	-	-					0.100	
10.500	0.000	0.000	0.000	1.47	-	-	0.000	0.000	0.000	1.59	-	-			0.000	0.000	0.000	0.057	-	-	0.000	0.000	0.000	0.156	-	-					0.105	
11.000	0.000	0.000	0.000	1.06	-	-	0.000	0.000	0.000	1.21	-	-			0.000	0.000	0.000	0.141	-	-	0.000	0.000	0.000	0.282	-	-					0.110	
11.500	0.000	0.000	0.000	0.710	-	-	0.000	0.000	0.000	0.900	-	-			0.000	0.000	0.000	0.292	-	35	0.000	0.000	0.000	0.466	-	-					0.115	
12.000	0.000	0.000	0.000	0.443	-	-	0.000	0.000	0.000	0.644	-	10			0.000	0.000	0.000	0.526	-	-	0.000	0.000	0.000	0.710	-	-					0.120	
12.500	0.000	0.000	0.000	0.256	-	-	0.000	0.000	0.000	0.444	-	-			0.000	0.000	0.000	0.839	-	-	0.000	0.000	0.000	1.01	-	-					0.125	
13.000	0.000	0.000	0.000	0.135	-	-	0.000	0.000	0.000	0.296	-	-			0.000	0.000	0.000	1.22	-	-	0.000	0.000	0.000	1.36	-	-					0.130	
13.500	0.000	0.000	0.000	0.067	-	-	0.000	0.000	0.000	0.190	-	-			0.000	0.000	0.000	1.65	-	-	0.000	0.000	0.000	1.76	-	-					0.135	
14.000	0.000	0.000	0.000	0.031	-	-	0.000	0.000	0.000	0.117	-	-			0.000	0.000	0.000	2.12	-	-	0.000	0.000	0.000	2.19	-	-					0.140	
14.500	0.000	0.000	0.000	0.013	-	-	0.000	0.000	0.000	0.071	-	-			0.000	0.000	0.000	2.60	-	-	0.000	0.000	0.000	2.64	-	-					0.145	
15.000	0.000	0.000	0.000	0.005	-	-	0.000	0.000	0.000	0.042	-	-			0.000	0.000	0.000	3.10	-	-	0.000	0.000	0.000	3.12	-	-					0.150	
15.500	0.000	0.000	0.000	0.002	-	-	0.000	0.000	0.000	0.024	-	-			0.000	0.000	0.000	3.60	-	-	0.000	0.000	0.000	3.61	-	-					0.155	
16.000	0.000	0.000	0.000	0.001	-	-	0.000	0.000	0.000	0.013	-	-			0.000	0.000	0.000	4.10	-	-	0.000	0.000	0.000	4.10	-	-					0.160	
16.500	0.000	0.000	0.000	0.001	-	-	0.000	0.000	0.000	0.007	-	-			0.000	0.000	0.000	4.60	-	-	0.000	0.000	0.000	4.60	-	-					0.165	
17.000	0.000	0.000	0.000	0.001	-	-	0.000	0.000	0.000	0.004	-	-			0.000	0.000	0.000	5.10	-	-	0.000	0.000	0.000	5.10	-	-					0.170	
17.500	0.000	0.000	0.000	0.003	-	-	0.000	0.000	0.000	0.002	-	-			0.000	0.000	0.000	5.60	-	-	0.000	0.000	0.000	5.60	-	-					0.175	
18.000	0.000	0.000	0.000	0.001	-	-	0.000	0.000	0.000	0.001	-	-			0.000	0.000	0.000	6.10	-	-	0.000	0.000	0.000	6.10	-	-					0.180	
18.500	0.000	0.000	0.000	0.001	-	-	0.000	0.000	0.000	0.001	-	-			0.000	0.000	0.000	6.60	-	-	0.000	0.000	0.000	6.60	-	-					0.185	
19.000	0.000	0.000	0.000	0.001	-	-	0.000	0.000	0.000	0.001	-	-			0.000	0.000	0.000	7.10	-	50	0.000	0.000	0.000	7.10	-	-					0.190	
19.500	0.000	0.000	0.000	0.001	-	-					-	-			0.000	0.000	0.000	7.60	-	50					-	-					0.195	
20.000	0.000	0.000	0.000	0.001	-	-					-	-			0.000	0.000	0.000	8.10	-	-					-	-					0.200	
21.000	0.000	0.000	0.000	0.001	-	-					-	-			0.000	0.000	0.000	9.10	-	-					-	-					0.210	
22.000	0.000	0.000	0.000	0.001	-	-					-	-			0.000	0.000	0.000	10.10	-	-					-	-					0.220	
23.000	0.000	0.000	0.000	0.001	-	-					-	-			0.000	0.000	0.000	11.10	-	-					-	-					0.230	
24.000	0.000	0.000	0.000	0.001	-	-					-	-			0.000	0.000	0.000	12.10	-	-					-	-					0.240	
25.000	0.000	0.000	0.000	0.002	-	-					-	-			0.000	0.000	0.000	13.10	-	-					-	-					0.250	
26.000	0.000	0.000	0.000	0.001	-	-					-	-			0.000	0.000	0.000	14.10	-	-					-	-					0.260	
27.000	0.000	0.000	0.000	0.001	-	-					-	-			0.000	0.000	0.000	15.10	-	-					-	-					0.270	
28.000	0.000	0.000	0.000	0.001	-	-					-	-			0.000	0.000	0.000	16.10	-	-					-	-					0.280	
29.000	0.000	0.000	0.000	0.001	-	-					-	-			0.000	0.000	0.000	17.10	-	-					-	-					0.290	

Allwyn AG (CR)

(Contract Size: 100 Securities, Exercise Style: American, Physical Delivery)

Exercise Price	Call Options														Put Options										Exercise Price									
	June 2026						July 2026						Other Months		June 2026					July 2026						Other Months								
	Open price	Price max	Price min	Last price	Closing price	Volume	Open Interest	Open price	Price max	Price min	Last price	Closing price	Volume	Open Interest	Volume	Open Interest	Open price	Price max	Price min	Last price	Closing price	Volume	Open Interest	Open price		Price max	Price min	Last price	Closing price	Volume	Open Interest	Volume	Open Interest	
30.000	0.000	0.000	0.000		0.001	-	-																											0.300
Totals:						0	0					0	10	0	0						0	135						0	0	0	0			
Number of Trades:						0						0		0							0.00						0		0					

ALPHA BANK (CR)

(Contract Size: 100 Securities, Exercise Style: American, Physical Delivery)

Call Options																Put Options																	
June 2026								July 2026								Other Months		June 2026						July 2026					Other Months		Exercise Price		
Open price	Price max	Price min	Last price	Closing price	Volume	Open Interest		Open price	Price max	Price min	Last price	Closing price	Volume	Open Interest	Volume	Open Interest	Open price	Price max	Price min	Last price	Closing price	Volume	Open Interest	Open price	Price max	Price min	Last price	Closing price	Volume	Open Interest		Volume	Open Interest
2.000	0.000	0.000	0.000	1.54	-	-											0.000	0.000	0.000	0.001	-	-											0.020
2.100	0.000	0.000	0.000	1.44	-	-											0.000	0.000	0.000	0.001	-	-											0.021
2.200	0.000	0.000	0.000	1.34	-	-											0.000	0.000	0.000	0.001	-	-											0.022
2.300	0.000	0.000	0.000	1.24	-	-											0.000	0.000	0.000	0.001	-	-											0.023
2.400	0.000	0.000	0.000	1.14	-	-	0.000	0.000	0.000			1.15	-	-			0.000	0.000	0.000	0.001	-	-	0.000	0.000	0.000	0.004	-	-					0.024
2.500	0.000	0.000	0.000	1.05	-	-	0.000	0.000	0.000			1.06	-	-			0.000	0.000	0.000	0.001	-	-	0.000	0.000	0.000	0.008	-	-					0.025
2.600	0.000	0.000	0.000	0.947	-	-	0.000	0.000	0.000			0.961	-	-			0.000	0.000	0.000	0.003	-	-	0.000	0.000	0.000	0.013	-	-					0.026
2.700	0.000	0.000	0.000	0.850	-	-	0.000	0.000	0.000			0.869	-	-			0.000	0.000	0.000	0.006	-	-	0.000	0.000	0.000	0.020	-	-					0.027
2.800	0.000	0.000	0.000	0.755	-	-	0.000	0.000	0.000			0.781	-	-			0.000	0.000	0.000	0.011	-	-	0.000	0.000	0.000	0.032	-	-					0.028
2.900	0.000	0.000	0.000	0.663	-	-	0.000	0.000	0.000			0.696	-	-			0.000	0.000	0.000	0.019	-	-	0.000	0.000	0.000	0.047	-	-					0.029
3.000	0.000	0.000	0.000	0.575	-	-	0.000	0.000	0.000			0.614	-	-			0.000	0.000	0.000	0.030	-	-	0.000	0.000	0.000	0.065	-	-					0.030
3.100	0.000	0.000	0.000	0.493	-	-	0.000	0.000	0.000			0.541	-	-			0.000	0.000	0.000	0.048	-	-	0.000	0.000	0.000	0.091	-	-					0.031
3.200	0.000	0.000	0.000	0.417	-	-	0.000	0.000	0.000			0.470	-	-			0.000	0.000	0.000	0.072	-	-	0.000	0.000	0.000	0.121	-	-					0.032
3.300	0.000	0.000	0.000	0.347	-	-	0.000	0.000	0.000			0.407	-	-			0.000	0.000	0.000	0.102	-	-	0.000	0.000	0.000	0.157	-	-					0.033
3.400	0.000	0.000	0.000	0.284	-	-	0.000	0.000	0.000			0.349	-	-			0.000	0.000	0.000	0.139	-	-	0.000	0.000	0.000	0.199	-	-					0.034
3.500	0.000	0.000	0.000	0.231	-	-	0.000	0.000	0.000			0.297	-	-			0.000	0.000	0.000	0.186	-	-	0.000	0.000	0.000	0.247	-	-					0.035
3.600	0.000	0.000	0.000	0.184	-	-	0.000	0.000	0.000			0.251	-	-			0.000	0.000	0.000	0.239	-	-	0.000	0.000	0.000	0.301	-	-					0.036
3.700	0.000	0.000	0.000	0.144	-	-	0.000	0.000	0.000			0.210	-	-			0.000	0.000	0.000	0.298	-	-	0.000	0.000	0.000	0.360	-	-					0.037
3.800	0.000	0.000	0.000	0.112	-	-	0.000	0.000	0.000			0.175	-	-			0.000	0.000	0.000	0.367	-	-	0.000	0.000	0.000	0.425	-	-					0.038
3.900	0.000	0.000	0.000	0.086	-	2,000	0.000	0.000	0.000			0.145	-	-			0.000	0.000	0.000	0.441	-	-	0.000	0.000	0.000	0.494	-	-					0.039
4.000	0.000	0.000	0.000	0.064	-	10	0.000	0.000	0.000			0.119	-	-			0.000	0.000	0.000	0.519	-	-	0.000	0.000	0.000	0.569	-	-					0.040
4.250	0.000	0.000	0.000	0.030	-	-	0.000	0.000	0.000			0.071	-	-			0.000	0.000	0.000	0.736	-	-	0.000	0.000	0.000	0.771	-	-					0.043
4.400	0.000	0.000	0.000	0.018	-	-							-	-			0.000	0.000	0.000	0.874	-	-					-	-					0.044
4.500	0.000	0.000	0.000	0.013	-	-	0.000	0.000	0.000			0.041	-	-			0.000	0.000	0.000	0.969	-	-	0.000	0.000	0.000	0.991	-	-					0.045
4.750	0.000	0.000	0.000	0.005	-	-	0.000	0.000	0.000			0.023	-	-			0.000	0.000	0.000	1.21	-	-	0.000	0.000	0.000	1.22	-	-					0.048
4.800	0.000	0.000	0.000	0.004	-	-							-	-			0.000	0.000	0.000	1.26	-	-					-	-					0.048
5.000	0.000	0.000	0.000	0.002	-	-	0.000	0.000	0.000			0.012	-	-			0.000	0.000	0.000	1.46	-	-	0.000	0.000	0.000	1.46	-	-					0.050
5.250	0.000	0.000	0.000	0.001	-	-	0.000	0.000	0.000			0.006	-	-			0.000	0.000	0.000	1.71	-	-	0.000	0.000	0.000	1.71	-	-					0.053
5.500	0.000	0.000	0.000	0.001	-	-	0.000	0.000	0.000			0.003	-	-			0.000	0.000	0.000	1.96	-	-	0.000	0.000	0.000	1.96	-	-					0.055
5.750	0.000	0.000	0.000	0.001	-	-	0.000	0.000	0.000			0.002	-	-			0.000	0.000	0.000	2.21	-	-	0.000	0.000	0.000	2.21	-	-					0.058
6.000	0.000	0.000	0.000	0.001	-	-	0.000	0.000	0.000			0.001	-	-			0.000	0.000	0.000	2.46	-	-	0.000	0.000	0.000	2.46	-	-					0.060
6.250	0.000	0.000	0.000	0.001	-	-	0.000	0.000	0.000			0.001	-	-			0.000	0.000	0.000	2.71	-	-	0.000	0.000	0.000	2.71	-	-					0.063
6.500	0.000	0.000	0.000	0.001	-	-							-	-			0.000	0.000	0.000	2.96	-	-					-	-					0.065
6.750	0.000	0.000	0.000	0.001	-	-							-	-			0.000	0.000	0.000	3.21	-	-					-	-					0.068
7.000	0.000	0.000	0.000	0.001	-	-							-	-			0.000	0.000	0.000	3.46	-	-					-	-					0.070

ALPHA BANK (CR)

(Contract Size: 100 Securities, Exercise Style: American, Physical Delivery)

	Call Options														Put Options																					
	June 2026							July 2026							Other Months		June 2026							July 2026							Other Months					
Exercise Price	Open price	Price max	Price min	Last price	Closing price	Volume	Open Interest	Open price	Price max	Price min	Last price	Closing price	Volume	Open Interest	Volume	Open Interest	Open price	Price max	Price min	Last price	Closing price	Volume	Open Interest	Open price	Price max	Price min	Last price	Closing price	Volume	Open Interest	Volume	Open Interest	Exercise Price			
Totals:						0	2,010							0	0	0	0							0	0							0	0	0	0	
Number of Trades:							0							0		0							0.00							0		0				

NATIONAL BANK (CR)

(Contract Size: 100 Securities, Exercise Style: American, Physical Delivery)

Call Options																	Put Options																		
June 2026							July 2026							Other Months		June 2026					July 2026					Other Months		Exercise Price							
Exercise Price	Open price	Price max	Price min	Last price	Closing price	Volume	Open Interest	Open price	Price max	Price min	Last price	Closing price	Volume	Open Interest	Volume	Open Interest	Open price	Price max	Price min	Last price	Closing price	Volume	Open Interest	Open price	Price max	Price min	Last price		Closing price	Volume	Open Interest	Volume	Open Interest		
8.250	0.000	0.000	0.000		5.92	-	-										0.000	0.000	0.000		0.001	-	-									0.083			
8.400	0.000	0.000	0.000		5.77	-	-										0.000	0.000	0.000		0.001	-	-									0.084			
8.500	0.000	0.000	0.000		5.67	-	-										0.000	0.000	0.000		0.001	-	-									0.085			
8.750	0.000	0.000	0.000		5.42	-	-										0.000	0.000	0.000		0.001	-	-									0.088			
8.800	0.000	0.000	0.000		5.37	-	-										0.000	0.000	0.000		0.001	-	-									0.088			
9.000	0.000	0.000	0.000		5.17	-	-										0.000	0.000	0.000		0.001	-	-									0.090			
9.200	0.000	0.000	0.000		4.97	-	-										0.000	0.000	0.000		0.001	-	-									0.092			
9.250	0.000	0.000	0.000		4.92	-	-	0.000	0.000	0.000		4.94	-	-			0.000	0.000	0.000		0.001	-	-	0.000	0.000	0.000		0.005	-	-		0.093			
9.500	0.000	0.000	0.000		4.68	-	-	0.000	0.000	0.000		4.70	-	-			0.000	0.000	0.000		0.001	-	-	0.000	0.000	0.000		0.008	-	-		0.095			
9.600	0.000	0.000	0.000		4.58	-	-										0.000	0.000	0.000		0.001	-	-									0.096			
9.750	0.000	0.000	0.000		4.43	-	-	0.000	0.000	0.000		4.45	-	-			0.000	0.000	0.000		0.001	-	-	0.000	0.000	0.000		0.012	-	-		0.098			
10.000	0.000	0.000	0.000		4.18	-	-	0.000	0.000	0.000		4.21	-	-			0.000	0.000	0.000		0.002	-	-	0.000	0.000	0.000		0.018	-	-		0.100			
10.500	0.000	0.000	0.000		3.68	-	-	0.000	0.000	0.000		3.73	-	-			0.000	0.000	0.000		0.005	-	-	0.000	0.000	0.000		0.038	-	-		0.105			
11.000	0.000	0.000	0.000		3.19	-	-	0.000	0.000	0.000		3.27	-	-			0.000	0.000	0.000		0.016	-	-	0.000	0.000	0.000		0.072	-	-		0.110			
11.500	0.000	0.000	0.000		2.72	-	-	0.000	0.000	0.000		2.82	-	-			0.000	0.000	0.000		0.039	-	-	0.000	0.000	0.000		0.128	-	-		0.115			
12.000	0.000	0.000	0.000		2.26	-	-	0.000	0.000	0.000		2.41	-	-			0.000	0.000	0.000		0.082	-	-	0.000	0.000	0.000		0.212	-	-		0.120			
12.500	0.000	0.000	0.000		1.84	-	-	0.000	0.000	0.000		2.03	-	-			0.000	0.000	0.000		0.156	-	133	0.000	0.000	0.000		0.328	-	-		0.125			
13.000	0.000	0.000	0.000		1.45	-	-	0.000	0.000	0.000		1.68	-	-			0.000	0.000	0.000		0.270	-	1	0.000	0.000	0.000		0.479	-	-		0.130			
13.500	0.000	0.000	0.000		1.11	-	-	0.000	0.000	0.000		1.36	-	-			0.000	0.000	0.000		0.433	-	136	0.000	0.000	0.000		0.664	-	-		0.135			
14.000	0.000	0.000	0.000		0.830	-	-	0.000	0.000	0.000		1.10	-	-			0.000	0.000	0.000		0.650	-	-	0.000	0.000	0.000		0.899	-	-		0.140			
14.500	0.000	0.000	0.000		0.601	-	-	0.000	0.000	0.000		0.875	-	-			0.000	0.000	0.000		0.921	-	10	0.000	0.000	0.000		1.17	-	-		0.145			
15.000	0.000	0.000	0.000		0.423	-	15	0.000	0.000	0.000		0.680	-	-			0.000	0.000	0.000		1.24	-	-	0.000	0.000	0.000		1.48	-	-		0.150			
15.500	0.000	0.000	0.000		0.288	-	-	0.000	0.000	0.000		0.525	-	-			0.000	0.000	0.000		1.61	-	-	0.000	0.000	0.000		1.82	-	-		0.155			
16.000	0.000	0.000	0.000		0.190	-	-	0.000	0.000	0.000		0.402	-	-			0.000	0.000	0.000		2.01	-	-	0.000	0.000	0.000		2.20	-	-		0.160			
16.500	0.000	0.000	0.000		0.121	-	-	0.000	0.000	0.000		0.296	-	-			0.000	0.000	0.000		2.44	-	-	0.000	0.000	0.000		2.60	-	-		0.165			
17.000	0.000	0.000	0.000		0.075	-	-	0.000	0.000	0.000		0.224	-	-			0.000	0.000	0.000		2.90	-	-	0.000	0.000	0.000		3.02	-	-		0.170			
17.500	0.000	0.000	0.000		0.047	-	-	0.000	0.000	0.000		0.163	-	-			0.000	0.000	0.000		3.37	-	-	0.000	0.000	0.000		3.47	-	-		0.175			
18.000	0.000	0.000	0.000		0.028	-	-	0.000	0.000	0.000		0.119	-	-			0.000	0.000	0.000		3.85	-	-	0.000	0.000	0.000		3.92	-	-		0.180			
18.500	0.000	0.000	0.000		0.016	-	-	0.000	0.000	0.000		0.086	-	-			0.000	0.000	0.000		4.34	-	-	0.000	0.000	0.000		4.39	-	-		0.185			
19.000	0.000	0.000	0.000		0.009	-	-	0.000	0.000	0.000		0.060	-	-			0.000	0.000	0.000		4.84	-	-	0.000	0.000	0.000		4.87	-	-		0.190			
19.500	0.000	0.000	0.000		0.005	-	-	0.000	0.000	0.000		0.043	-	-			0.000	0.000	0.000		5.34	-	-	0.000	0.000	0.000		5.36	-	-		0.195			
20.000	0.000	0.000	0.000		0.003	-	-	0.000	0.000	0.000		0.029	-	-			0.000	0.000	0.000		5.84	-	-	0.000	0.000	0.000		5.85	-	-		0.200			
21.000	0.000	0.000	0.000		0.001	-	-										0.000	0.000	0.000		6.84	-	-									0.210			
22.000	0.000	0.000	0.000		0.001	-	-										0.000	0.000	0.000		7.84	-	-									0.220			
Totals:						0	15							0	0	0	0							0	280							0	0	0	40
Number of Trades:						0							0							0.00							0							0	

OTE (CR)

(Contract Size: 100 Securities, Exercise Style: American, Physical Delivery)

Call Options																Put Options																	
June 2026								July 2026								Other Months		June 2026						July 2026					Other Months		Exercise Price		
Open price	Price max	Price min	Last price	Closing price	Volume	Open Interest	Open price	Price max	Price min	Last price	Closing price	Volume	Open Interest	Volume	Open Interest	Open price	Price max	Price min	Last price	Closing price	Volume	Open Interest	Open price	Price max	Price min	Last price	Closing price	Volume	Open Interest	Volume		Open Interest	
10.000	0.000	0.000	0.000	8.72	-	-										0.000	0.000	0.000	0.001	-	-											0.100	
10.500	0.000	0.000	0.000	8.22	-	-										0.000	0.000	0.000	0.001	-	-											0.105	
11.000	0.000	0.000	0.000	7.72	-	-										0.000	0.000	0.000	0.001	-	-											0.110	
11.500	0.000	0.000	0.000	7.22	-	-										0.000	0.000	0.000	0.001	-	-											0.115	
12.000	0.000	0.000	0.000	6.72	-	-										0.000	0.000	0.000	0.002	-	-											0.120	
12.500	0.000	0.000	0.000	6.22	-	-										0.000	0.000	0.000	0.001	-	-											0.125	
13.000	0.000	0.000	0.000	5.72	-	-	0.000	0.000	0.000		5.74	-	-			0.000	0.000	0.000	0.001	-	-	0.000	0.000	0.000	0.001	-	-					0.130	
13.500	0.000	0.000	0.000	5.22	-	-	0.000	0.000	0.000		5.24	-	-			0.000	0.000	0.000	0.001	-	-	0.000	0.000	0.000	0.001	-	-					0.135	
14.000	0.000	0.000	0.000	4.72	-	-	0.000	0.000	0.000		4.75	-	-			0.000	0.000	0.000	0.001	-	-	0.000	0.000	0.000	0.004	-	-					0.140	
14.500	0.000	0.000	0.000	4.22	-	-	0.000	0.000	0.000		4.25	-	-			0.000	0.000	0.000	0.001	-	-	0.000	0.000	0.000	0.009	-	-					0.145	
15.000	0.000	0.000	0.000	3.72	-	-	0.000	0.000	0.000		3.77	-	-			0.000	0.000	0.000	0.001	-	-	0.000	0.000	0.000	0.021	-	-					0.150	
15.500	0.000	0.000	0.000	3.23	-	-	0.000	0.000	0.000		3.29	-	-			0.000	0.000	0.000	0.003	-	-	0.000	0.000	0.000	0.043	-	-					0.155	
16.000	0.000	0.000	0.000	2.73	-	-	0.000	0.000	0.000		2.83	-	-			0.000	0.000	0.000	0.009	-	-	0.000	0.000	0.000	0.081	-	-					0.160	
16.500	0.000	0.000	0.000	2.25	-	-	0.000	0.000	0.000		2.39	-	-			0.000	0.000	0.000	0.027	-	-	0.000	0.000	0.000	0.142	-	-					0.165	
17.000	0.000	0.000	0.000	1.79	-	-	0.000	0.000	0.000		1.98	-	-			0.000	0.000	0.000	0.067	-	45	0.000	0.000	0.000	0.232	-	-					0.170	
17.500	0.000	0.000	0.000	1.37	-	-	0.000	0.000	0.000		1.61	-	-			0.000	0.000	0.000	0.141	-	77	0.000	0.000	0.000	0.358	-	-					0.175	
18.000	0.000	0.000	0.000	0.998	-	-	0.000	0.000	0.000		1.29	-	-			0.000	0.000	0.000	0.271	-	91	0.000	0.000	0.000	0.531	-	-					0.180	
18.500	0.000	0.000	0.000	0.692	-	-	0.000	0.000	0.000		1.00	-	-			0.000	0.000	0.000	0.464	-	-	0.000	0.000	0.000	0.750	-	-					0.185	
19.000	0.301	0.301	0.297	0.297	0.297	30	30	0.000	0.000	0.000		0.767	-	-			0.000	0.000	0.000	0.724	-	-	0.000	0.000	0.000	1.01	-	-					0.190
19.500	0.000	0.000	0.000	0.275	-	45	0.000	0.000	0.000		0.570	-	-			0.000	0.000	0.000	1.05	-	-	0.000	0.000	0.000	1.32	-	-					0.195	
20.000	0.000	0.000	0.000	0.159	-	-	0.000	0.000	0.000		0.410	-	-			0.000	0.000	0.000	1.43	-	-	0.000	0.000	0.000	1.66	-	-					0.200	
21.000	0.000	0.000	0.000	0.045	-	-	0.000	0.000	0.000		0.208	-	-			0.000	0.000	0.000	2.33	-	-	0.000	0.000	0.000	2.46	-	-					0.210	
22.000	0.000	0.000	0.000	0.010	-	-	0.000	0.000	0.000		0.092	-	-			0.000	0.000	0.000	3.30	-	-	0.000	0.000	0.000	3.35	-	-					0.220	
23.000	0.000	0.000	0.000	0.002	-	-	0.000	0.000	0.000		0.039	-	-			0.000	0.000	0.000	4.30	-	-	0.000	0.000	0.000	4.31	-	-					0.230	
24.000	0.000	0.000	0.000	0.001	-	-	0.000	0.000	0.000		0.015	-	-			0.000	0.000	0.000	5.30	-	-	0.000	0.000	0.000	5.30	-	-					0.240	
25.000	0.000	0.000	0.000	0.001	-	-	0.000	0.000	0.000		0.005	-	-			0.000	0.000	0.000	6.30	-	-	0.000	0.000	0.000	6.30	-	-					0.250	
26.000	0.000	0.000	0.000	0.001	-	-	0.000	0.000	0.000		0.002	-	-			0.000	0.000	0.000	7.30	-	-	0.000	0.000	0.000	7.30	-	-					0.260	
27.000	0.000	0.000	0.000	0.001	-	-	0.000	0.000	0.000		0.001	-	-			0.000	0.000	0.000	8.30	-	-	0.000	0.000	0.000	8.30	-	-					0.270	
28.000	0.000	0.000	0.000	0.001	-	-	0.000	0.000	0.000		0.001	-	-			0.000	0.000	0.000	9.30	-	-	0.000	0.000	0.000	9.30	-	-					0.280	
Totals:					30	75					0	0	0	0			30	213				0	0	0	0	0	0	0	0	0	0	0	0
Number of Trades:					2						0		0				0.00						0			0			0				0

PIRAEUS BANK (CR)

(Contract Size: 100 Securities, Exercise Style: American, Physical Delivery)

Call Options														Put Options																			
June 2026							July 2026							Other Months		June 2026							July 2026							Other Months		Exercise Price	
Open price	Price max	Price min	Last price	Closing price	Volume	Open Interest	Open price	Price max	Price min	Last price	Closing price	Volume	Open Interest	Volume	Open Interest	Open price	Price max	Price min	Last price	Closing price	Volume	Open Interest	Open price	Price max	Price min	Last price	Closing price	Volume	Open Interest	Volume	Open Interest		
4.250	0.000	0.000	0.000	4.27	-	-										0.000	0.000	0.000	0.001	-	-											0.043	
4.500	0.000	0.000	0.000	4.02	-	-										0.000	0.000	0.000	0.001	-	-											0.045	
4.750	0.000	0.000	0.000	3.77	-	-										0.000	0.000	0.000	0.001	-	-											0.048	
5.000	0.000	0.000	0.000	3.52	-	-										0.000	0.000	0.000	0.001	-	-											0.050	
5.250	0.000	0.000	0.000	3.27	-	-										0.000	0.000	0.000	0.001	-	-											0.053	
5.500	0.000	0.000	0.000	3.02	-	-	0.000	0.000	0.000		3.03	-	-			0.000	0.000	0.000	0.001	-	-		0.000	0.000	0.000	0.003	-	-				0.055	
5.750	0.000	0.000	0.000	2.77	-	-	0.000	0.000	0.000		2.78	-	-			0.000	0.000	0.000	0.001	-	-		0.000	0.000	0.000	0.007	-	-				0.058	
6.000	0.000	0.000	0.000	2.52	-	-	0.000	0.000	0.000		2.54	-	-			0.000	0.000	0.000	0.001	-	-		0.000	0.000	0.000	0.013	-	-				0.060	
6.250	0.000	0.000	0.000	2.27	-	-	0.000	0.000	0.000		2.30	-	-			0.000	0.000	0.000	0.004	-	-		0.000	0.000	0.000	0.023	-	-				0.063	
6.500	0.000	0.000	0.000	2.03	-	-	0.000	0.000	0.000		2.07	-	-			0.000	0.000	0.000	0.008	-	-		0.000	0.000	0.000	0.040	-	-				0.065	
6.750	0.000	0.000	0.000	1.79	-	-	0.000	0.000	0.000		1.85	-	-			0.000	0.000	0.000	0.018	-	-		0.000	0.000	0.000	0.066	-	-				0.068	
7.000	0.000	0.000	0.000	1.56	-	-	0.000	0.000	0.000		1.63	-	-			0.000	0.000	0.000	0.034	-	-		0.000	0.000	0.000	0.100	-	-				0.070	
7.250	0.000	0.000	0.000	1.33	-	-	0.000	0.000	0.000		1.43	-	-			0.000	0.000	0.000	0.062	-	-		0.000	0.000	0.000	0.145	-	-				0.073	
7.500	0.000	0.000	0.000	1.12	-	-	0.000	0.000	0.000		1.24	-	-			0.000	0.000	0.000	0.103	-	-		0.000	0.000	0.000	0.208	-	-				0.075	
7.750	0.000	0.000	0.000	0.933	-	-	0.000	0.000	0.000		1.06	-	-			0.000	0.000	0.000	0.161	-	-		0.000	0.000	0.000	0.281	-	-				0.078	
8.000	0.000	0.000	0.000	0.760	-	-	0.000	0.000	0.000		0.906	-	-			0.000	0.000	0.000	0.238	-	-		0.000	0.000	0.000	0.372	-	-				0.080	
8.250	0.000	0.000	0.000	0.606	-	-	0.000	0.000	0.000		0.766	-	-			0.000	0.000	0.000	0.334	-	-		0.000	0.000	0.000	0.482	-	-				0.083	
8.500	0.000	0.000	0.000	0.473	-	-	0.000	0.000	0.000		0.635	-	-			0.000	0.000	0.000	0.451	-	-		0.000	0.000	0.000	0.600	-	-				0.085	
8.750	0.000	0.000	0.000	0.367	-	10	0.000	0.000	0.000		0.531	-	-			0.000	0.000	0.000	0.594	-	-		0.000	0.000	0.000	0.746	-	-				0.088	
9.000	0.000	0.000	0.000	0.278	-	900	0.000	0.000	0.000		0.431	-	-			0.000	0.000	0.000	0.756	-	-		0.000	0.000	0.000	0.896	-	-				0.090	
9.250	0.000	0.000	0.000	0.204	-	-	0.000	0.000	0.000		0.354	-	-			0.000	0.000	0.000	0.932	-	-		0.000	0.000	0.000	1.07	-	-				0.093	
9.500	0.000	0.000	0.000	0.149	-	-	0.000	0.000	0.000		0.283	-	-			0.000	0.000	0.000	1.13	-	-		0.000	0.000	0.000	1.25	-	-				0.095	
9.750	0.000	0.000	0.000	0.108	-	-	0.000	0.000	0.000		0.229	-	-			0.000	0.000	0.000	1.34	-	-		0.000	0.000	0.000	1.44	-	-				0.098	
10.000	0.000	0.000	0.000	0.075	-	-	0.000	0.000	0.000		0.179	-	-			0.000	0.000	0.000	1.55	-	-		0.000	0.000	0.000	1.64	-	-				0.100	
10.500	0.000	0.000	0.000	0.036	-	-	0.000	0.000	0.000		0.109	-	-			0.000	0.000	0.000	2.02	-	-		0.000	0.000	0.000	2.08	-	-				0.105	
11.000	0.000	0.000	0.000	0.016	-	-	0.000	0.000	0.000		0.065	-	-			0.000	0.000	0.000	2.50	-	-		0.000	0.000	0.000	2.53	-	-				0.110	
11.500	0.000	0.000	0.000	0.006	-	-	0.000	0.000	0.000		0.039	-	-			0.000	0.000	0.000	2.99	-	-		0.000	0.000	0.000	3.01	-	-				0.115	
12.000	0.000	0.000	0.000	0.002	-	-	0.000	0.000	0.000		0.022	-	-			0.000	0.000	0.000	3.49	-	-		0.000	0.000	0.000	3.50	-	-				0.120	
12.500	0.000	0.000	0.000	0.001	-	-	0.000	0.000	0.000		0.012	-	-			0.000	0.000	0.000	3.99	-	-		0.000	0.000	0.000	3.99	-	-				0.125	
13.000	0.000	0.000	0.000	0.001	-	-						-	-			0.000	0.000	0.000	4.49	-	-					-	-				0.130		
Totals:					0	910						0	0	0	0	0	0	0	0	0	0	0	0	0	0	0	0	0	0	0	0	0	0
Number of Trades:					0							0	0	0	0	0	0	0	0	0	0	0	0	0	0	0	0	0	0	0	0	0	0

## PPC (CR)

(Contract Size: 100 Securities, Exercise Style: American, Physical Delivery)

Call Options																Put Options																	
June 2026								July 2026								Other Months		June 2026						July 2026					Other Months		Exercise Price		
Exercise Price	Open price	Price max	Price min	Last price	Closing price	Volume	Open Interest	Open price	Price max	Price min	Last price	Closing price	Volume	Open Interest	Volume	Open Interest	Open price	Price max	Price min	Last price	Closing price	Volume	Open Interest	Open price	Price max	Price min	Last price	Closing price	Volume	Open Interest		Volume	Open Interest
9.200	0.000	0.000	0.000		11.41	-	-										0.000	0.000	0.000		0.001	-	-										0.092
9.500	0.000	0.000	0.000		11.11	-	-										0.000	0.000	0.000		0.001	-	-										0.095
9.600	0.000	0.000	0.000		11.01	-	-										0.000	0.000	0.000		0.001	-	-										0.096
9.750	0.000	0.000	0.000		10.87	-	-										0.000	0.000	0.000		0.001	-	-										0.098
10.000	0.000	0.000	0.000		10.62	-	-										0.000	0.000	0.000		0.001	-	-										0.100
10.500	0.000	0.000	0.000		10.12	-	-										0.000	0.000	0.000		0.001	-	-										0.105
11.000	0.000	0.000	0.000		9.62	-	-										0.000	0.000	0.000		0.001	-	-										0.110
11.500	0.000	0.000	0.000		9.12	-	-										0.000	0.000	0.000		0.001	-	-										0.115
12.000	0.000	0.000	0.000		8.62	-	-										0.000	0.000	0.000		0.001	-	-										0.120
12.500	0.000	0.000	0.000		8.12	-	-										0.000	0.000	0.000		0.001	-	-										0.125
13.000	0.000	0.000	0.000		7.62	-	-	0.000	0.000	0.000		7.64	-	-			0.000	0.000	0.000		0.001	-	-	0.000	0.000	0.000		0.001	-	-			0.130
13.500	0.000	0.000	0.000		7.12	-	-	0.000	0.000	0.000		7.14	-	-			0.000	0.000	0.000		0.001	-	-	0.000	0.000	0.000		0.001	-	-			0.135
14.000	0.000	0.000	0.000		6.62	-	-	0.000	0.000	0.000		6.64	-	-			0.000	0.000	0.000		0.001	-	-	0.000	0.000	0.000		0.001	-	-			0.140
14.500	0.000	0.000	0.000		6.12	-	-	0.000	0.000	0.000		6.15	-	-			0.000	0.000	0.000		0.001	-	-	0.000	0.000	0.000		0.002	-	-			0.145
15.000	0.000	0.000	0.000		5.62	-	-	0.000	0.000	0.000		5.65	-	-			0.000	0.000	0.000		0.001	-	-	0.000	0.000	0.000		0.001	-	-			0.150
15.500	0.000	0.000	0.000		5.12	-	-	0.000	0.000	0.000		5.15	-	-			0.000	0.000	0.000		0.001	-	-	0.000	0.000	0.000		0.003	-	-			0.155
16.000	0.000	0.000	0.000		4.63	-	-	0.000	0.000	0.000		4.66	-	-			0.000	0.000	0.000		0.002	-	-	0.000	0.000	0.000		0.007	-	-			0.160
16.500	0.000	0.000	0.000		4.13	-	-	0.000	0.000	0.000		4.17	-	-			0.000	0.000	0.000		0.001	-	-	0.000	0.000	0.000		0.016	-	-			0.165
17.000	0.000	0.000	0.000		3.63	-	-	0.000	0.000	0.000		3.69	-	-			0.000	0.000	0.000		0.003	-	-	0.000	0.000	0.000		0.033	-	-			0.170
17.500	0.000	0.000	0.000		3.14	-	-	0.000	0.000	0.000		3.22	-	-			0.000	0.000	0.000		0.009	-	-	0.000	0.000	0.000		0.064	-	-			0.175
18.000	0.000	0.000	0.000		2.65	-	-	0.000	0.000	0.000		2.77	-	-			0.000	0.000	0.000		0.023	-	3	0.000	0.000	0.000		0.114	-	-			0.180
18.500	0.000	0.000	0.000		2.18	-	60	0.000	0.000	0.000		2.35	-	-			0.000	0.000	0.000		0.055	-	3	0.000	0.000	0.000		0.189	-	-			0.185
19.000	0.000	0.000	0.000		1.75	-	15	0.000	0.000	0.000		1.95	-	-			0.000	0.000	0.000		0.116	-	32	0.000	0.000	0.000		0.295	-	-			0.190
19.500	0.000	0.000	0.000		1.35	-	-	0.000	0.000	0.000		1.59	-	-			0.000	0.000	0.000		0.216	-	35	0.000	0.000	0.000		0.436	-	-			0.195
20.000	0.000	0.000	0.000		0.997	-	55	0.000	0.000	0.000		1.27	-	-			0.000	0.000	0.000		0.367	-	137	0.000	0.000	0.000		0.615	-	-			0.200
21.000	0.000	0.000	0.000		0.478	-	112	0.000	0.000	0.000		0.775	-	15			0.000	0.000	0.000		0.848	-	75	0.000	0.000	0.000		1.12	-	-			0.210
22.000	0.000	0.000	0.000		0.188	-	255	0.000	0.000	0.000		0.427	-	30			0.000	0.000	0.000		1.56	-	15	0.000	0.000	0.000		1.77	-	-			0.220
23.000	0.000	0.000	0.000		0.061	-	-	0.000	0.000	0.000		0.223	-	15			0.000	0.000	0.000		2.44	-	-	0.000	0.000	0.000		2.57	-	-			0.230
24.000	0.000	0.000	0.000		0.016	-	-	0.000	0.000	0.000		0.105	-	-			0.000	0.000	0.000		3.40	-	-	0.000	0.000	0.000		3.46	-	-			0.240
25.000	0.000	0.000	0.000		0.004	-	-	0.000	0.000	0.000		0.045	-	-			0.000	0.000	0.000		4.40	-	-	0.000	0.000	0.000		4.41	-	-			0.250
26.000	0.000	0.000	0.000		0.001	-	-	0.000	0.000	0.000		0.019	-	-			0.000	0.000	0.000		5.40	-	-	0.000	0.000	0.000		5.40	-	-			0.260
27.000	0.000	0.000	0.000		0.001	-	-	0.000	0.000	0.000		0.007	-	-			0.000	0.000	0.000		6.40	-	-	0.000	0.000	0.000		6.40	-	-			0.270
28.000	0.000	0.000	0.000		0.001	-	-	0.000	0.000	0.000		0.003	-	-			0.000	0.000	0.000		7.40	-	-	0.000	0.000	0.000		7.40	-	-			0.280
29.000	0.000	0.000	0.000		0.001	-	-	0.000	0.000	0.000		0.001	-	-			0.000	0.000	0.000		8.40	-	-	0.000	0.000	0.000		8.40	-	-			0.290
30.000	0.000	0.000	0.000		0.001	-	-	0.000	0.000	0.000		0.001	-	-			0.000	0.000	0.000		9.40	-	-	0.000	0.000	0.000		9.40	-	-			0.300
31.000	0.000	0.000	0.000		0.001	-	-	0.000	0.000	0.000		0.001	-	-			0.000	0.000	0.000		10.40	-	-	0.000	0.000	0.000		10.40	-	-			0.310

PPC (CR)

(Contract Size: 100 Securities, Exercise Style: American, Physical Delivery)

	Call Options														Put Options																		
	June 2026						July 2026						Other Months		June 2026						July 2026				Other Months								
Exercise Price	Open price	Price max	Price min	Last price	Closing price	Volume	Open Interest	Open price	Price max	Price min	Last price	Closing price	Volume	Open Interest	Volume	Open Interest	Open price	Price max	Price min	Last price	Closing price	Volume	Open Interest	Open price	Price max	Price min	Last price	Closing price	Volume	Open Interest	Volume	Open Interest	Exercise Price
Totals:						0	497						0	60	0	0						0	300						0	135	0	0	
Number of Trades:						0							0		0							0.00						0		0			

Lending Products	Underlying Title	Multilateral Transactions[1]				Bilateral Transactions[2]		Stock Borrowing through OTC (volume)[3]
		Open Interest[5]	Volume(Offered)	Average Weighted	Transactions volume	Average Weighted	Transactions Volume	Transactions Volume
ADMIEBOR	ADMIE (IPTO) HOLDING S.A. (CR)	168,815	---	---	76,840	5.49%	---	5,322,196
AEGNBOR	AEGEAN AIRLINES (CR)	---	---	---	---	---	---	1,202,605
AKTRBOR	AKTOR S.A. HOLDING CO. (CR)	---	---	---	---	---	---	866,931
ALWNBOR	Allwyn AG (CR)	---	---	---	---	---	---	14,249,800
ALPHABOR	ALPHA BANK (CR)	400	---	---	---	---	---	186,476,586
AETFBOR	ALPHA ETF FTSE Athex Large Cap	---	---	---	---	---	---	2,000
AEMBOR	ALTER EGO MEDIA (CR)	---	---	---	---	---	---	---
AIABOR	ATHENS INTL AIRPORT (CR)	3,000	---	---	---	---	---	1,626,457
ACAGBOR	AUSTRIACARD (CB)	---	---	---	---	---	---	962
OTOELBOR	AUTOHELLAS SA (CR)	100	---	---	---	---	---	98,199
AVAXBOR	AVAX S.A. (CR)	4,000	---	---	---	---	---	248,412
BYLOTBOR	BALLY'S INTRALOT (CR)	---	---	---	---	---	---	37,398,472
BOCHGRBOR	BANK OF CYPRUS (CR)	---	---	---	---	---	---	974,589
EEEBOR	CC HBC AG (CR)	50	---	---	---	---	1,000	115,236
CENERBOR	CENERGY HOLDINGS (CB)	15,152	---	---	---	---	---	1,602,131
CREDIABOR	CrediaBank (CR)	778	---	---	---	---	---	3,029,663
DIMANDBOR	DIMAND (CR)	---	---	---	---	---	---	7,342
ELLAKTORBOR	ELLAKTOR (CR)	34,861	---	---	---	---	---	100,082
ELHABOR	ELVALHALCOR (CR)	---	---	---	---	---	---	874,816
EUROBBOR	EUROBANK (CR)	45,000	---	---	---	---	---	101,431,646
EXAEBOR	EURONEXT ATHENS (CR)	5,055	---	---	---	---	---	343,370
EYDAPBOR	EYDAP S.A. (CR)	---	---	---	---	---	---	408,518
FOYRKBOR	FOURLIS (CR)	2,500	---	---	---	---	---	93,240
GEKTERNABOR	GEK TERNA (CR)	---	---	---	---	---	---	1,164,475
SARBOR	GR. SARANTIS S.A. (CR)	2,237	---	---	---	---	---	228,470
ELPEBOR	HELLENIQ ENERGY (CR)	---	---	---	---	---	---	690,068
INTEKBOR	IDEAL HOLDINGS (CR)	---	---	---	---	---	---	84,452
INTRKBOR	INTRACOM HOLDINGS (CR)	---	---	---	---	---	---	221,311
BELABOR	JUMBO SA (CR)	---	---	---	---	---	---	872,200
KRIBOR	KRI-KRI S.A. (CR)	2,999	---	---	---	---	---	50,466
LAMDABOR	LAMDA DEVELOPMENT SA (CR)	---	---	---	---	---	---	237,183

## Stock Lending Notes

[1] - Multilateral contracts Lending or Borrowing as per Methods 8-1, 8-2 and 8-3-3 (According to ATHEX BoD Resolution No.17)

[2] - Bilateral Contracts Lending or Borrowing as per Methods 8-3-1 and 8-3-2 & Contracts as per Method 4 (According to ATHEX BoD Resolution No.20)

[3] - The information concerning OTC Stock Borrowing Transactions is based on the statements of the Dematerialised Securities System (DSS) operators involved and refers to volumes that have been registered up until the previous working day.

[4] - Average Price (Volume weighted)

[5] - The Data concerning Open Interest before the start of trading session

Lending Products	Underlying Title	Open Interest[5]	Multilateral Transactions[1]				Bilateral Transactions[2]		Stock Borrowing through OTC (volume)[3]
			Volume(Offered)	Average Weighted	Transactions volume	Average Weighted	Transactions Volume	Average Weighted	Transactions Volume
MTLNBOR	METLEN PLC (CR)	500	---	---	---	---	---	1,598,324	
MIGBOR	MIG (CR)	1,291	---	---	---	---	---	39,913	
MOHBOR	MOTOR OIL (CR)	500	---	---	---	---	1,000 1.50%	900,394	
ETEBOR	NATIONAL BANK (CR)	---	---	---	---	---	---	19,858,707	
NOVALBOR	NOVAL PROPERTY REIC (CR)	---	---	---	---	---	---	---	
OPTIMABOR	OPTIMA BANK (CR)	---	---	---	---	---	---	4,974,140	
HTOBOR	OTE (CR)	2,000	---	---	---	---	4,000 1.50%	4,595,546	
PPABOR	P.P.A. S.A. (CR)	---	---	---	---	---	---	89,321	
TPEIRBOR	PIRAEUS BANK (CR)	19,900	---	---	---	---	---	13,468,104	
PPCBOR	PPC (CR)	122,265	---	---	---	---	19,009 6.00%	15,689,435	
PROFBOR	PROFILE SA (CR)	---	---	---	---	---	---	39,526	
QLCOBOR	QUALCO GROUP (CR)	---	---	---	---	---	---	888,362	
QUESTBOR	QUEST HOLDINGS (CR)	3,991	---	---	---	---	---	47,709	
TITCBOR	TITAN (CB)	50	---	---	4,289	3.70%	---	129,859	
OLTHBOR	TPA SA (CR)	---	---	---	---	---	---	750	
TRESTATESBOR	TRADE ESTATES REIC (CR)	---	---	---	---	---	---	---	
VIOBOR	VIOHALCO SA/IV (CB)	---	---	---	---	---	---	---	

## Stock Lending Notes

[1] - Multilateral contracts Lending or Borrowing as per Methods 8-1, 8-2 and 8-3-3 (According to ATHEX BoD Resolution No.17)

[2] - Bilateral Contracts Lending or Borrowing as per Methods 8-3-1 and 8-3-2 & Contracts as per Method 4 (According to ATHEX BoD Resolution No.20)


[3] - The information concerning OTC Stock Borrowing Transactions is based on the statements of the Dematerialised Securities System (DSS) operators involved and refers to volumes that have been registered up until the previous working day.

[4] - Average Price (Volume weighted)

[5] - The Data concerning Open Interest before the start of trading session

## Sectors codification for listed companies

12003 -	ETF	10101010	Computer Services
10101015	Software	10102030	Computer Hardware
15101010	Telecommunications Equipment	15102015	Telecommunications Services
20101010	Health Care Facilities	20102010	Medical Equipment
20103015	Pharmaceuticals	30101010	Banks
30202000	Diversified Financial Services	30202010	Asset Managers & Custodians
30202015	Investment Services	30204000	Closed End Investments
30302010	Full Line Insurance	30302015	Insurance Brokers
30302025	Property and Casualty Insurance	35101010	Real Estate Holding and Development
35101015	Real Estate Services	35102000	Diversified REITs
35102045	Retail REITs.	40202015	Household Furnishings
40202020	Household Appliance	40203040	Electronic Entertainment
40204020	Clothing & Accessories	40301010	Entertainment
40301030	Publishing	40301035	Radio & TV Broadcasters
40401010	Diversified Retailers	40401020	Apparel Retailers
40401025	Home Improvement Retailers	40401030	Specialty Retailers
40501010	Airlines	40501015	Travel & Tourism
40501020	Casinos & Gambling	40501025	Hotels & Motels
45101015	Distillers & Vintners	45101020	Soft Drinks
45102010	Farming Fishing Ranching & Plantations	45102020	Food Products
45103010	Tobacco	45201010	Food Retailers & Wholesalers
45201020	Personal Products	50101010	Construction
50101020	Building Roof/Wallboard and Plumbing	50101030	Cement
50101035	Building Materials: Other	50202010	Electrical Components
50203015	Plastics	50203030	Containers & Packaging
50204000	Machinery: Industrial	50204020	Machinery: Construction & Handling
50205010	Industrial Suppliers	50205020	Back Office Support HR & Consulting
50205030	Forms & Bulk Printing Services	50206015	Commercial Vehicles & Parts
50206030	Marine Transportation	50206060	Transportation Services
55101000	Diversified Materials	55101020	Textile Products
55102000	General Mining	55102010	Iron & Steel
55102015	Metal Fabricating	55102035	Aluminum
60101020	Oil Refining and Marketing	65101010	Alternative Electricity
65101015	Conventional Electricity	65102000	Multi-Utilities
65102030	Water		



[euronext.com](https://www.euronext.com)