

Euronext Athens

**Ημερήσιο Δελτίο Συναλλακτικής
Δραστηριότητας**

Daily Official List of Trading Activity



Disclaimer:

This publication is for information purposes only and is not a recommendation to engage in investment activities. This publication is provided "as is" without representation or warranty of any kind. Whilst all reasonable care has been taken to ensure the accuracy of the content, Euronext does not guarantee its accuracy or completeness. Euronext will not be held liable for any loss or damages of any nature ensuing from using, trusting or acting on information provided. No information set out or referred to in this publication shall form the basis of any contract. The creation of rights and obligations in respect of financial products that are traded on the exchanges operated by Euronext's subsidiaries shall depend solely on the applicable rules of the market operator. All proprietary rights and interest in or connected with this publication shall vest in Euronext. No part of it may be redistributed in any form without the prior written permission of Euronext. Euronext refers to Euronext N.V. and its affiliates. Information regarding trademarks and intellectual property rights of Euronext is located at www.euronext.com/terms-use

©2026, Euronext N.V. – All rights reserved

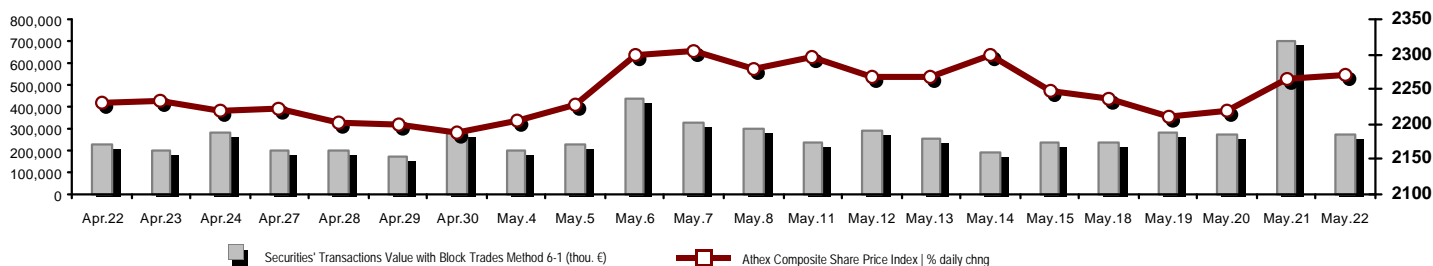
EURONEXT ATHENS HOLDING S.A.

110 Athinon Ave., 10442 Athens, Tel: (210) 33.66.800, Fax: (210) 32.13.938

<https://athens.euronext.com>

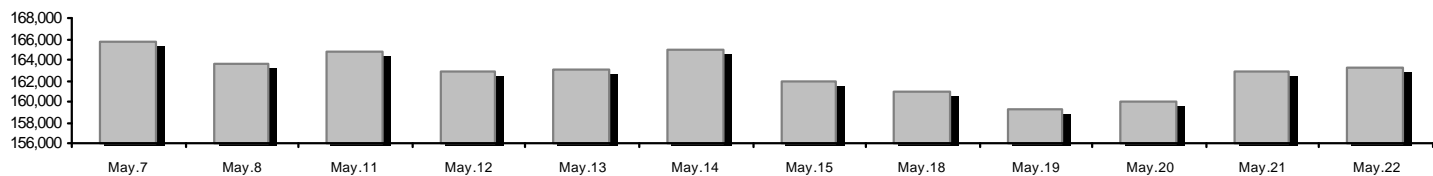
Summary of Markets

Athex Composite Share Price Index vs Shares and Derivatives Transactions Value

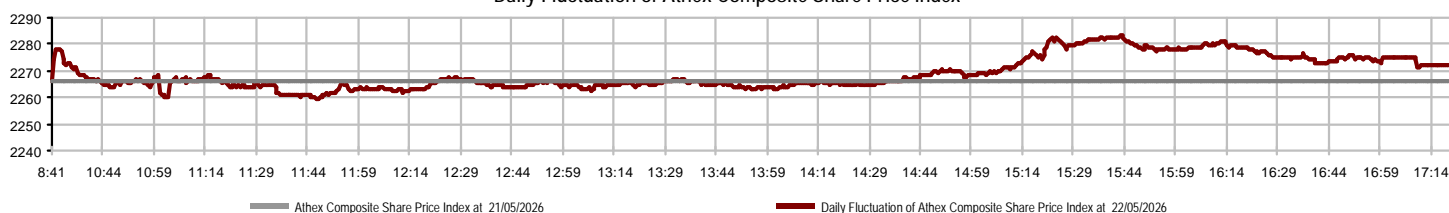


Euronext Athens Capitalisation (mill. €)**:	163,314.85		Derivatives Total Open Interest	1,904,098
Daily change: mill. € %	443.63	0.27%	in Index Futures % daily chng	10,116 2.18%
Yearly Avg Capitalisation: mill. € % chng prev year Avg	155,552.65	21.82%	in Stock Futures % daily chng	1,887,884 0.52%
Athex Composite Share Price Index % daily chng	2,271.72	0.25%	in Index Options % daily chng	1,673 13.73%
Athex Composite Share Price Index Capitalisation (mill. €)	152,903.62		in Stock Options % daily chng	4,425 3.92%
Daily change (mill. €)	381.10			
Securities' Transactions Value with Block Trades Method 6-1 (t	273,266.85		Derivatives Contracts Volume:	72,693
Daily change: %	-429,944.58	-61.14%	Daily change: pieces %	25,323 53.46%
YtD Avg Trans. Value: thou. € % chng prev year Avg	342,894.11	58.69%	YtD Avg Derivatives Contracts % chng prev year Avg	73,272 27.25%
Blocks Transactions Value of Method 6-1 (thou. €)	39,382.77		Derivatives Trades Number:	2,960
Blocks Transactions Value of Method 6-2 & 6-3 (thou. €)	1,078.05		Daily change: number %	-1,455 -32.96%
Bonds Transactions Value (thou.€)	1,063.90		YtD Avg Trades number % chng prev year Avg	2,978 34.64%
Securities' Transactions Volume with Block Trades Method 6-1 (tho	40,954.22		Lending Total Open Interest	272,517
Daily change: thou. pieces %	-21,460.14	-34.38%	Daily change: pieces %	22,903 9.18%
YtD Avg Volume: % chng prev year Avg	51,766.35	24.18%	Lending Volume (Multilateral/Bilateral)	211,952
Blocks Transactions Volume of Method 6-1 (thou. Pieces)	7,194.51		Daily change: pieces %	183,049
Blocks Transactions Volume of Method 6-2 & 6-3 (thou. Pieces)	305.40		Multilateral Lending	164,952
Bonds Transactions Volume	1,072,000		Bilateral Lending	47,000
Securities' Trades Number with Block Trades Method 6-1	65,424		Lending Trades Number:	22
Daily change: number %	-24,647	-27.36%	Daily change: %	9
YtD Avg Trades number % chng prev year Avg	74,978	49.63%	Multilateral Lending Trades Number	18
Number of Blocks Method 6-1	32		Bilateral Lending Trades Number	4
Number of Blocks Method 6-2 & 6-3	1			
Number of Bonds Transactions	182			

Euronext Athens Capitalisation (mill. €)**



Daily Fluctuation of Athex Composite Share Price Index



Athex Indices

Index name	22/05/2026	21/05/2026	pts.	%	Min	Max	Year min	Year max	Year change
Athex Composite Share Price Index	2,271.72 #	2,266.09	5.63	0.25%	2,259.53	2,283.20	1,998.09	2,407.09	7.12% #
Athex Composite Index Total Return Index	4,511.49 #	4,500.33	11.16	0.25%	4,487.30	4,534.30	3,942.63	4,745.66	7.93% #
Athex ESG Index	2,694.89 #	2,689.49	5.40	0.20%	2,681.45	2,709.95	2,361.87	2,867.98	7.70% #
ATHEX Small Cap Price Index	2,469.11 #	2,461.72	7.39	0.30%	2,457.18	2,477.31	2,193.29	2,627.20	-3.13% €
ATHEX EN.A. Growth Price Index	16,580.73 #	16,324.74	255.99	1.57%	16,324.74	16,682.02	16,134.09	20,788.55	-16.20% €
FTSE/Athex Large Cap	5,759.99 #	5,752.31	7.68	0.13%	5,734.89	5,793.85	5,057.48	6,153.73	7.64% #
FTSE/Athex Mid Cap Index	3,007.42 #	2,938.58	68.84	2.34%	2,937.49	3,007.48	2,510.28	3,007.48	6.46% #
FTSE/ATHEX High Dividend Yield Index	4,659.51 €	4,676.18	-16.67	-0.36%	4,657.45	4,695.36	4,495.63	5,149.57	-5.72% €
FTSE/Athex Market Index	1,360.67 #	1,356.84	3.83	0.28%	1,353.13	1,368.25	1,190.89	1,449.15	7.90% #
FTSE/Athex Banks	2,569.92 #	2,562.44	7.48	0.29%	2,547.65	2,594.30	2,143.30	2,859.37	12.04% #
FTSE/ATHEX TECHNOLOGY & TELECOMMUNICAT	7,192.80 #	7,127.47	65.33	0.92%	7,106.04	7,194.87	6,027.65	7,194.87	6.17% #
FTSE/ATHEX HEALTH CARE	6,193.67 €	6,255.02	-61.35	-0.98%	6,169.20	6,255.02	4,884.62	6,600.67	21.90% #
FTSE/ATHEX FINANCIAL SERVICES	12,018.97 #	11,982.98	35.99	0.30%	11,915.11	12,132.58	10,029.11	13,356.35	12.04% #
FTSE/ATHEX REAL ESTATE	5,375.25 #	5,327.30	47.95	0.90%	5,308.83	5,375.25	5,093.00	5,898.28	-4.29% €
FTSE/ATHEX CONSUMER DISCRETIONARY	4,530.60 €	4,532.13	-1.53	-0.03%	4,523.42	4,560.11	4,431.51	5,876.98	-22.43% €
FTSE/ATHEX CONSUMER STAPLES	9,773.08 €	9,773.74	-0.66	-0.01%	9,769.23	9,832.10	8,640.95	10,243.39	10.90% #
FTSE/ATHEX INDUSTRIALS	12,149.48 #	11,942.98	206.50	1.73%	11,942.98	12,165.53	10,051.45	12,776.62	20.87% #
FTSE/ATHEX BASIC MATERIALS	13,029.92 #	12,859.66	170.26	1.32%	12,806.41	13,192.76	8,778.94	13,696.17	36.78% #
FTSE/ATHEX ENERGY & UTILITIES	7,144.10 €	7,205.83	-61.73	-0.86%	7,128.49	7,229.11	6,127.28	7,506.29	3.88% #
Athex All Share Index	517.88 #	516.47	1.41	0.27%	517.88	517.88	460.14	542.74	6.94% #
Hellenic Mid & Small Cap Index	3,199.12 #	3,164.21	34.91	1.10%	3,164.21	3,203.16	2,761.30	3,248.49	10.49% #
FTSE/Athex Large Cap Total Return	10,407.13 #	10,366.81	40.32	0.39%			9,100.35	11,012.64	8.70% #
FTSE/Athex Mid Cap Total Return	4,338.56 #	4,239.25	99.31	2.34%			3,625.91	4,338.56	7.04% #
MSCI GREECE REBASED	9,008.75 €	9,029.87	-21.12	-0.23%	8,973.06	9,103.79	7,755.87	10,138.65	5.19% #
Hellenic Corporate Bond Index	144.52 #	144.51	0.01	0.00%			143.28	145.27	0.11% #
Hellenic Corporate Bond Price Index	92.68 €	92.69	0.00	-0.01%			92.37	93.97	-1.33% €

Note 1: FTSE/Med 100, Hellenic Corporate Bond Price Index and Hellenic Corporate Bond Index closing prices refer to the previous trading day of 20/05/2026.

Note 2: The Hellenic Mid & Small Cap Index is a Customized index calculated by Euronext Athens.

Analytic Figures for Athex Market's Boards and Categories

	Total Traded Securities	Main Market	Surveillance	Exchange Traded Funds (ETFs)
Totals	126	124	1	1
Gain / Lose / Same:	73 / 38 / 15	72 / 37 / 15	0 / 1 / 0	1 / 0 / 0
Euronext Athens Capitalisation (mill. €)	163,314.85	163,306.89	7.96	
Daily Average Trans/ons Value(thou.€)	342,894.11	342,794.51	5.04	422.93
Transactions Value	273,266.85	272,565.21	30.26	671.38
Main Board:	233,884.08	233,182.43	30.26	671.38
Blocks Board 6_2_3:	39,382.77	39,382.77	0.00	0.00
Forced Sales Board:	0.00	0.00	0.00	0.00
Special Terms Board:	0.00	0.00	0.00	0.00
Daily Average Transactions Volume	51,766,348	51,797,709	8,414	7,428
Transactions Volume	40,954,216	40,802,601	140,114	11,501
Main Board:	33,759,710	33,608,095	140,114	11,501
Blocks Board 6_2_3:	7,194,506	7,194,506	0	0
Forced Sales Board:	0	0	0	0
Special Terms Board:	0	0	0	0
Daily Average Number of Trades	74,978	74,819	10	150
Number of Trades	65,424	65,317	57	50
Main Board:	65,392	65,285	57	50
Blocks Board 6_2_3:	32	32	0	0
Forced Sales Board:	0	0	0	0
Special Terms Board:	0	0	0	0

Trading Details by Euronext Athens Sectors and Financial Instruments (ETFs)

Code	Sectors	Gain / Lose / Same	Number of Trades	Transactions Volume	Transactions Value	% of Total Trans. Value
3010	- Banks	5 / 2 / 1	23,771	22,634,493	125,446,572.13	45.91%
5510	- Basic Resources	9 / 1 / 3	2,657	436,273	4,292,096.90	1.57%
5010	- Construction & Materials	9 / 3 / 0	6,167	1,133,014	16,510,855.40	6.04%
4020	- Consumer Products & Services	1 / 2 / 1	128	114,077	41,146.66	0.02%
6010	- Energy	1 / 2 / 1	2,918	327,093	5,246,592.16	1.92%
12000	- Financial Instruments	1 / 0 / 0	50	11,501	671,382.83	0.25%
3020	- Financial Services	2 / 2 / 1	316	31,394	226,993.49	0.08%
4510	- Food Beverage & Tobacco	4 / 2 / 0	382	43,678	1,486,022.54	0.54%
2010	- Health Care	0 / 2 / 0	117	41,775	65,512.81	0.02%
5020	- Industrial Goods & Services	13 / 4 / 2	3,113	529,099	8,364,664.58	3.06%
3030	- Insurance	1 / 0 / 1	333	288,947	617,331.36	0.23%
4030	- Media	0 / 3 / 0	203	97,537	482,376.73	0.18%
4520	- Personal Care, Drug & Grocery Stores	0 / 2 / 0	272	13,984	129,506.87	0.05%
3510	- Real Estate	6 / 4 / 2	1,628	607,601	1,813,275.33	0.66%
4040	- Retail	6 / 2 / 1	2,230	418,318	6,108,532.41	2.24%
1010	- Technology	10 / 1 / 0	2,178	894,413	3,944,671.96	1.44%
1510	- Telecommunications	0 / 1 / 1	1,913	274,102	5,110,449.07	1.87%
4050	- Travel & Leisure	2 / 3 / 1	5,102	7,759,150	14,167,439.65	5.18%
6510	- Utilities	3 / 2 / 0	11,946	5,297,767	78,541,429.76	28.74%

Top 10 best & worst performing Shares

Main Market

With positive Price change	Closing price	change	With negative Price change	Closing price	change
ADMIE (IPTO) HOLDING S.A. (CR)	3.64	7.53% #	PPC (CR)	20.6	-3.56% Ⓔ
INTRACOM HOLDINGS (CR)	3.69	5.73% #	HELLENIQ ENERGY (CR)	9.78	-3.17% Ⓔ
CENERGY HOLDINGS (CB)	24.88	4.98% #	Allwyn AG (CR)	11.9	-2.26% Ⓔ
BALLY'S INTRALOT (CR)	1.167	4.29% #	INTERTECH SA (CR)	1.44	-2.04% Ⓔ
DIMAND (CR)	13.3	3.91% #	PAPOUTSANIS (CR)	3.47	-1.98% Ⓔ
CNL CAPITAL (CR)	6.9	3.76% #	MOTOR OIL (CR)	34.62	-1.93% Ⓔ
EVROPI HOLDINGS S.A. (CR)	2.06	3.62% #	NOVAL PROPERTY REIC (CR)	2.6	-1.89% Ⓔ
QUALITY & RELIABILITY SA (CR)	1.26	3.62% #	THESSALONIKA WATER & SEWERAGE	4.18	-1.76% Ⓔ
ELASTRON (CR)	2.44	3.39% #	KEKROPS SA (CR)	2.05	-1.44% Ⓔ
AEGEAN AIRLINES (CR)	11.66	3.00% #	AUTOHELLAS SA (CR)	10.68	-1.29% Ⓔ
With the highest Transactions Value	Value (thou. €)	change	With the highest Transactions Volume	Volume	change
PPC (CR)	65,428.82	-3.56% Ⓔ	EUROBANK (CR)	7,626,792	-0.70% Ⓔ
PIRAEUS BANK (CR)	33,061.56	0.21% #	BALLY'S INTRALOT (CR)	7,038,587	4.29% #
NATIONAL BANK (CR)	32,409.15	0.96% #	ALPHA BANK (CR)	5,441,156	0.31% #
EUROBANK (CR)	28,150.78	-0.70% Ⓔ	PIRAEUS BANK (CR)	3,892,831	0.21% #
ALPHA BANK (CR)	19,374.35	0.31% #	PPC (CR)	3,124,159	-3.56% Ⓔ
GEK TERNA (CR)	11,323.41	1.30% #	CrediaBank (CR)	2,416,542	2.40% #
BALLY'S INTRALOT (CR)	8,068.40	4.29% #	NATIONAL BANK (CR)	2,292,235	0.96% #
BANK OF CYPRUS (CR)	7,184.30	1.17% #	ADMIE (IPTO) HOLDING S.A. (CR)	1,968,453	7.53% #
ADMIE (IPTO) HOLDING S.A. (CR)	6,958.77	7.53% #	BANK OF CYPRUS (CR)	754,838	1.17% #
CENERGY HOLDINGS (CB)	6,756.20	4.98% #	Allwyn AG (CR)	401,128	-2.26% Ⓔ

Note: Stocks that are not included in the "Under Supervision" category, and the transactions value is more than 10,000 €.

Derivatives Summary

	Number of Trades	Volume	Open Interest
Index Futures	171	1,057	10,116
FTSE/Athex Banks	2	25	3,334
FTSE/Athex Large Cap	163	972	6,782
MSCI GREECE REBASED	6	60	0
Stock Futures	2,739	70,795	1,887,884
ADMIE (IPTO) HOLDING S.A. (CR)	188	4,975	10,241
AEGEAN AIRLINES (CR)	41	126	3,213
AKTOR S.A. HOLDING CO. (CR)	45	167	103,354
Allwyn AG (CR)	60	314	11,138
ALPHA BANK (CR)	159	4,870	61,441
ATHENS INTL AIRPORT (CR)	3	17	314
AUTOHELLAS SA (CR)	0	0	123
AVAX S.A. (CR)	17	30	3,462
BALLY'S INTRALOT (CR)	143	40,491	1,358,756
BANK OF CYPRUS (CR)	2	2	1,053
CC HBC AG (CR)	17	52	380
CENERGY HOLDINGS (CB)	25	92	3,222
CrediaBank (CR)	560	5,090	94,666
ELLAKTOR (CR)	11	46	1,657
ELVALHALCOR (CR)	61	246	3,574
EUROBANK (CR)	161	4,699	45,392
EURONEXT ATHENS (CR)	1	1	337
EYDAP S.A. (CR)	1	1	13,364
FOURLIS (CR)	1	1	3,053
GEK TERNA (CR)	46	200	5,366
HELLENIQ ENERGY (CR)	20	143	3,860
INTRACOM HOLDINGS (CR)	104	679	15,112
JUMBO SA (CR)	15	136	6,624
LAMDA DEVELOPMENT SA (CR)	21	87	26,953
METLEN PLC (CR)	119	258	16,139
MIG (CR)	0	0	208
MOTOR OIL (CR)	14	37	395
NATIONAL BANK (CR)	77	748	16,557
OPTIMA BANK (CR)	5	20	476
OTE (CR)	4	20	861
P.P.A. S.A. (CR)	1	1	43
PIRAEUS BANK (CR)	226	2,237	52,176
PPC (CR)	515	4,775	21,121
QUEST HOLDINGS (CR)	4	7	212
TITAN (CB)	23	82	839
VIOHALCO SA/NV (CB)	49	145	2,202
Index Options	27	520	1,673
FTSE/Athex Large Cap	27	520	1,673
Stock Options	23	321	4,425
Allwyn AG (CR)	0	0	145
ALPHA BANK (CR)	0	0	2,010
NATIONAL BANK (CR)	0	0	335
OTE (CR)	0	0	288
PIRAEUS BANK (CR)	0	0	940
PPC (CR)	23	321	707
Total Derivatives Traded	2,960	72,693	1,904,098

Number of Outstanding Securities	Nominal Value	Dividends [1]			Date of Last Coupon		Note	Shares	Closing price	% change	Previous closing price/date	Open price	Price min	Price max	Last price	Avg price	Last Bid [7]	Last Ask [7]	P/E after tax	Year	Volume	Trades	Transactions Value[8]	Company Mkt Value (thou. €)	Year low	Year high	Sector[4]	
2023	2024	2025	Dividend [2]	Right																								
806,782,473	0.300	1.6123	1.4029	0.5	08/04/2026	25/06/2024	---	Allwyn AG (CR)	11.9	-2.26	€ 12.175	21/05/2026	12.11	11.9	12.225	11.9	12.029	6811@11.90	629@11.91	---	---	401,128	2,645	4,825,303.87	9,600,711.43	11.66	19.0367	40501020
2,315,261,358	0.290	0.026	0.0303	0.0485	01/12/2025	18/04/2017	---	ALPHA BANK (CR)	3.541	0.31	# 3.53	21/05/2026	3.589	3.541	3.611	3.541	3.561	109680@3.54	1211@3.56	---	---	5,441,156	4,586	19,374,345.52	8,198,340.47	2.95	4.489	30101010
58,492,542	1.00	---	0.1	---	23/06/2025	27/01/2025	---	ALTER EGO MEDIA (CR)	5.5	-0.18	€ 5.51	21/05/2026	5.52	5.4	5.6	5.5	5.519	500@5.46	1050@5.51	---	---	86,438	152	477,058.43	321,708.98	4.88	6.425	40301035
36,353,868	1.00	0.1	0.11	---	01/07/2025	21/08/2023	---	AUSTRIACARD (CB)	9.57	0.42	# 9.53	21/05/2026	9.54	9.5	9.57	9.57	9.544	597@9.57	1000@9.58	---	---	67,183	134	641,209.45	347,906.52	6.04	9.6	10101010
48,624,764	0.080	0.7	0.85	0.85	24/04/2026	05/12/2022	---	AUTOHELLAS SA (CR)	10.68	-1.29	€ 10.82	21/05/2026	10.76	10.68	10.88	10.68	10.741	160@10.68	200@10.82	---	---	10,216	147	109,733.52	519,312.48	10.54	13.44	40401030
1,867,802,694	0.300	---	---	---	30/05/2013	10/10/2023	---	BALLY'S INTRALOT (CR)	1.167	4.29	# 1.119	21/05/2026	1.122	1.11	1.169	1.167	1.146	1190@1.17	351439@1.17	---	---	7,038,587	1,369	8,068,401.64	2,179,725.74	0.822	1.169	40501020
435,962,305	0.100	---	0.48	0.2	22/09/2025	23/09/2024	---	BANK OF CYPRUS (CR)	9.52	1.17	# 9.41	21/05/2026	9.47	9.425	9.57	9.52	9.518	302@9.52	10@9.54	---	---	754,838	835	7,184,304.09	4,150,361.14	7.94	9.975	30101010
212,384,903	0.08	0.14	---	---	24/06/2025	07/12/2016	---	CENERGY HOLDINGS (CB)	24.88	4.98	# 23.7	21/05/2026	23.7	23.62	24.88	24.88	24.391	250@24.44	123@24.98	---	2025	276,990	1,622	6,756,198.40	5,284,136.39	15.12	26.22	50202010
373,239,562	6.70	0.93	1.03	1.2	14/05/2026	29/04/2013	---	CC HBC AG (CR)	49.75	0.50	# 49.5	21/05/2026	49.6	49.45	50	49.75	49.808	500@49.65	1970@49.75	---	---	17,009	159	847,188.40	8,568,668.21	42.5	55.75	45101020
1,993,012,407	0.050	---	---	---	04/06/2008	16/10/2024	---	CrediaBank (CR)	1.28	2.40	# 1.25	21/05/2026	1.258	1.248	1.286	1.28	1.267	325@1.28	11817@1.28	---	---	2,416,542	2,180	3,062,286.76	2,551,055.88	0.871	1.722	30101010
3,631,510,801	0.220	0.0933	0.105	0.0468	06/11/2025	20/05/2019	---	EUROBANK (CR)	3.698	-0.70	€ 3.724	21/05/2026	3.724	3.651	3.75	3.698	3.691	4256@3.70	8523@3.70	---	---	7,626,792	5,191	28,150,776.69	3,429,326.94	3.162	4.392	30101010
51,889,670	1.00	0.12	0.15	---	27/06/2025	23/07/2019	---	FOURLIS (CR)	4.38	1.27	# 4.325	21/05/2026	4.325	4.32	4.41	4.38	4.385	2441@4.37	890@4.38	---	---	57,745	274	253,186.59	227,276.75	4.04	4.98	40401010
305,635,185	2.18	0.9	0.75	0.2	19/01/2026	01/10/2003	---	HELLENIO ENERGY (CR)	9.78	-3.17	€ 10.1	21/05/2026	9.96	9.78	10	9.78	9.839	371@9.77	125@9.89	---	---	224,482	1,136	2,208,672.07	2,989,112.11	8.4	10.4	60101020
83,600,000	0.690	0.0504	0.1209	---	22/09/2025	02/07/2024	---	INTRACOM HOLDINGS (CR)	3.69	5.73	# 3.49	21/05/2026	3.49	3.49	3.695	3.69	3.624	1400@3.67	1170@3.70	---	---	385,958	945	1,398,750.79	308,484.00	2.685	3.85	10101010
134,365,561	0.880	1.4726	0.5063	---	23/03/2026	05/03/2014	---	JUMBO SA (CR)	22.06	-0.45	€ 22.16	21/05/2026	22.2	22.06	22.4	22.06	22.166	925@22.04	15@22.16	---	---	244,436	1,430	5,418,260.34	2,964,104.28	21.22	28.7	40401010
176,736,715	0.300	---	---	---	30/05/2007	27/11/2019	---	LAMDA DEVELOPMENT SA (CR)	6.08	1.50	# 5.99	21/05/2026	5.995	5.985	6.08	6.08	6.019	705@6.07	50@6.09	---	---	125,031	636	752,552.11	1,074,559.23	5.85	7.76	35101010
169,043,561	0.300	---	0.02	---	17/07/2025	28/11/2022	---	LAVIPHARM SA (CR)	1.554	-0.89	€ 1.568	21/05/2026	1.55	1.542	1.57	1.554	1.554	3601@1.55	500@1.56	---	---	38,832	93	60,346.92	262,693.69	0.937	1.724	20103015
143,022,980	1.00	---	---	---	04/08/2025	---	---	METLEN PLC (CR)	38.86	2.37	# 37.96	21/05/2026	38.5	38	38.98	38.86	38.495	100@38.82	1806@38.88	---	---	147,984	2,002	5,696,600.66	5,557,873.00	31.9	47.68	65102000
126,502,434	0.500	0.0304	0.0302	---	15/05/2025	28/07/2021	---	PREMIA (CR)	1.382	0.44	# 1.376	21/05/2026	1.38	1.376	1.382	1.382	1.38	1900@1.38	500@1.38	---	---	51,535	204	71,098.61	174,826.36	1.236	1.49	35102000
24,823,934	0.230	0.049	0.0647	---	01/07/2025	08/06/2022	---	PROFILE SA (CR)	7.45	2.90	# 7.24	21/05/2026	7.25	7.15	7.52	7.45	7.332	1000@7.34	1719@7.45	---	---	57,562	196	422,067.33	184,938.31	6	8.12	10101010
70,029,804	1.00	---	---	---	15/05/2025	---	---	QUALCO GROUP (CR)	5.74	1.41	# 5.66	21/05/2026	5.74	5.68	5.78	5.74	5.731	400@5.73	296@5.74	---	---	35,621	133	204,150.39	401,971.07	5.08	6.73	10101015
35,377,749	0.280	---	---	---	18/07/2005	22/12/2025	---	QUALITY & RELIABILITY SA (CR)	1.26	3.62	# 1.216	21/05/2026	1.224	1.21	1.26	1.26	1.228	5000@1.25	900@1.27	---	---	198,707	168	243,936.69	44,575.96	1	1.43	10101010
78,325,475	0.85	3	---	---	30/06/2025	23/07/2019	---	TITAN (CB)	47.22	0.47	# 47	21/05/2026	47.2	47.1	47.6	47.22	47.319	200@47.16	4@47.26	---	---	41,216	1,028	1,950,287.90	3,698,528.93	42.6	59	50101030
259,189,761	0.12	0.16	---	---	24/06/2025	26/02/2016	---	VIOHALCO SA/NV (CB)	19.2	0.95	# 19.02	21/05/2026	19.02	18.78	19.62	19.2	19.268	5472@19.20	10@19.48	---	---	151,694	1,430	2,922,768.86	4,976,443.41	11.4	19.62	55102015
148,321,516	0.300	0.03	0.07	---	02/09/2025	22/01/2020	---	AVAX S.A. (CR)	3.47	0.58	# 3.45	21/05/2026	3.495	3.415	3.495	3.47	3.448	4@3.47	300@3.48	---	---	211,567	550	729,488.57	514,673.66	2.79	3.735	50101010
232,000,000	2.12	0.0582	0.1207	0.1207	25/09/2025	19/06/2017	---	ADMIE (IPTO) HOLDING S.A. (CR)	3.64	7.53	# 3.385	21/05/2026	3.4	3.34	3.64	3.64	3.535	7100@3.62	350@3.65	---	2025	1,968,453	1,764	6,958,767.17	844,480.00	2.76	3.64	65101015
90,167,100	0.500	0.7515	0.8041	0.903	28/04/2026	24/05/2021	---	AEGEAN AIRLINES (CR)	11.66	3.00	# 11.32	21/05/2026	11.55	11.28	11.66	11.66	11.526	3329@11.66	1000@11.67	---	---	81,766	762	942,403.69	1,051,348.39	10.8	15.36	40501010
204,002,463	0.300	---	---	---	12/08/2008	07/01/2025	---	AKTOR S.A. HOLDING CO. (CR)	10.4	1.56	# 10.24	21/05/2026	10.26	10.06	10.48	10.4	10.332	343@10.38	1347@10.40	---	---	199,642	826	2,062,762.82	2,121,625.62	9.25	11.7	50101010
103,423,291	0.570	---	0.4134	---	25/06/2025	28/08/2024	---	GEK TERNA (CR)	40.6	1.30	# 40.08	21/05/2026	40.5	39.86	40.72	40.6	40.338	51@40.58	1047@40.60	---	---	280,716	2,898	11,323,411.56	4,198,985.61	25.28	43.44	50101010
369,270,000	2.48	0.25	0.4	---	21/07/2025	12/12/2001	---	PPC (CR)	20.6	-3.56	€ 21.36	21/05/2026	21.06	20.6	21.3	20.6	20.943	2900@20.60	50@20.78	---	---	3,124,159	7,758	65,428,820.04	7,606,962.00	16.28	21.74	65101015
318,197,805	1.00	0.33	0.7862	0.6621	22/04/2026	07/02/2024	---	ATHENS INTL AIRPORT (CR)	10.15	1.50	# 10	21/05/2026	10.15	10	10.18	10.15	10.086	500@10.09	11@10.16	---	2025	87,460	631	882,158.83	3,229,707.72	9.6705	11.9882	50206060
914,715,153	1.00	0.3643	0.4442	0.221	10/11/2025	29/08/2018	---	NATIONAL BANK (CR)	14.155	0.96	# 14.02	21/05/2026	14.16	14.015	14.28	14.155	14.139	71@14.12	7739@14.15	---	---	2,292,235	5,219	32,409,154.28	2,947,792.99	12.06	16.005	30101010
27,728,682	0.260	(0.06)	0.065	---	14/07/2025	24/07/2024	---	EKTER SA (CR)	4.465	0.34	# 4.45	21/05/2026	4.415	4.4	4.495	4.465	4.433	1020@4.42	1934@4.47	---	---	30,672	157	135,971.35	123,808.57	3.28	4.64	50101010
375,241,586	0.390	0.04	0.0901	---	26/06/2025	14/07/2006	---	ELVALHALCOR (CR)	4.95	1.96	# 4.855	21/05/2026	4.935	4.82	4.995	4.95	4.916	252@4.95	1000@4.97	---	---	224,728	1,030	1,104,678.25	1,857,445.85	3.21	5.63	55102015
348,192,005	0.040	---	---	0.5029	22/12/2025	24/03/2025																						

Daily Official List

Year: 147 Trading Day No: 93

Section 2: Analytic Figures of Shares Transactions

Friday, 22 May, 2026

Number of Outstanding Securities	Nominal Value	Dividends [1]			Date of Last Coupon		Note	Shares	Closing price	% change	Previous closing price/date	Open price	Price min	Price max	Last price	Avg price	Last Bid [7]	Last Ask [7]	P/E after tax	Year	Volume	Trades	Transactions Value[8]	Company Mkt Value (thou. €)	Year low	Year high	Sector[4]	
2023	2024	2025	Dividend [2]	Right																								
63,700,000	0.780	0.2313	0.3139	0.3952	04/05/2026	13/06/2018	---	GR. SARANTIS S.A. (CR)	14.7	-0.68	€ 14.8	21/05/2026	14.86	14.7	14.86	14.7	14.792	239@14.70	888@14.80	---	---	7,125	178	105,391.58	936,390.00	12.92	15.74	45201020
221,322,426	1.15	(0.1467)	(0.19)	---	23/06/2025	09/07/2025	---	OPTIMA BANK (CR)	10.41	-0.38	€ 10.45	21/05/2026	10.26	10.26	10.56	10.41	10.394	190@10.40	134@10.42	---	---	205,438	662	2,135,297.54	2,303,966.45	7.59	10.56	30101010
1,235,953,028	0.930	0.0632	---	---	10/07/2024	03/06/2025	---	PIRAEUS BANK (CR)	8.508	0.21	# 8.49	21/05/2026	8.6	8.27	8.62	8.508	8.493	1615@8.50	604@8.51	---	---	3,892,831	5,048	33,061,558.30	10,515,488.36	6.53	8.99	30101010
Main Market - Medium Liquidity Class																												
13,126,020	0.660	0.1376	0.1713	---	16/12/2025	04/09/2020	---	AS COMPANY SA (CR)	4.83	0.83	# 4.79	21/05/2026	4.82	4.81	4.89	4.83	4.846	500@4.82	500@4.87	---	---	27,481	122	133,164.55	63,398.68	3.62	4.9	40401030
14,000,000	1.95	0.26	0.5	---	24/06/2025	26/03/2024	---	ALPHA REAL ESTATE (CR)	7.34	1.10	# 7.26	21/05/2026	7.3	7.24	7.34	7.34	7.32	20@7.32	1000@7.42	---	---	4,400	45	32,206.00	102,760.00	6.94	7.58	35101015
3,150,744	0.360	0.563	0.5842	---	27/05/2025	02/06/2020	---	ALPHA TRUST HOLDINGS (CR)	19.9	-0.25	€ 19.95	21/05/2026	19.8	19.8	19.9	19.9	19.893	514@19.70	1520@19.95	---	---	864	8	17,187.20	62,699.81	11.9	20	30202010
243,164,193	0.300	0.07	0.07	---	12/09/2025	05/12/2023	---	ATTICA HOLDINGS (CR)	1.614	-0.98	€ 1.63	21/05/2026	1.6	1.6	1.63	1.614	1.613	234@1.61	494@1.63	---	---	3,370	15	5,435.65	392,467.01	1.5	2.06	40501015
178,157,803	0.040	---	---	---	01/07/2008	21/02/2020	---	AVE (CR)	0.43	-0.46	€ 0.432	21/05/2026	0.432	0.43	0.437	0.43	0.433	300@0.429	1752@0.430	---	---	10,459	45	4,524.30	76,607.86	0.421	0.49	40301010
47,149,827	2.10	---	0.135	0.2	06/05/2026	27/12/2024	---	BRIQ PROPERTIES (CR)	3.06	---	~ 3.06	21/05/2026	3.05	3.04	3.06	3.05	3.047	2927@3.05	1371@3.07	---	---	34,914	35	106,398.89	144,278.47	2.86	3.16	35102000
101,123,806	0.360	---	---	---	22/07/2010	28/06/2011	---	CENTRIC HOLDINGS (CR)	0.305	-0.97	€ 0.308	21/05/2026	0.307	0.302	0.31	0.305	0.305	500@0.304	22310@0.306	---	---	107,721	103	32,874.88	30,842.76	0.276	0.42	40203040
784,500	10.00	0.5008	0.4	0.15	02/12/2025	31/07/2018	---	CNL CAPITAL (CR)	6.9	3.76	# 6.65	21/05/2026	6.6	6.6	6.9	6.9	6.726	182@6.85	300@6.95	---	2025	5,218	38	35,098.30	5,413.05	6.3	7.6	30202010
10,567,700	0.300	---	---	---	06/10/2005	13/02/2002	---	CPI SA (CR)	0.52	4.42	# 0.498	21/05/2026	0.526	0.5	0.526	0.52	0.512	650@0.498	179@0.520	---	---	1,340	13	686.40	5,495.20	0.442	0.646	10102030
18,680,300	0.050	---	---	---	06/07/2022	---	---	DIMAND (CR)	13.3	3.91	# 12.8	21/05/2026	12.85	12.6	13.3	13.3	12.98	61@13.20	400@13.45	---	---	22,948	107	297,876.10	248,447.99	10.95	13.5	35101010
15,583,480	0.100	---	0.04	---	07/07/2025	02/02/2026	---	E.I.N.S. (CR)	1.814	0.78	# 1.8	21/05/2026	1.804	1.764	1.818	1.814	1.792	17@1.81	399@1.82	---	---	45,899	86	82,243.73	28,268.43	1.38	2.115	50205020
60,348,000	0.420	0.2504	0.3025	---	23/06/2025	04/08/2021	---	EURONEXT ATHENS (CR)	7.3	1.25	# 7.21	21/05/2026	7.18	7.18	7.35	7.3	7.293	9067@7.30	351@7.33	---	---	12,436	105	90,693.61	440,540.40	5.72	7.43	30202015
121,168,897	0.040	---	---	---	07/07/2010	16/01/2024	5160	FRIGOGLASS SA (CR)	0.361	-0.55	€ 0.363	21/05/2026	0.343	0.343	0.363	0.361	0.351	3500@0.354	1469@0.361	---	2024	31,528	38	11,053.57	43,741.97	0.291	0.5	50204000
56,003,921	1.55	---	---	---	30/08/1993	29/01/2026	---	IDEAL HOLDINGS (CR)	6.81	0.30	# 6.79	21/05/2026	6.79	6.77	6.84	6.81	6.798	10@6.77	3000@6.82	---	---	32,028	172	217,727.78	381,386.70	5.3	6.9	10102030
4,740,000	0.860	---	---	---	14/03/2003	---	---	LOGISMOS S.A. (CR)	2.12	---	~ 2.12	21/05/2026	---	---	---	---	---	125@2.04	850@2.10	---	2025	---	---	---	10,048.80	1.96	2.58	10101015
17,120,280	0.940	0.12	0.3	---	26/05/2025	26/06/2023	---	LOULIS FOOD (CR)	3.74	0.81	# 3.71	21/05/2026	3.69	3.69	3.74	3.74	3.722	150@3.70	100@3.74	---	---	1,795	19	6,681.40	64,029.85	3.42	4.1	45102020
4,419,616	1.58	0.06	0.13	---	07/07/2025	04/03/2015	---	MEDICON S.A. (CR)	2.57	---	~ 2.57	21/05/2026	---	---	---	---	---	329@2.52	140@2.60	---	---	---	---	---	11,358.41	2.32	2.75	20102010
468,700	2.8	2.4	---	---	12/06/2025	21/05/2004	---	MERMEREN KOMB. A.D. PR. (GDR)	31.4	2.61	# 30.6	21/05/2026	31.8	30.6	31.8	31.4	30.898	12@30.60	114@31.80	---	2025	155	8	4,789.20	14,717.18	30.2	36.2	55102000
10,500,000	0.950	0.15	0.25	---	04/07/2025	21/07/2023	---	MEVACO SA (CR)	8.7	---	~ 8.7	21/05/2026	8.72	8.48	8.78	8.7	8.61	50@8.48	245@8.70	---	2025	210	7	1,808.20	91,350.00	8.2	9.85	55102015
31,400,000	0.400	---	---	---	26/04/2007	10/05/2023	---	MIG (CR)	3.25	---	~ 3.25	21/05/2026	3.25	3.23	3.25	3.25	3.248	185@3.24	90@3.25	---	---	5,235	118	17,002.88	102,050.00	2.82	3.85	30202000
153,908,095	0.870	0.0229	0.0248	0.0303	15/05/2026	02/08/2024	---	ORILINA PROPERTIES REIC (CR)	0.83	0.73	# 0.824	21/05/2026	0.822	0.816	0.83	0.83	0.821	988@0.816	197@0.830	---	---	24,266	33	19,923.75	127,743.72	0.77	0.888	35102000
14,101,683	0.100	0.0526	0.1091	---	03/06/2025	02/11/2021	---	PERFORMANCE TECHNOLOGIES (CR)	9.3	1.09	# 9.2	21/05/2026	9.19	9.06	9.3	9.3	9.196	250@9.07	486@9.30	---	---	17,010	33	156,427.55	131,145.65	6.62	9.69	10101010
107,222,688	0.440	0.22	0.3	---	23/06/2025	16/03/2022	---	QUEST HOLDINGS (CR)	7.05	-1.12	€ 7.13	21/05/2026	6.99	6.97	7.08	7.05	7.001	2387@7.00	500@7.10	---	---	65,848	236	460,977.59	755,919.95	6.07	7.22	10101010
30,703,824	0.400	0.04	0.0509	---	19/08/2025	06/08/2021	---	REAL CONSULTING (CR)	6.4	2.89	# 6.22	21/05/2026	6.2	6.1	6.4	6.4	6.266	50@6.24	2858@6.40	---	---	28,890	113	181,014.16	196,504.47	4.95	6.7	10101010
6,456,530	1.08	0.16	0.15	---	21/07/2025	02/08/2010	---	SPACE HELLAS SA (CR)	6.46	-0.61	€ 6.5	21/05/2026	6.5	6.42	6.58	6.46	6.455	210@6.48	120@6.58	---	---	1,318	19	8,507.90	41,709.18	5.92	8.48	15101010
121,132,042	1.60	0.08	0.1	0.0651	30/12/2025	10/11/2023	---	TRADE ESTATES REIC (CR)	1.99	-0.50	€ 2	21/05/2026	2.01	1.988	2.015	1.99	1.998	500@1.99	500@2.00	---	---	55,306	81	110,514.76	241,052.76	1.81	2.07	35102045
17,513,933	0.300	---	---	---	16/11/1992	09/10/2025	---	UNIBIOS (CR)	2.59	0.98	# 2.565	21/05/2026	2.6	2.54	2.6	2.59	2.579	150@2.56	3@2.59	---	---	6,784	31	17,494.46	45,361.09	2.13	2.97	50204000
37,975,800	0.600	---	---	---	10/09/2019	01/04/2026	---	YKNOT (CR)	1.375	-1.08	€ 1.39	21/05/2026	1.39	1.33	1.405	1.375	1.373	104@1.37	1000@1.39	---	---	234,206	309	321,561.00	52,216.73	0.7326	1.7394	40501015
32,413,681	0.370	---	---	---	15/07/2009	11/05/2000	---	ALUMIL (CR)	5.82	1.04	# 5.76	21/05/2026	5.8	5.74	5.82	5.82	5.812	118@5.76	705@5.82	---	---	36,549	62	212,414.29	188,647.62	5	6.88	55102035
3,734,164	3.44	0.4954	0.5896	---	14/10/2025	19/07/2022	---	ANDROMEDA SA (CR)	8.8	-0.45	€ 8.84	21/05/2026	8.88	8.72	8.88	8.8	8.77	62@8.72	100@8.80	---	2025	7,641	47	67,011.50	32,860.64	7.58	9.1	30204000
23,986,500	1.00	---	---	---	26/06/2009	25/08/2025	---	BIOKARPET S.A.(CR)	1.644	0.86	# 1.63	21/05/2026	1.62	1.614	1.644	1.644	1.622	200@1.61	96@1.64	---	---	16,375	45	26,556.02	39,433.81	1.45	2.06	50101035
6,325,000	0.600	0.145	0.07	---	28/07/2025	17/02/2014	---	VOYATZOGLOU (CR)	2.08	---	~ 2.08	21/05/2026	2.09	2.08	2.09	2.08	2.083	325@2.05	320@2.10	---	---	600	4	1,249.50	13,156.00	1.96	2.44	50205010
24,060,000	0.300	0.075	0.075	---	17/06/2025	01/07/2019	---	GEN. COMMERCIAL & IND.SA (CR)	2.25	0.90	# 2.23	21/05/2026	2.24	2.2	2.26	2.25	2.233	450@2.21	1049@2.26	---	2025	4,7						

Number of Outstanding Securities	Nominal Value	Dividends [1]			Date of Last Coupon		Note	Shares	Closing price	% change	Previous closing price/date	Open price	Price min	Price max	Last price	Avg price	Last Bid [7]	Last Ask [7]	P/E after tax	Year	Volume	Trades	Transactions Value[8]	Company Mkt Value (thou. €)	Year low	Year high	Sector[4]	
		2023	2024	2025	Dividend [2]	Right																						
34,720,000	0.310	---	---	---	16/06/2010	01/08/2007	---	DROMEAS SA (CR)	0.309	-2.52	€ 0.317	21/05/2026	0.314	0.306	0.314	0.309	0.308	150@0.305	100@0.310	---	---	4,990	18	1,534.56	10,728.48	0.295	0.39	40202015
13,673,200	0.420	0.05	0.05	---	19/08/2025	26/07/2001	---	EVROFARMA (CR)	3.85	1.32	# 3.8	21/05/2026	3.87	3.74	3.87	3.85	3.813	20@3.74	248@3.85	---	---	2,249	51	8,576.39	52,641.82	3.02	4.07	45102020
18,146,007	1.00	---	---	---	23/08/2023	10/09/2010	---	ELASTRON (CR)	2.44	3.39	# 2.36	21/05/2026	2.33	2.3	2.49	2.44	2.388	3297@2.36	750@2.45	---	---	16,149	66	38,558.25	44,276.26	2.02	2.65	55102010
23,828,130	0.500	0.108	0.1366	---	14/07/2025	17/02/2009	---	ELINOIL S.A. (CR)	2.15	---	~ 2.15	21/05/2026	2.18	2.14	2.18	2.15	2.151	350@2.11	220@2.15	---	---	1,760	8	3,786.20	51,230.48	2.07	2.59	60101020
19,864,886	5.60	0.672	0.672	0.672	23/04/2026	02/07/2008	---	BANK OF GREECE (CR)	14.85	---	~ 14.85	21/05/2026	14.85	14.6	14.9	14.85	14.771	3@14.80	230@14.85	---	2025	4,661	50	68,848.95	294,993.56	14.55	17.5	30101010
26,730,187	0.520	---	0.07	---	09/07/2025	01/08/2017	---	ELTON SA (CR)	1.825	0.55	# 1.815	21/05/2026	1.81	1.755	1.835	1.825	1.806	300@1.79	365@1.83	---	---	16,113	60	29,092.95	48,782.59	1.62	2.22	50205010
36,300,000	1.12	0.0276	0.055	---	01/07/2025	12/12/2007	---	THESSALONIKA WATER & SEWERAGE	4.18	-1.76	€ 4.255	21/05/2026	4.235	4.17	4.235	4.18	4.193	100@4.18	313@4.22	---	---	21,441	77	89,898.39	151,734.00	3.4	4.38	65102030
143,352,325	0.260	---	---	---	29/08/2022	28/04/2025	---	EVROPI HOLDINGS S.A. (CR)	2.06	3.62	# 1.988	21/05/2026	2.035	2.03	2.09	2.06	2.062	32197@2.06	12000@2.07	---	---	284,242	293	586,075.42	295,305.79	1.77	2.34	30302025
86,735,980	0.310	0.02	---	---	22/07/2024	07/09/2023	---	ATHENS MEDICAL CENTER SA (CR)	1.77	-1.67	€ 1.8	21/05/2026	1.8	1.75	1.8	1.77	1.755	150@1.75	874@1.77	---	---	2,943	24	5,165.89	153,522.68	1.565	2.07	20101010
114,320,400	0.100	---	---	---	26/11/2021	05/08/2019	---	IKTINOS HELLAS SA (CR)	0.358	-0.83	€ 0.361	21/05/2026	0.3665	0.3515	0.3665	0.358	0.356	2000@0.351	995@0.359	---	---	45,543	115	16,214.69	40,926.70	0.302	0.4535	50101035
14,111,198	0.450	(0.0133)	0.07	---	31/07/2025	09/01/2025	---	ILYDA S.A. (CR)	4.16	2.84	# 4.045	21/05/2026	4.2	4.1	4.2	4.16	4.155	178@4.11	93@4.16	---	2025	4,266	35	17,723.83	58,702.58	3.74	5.52	10101015
3,417,600	0.100	0.016	---	---	04/07/2024	02/04/2024	---	INTERWOOD-XYLEMPORIA (PR)	0.42	-4.98	€ 0.442	21/05/2026	0.42	0.408	0.432	0.42	0.411	86@0.408	80@0.420	---	---	10,590	38	4,350.23	13,970.59	0.4	0.76	50101020
45,417,399	0.100	---	---	---	25/07/2008	02/04/2024	---	INTERWOOD-XYLEMPORIA (CR)	0.276	0.36	# 0.275	21/05/2026	0.278	0.273	0.285	0.276	0.278	600@0.269	840@0.276	---	---	22,840	31	6,341.53	13,970.59	0.201	0.295	50101020
18,567,912	0.590	0.16	0.201	---	02/07/2025	26/01/2021	---	INTERLIFE G.C.I.(CR)	6.72	---	~ 6.72	21/05/2026	6.7	6.54	6.74	6.72	6.643	191@6.64	145@6.72	---	2025	4,705	40	31,255.94	124,776.37	5.56	7	30302025
8,424,900	0.500	---	---	---	12/07/2010	04/07/2019	---	INTERTECH SA (CR)	1.44	-2.04	€ 1.47	21/05/2026	1.46	1.415	1.495	1.44	1.447	1000@1.42	100@1.45	---	2025	9,289	59	13,438.50	12,131.86	0.99	1.615	50205010
2,760,000	11.83	12.4	14	---	30/05/2025	16/07/1990	---	KARELIA (CR)	4.22	-0.24	€ 4.23	21/05/2026	4.20	4.20	4.23	4.23	4.21	936 448@4.21	110@4.23	---	---	218	36	91,982.00	1,164,720.00	354	434	45103010
19,804,134	0.150	---	---	---	01/07/2004	06/11/2017	---	KEKROPS SA (CR)	2.05	-1.44	€ 2.08	21/05/2026	2.08	2.02	2.13	2.05	2.073	100@2.03	1000@2.06	---	2025	12,481	49	25,877.99	40,598.47	1.53	2.35	35101010
11,510,102	0.890	---	---	---	24/06/2005	06/10/1999	---	NAFPAKTOS TEXTILE (CR)	1.27	1.20	# 1.255	21/05/2026	1.26	1.225	1.275	1.27	1.241	320@1.23	196@1.27	---	---	2,555	23	3,171.95	14,617.83	1.175	1.69	55101020
21,224,340	0.420	---	---	---	06/09/2022	25/04/2006	---	KORDELLOS BROS SA (CR)	0.43	-2.05	€ 0.439	21/05/2026	0.41	0.41	0.448	0.43	0.431	4580@0.430	290@0.440	---	2025	2,300	10	991.21	9,126.47	0.366	0.554	55102010
33,065,136	0.380	0.3506	0.4007	---	21/08/2025	16/09/2013	---	KRI-KRI S.A. (CR)	24.2	0.41	# 24.1	21/05/2026	24.2	24.1	24.45	24.2	24.253	5@24.15	92@24.20	---	2025	21,887	116	530,824.75	800,176.29	19.18	26.15	45102020
6,200,000	0.500	---	---	---	22/06/2010	01/11/1995	---	MINERVA KNITWEAR (CR)	0.575	0.88	# 0.57	21/05/2026	0.575	0.57	0.58	0.57	0.577	498@0.570	500@0.720	---	---	227	5	131.02	3,565.00	0.473	0.772	40204020
5,939,268	0.620	---	---	---	10/07/2003	03/01/2002	---	LANAKAM SA (CR)	1.67	---	~ 1.67	21/05/2026	---	---	---	---	---	100@1.40	100@1.48	---	---	---	---	---	9,918.58	0.96	1.67	40401020
9,819,370	0.500	---	---	---	14/08/2007	09/01/2004	---	MATHIOS REFRACTORY SA (CR)	0.675	---	~ 0.675	21/05/2026	0.685	0.665	0.69	0.675	0.683	100@0.660	99@0.680	---	---	390	8	266.49	6,628.07	0.59	0.97	55101000
30,150,000	0.360	0.122	0.1335	---	17/06/2025	25/04/2019	---	MOTODYNAMICS S.A. (CR)	2.52	---	~ 2.52	21/05/2026	2.53	2.49	2.54	2.49	2.537	500@2.50	100@2.53	---	---	13,469	35	34,176.81	75,978.00	2.23	2.7	40401030
126,431,958	2.50	0.025	0.043	---	03/06/2025	05/06/2024	---	NOVAL PROPERTY REIC (CR)	2.6	-1.89	€ 2.65	21/05/2026	2.67	2.59	2.67	2.59	2.627	100@2.61	676@2.63	---	2025	8,359	30	21,961.31	328,723.09	2.51	2.92	35102045
10,080,000	3.00	1.3	2	2.2	14/05/2026	27/08/2001	---	TPA SA (CR)	37.2	-0.80	€ 37.5	21/05/2026	37.6	37	38.2	37.2	37.622	134@37.20	159@37.70	---	---	4,806	32	180,813.50	374,976.00	33.2	40.2	50206060
25,000,000	2.00	1.336	1.92	---	04/08/2025	08/08/2003	---	P.P.A. S.A. (CR)	37.6	1.08	# 37.2	21/05/2026	37	36.9	37.75	37.6	37.362	530@37.00	30@37.60	---	2025	5,934	329	221,704.30	940,000.00	35.4	41.1	50206060
68,926,799	0.240	---	---	---	07/07/2023	---	---	ONYX TOURISTIKI S.A. (CR)	1.62	1.89	# 1.59	21/05/2026	1.596	1.55	1.62	1.62	1.571	200@1.56	534@1.62	---	---	43,149	97	67,793.49	111,661.41	1.33	2.22	40401020
4,971,466	1.46	---	---	---	04/07/2007	08/10/2003	---	PAIRIS SA (CR)	0.76	---	~ 0.76	21/05/2026	0.744	0.744	0.76	0.76	0.756	222@0.746	4435@0.760	---	---	3,039	16	2,297.41	3,778.31	0.6	0.984	50203030
27,098,594	0.540	0.0702	0.0605	0.0909	21/04/2026	14/01/2021	---	PAPOUTSANIS (CR)	3.47	-1.98	€ 3.54	21/05/2026	3.54	3.46	3.6	3.47	3.516	242@3.47	29@3.50	---	2025	6,859	94	24,115.29	94,032.12	3.32	4.06	45201020
7,070,400	0.930	0.8645	0.3242	---	11/07/2025	06/05/2016	---	PETROPOULOS PETROS (CR)	8.08	0.75	# 8.02	21/05/2026	8.08	8	8.08	8.08	8.055	100@8.02	1030@8.08	---	---	4,890	17	39,386.80	57,128.83	7.58	8.98	50206015
43,741,452	0.660	0.2388	0.2391	0.07	19/01/2026	01/11/1999	---	THRACE PLASTICS SA (CR)	4.13	0.12	# 4.125	21/05/2026	4.125	4.1	4.145	4.13	4.127	96@4.12	300@4.14	---	---	16,304	99	67,285.19	180,652.20	3.55	4.535	50203015
21,912,599	0.300	0.0485	0.0483	---	29/04/2025	23/02/2007	---	REVOIL (CR)	1.65	1.54	# 1.625	21/05/2026	1.635	1.62	1.655	1.65	1.641	214@1.64	349@1.65	---	---	14,562	51	23,889.19	36,155.79	1.535	1.86	60101020
13,582,223	1.35	---	---	---	24/06/2008	02/02/2016	---	SIDMA STEEL (CR)	1.66	0.61	# 1.65	21/05/2026	1.675	1.655	1.695	1.655	1.662	100@1.64	40@1.67	---	---	1,040	8	1,728.00	22,546.49	1.455	2.12	55102010
40,693,350	5.00	---	---	---	03/07/2026	26/05/2015	---	TECHNICAL OLYMPIC SA (CR)	2.39	0.84	# 2.37	21/05/2026	2.38	2.34	2.4	2.39	2.37	40@2.38	462@2.39	---	---	12,660	42	30,006.56	97,257.11	2.12	2.61	50206030
3,048,000	0.300	---	---	---	06/07/2007	01/06/2021	---	TZIRAKIAN PROFIL (CR)	1.965	1.03	# 1.945	21/05/2026	1.945	1.945	1.97	1.965	1.95	100@1.92										

Number of Outstanding Securities	Nominal Value	Dividends [1]			Date of Last Coupon		Note	Shares	Closing price	% change	Previous closing price/date	Open price	Price min	Price max	Last price	Avg price	Last Bid [7]	Last Ask [7]	P/E after tax	Year	Volume	Trades	Transactions Value[8]	Company Mkt Value (thou. €)	Year low	Year high	Sector[4]	
		2023	2024	2025	Dividend [2]	Right																						
11,943,624	0.540	0.15	0.165	---	01/07/2025	30/08/2019	---	FLEXOPACK SA (CR)	7.9	1.28 #	7.8	21/05/2026	8	7.9	8.05	8.05	7.924	500@7.90	500@8.10	---	---	730	4	5,784.20	94,354.63	7.4	8.6	50203030
394,737,498	0.500	0.02	0.03	0.04	26/03/2026	28/12/2023	---	TRASTOR REAL EST. INV. CO.(CR)	0.994	0.40 #	0.99	21/05/2026	0.996	0.982	1	0.994	0.989	1589@0.986	1770@0.996	---	2025	244,483	347	241,910.50	392,369.07	0.982	1.42	35102000
15,300,000	0.300	---	0.01	---	09/10/2025	13/12/1999	---	ATTICA PUBLICATIONS SA (CR)	1.24	-1.98 €	1.265	21/05/2026	1.25	1.24	1.25	1.24	1.241	3@1.25	150@1.27	---	---	640	6	794.00	18,972.00	1.17	1.44	40301030
18,810,000	0.400	0.0381	0.0591	---	20/10/2025	14/11/2007	---	VARVERIS - MODA BAGNO SA (CR)	6.86	1.48 #	6.76	21/05/2026	6.7	6.6	6.86	6.86	6.78	125@6.54	724@6.96	---	---	5,319	54	36,061.80	129,036.60	5.16	7.06	40401025
3,307,500	0.210	0.4	0.4	---	23/10/2025	30/11/2022	---	ELVE SA (CR)	5.8	---	5.8	21/05/2026	5.8	5.8	5.8	5.8	30@5.75	1160@5.80	---	2025	1,139	2	6,606.20	19,183.50	5	6.15	40204020	
21,364,000	1.12	---	---	---	21/08/2023	08/03/2023	---	LAMPASA HOTEL SA (CR)	46.6	---	46.6	21/05/2026	46.6	46.6	46.6	46.6	6@46.60	50@47.40	---	---	93	2	4,333.80	995,562.40	42.2	48.4	40501025	
38,566,614	0.500	---	---	---	21/07/2008	07/07/2025	---	MOUZAKIS (CR)	0.484	---	0.484	21/05/2026	0.48	0.48	0.48	0.48	0.48	950@0.480	---	---	---	50	1	24.00	18,666.24	0.48	0.69	55101020
42,500,000	1.00	0.0383	0.0538	0.3714	06/05/2026	13/09/2023	---	MPLE KEDROS (CR)	4.41	---	4.41	21/05/2026	4.41	4.41	4.41	4.41	4.41	389@4.41	100@4.42	---	---	2,011	20	8,868.51	187,425.00	4.23	4.51	35102000
6,340,000	0.600	0.2	0.23	0.23	09/12/2025	11/01/2024	---	NAKAS MUSIC	3.5	1.16 #	3.46	21/05/2026	3.4	3.4	3.52	3.52	3.486	250@3.44	13@3.50	---	---	283	12	986.44	22,190.00	3.24	3.92	40401030
27,379,200	0.980	0.5001	0.52	---	25/08/2025	29/08/2022	---	CRETE PLASTICS SA (CR)	15	1.35 #	14.8	21/05/2026	15	15	15	15	15	198@15.00	500@16.00	---	---	102	3	1,530.00	410,688.00	13.2	15.9	50203015
255,494,534	2.71	0.247	0.705	0.216	15/12/2025	30/09/2021	---	PRODEA (CR)	5.65	-0.88 €	5.7	21/05/2026	5.7	5.6	5.7	5.65	5.675	2092@5.65	9537@5.70	---	---	21,867	41	124,086.80	1,443,544.12	5.2	6.5	35102000
4,181,450	0.500	---	---	---	21/08/2000	05/03/2002	---	FLOUR MILLS SARANTOPOULOS SA	1.48	-1.33 €	1.5	21/05/2026	1.48	1.48	1.48	1.48	1.48	---	---	---	---	520	1	769.60	6,188.55	1.12	1.74	45102020

Exchange Traded Funds (ETFs)

1,380,078	---	---	---	---	15/06/2016	---	---	ALPHA ETF FTSE Athex Large Cap	58.5	0.84 #	58.01	21/05/2026	58.01	58.01	58.9	58.5	58.376	500@58.34	500@58.66	---	---	11,501	50	671,382.83	---	51.03	66.71	12003
-----------	-----	-----	-----	-----	------------	-----	-----	--------------------------------	------	--------	-------	------------	-------	-------	------	------	--------	-----------	-----------	-----	-----	--------	----	------------	-----	-------	-------	-------

Surveillance

8,321,682	0.670	---	---	---	17/08/2007	23/11/1999	---	N. LEVENTERIS (CR)	0.278	---	0.278	21/05/2026	---	---	---	---	---	---	8617@0.276	---	2025	---	---	---	2,708.80	0.252	0.32	55102010
2,160,524	0.670	---	---	---	03/12/2018	23/11/1999	---	N. LEVENTERIS (PR)	0.183	---	0.183	21/05/2026	---	---	---	---	---	---	1374@0.185	---	2025	---	---	---	2,708.80	0.165	0.2	55102010
24,319,250	0.300	---	---	---	09/07/2002	04/07/2007	5165	PROODEFTIKH SA (CR)	0.216	-9.24 €	0.238	21/05/2026	0.216	0.216	0.216	0.216	0.216	2903@0.216	7000@0.218	---	---	140,114	57	30,264.62	5,252.96	0.216	0.5	50101010

Suspension Status

13,191,620	0.620	---	---	---	04/08/2010	09/09/2002	5232	YALCO - CONSTANTINOU (CR)	0.16	---	0.16	30/05/2025	---	---	---	---	---	---	26032@0.162	---	---	---	---	---	2,110.66	0.16	0.16	40202020
17,579,754	4.16	---	---	---	18/08/2006	02/08/2010	---	BIOTER SA (CR)	0.206	---	0.206	30/05/2025	---	---	---	---	---	---	---	---	---	---	---	---	3,621.43	0.206	0.206	50101010
3,961,300	1.28	---	---	---	29/06/2004	03/08/2000	5248	DUROS SA (CR)	0.25	---	0.25	24/04/2023	---	---	---	---	---	---	---	---	---	---	---	---	990.33	0.25	0.25	40204020
15,842,391	1.51	---	---	---	15/07/2009	12/05/2000	5141	BITROS HOLDING SA (CR)	0.51	---	0.51	30/05/2025	---	---	---	---	---	---	---	---	---	---	---	---	8,079.62	0.51	0.51	55102010
28,438,268	0.070	---	---	---	21/08/2006	24/11/1999	5253	SPIROY AGRICULTURE SA (CR)	0.138	---	0.138	30/05/2025	---	---	---	---	---	---	---	---	---	---	---	---	3,924.48	0.138	0.138	45102010

Shares' Notes

Code	Note text
()	- Adjusted dividends.
*	- Last adjusted closing price.
[1]	- Net dividends.
[2]	- The "Date of Last Coupon" for New listings refers to the date company's stocks started to trade in Athex
[3]	- The Company Market Value is referred to the number of outstanding shares
[4]	- Sectors codification can be found in Appendix A
[5]	- The Market Value refers to the total number of shares listed (including their several classes) in the exchange by the company.
[6]	- P/E greater than 100
[7]	- Last view of the Order Book before the end of the trading session
[8]	- All Blocks Methods' Transactions Value are included.
5141	- Transfer to the Surveillance Category as of 10/05/2017.
5160	- Transfer to the Surveillance Category as of 15/04/2016.
5165	- Transfer to the Surveillance Category as of 15/02/2018.
5193	- Transfer to the Surveillance Category as of 25/10/2018.
5232	- Transfer to the Under Surveillance Category from 08/04/2011.
5248	- Transfer to the Surveillance Category as of 06/09/20116.
5253	- Transfer to the Surveillance Category as of 14/5/2021.

Securities Blocks Details

Securities	Block Volume	Price	Block Trade Value	Time of approval	Note
PPC (CR)	28,573	21.06	601,747.38	10:31:02	20
ALPHA BANK (CR)	242,944	3.58	869,739.52	11:11:01	20
PPC (CR)	26,000	21.12	549,120.00	11:15:10	20
EUROBANK (CR)	300,000	3.67	1,101,000.00	11:28:30	20
PPC (CR)	21,200	21.10	447,320.00	11:29:32	20
BANK OF CYPRUS (CR)	64,675	9.47	612,472.25	11:32:18	20
ADMIE (IPTO) HOLDING S.A. (CR)	100,000	3.47	347,000.00	11:48:23	20
BANK OF CYPRUS (CR)	199,421	9.50	1,894,499.50	12:01:50	20
OPTIMA BANK (CR)	52,599	10.35	544,399.65	12:21:01	20
ADMIE (IPTO) HOLDING S.A. (CR)	50,000	3.49	174,500.00	12:38:25	20
ALPHA BANK (CR)	305,398	3.53	1,078,054.94	12:58:54	20
ADMIE (IPTO) HOLDING S.A. (CR)	50,000	3.54	177,000.00	13:01:34	20
ADMIE (IPTO) HOLDING S.A. (CR)	50,000	3.54	177,000.00	13:02:03	20
BALLY'S INTRALOT (CR)	2,500,000	1.14	2,845,000.00	13:20:12	20
PIRAEUS BANK (CR)	120,000	8.45	1,014,000.00	13:24:29	20
PIRAEUS BANK (CR)	100,000	8.46	846,000.00	13:37:33	20
QUALITY & RELIABILITY SA (CR)	100,000	1.22	122,400.00	14:34:54	20
EUROBANK (CR)	165,047	3.67	605,227.35	14:38:27	20
EUROBANK (CR)	200,000	3.68	735,600.00	15:01:56	20
NATIONAL BANK (CR)	124,276	14.12	1,754,777.12	15:20:24	20
EUROBANK (CR)	608,706	3.69	2,244,907.73	15:23:38	20
EUROBANK (CR)	200,000	3.69	737,600.00	15:25:46	20
VIOHALCO SA/NV (CB)	20,000	19.34	386,800.00	15:56:56	20
EUROBANK (CR)	150,000	3.71	556,500.00	16:05:18	20
KRI-KRI S.A. (CR)	5,000	24.28	121,375.00	16:29:08	20
PPC (CR)	92,457	20.90	1,932,351.30	16:46:42	20
EUROBANK (CR)	238,680	3.70	883,116.00	16:53:35	20
EUROBANK (CR)	100,000	3.70	370,000.00	16:58:12	20
PPC (CR)	504,795	21.00	10,600,695.00	16:58:14	20
NATIONAL BANK (CR)	168,405	14.13	2,378,720.63	16:59:24	20
PIRAEUS BANK (CR)	302,215	8.52	2,574,267.37	17:00:18	20
KRI-KRI S.A. (CR)	4,115	24.20	99,583.00	17:15:00	20

Blocks Notes

9 - Method 6-1 / Special Fees

10 - Method 6-1 / Special Fees, SDS

14 - Method 6-3 / Settlement, Incomplete Buy and Sell

18 - Method 6-2 / SPOT 1

19 - Method 6-2 / SPOT 2

20 - Method 6-1 and Method 6-1 Same Day Settlement

21 - Other Pre-agreed

Shares Rights Details

Occured date	Exercise from	Exercise until	Trading until	Rights	Price min	Price max	Closing price	Last Bid	Last Ask	Volume	Trades	Transactions Value
--------------	---------------	----------------	---------------	--------	-----------	-----------	---------------	----------	----------	--------	--------	--------------------

No Rights Transactions.

Forced Sales Details

Securities	Category of Security	Transactions Volume	Number of Trades	Transactions Value	Note
------------	----------------------	------------------------	---------------------	-----------------------	------

No Forced Transactions.

Forced Sales Notes

- 1 - Compulsory Public Forced Sales
- 2 - Forced Sales of Fixed Registered Shares
- 3 - Forced Sales of Remaining Fractional Shares

Exchange Traded Funds (ETFs) Characteristics

	Transactions Date (T)	Creation / Redemption	Units (T-1)	New Units (T-1)	Redemption Units (T-1)	Units (T) [1]	Fund Assets [2]	Net Unit Price	Dividend per Unit	Dividend Date
ALPHA ETF FTSE Athex Large Cap	22/05/2026	5,000	1,380,078	---	---	1,380,078	80,301,360.00	58.1861	1.15	01/07/2025

ETFs Notes

[1] - Units (T) = Units (T-1) + New Units (T-1) - Redemption Units (T-1)

[2] - The Creation / Redemption Units of T-1 are included.

Non Convertible Corporate Bonds - Regulated Market

Num Listed Bonds	Nominal price	Issue price	Today's Rate	Exp. Date	Duration (years)	Note	Coupon		Trading Unit	Corporate Bonds	Accrued Int.	Yield.T.Mat	Price min	Price max	Closing price	Previous closing price/date	Volume	Transactions Value	Last order		Date	ear min	Year max	
							Common	Preferred											Price	Buy / Sell				
250,000	1,000.00	1,000.00	3.75	25/02/2033	7	---	1	---	1	CAPITAL CLEAN ENERGY CARRIERS CORP. (Non Convert)	9.3750	4.1050	97.5000	97.9000	97.9000	97.6620	21/05/2026	139,000	137,210.13	97.6500	B	22/05/2026	95.0002	99.9895
320,000	1,000.00	1,000.00	3.40	21/07/2027	7	---	12	---	1	LAMDA DEVELOPMENT S.A. (Non Convertible)	11.8056	3.1230	99.6000	99.8000	99.6000	99.4500	21/05/2026	35,000	35,286.69	98.6100	B	22/05/2026	97.5000	100.0000
200,000	1,000.00	1,000.00	1.90	23/03/2028	7	---	11	---	1	MOTOR OIL CORINTH REFINERIES SA (Non Convertible)	3.3778	3.6870	96.1000	96.5600	96.2441	96.5060	21/05/2026	27,000	26,077.10	96.5500	B	22/05/2026	95.0000	98.0000
150,000	1,000.00	1,000.00	2.60	22/10/2026	7	---	14	---	1	TERNA ENERGY FINANCE S.A. (Non Convertible)	2.4556	2.7630	99.6000	99.9552	99.7302	99.5000	20/05/2026	68,000	67,983.50	99.6000	B	22/05/2026	98.4189	99.9552
100,000	1,000.00	1,000.00	2.80	25/01/2027	5	---	9	---	1	PREMIA S.A. (Non Convertible)	9.3333	4.4930	---	---	---	98.5000	21/05/2026	---	---	98.5600	B	22/05/2026	97.7000	99.5000
500,000	1,000.00	1,000.00	4.00	10/07/2030	7	---	6	---	1	METLEN ENERGY & METALS S.A. (Non Convertible)	14.8889	3.5830	99.5100	100.3000	100.0000	99.9370	21/05/2026	188,000	190,455.88	99.5200	B	22/05/2026	98.3000	101.4000
99,697	1,000.00	1,000.00	5.50	15/12/2028	5	---	5	---	1	IDEAL HOLDINGS S.A. (Non Convertible)	24.7500	3.6940	103.1000	103.1000	103.1000	102.9000	21/05/2026	1,000	1,055.75	102.8000	B	22/05/2026	101.4645	104.1000
500,000	1,000.00	1,000.00	3.80	18/11/2032	7	---	2	---	1	LAMDA DEVELOPMENT S.A. (Non convertible)	0.8444	4.0890	97.0000	98.6000	98.0857	98.2000	21/05/2026	184,000	180,330.97	97.8000	B	22/05/2026	96.6500	99.9999
140,000	1,000.00	1,000.00	4.70	15/12/2030	5	---	1	---	1	AKTOR S.A. (Non convertible)	21.1500	3.8210	---	---	---	103.1500	21/05/2026	---	---	101.7002	B	22/05/2026	100.6000	103.4900
500,000	1,000.00	1,000.00	2.75	03/07/2027	7	---	12	---	1	GEK TERNA S.A. (Non Convertible)	10.7708	3.5800	98.4100	98.9000	98.4600	98.8500	21/05/2026	141,000	140,498.79	98.4000	B	22/05/2026	97.7500	99.5000
150,000	1,000.00	1,000.00	4.10	08/04/2033	7	---	1	---	1	PREMIA REIC (Non Convertible)	5.4667	4.4300	98.1200	98.1200	98.1200	98.1200	20/05/2026	4,000	3,946.67	98.7000	B	22/05/2026	98.1200	100.3700
250,000	1,000.00	1,000.00	3.70	04/07/2032	7	---	2	---	1	AEGEAN AIRLINES S.A. (Non Convertible)	14.4917	3.6580	99.6000	99.6000	99.6000	99.6550	21/05/2026	7,000	7,073.44	99.6000	B	22/05/2026	98.0875	102.0999
300,000	1,000.00	1,000.00	2.30	20/07/2028	7	---	10	---	1	PRODEA REIC S.A.(Non Convertible)	8.0500	2.8500	98.2001	98.3500	98.2003	98.3000	21/05/2026	75,000	74,286.29	98.2002	B	22/05/2026	95.0000	99.9510
250,000	1,000.00	1,000.00	2.45	16/11/2028	7	---	10	---	1	ELVALHALCOR S.A. (Non Convertible)	0.5444	3.5750	96.1500	96.7000	96.4661	96.4430	21/05/2026	62,000	59,842.76	96.1050	B	22/05/2026	94.9873	99.0000
120,000	1,000.00	1,000.00	2.65	06/12/2028	7	---	9	---	1	NOVAL PROPERTY REIC (Non Convertible)	12.4403	3.6820	96.5000	96.5500	96.5281	96.5230	21/05/2026	32,000	31,287.09	96.1000	B	22/05/2026	95.0000	99.9900
300,000	1,000.00	1,000.00	2.30	14/12/2028	7	---	9	---	1	GEK TERNA S.A. (Non Convertible)	10.3500	3.6080	96.0000	96.0000	96.0000	96.0490	21/05/2026	32,000	31,051.20	96.0001	B	22/05/2026	95.0000	97.2100
100,000	1,000.00	1,000.00	2.95	11/02/2027	5	---	9	---	1	SAFE BULKERS PARTICIPATIONS PLC (Non Convertible)	8.5222	3.9020	97.4470	99.3100	98.9616	99.3000	21/05/2026	19,000	18,964.63	99.0000	B	22/05/2026	97.4470	99.9201
100,000	1,000.00	1,000.00	4.40	26/07/2029	7	---	8	---	1	CPLP SHIPPING HOLDINGS PLC (Non Convertible)	14.6667	3.7590	100.0000	100.0000	100.0000	100.0000	21/05/2026	3,000	3,044.00	99.9000	B	22/05/2026	99.9297	102.8500
200,000	1,000.00	1,000.00	4.25	23/01/2029	5	---	5	---	1	AUTOHELLAS S.A. (Non Convertible)	14.5208	3.8590	100.0100	100.0100	100.0100	100.0710	21/05/2026	5,000	5,073.10	100.1000	B	22/05/2026	99.5000	102.0000

Corporate Bonds Notes

Transactions Volume = (Pieces) * (Nominal Price). Transactions Value = (Pieces) * (Nominal Price) * (price %) + (Accrued interest).

The price of a Bond is stated as a percentage (%) of Bond's Nominal Price.

Nominal Price in Euros (€), except if it is noted differently.

Non Convertible Corporate Bonds - Regulated Market

Num Listed Bonds	Nominal price	Issue price	Today's Rate	Exp. Date	Duration (years)	Note	Coupon		Trading Unit	Corporate Bonds	Accrued Int.	Yield.T.Mat	Price min	Price max	Closing price	Previous closing price/date	Volume	Transactions Value	Last order			ear min	Year max	
							Common	Preffered											Price	Buy / Sell	Date			
130,000	1,000.00	1,000.00	6.00	27/02/2029	5	---	5	---	1	INTRALOT S.A. (Non Convertible)	14.6667	4.2310	102.3800	103.0000	103.0000	103.0000	21/05/2026	29,000	30,126.73	102.2010	B	22/05/2026	101.0000	104.5000
500,000	1,000.00	1,000.00	3.20	29/09/2032	7	---	2	---	1	GEK TERNA S.A. (Non Convertible)	5.0667	3.8260	96.0000	96.3500	96.3500	96.0000	21/05/2026	21,000	20,303.90	96.0000	B	22/05/2026	94.0000	99.3790

Corporate Bonds Notes

Transactions Volume = (Pieces) * (Nominal Price). Transactions Value = (Pieces) * (Nominal Price) * (price %) + (Accrued interest).

The price of a Bond is stated as a percentage (%) of Bond's Nominal Price.

Nominal Price in Euros (€), except if it is noted differently.

Government Bonds

Number Listed Bonds	Nominal price	Today's Rate	Accrued Interest Calc	Exp. Date [1]	Duration (years)	Note	Coupons Date	Curr. coupon value	Trading Unit	Government Bonds	Price min	Price max	Closing price	Previous closing price/date	Volume	Transactions Value	Price	Last order Buy / Sell	Date
4,000,000	1,000.00	4.13	Actual/Actual	15/06/2054	30	---	15/06	4.13	1	GGB-FXD-150654-30Y-4.125-1.000	---	---	---	---	---	---	---	---	---
4,700,000	1,000.00	1.88	Actual/Actual	04/02/2035	15	---	04/02	1.88	1	GGB-FXD-040235-15Y-1.875-1.000	---	---	---	---	---	---	---	---	---
6,000,000	1,000.00	0.75	Actual/Actual	18/06/2031	10	---	18/06	0.75	1	GGB-FXD-180631-10Y-0.750-1.000	---	---	---	---	---	---	---	---	---
3,600,000	1,000.00	3.88	Actual/Actual	15/06/2028	5	---	15/06	3.88	1	GGB-FXD-150628-05Y-3.875-1.000	---	---	---	---	---	---	---	---	---
5,962,747,327	1.00	3.75	Actual/Actual	30/01/2028	10	---	/02 - 02/02 - 31/	3.75	1	GGB-FXD-300128-10Y-3.750-1.000	---	---	---	85.4610 13/07/2018	---	---	1.0000	B	28/11/2018
7,067,309,386	1.00	3.90	Actual/Actual	30/01/2033	15	---	/02 - 02/02 - 31/	3.90	1	GGB-FXD-300133-15Y-3.900-1.000	---	---	---	78.6730 13/07/2018	---	---	1.0000	B	28/11/2018
5,622,848,349	1.00	4.00	Actual/Actual	30/01/2037	19	---	/02 - 02/02 - 31/	4.00	1	GGB-FXD-300137-19Y-4.000-1.000	---	---	---	77.0370 13/07/2018	---	---	1.0000	B	28/11/2018
5,476,770,669	1.00	4.20	Actual/Actual	30/01/2042	24	---	/02 - 02/02 - 31/	4.20	1	GGB-FXD-300142-24Y-4.200-1.000	---	---	---	77.7640 13/07/2018	---	---	1.0000	B	28/11/2018
4,950,000	1,000.00	3.38	Actual/Actual	15/06/2034	10	---	15/06	3.38	1	GGB-FXD-150634-10Y-3.375-1.000	---	---	---	---	---	---	---	---	---
41,118,344	1.00	4.30	Actual/Actual	24/02/2027	15	---	24/02	4.30	1	GGB-FXD-240227-15Y-2.000-1.000	---	---	---	10.0000 22/06/2015	---	---	---	---	---
45,137,734	1.00	4.30	Actual/Actual	24/02/2028	16	---	24/02	4.30	1	GGB-FXD-240228-16Y-2.000-1.000	---	---	---	10.0000 22/06/2015	---	---	---	---	---
61,768,888	1.00	4.30	Actual/Actual	24/02/2029	17	---	24/02	4.30	1	GGB-FXD-240229-17Y-2.000-1.000	---	---	---	10.0000 22/06/2015	---	---	---	---	---
54,567,744	1.00	4.30	Actual/Actual	24/02/2030	18	---	24/02	4.30	1	GGB-FXD-240230-18Y-2.000-1.000	---	---	---	10.0000 22/06/2015	---	---	---	---	---
37,541,515	1.00	4.30	Actual/Actual	24/02/2031	19	---	24/02	4.30	1	GGB-FXD-240231-19Y-2.000-1.000	---	---	---	10.0000 22/06/2015	---	---	---	---	---
37,558,317	1.00	4.30	Actual/Actual	24/02/2032	20	---	24/02	4.30	1	GGB-FXD-240232-20Y-2.000-1.000	---	---	---	10.0000 22/06/2015	---	---	---	---	---
37,473,732	1.00	4.30	Actual/Actual	24/02/2033	21	---	24/02	4.30	1	GGB-FXD-240233-21Y-2.000-1.000	---	---	---	10.0000 22/06/2015	---	---	---	---	---
33,888,293	1.00	4.30	Actual/Actual	24/02/2034	22	---	24/02	4.30	1	GGB-FXD-240234-22Y-2.000-1.000	---	---	---	10.0000 22/06/2015	---	---	---	---	---
35,177,800	1.00	4.30	Actual/Actual	24/02/2035	23	---	24/02	4.30	1	GGB-FXD-240235-23Y-2.000-1.000	---	---	---	10.0000 22/06/2015	---	---	---	---	---
35,547,268	1.00	4.30	Actual/Actual	24/02/2036	24	---	24/02	4.30	1	GGB-FXD-240236-24Y-2.000-1.000	---	---	---	10.0000 22/06/2015	---	---	---	---	---
40,246,306	1.00	4.30	Actual/Actual	24/02/2037	25	---	24/02	4.30	1	GGB-FXD-240237-25Y-2.000-1.000	---	---	---	10.0000 22/06/2015	---	---	---	---	---
37,643,952	1.00	4.30	Actual/Actual	24/02/2038	26	---	24/02	4.30	1	GGB-FXD-240238-26Y-2.000-1.000	---	---	---	10.0000 22/06/2015	---	---	---	---	---
36,977,100	1.00	4.30	Actual/Actual	24/02/2039	27	---	24/02	4.30	1	GGB-FXD-240239-27Y-2.000-1.000	---	---	---	10.0000 22/06/2015	---	---	---	---	---
41,615,000	1.00	4.30	Actual/Actual	24/02/2040	28	---	24/02	4.30	1	GGB-FXD-240240-28Y-2.000-1.000	---	---	---	10.0000 22/06/2015	---	---	---	---	---
42,227,208	1.00	4.30	Actual/Actual	24/02/2041	29	---	24/02	4.30	1	GGB-FXD-240241-29Y-2.000-1.000	---	---	---	10.0000 22/06/2015	---	---	---	---	---
68,288,487	1.00	4.30	Actual/Actual	24/02/2042	30	---	24/02	4.30	1	GGB-FXD-240242-30Y-2.000-1.000	---	---	---	10.0000 22/06/2015	---	---	---	---	---
4,700,000	1,000.00	3.88	Actual/Actual	12/03/2029	10	---	12/03	3.88	1	GGB-FXD-120329-10Y-3.875-1.000	---	---	---	---	---	---	100.0000	B	15/10/2019
5,500,000	1,000.00	1.50	Actual/Actual	18/06/2030	10	---	18/06	1.50	1	GGB-FXD-180630-10Y-1.500-1.000	---	---	---	---	---	---	---	---	---
5,500,000	1,000.00	4.38	Actual/Actual	18/07/2038	15	---	18/07	4.38	1	GGB-FXD-180738-15Y-4.375-1.000	---	---	---	---	---	---	---	---	---
40,000	1,000.00	2.72	FLR Actual/360	18/09/2026	1	---	18/09 - 18/03	---	1	GGB-FLT-180926-01Y-2.717-1.000	---	---	---	---	---	---	---	---	---
4,550,000	1,000.00	3.38	Actual/Actual	16/06/2036	10	---	16/06	3.38	1	GGB-FXD-160636-10Y-3.375-1000.00	---	---	---	---	---	---	---	---	---
5,364,250	1,000.00	3.25	Actual/Actual	20/03/2050	30	---	20/03	3.25	1	GGB-FXD-200350-30Y-3.250-1.000	---	---	---	---	---	---	---	---	---
4,500,000	1,000.00	3.63	Actual/Actual	15/06/2035	10	---	15/06	3.63	1	GGB-FXD-150635-10Y-3.625-1000.00	---	---	---	---	---	---	---	---	---
3,924,361	1,000.00	2.00	Actual/Actual	22/04/2027	7	---	22/04	2.00	1	GGB-FXD-220427-07Y-2.000-1.000	---	---	---	---	---	---	99.9000	B	22/04/2020
2,298,012	1,000.00	1.88	Actual/Actual	23/07/2026	7	---	23/07	1.88	1	GGB-FXD-230726-07Y-1.875-1.000	---	---	---	---	---	---	---	---	---
4,900,000	1,000.00	4.25	Actual/Actual	15/06/2033	10	---	15/06	4.25	1	GGB-FXD-150633-10Y-4.250-1.000	---	---	---	---	---	---	---	---	---

Government Bonds Notes

Transactions Volume = (Pieces) * (Nominal Price). Transactions Value = (Pieces) * (Nominal Price) * (price %) + (Accrued interest).

The Value of current coupon for the issues with NV 0.01 euro refers to NV 100 euros

FLR: Floating Interest Rate.

[1] - The Expiration Date of the interest bearing period and the Date for coupon payment.

Government Bonds

Number Listed Bonds	Nominal price	Today's Rate	Accrued Interest Calc	Exp. Date [1]	Duration (years)	Note	Coupons Date	Curr. coupon value	Trading Unit	Government Bonds	Price min	Price max	Closing price	Previous closing price/date	Volume	Transactions Value	Price	Last order Buy / Sell	Date
3,500,000	1,000.00	1.88	Actual/Actual	24/01/2052	30	---	24/01	1.88	1	GGB-FXD-240152-30Y-1.875-1.000	---	---	---	---	---	---	---	---	---
3,700,000	1,000.00	1.75	Actual/Actual	18/06/2032	10	---	18/06	1.75	1	GGB-FXD-180632-10Y-1.750-1.000	---	---	---	---	---	---	---	---	---
2,200,000	1,000.00	1.13	FLR Actual/360	15/12/2027	5	---	- 15/03 - 15/09 -	---	1	GGB-FLT-151227-05Y-1.130-1.000	---	---	---	---	---	---	102.1600	B	30/12/2022

Government Bonds Notes

Transactions Volume = (Pieces) * (Nominal Price). Transactions Value = (Pieces) * (Nominal Price) * (price %) + (Accrued interest).

The Value of current coupon for the issues with NV 0.01 euro refers to NV 100 euros

FLR: Floating Interest Rate.

[1] - The Expiration Date of the interest bearing period and the Date for coupon payment.

Treasury Bills & Zero Coupon Government Bonds

Issue Date	13-Week Maturity									26-Week Maturity									52-Week Maturity								
	Exp. Date	Initial Rate	Num Listed Bonds	Nominal price	Issue price	Last Trade Price	Last Trade Date	Volume Traded	Note	Exp. Date	Initial Rate	Num Listed Bonds	Nominal price	Issue price	Last Trade Price	Last Trade Date	Volume Traded	Note	Exp. Date	Initial Rate	Num Listed Bonds	Nominal price	Issue price	Last Trade Price	Last Trade Date	Volume Traded	Note
06/06/2025	---	---	---	---	---	---	---	---	---	---	---	---	---	---	---	---	---	---	06/06/2026	1.84	600,000	1,000.00	981.74	---	---	---	---
05/09/2025	---	---	---	---	---	---	---	---	---	---	---	---	---	---	---	---	---	---	04/09/2026	1.97	600,000	1,000.00	0.00	---	---	---	---
05/12/2025	---	---	---	---	---	---	---	---	---	---	---	---	---	---	---	---	---	---	04/12/2026	2.03	600,000	1,000.00	997.90	---	---	---	---
06/03/2026	---	---	---	---	---	---	---	---	---	---	---	---	---	---	---	---	---	---	05/03/2027	1.97	500,000	1,000.00	980.45	---	---	---	---

Bonds in Circulation	Currency / Min nominal traded Value	Coupons Payment Date	Current Coupon Value	Note	Coupon	Trading Unit	Issue Date	Duration (years)	Today's Interest	A.I.C in days	Bonds	Last price of previous days		Last Outcry in Cash (euro)			Trades in Pieces	Life min	Life Max
												Price	Buy / Sell	Date	Price	Buy / Sell			
Corporate Bonds in Foreign Currency and Euro																			
103,746	GBP / 10	01/12	0.25	---	67	1	01/12/1930	98	2.5	360	National Mortgage Bank	2.27	05/02/1996	2.27	S	05/02/1996	---	2.27	2.27
0	GBP / 10	01/12	0.25	---	69	1	01/12/1928	100	2.5	360	National Mortgage Bank	---	---	---	---	---	---	---	---

Government Bonds Notes

A.I.C: Accrued Interest Calculation base.

FLR: Floating Interest Rate.

The minimum tradeable Nominal Value for all Demeterialised Government Titles is 100 Euros.

(μτφρ-0)

Underlying Asset				Derivatives Market													
Price max	Price min	Closing price	change	Delivery Month	Open price	Price max	Price min	Last price	Closing price	Last Bid	Last Ask	Fixing price*	Life high	Life low	Trades	Volume	Open Interest
FTSE/Athex Large Cap				(Trade Unit: 1 Index Point x 2E, Cash Settlement)													
5,793.85	5,734.89	5,759.99	0.13%	June 2026	5,735.00	5,757.00	5,699.00	5,735.00	5,735.00	---	---		5,868.00	---	134	689	6,703
				July 2026	5,674.50	5,723.00	5,669.25	5,711.00	5,711.00	---	---		5,758.25	---	29	283	79
				August 2026	---	---	---	---	5,781.75	---	---		---	---	---	---	---
				September 2026	---	---	---	---	5,790.75	---	---		---	---	---	---	---
				December 2026	---	---	---	---	5,819.75	---	---		---	---	---	---	---
				March 2027	---	---	---	---	5,848.75	---	---		---	---	---	---	---
FTSE/Athex Banks				(Trade Unit: 1 Index Point x 15E, Cash Settlement)													
2,594.30	2,547.65	2,569.92	0.29%	June 2026	2,537.75	2,547.75	2,537.75	2,547.75	2,547.75	---	---		2,708.00	---	2	25	3,334
				September 2026	---	---	---	---	2,579.50	---	---		---	---	---	---	---
				December 2026	---	---	---	---	2,592.50	---	---		---	---	---	---	---
				March 2027	---	---	---	---	2,605.50	---	---		---	---	---	---	---
MSCI GREECE REBASED				(Trade Unit: 1 Index Point x 2E, Cash Settlement)													
9,103.79	8,973.06	9,008.75	-0.23%	June 2026	8,960.50	8,960.50	8,960.50	8,960.50	8,960.50	---	---		9,252.00	---	3	30	---
				July 2026	8,915.50	8,915.50	8,915.50	8,915.50	8,915.50	---	---		8,915.50	---	3	30	---
				August 2026	---	---	---	---	9,076.00	---	---		---	---	---	---	---
				September 2026	---	---	---	---	9,090.00	---	---		---	---	---	---	---
				October 2026	---	---	---	---	9,104.00	---	---		---	---	---	---	---
				November 2026	---	---	---	---	9,121.75	---	---		---	---	---	---	---
				December 2026	---	---	---	---	9,135.75	---	---		---	---	---	---	---
				March 2027	---	---	---	---	9,181.25	---	---		---	---	---	---	---

Derivatives notes - <https://athens.euronext.com/en/market-data/statistics/eod-closing-prices>

Fixing prices and final open positions can be retrieved from the following path <https://athens.euronext.com/en/market-data/statistics/eod-closing-prices>

Underlying Asset				Derivatives Market													
Price max	Price min	Closing price	change	Delivery Month	Open price	Price max	Price min	Last price	Closing price	Last Bid	Last Ask	Fixing price*	Life high	Life low	Trades	Volume	Open Interest
ADMIE (IPTO) HOLDING S.A. (CR)				(Contract Size: 100 Securities, Physical Delivery)													
3.64	3.34	3.64	7.53%	June 2026	3.52	3.63	3.45	3.63	3.63	---	---	---	3.63	---	181	4,702	10,198
				September 2026	3.46	3.54	3.44	3.54	3.54	---	---	---	3.54	---	7	273	43
				December 2026	---	---	---	---	3.42	---	---	---	---	---	---	---	---
				March 2027	---	---	---	---	3.44	---	---	---	---	---	---	---	---
AEGEAN AIRLINES (CR)				(Contract Size: 100 Securities, Physical Delivery)													
11.66	11.28	11.66	3.00%	June 2026	11.47	11.71	11.47	11.70	11.70	---	---	---	15.15	---	41	126	3,213
				September 2026	---	---	---	---	11.40	---	---	---	---	---	---	---	---
				December 2026	---	---	---	---	11.45	---	---	---	---	---	---	---	---
				March 2027	---	---	---	---	11.51	---	---	---	---	---	---	---	---
AKTOR S.A. HOLDING CO. (CR)				(Contract Size: 100 Securities, Physical Delivery)													
10.48	10.06	10.4	1.56%	June 2026	10.18	10.52	10.17	10.45	10.45	---	---	---	11.56	---	45	167	103,354
				September 2026	---	---	---	---	10.31	---	---	---	---	---	---	---	---
				December 2026	---	---	---	---	10.36	---	---	---	---	---	---	---	---
				March 2027	---	---	---	---	10.41	---	---	---	---	---	---	---	---
Allwyn AG (CR)				(Contract Size: 100 Securities, Physical Delivery)													
12.225	11.9	11.9	-2.26%	June 2026	12.14	12.29	11.95	11.95	11.95	---	---	---	15.54	---	60	314	11,138
				September 2026	---	---	---	---	12.26	---	---	---	---	---	---	---	---
				December 2026	---	---	---	---	12.32	---	---	---	---	---	---	---	---
				March 2027	---	---	---	---	12.38	---	---	---	---	---	---	---	---
ALPHA BANK (CR)				(Contract Size: 100 Securities, Physical Delivery)													
3.611	3.541	3.541	0.31%	June 2026	3.58	3.62	3.55	3.55	3.55	---	---	---	4.50	---	158	4,820	61,311
				September 2026	3.54	3.54	3.54	3.54	3.54	---	---	---	3.62	---	1	50	130
				December 2026	---	---	---	---	3.57	---	---	---	---	---	---	---	---
				March 2027	---	---	---	---	3.59	---	---	---	---	---	---	---	---
ATHENS INTL AIRPORT (CR)				(Contract Size: 100 Securities, Physical Delivery)													
10.18	10	10.15	1.50%	June 2026	10.05	10.12	10.05	10.12	10.12	---	---	---	11.47	---	3	17	314
				September 2026	---	---	---	---	10.07	---	---	---	---	---	---	---	---
				December 2026	---	---	---	---	10.12	---	---	---	---	---	---	---	---
				March 2027	---	---	---	---	10.17	---	---	---	---	---	---	---	---
AUTOHELLAS SA (CR)				(Contract Size: 100 Securities, Physical Delivery)													
10.88	10.68	10.68	-1.29%	June 2026	---	---	---	---	10.12	---	---	---	11.60	---	---	---	123
				September 2026	---	---	---	---	10.89	---	---	---	---	---	---	---	---
				December 2026	---	---	---	---	10.95	---	---	---	---	---	---	---	---
				March 2027	---	---	---	---	11.00	---	---	---	---	---	---	---	---

Derivatives notes - <https://athens.euronext.com/en/market-data/statistics/eod-closing-prices>

Fixing prices and final open positions can be retrieved from the following path <https://athens.euronext.com/en/market-data/statistics/eod-closing-prices>

Underlying Asset				Derivatives Market													
Price max	Price min	Closing price	change	Delivery Month	Open price	Price max	Price min	Last price	Closing price	Last Bid	Last Ask	Fixing price*	Life high	Life low	Trades	Volume	Open Interest
AVAX S.A. (CR)				(Contract Size: 100 Securities, Physical Delivery)													
3.495	3.415	3.47	0.58%	June 2026	3.45	3.52	3.45	3.52	3.52	---	---	---	3.75	---	17	30	3,462
				September 2026	---	---	---	---	3.47	---	---	---	---	---	---	---	---
				December 2026	---	---	---	---	3.49	---	---	---	---	---	---	---	---
				March 2027	---	---	---	---	3.51	---	---	---	---	---	---	---	---
BALLY'S INTRALOT (CR)				(Contract Size: 100 Securities, Physical Delivery)													
1.169	1.11	1.167	4.29%	June 2026	1.12	1.18	1.12	1.17	1.17	---	---	---	1.18	---	136	13,470	1,358,756
				September 2026	1.17	1.17	1.14	1.17	1.17	---	---	---	1.17	---	7	27,021	---
				December 2026	---	---	---	---	1.13	---	---	---	---	---	---	---	---
				March 2027	---	---	---	---	1.14	---	---	---	---	---	---	---	---
BANK OF CYPRUS (CR)				(Contract Size: 100 Securities, Physical Delivery)													
9.57	9.425	9.52	1.17%	June 2026	9.10	9.16	9.10	9.16	9.16	---	---	---	9.53	---	2	2	1,053
				September 2026	---	---	---	---	9.47	---	---	---	---	---	---	---	---
				December 2026	---	---	---	---	9.52	---	---	---	---	---	---	---	---
				March 2027	---	---	---	---	9.57	---	---	---	---	---	---	---	---
CC HBC AG (CR)				(Contract Size: 100 Securities, Physical Delivery)													
50	49.45	49.75	0.50%	June 2026	49.45	50.00	49.45	49.83	49.83	---	---	---	52.01	---	17	52	380
				September 2026	---	---	---	---	49.83	---	---	---	---	---	---	---	---
				December 2026	---	---	---	---	50.08	---	---	---	---	---	---	---	---
				March 2027	---	---	---	---	50.33	---	---	---	---	---	---	---	---
CENERGY HOLDINGS (CB)				(Contract Size: 100 Securities, Physical Delivery)													
24.88	23.62	24.88	4.98%	June 2026	23.78	24.85	23.75	24.85	24.85	---	---	---	26.13	---	25	92	3,222
				September 2026	---	---	---	---	23.86	---	---	---	---	---	---	---	---
				December 2026	---	---	---	---	23.98	---	---	---	---	---	---	---	---
				March 2027	---	---	---	---	24.10	---	---	---	---	---	---	---	---
CrediaBank (CR)				(Contract Size: 100 Securities, Physical Delivery)													
1.286	1.248	1.28	2.40%	June 2026	1.28	1.29	1.26	1.28	1.28	---	---	---	1.38	---	560	5,090	94,504
				September 2026	---	---	---	---	1.26	---	---	---	1.35	---	---	---	162
				December 2026	---	---	---	---	1.26	---	---	---	---	---	---	---	---
				March 2027	---	---	---	---	1.27	---	---	---	---	---	---	---	---
ELLAKTOR (CR)				(Contract Size: 100 Securities, Physical Delivery)													
1.368	1.328	1.364	1.04%	June 2026	1.32	1.34	1.32	1.34	1.34	---	---	---	1.44	---	11	46	1,657
				September 2026	---	---	---	---	1.36	---	---	---	---	---	---	---	---
				December 2026	---	---	---	---	1.37	---	---	---	---	---	---	---	---
				March 2027	---	---	---	---	1.37	---	---	---	---	---	---	---	---

Derivatives notes - <https://athens.euronext.com/en/market-data/statistics/eod-closing-prices>

Fixing prices and final open positions can be retrieved from the following path <https://athens.euronext.com/en/market-data/statistics/eod-closing-prices>

Underlying Asset				Derivatives Market													
Price max	Price min	Closing price	change	Delivery Month	Open price	Price max	Price min	Last price	Closing price	Last Bid	Last Ask	Fixing price*	Life high	Life low	Trades	Volume	Open Interest
ELVALHALCOR (CR)																	
(Contract Size: 100 Securities, Physical Delivery)																	
4.995	4.82	4.95	1.96%	June 2026	4.91	5.01	4.85	5.01	5.01	---	---	---	5.63	---	61	246	3,574
---	---	---	---	September 2026	---	---	---	---	4.89	---	---	---	---	---	---	---	---
---	---	---	---	December 2026	---	---	---	---	4.91	---	---	---	---	---	---	---	---
---	---	---	---	March 2027	---	---	---	---	4.94	---	---	---	---	---	---	---	---
EUROBANK (CR)																	
(Contract Size: 100 Securities, Physical Delivery)																	
3.75	3.651	3.698	-0.70%	June 2026	3.69	3.71	3.61	3.67	3.67	---	---	---	4.07	---	161	4,699	45,388
---	---	---	---	September 2026	---	---	---	---	3.69	---	---	---	3.73	---	---	---	4
---	---	---	---	December 2026	---	---	---	---	3.77	---	---	---	---	---	---	---	---
---	---	---	---	March 2027	---	---	---	---	3.79	---	---	---	---	---	---	---	---
EURONEXT ATHENS (CR)																	
(Contract Size: 100 Securities, Physical Delivery)																	
7.35	7.18	7.3	1.25%	June 2026	7.29	7.29	7.29	7.29	7.29	---	---	---	7.41	---	1	1	337
---	---	---	---	September 2026	---	---	---	---	7.26	---	---	---	---	---	---	---	---
---	---	---	---	December 2026	---	---	---	---	7.29	---	---	---	---	---	---	---	---
---	---	---	---	March 2027	---	---	---	---	7.33	---	---	---	---	---	---	---	---
EYDAP S.A. (CR)																	
(Contract Size: 100 Securities, Physical Delivery)																	
10.32	10.2	10.3	0.19%	June 2026	10.33	10.33	10.33	10.33	10.33	---	---	---	10.65	---	1	1	13,364
---	---	---	---	September 2026	---	---	---	---	10.35	---	---	---	---	---	---	---	---
---	---	---	---	December 2026	---	---	---	---	10.40	---	---	---	---	---	---	---	---
---	---	---	---	March 2027	---	---	---	---	10.45	---	---	---	---	---	---	---	---
FOURLIS (CR)																	
(Contract Size: 100 Securities, Physical Delivery)																	
4.41	4.32	4.38	1.27%	June 2026	4.37	4.37	4.37	4.37	4.37	---	---	---	4.94	---	1	1	3,053
---	---	---	---	September 2026	---	---	---	---	4.35	---	---	---	---	---	---	---	---
---	---	---	---	December 2026	---	---	---	---	4.38	---	---	---	---	---	---	---	---
---	---	---	---	March 2027	---	---	---	---	4.40	---	---	---	---	---	---	---	---
GEK TERNA (CR)																	
(Contract Size: 100 Securities, Physical Delivery)																	
40.72	39.86	40.6	1.30%	June 2026	40.23	40.70	40.03	40.70	40.70	---	---	---	43.58	---	46	200	5,360
---	---	---	---	September 2026	---	---	---	---	40.29	---	---	---	41.10	---	---	---	6
---	---	---	---	December 2026	---	---	---	---	40.55	---	---	---	---	---	---	---	---
---	---	---	---	March 2027	---	---	---	---	40.75	---	---	---	---	---	---	---	---
HELLENiQ ENERGY (CR)																	
(Contract Size: 100 Securities, Physical Delivery)																	
10	9.78	9.78	-3.17%	June 2026	9.97	9.97	9.84	9.84	9.84	---	---	---	10.55	---	18	141	3,661
---	---	---	---	September 2026	9.74	9.74	9.74	9.74	9.74	---	---	---	10.15	---	2	2	199
---	---	---	---	December 2026	---	---	---	---	10.22	---	---	---	---	---	---	---	---
---	---	---	---	March 2027	---	---	---	---	10.27	---	---	---	---	---	---	---	---

Derivatives notes - <https://athens.euronext.com/en/market-data/statistics/eod-closing-prices>

Fixing prices and final open positions can be retrieved from the following path <https://athens.euronext.com/en/market-data/statistics/eod-closing-prices>

Underlying Asset				Derivatives Market													
Price max	Price min	Closing price	change	Delivery Month	Open price	Price max	Price min	Last price	Closing price	Last Bid	Last Ask	Fixing price*	Life high	Life low	Trades	Volume	Open Interest
INTRACOM HOLDINGS (CR)																	
(Contract Size: 100 Securities, Physical Delivery)																	
3.695	3.49	3.69	5.73%	June 2026	3.52	3.72	3.52	3.72	3.72	---	---	---	3.72	---	103	669	14,822
				September 2026	3.60	3.60	3.60	3.60	3.60	---	---	---	3.69	---	1	10	290
				December 2026	---	---	---	---	3.53	---	---	---	---	---	---	---	---
				March 2027	---	---	---	---	3.55	---	---	---	---	---	---	---	---
JUMBO SA (CR)																	
(Contract Size: 100 Securities, Physical Delivery)																	
22.4	22.06	22.06	-0.45%	June 2026	22.29	22.41	22.10	22.10	22.10	---	---	---	25.68	---	15	136	6,624
				September 2026	---	---	---	---	22.31	---	---	---	---	---	---	---	---
				December 2026	---	---	---	---	22.42	---	---	---	---	---	---	---	---
				March 2027	---	---	---	---	22.53	---	---	---	---	---	---	---	---
LAMDA DEVELOPMENT SA (CR)																	
(Contract Size: 100 Securities, Physical Delivery)																	
6.08	5.985	6.08	1.50%	June 2026	6.05	6.15	6.01	6.14	6.14	---	---	---	7.09	---	21	87	26,952
				September 2026	---	---	---	---	6.42	---	---	---	6.40	---	---	---	1
				December 2026	---	---	---	---	6.06	---	---	---	---	---	---	---	---
				March 2027	---	---	---	---	6.09	---	---	---	---	---	---	---	---
METLEN PLC (CR)																	
(Contract Size: 100 Securities, Physical Delivery)																	
38.98	38	38.86	2.37%	June 2026	38.30	39.07	38.15	38.90	38.90	---	---	---	47.90	---	113	246	15,413
				September 2026	37.70	38.78	37.70	38.19	38.19	---	---	---	39.50	---	6	12	726
				December 2026	---	---	---	---	38.40	---	---	---	---	---	---	---	---
				March 2027	---	---	---	---	38.60	---	---	---	---	---	---	---	---
MIG (CR)																	
(Contract Size: 100 Securities, Physical Delivery)																	
3.25	3.23	3.25	0.00%	June 2026	---	---	---	---	3.29	---	---	---	3.43	---	---	---	208
				September 2026	---	---	---	---	3.27	---	---	---	---	---	---	---	---
				December 2026	---	---	---	---	3.29	---	---	---	---	---	---	---	---
				March 2027	---	---	---	---	3.30	---	---	---	---	---	---	---	---
MOTOR OIL (CR)																	
(Contract Size: 100 Securities, Physical Delivery)																	
35.72	34.62	34.62	-1.93%	June 2026	34.95	34.96	34.72	34.94	34.94	---	---	---	39.97	---	14	37	395
				September 2026	---	---	---	---	35.54	---	---	---	---	---	---	---	---
				December 2026	---	---	---	---	35.71	---	---	---	---	---	---	---	---
				March 2027	---	---	---	---	35.89	---	---	---	---	---	---	---	---
NATIONAL BANK (CR)																	
(Contract Size: 100 Securities, Physical Delivery)																	
14.28	14.015	14.155	0.96%	June 2026	13.90	14.04	13.80	13.93	13.93	---	---	---	15.76	---	76	738	16,556
				September 2026	14.15	14.15	14.15	14.15	14.15	---	---	---	14.15	---	1	10	1
				December 2026	---	---	---	---	14.18	---	---	---	---	---	---	---	---
				March 2027	---	---	---	---	14.26	---	---	---	---	---	---	---	---

Derivatives notes - <https://athens.euronext.com/en/market-data/statistics/eod-closing-prices>

Fixing prices and final open positions can be retrieved from the following path <https://athens.euronext.com/en/market-data/statistics/eod-closing-prices>

Underlying Asset				Derivatives Market													
Price max	Price min	Closing price	change	Delivery Month	Open price	Price max	Price min	Last price	Closing price	Last Bid	Last Ask	Fixing price*	Life high	Life low	Trades	Volume	Open Interest
OPTIMA BANK (CR)				(Contract Size: 100 Securities, Physical Delivery)													
10.56	10.26	10.41	-0.38%	June 2026	10.39	10.39	10.39	10.39	10.39	---	---	---	10.39	---	5	20	476
				September 2026	---	---	---	---	10.52	---	---	---	---	---	---	---	---
				December 2026	---	---	---	---	10.57	---	---	---	---	---	---	---	---
				March 2027	---	---	---	---	10.63	---	---	---	---	---	---	---	---
OTE (CR)				(Contract Size: 100 Securities, Physical Delivery)													
18.75	18.56	18.7	0.00%	June 2026	18.73	18.73	18.67	18.67	18.67	---	---	---	18.85	---	4	20	861
				September 2026	---	---	---	---	18.82	---	---	---	---	---	---	---	---
				December 2026	---	---	---	---	18.92	---	---	---	---	---	---	---	---
				March 2027	---	---	---	---	19.01	---	---	---	---	---	---	---	---
P.P.A. S.A. (CR)				(Contract Size: 100 Securities, Physical Delivery)													
37.75	36.9	37.6	1.08%	June 2026	37.61	37.61	37.61	37.61	37.61	---	---	---	39.11	---	1	1	43
				September 2026	---	---	---	---	37.45	---	---	---	---	---	---	---	---
				December 2026	---	---	---	---	37.64	---	---	---	---	---	---	---	---
				March 2027	---	---	---	---	37.82	---	---	---	---	---	---	---	---
PIRAEUS BANK (CR)				(Contract Size: 100 Securities, Physical Delivery)													
8.62	8.27	8.508	0.21%	June 2026	8.64	8.68	8.42	8.54	8.54	---	---	---	8.90	---	225	2,236	52,153
				September 2026	8.50	8.50	8.50	8.50	8.50	---	---	---	8.50	---	1	1	23
				December 2026	---	---	---	---	8.59	---	---	---	---	---	---	---	---
				March 2027	---	---	---	---	8.63	---	---	---	---	---	---	---	---
PPC (CR)				(Contract Size: 100 Securities, Physical Delivery)													
21.3	20.6	20.6	-3.56%	June 2026	21.15	21.15	20.43	20.50	20.50	---	---	---	21.50	---	510	4,761	21,060
				September 2026	21.20	21.20	20.40	20.40	20.40	---	---	---	21.20	---	5	14	61
				December 2026	---	---	---	---	21.61	---	---	---	---	---	---	---	---
				March 2027	---	---	---	---	21.72	---	---	---	---	---	---	---	---
QUEST HOLDINGS (CR)				(Contract Size: 100 Securities, Physical Delivery)													
7.08	6.97	7.05	-1.12%	June 2026	6.94	7.00	6.94	7.00	7.00	---	---	---	7.01	---	4	7	212
				September 2026	---	---	---	---	7.18	---	---	---	---	---	---	---	---
				December 2026	---	---	---	---	7.21	---	---	---	---	---	---	---	---
				March 2027	---	---	---	---	7.25	---	---	---	---	---	---	---	---
TITAN (CB)				(Contract Size: 100 Securities, Physical Delivery)													
47.6	47.1	47.22	0.47%	June 2026	47.20	47.64	47.20	47.60	47.60	---	---	---	52.30	---	23	82	839
				September 2026	---	---	---	---	47.31	---	---	---	---	---	---	---	---
				December 2026	---	---	---	---	47.55	---	---	---	---	---	---	---	---
				March 2027	---	---	---	---	47.79	---	---	---	---	---	---	---	---

Derivatives notes - <https://athens.euronext.com/en/market-data/statistics/eod-closing-prices>

Fixing prices and final open positions can be retrieved from the following path <https://athens.euronext.com/en/market-data/statistics/eod-closing-prices>

Underlying Asset				Derivatives Market													
Price max	Price min	Closing price	change	Delivery Month	Open price	Price max	Price min	Last price	Closing price	Last Bid	Last Ask	Fixing price*	Life high	Life low	Trades	Volume	Open Interest
VIOHALCO SA/NV (CB)				(Contract Size: 100 Securities, Physical Delivery)													
19.62	18.78	19.2	0.95%	June 2026	18.99	19.60	18.85	19.50	19.50	---	---		19.60	---	49	145	2.202
				September 2026	---	---	---	---	19.15	---	---		---	---	---	---	---
				December 2026	---	---	---	---	19.24	---	---		---	---	---	---	---
				March 2027	---	---	---	---	19.34	---	---		---	---	---	---	---

Derivatives notes - <https://athens.euronext.com/en/market-data/statistics/eod-closing-prices>

Fixing prices and final open positions can be retrieved from the following path <https://athens.euronext.com/en/market-data/statistics/eod-closing-prices>

FTSE/Athex Large Cap

(Trade Unit: 1 Index Point x 2€ - Exercise Style: European, Cash Settlement)

Call Options																Put Options																	
Exercise Price	June 2026							July 2026							Other Months		June 2026							July 2026							Other Months		Exercise Price
	Open price	Price max	Price min	Last price	Closing price	Volume	Open Interest	Open price	Price max	Price min	Last price	Closing price	Volume	Open Interest	Volume	Open Interest	Open price	Price max	Price min	Last price	Closing price	Volume	Open Interest	Open price	Price max	Price min	Last price	Closing price	Volume	Open Interest	Volume	Open Interest	
4,000	0.00	0.00	0.00	-	1,694.00	-	-	-	-	-	-	-	-	-	-	0.00	0.00	0.00	-	0.02	-	-	-	-	-	-	-	-	-	-	-	4,000	
4,100	0.00	0.00	0.00	-	1,594.00	-	-	-	-	-	-	-	-	-	-	0.00	0.00	0.00	-	0.06	-	-	-	-	-	-	-	-	-	-	-	4,100	
4,200	0.00	0.00	0.00	-	1,494.00	-	-	-	-	-	-	-	-	-	-	0.00	0.00	0.00	-	0.01	-	-	-	-	-	-	-	-	-	-	-	4,200	
4,300	0.00	0.00	0.00	-	1,394.00	-	-	-	-	-	-	-	-	-	-	0.00	0.00	0.00	-	0.01	-	-	-	-	-	-	-	-	-	-	-	4,300	
4,400	0.00	0.00	0.00	-	1,294.00	-	-	-	-	-	-	-	-	-	-	0.00	0.00	0.00	-	0.02	-	-	-	-	-	-	-	-	-	-	-	4,400	
4,450	0.00	0.00	0.00	-	1,245.00	-	-	-	-	-	-	-	-	-	-	0.00	0.00	0.00	-	0.04	-	-	-	-	-	-	-	-	-	-	-	4,450	
4,500	0.00	0.00	0.00	-	1,195.00	-	-	-	-	-	-	-	-	-	-	0.00	0.00	0.00	-	0.07	-	-	-	-	-	-	-	-	-	-	-	4,500	
4,550	0.00	0.00	0.00	-	1,145.00	-	-	-	-	-	-	-	-	-	-	0.00	0.00	0.00	-	0.12	-	-	-	-	-	-	-	-	-	-	-	4,550	
4,600	0.00	0.00	0.00	-	1,095.00	-	-	-	-	-	-	-	-	-	-	0.00	0.00	0.00	-	0.21	-	-	-	-	-	-	-	-	-	-	-	4,600	
4,650	0.00	0.00	0.00	-	1,045.00	-	-	-	-	-	-	-	-	-	-	0.00	0.00	0.00	-	0.34	-	-	-	-	-	-	-	-	-	-	-	4,650	
4,700	0.00	0.00	0.00	-	995.00	-	-	-	-	-	-	-	-	-	-	0.00	0.00	0.00	-	0.55	-	-	-	-	-	-	-	-	-	-	-	4,700	
4,750	0.00	0.00	0.00	-	946.00	-	-	-	-	-	-	-	-	-	-	0.00	0.00	0.00	-	0.86	-	-	-	-	-	-	-	-	-	-	-	4,750	
4,800	0.00	0.00	0.00	-	896.00	-	-	-	-	-	-	-	-	-	-	0.00	0.00	0.00	-	1.30	-	-	-	-	-	-	-	-	-	-	-	4,800	
4,850	0.00	0.00	0.00	-	847.00	-	-	-	-	-	-	-	-	-	-	0.00	0.00	0.00	-	2.00	-	-	-	-	-	-	-	-	-	-	-	4,850	
4,900	0.00	0.00	0.00	-	798.00	-	-	-	-	-	-	-	-	-	-	0.00	0.00	0.00	-	2.90	-	-	-	-	-	-	-	-	-	-	-	4,900	
4,950	0.00	0.00	0.00	-	750.00	-	-	-	-	-	-	-	-	-	-	0.00	0.00	0.00	-	4.30	-	-	-	-	-	-	-	-	-	-	-	4,950	
5,000	0.00	0.00	0.00	-	701.00	-	-	-	-	-	-	-	-	-	-	0.00	0.00	0.00	-	6.10	-	-	-	-	-	-	-	-	-	-	-	5,000	
5,050	0.00	0.00	0.00	-	654.00	-	-	0.00	0.00	0.00	-	637.00	-	-	-	0.00	0.00	0.00	-	8.50	-	-	0.00	0.00	0.00	-	33.75	-	-	-	5,050		
5,100	0.00	0.00	0.00	-	607.00	-	-	0.00	0.00	0.00	-	595.00	-	-	-	0.00	0.00	0.00	-	11.75	-	-	0.00	0.00	0.00	-	41.25	-	-	-	5,100		
5,150	0.00	0.00	0.00	-	561.00	-	-	0.00	0.00	0.00	-	554.00	-	-	-	0.00	0.00	0.00	-	15.75	-	-	0.00	0.00	0.00	-	49.75	-	-	-	5,150		
5,200	0.00	0.00	0.00	-	517.00	-	-	0.00	0.00	0.00	-	514.00	-	-	-	0.00	0.00	0.00	-	20.75	-	5	0.00	0.00	0.00	-	60.00	-	-	-	5,200		
5,250	0.00	0.00	0.00	-	473.00	-	-	0.00	0.00	0.00	-	475.00	-	-	-	0.00	0.00	0.00	-	27.25	-	-	0.00	0.00	0.00	-	71.00	-	-	-	5,250		
5,300	0.00	0.00	0.00	-	431.00	-	-	0.00	0.00	0.00	-	438.00	-	-	-	0.00	0.00	0.00	-	35.25	-	-	0.00	0.00	0.00	-	84.00	-	-	-	5,300		
5,350	0.00	0.00	0.00	-	391.00	-	-	0.00	0.00	0.00	-	403.00	-	-	-	0.00	0.00	0.00	-	44.75	-	-	0.00	0.00	0.00	-	98.50	-	-	-	5,350		
5,400	0.00	0.00	0.00	-	352.00	-	-	0.00	0.00	0.00	-	369.00	-	-	-	0.00	0.00	0.00	-	56.00	-	10	0.00	0.00	0.00	-	114.00	-	-	-	5,400		
5,450	0.00	0.00	0.00	-	315.00	-	-	0.00	0.00	0.00	-	337.00	-	-	-	0.00	0.00	0.00	-	69.00	-	-	0.00	0.00	0.00	-	132.00	-	-	-	5,450		
5,500	0.00	0.00	0.00	-	281.00	-	30	0.00	0.00	0.00	-	307.00	-	-	-	0.00	0.00	0.00	-	84.50	-	7	0.00	0.00	0.00	-	152.00	-	-	-	5,500		
5,550	0.00	0.00	0.00	-	249.00	-	193	0.00	0.00	0.00	-	278.00	-	-	-	0.00	0.00	0.00	-	102.00	-	8	0.00	0.00	0.00	-	173.00	-	-	-	5,550		
5,600	0.00	0.00	0.00	-	219.00	-	32	0.00	0.00	0.00	-	251.00	-	31	-	0.00	0.00	0.00	-	122.00	-	90	182.00	182.00	182.00	182.00	182.00	30	32	-	5,600		
5,650	0.00	0.00	0.00	-	191.00	-	60	239.00	239.00	239.00	239.00	239.00	30	-	134.00	0.00	134.00	137.00	137.00	137.00	31	119	203.00	203.00	203.00	203.00	203.00	30	30	-	5,650		
5,700	173.00	173.00	173.00	173.00	173.00	30	94	209.00	228.00	209.00	228.00	228.00	62	90	154.00	173.00	154.00	154.00	154.00	154.00	60	62	234.00	234.00	234.00	234.00	234.00	1	90	-	5,700		
5,750	0.00	0.00	0.00	-	143.00	-	100	183.00	183.00	183.00	183.00	183.00	30	-	176.00	0.00	176.00	176.00	176.00	176.00	30	120	0.00	0.00	0.00	-	276.00	-	60	-	5,750		
5,800	126.00	135.00	126.00	135.00	135.00	3	31	168.00	187.00	168.00	187.00	187.00	120	-	0.00	135.00	0.00	-	226.00	-	93	290.00	290.00	290.00	290.00	290.00	30	60	-	5,800			
5,850	120.00	123.00	120.00	123.00	123.00	3	30	157.00	157.00	157.00	157.00	157.00	30	-	0.00	123.00	0.00	-	257.00	-	91	0.00	0.00	0.00	-	338.00	-	-	-	5,850			
5,900	0.00	0.00	0.00	-	87.50	-	10	0.00	0.00	0.00	-	127.00	-	-	0.00	0.00	0.00	-	291.00	-	30	0.00	0.00	0.00	-	371.00	-	-	-	5,900			
5,950	0.00	0.00	0.00	-	73.50	-	15	0.00	0.00	0.00	-	112.00	-	-	0.00	0.00	0.00	-	327.00	-	30	0.00	0.00	0.00	-	406.00	-	-	-	5,950			

FTSE/Athex Large Cap

(Trade Unit: 1 Index Point x 2€ - Exercise Style: European, Cash Settlement)

Call Options															Put Options																		
Exercise Price	June 2026							July 2026							Other Months		June 2026					July 2026					Other Months		Exercise Price				
	Open price	Price max	Price min	Last price	Closing price	Volume	Open Interest	Open price	Price max	Price min	Last price	Closing price	Volume	Open Interest	Volume	Open Interest	Open price	Price max	Price min	Last price	Closing price	Volume	Open Interest	Open price	Price max	Price min	Last price	Closing price		Volume	Open Interest	Volume	Open Interest
6,000	0.00	0.00	0.00	-	61.00	-	10	0.00	0.00	0.00	-	98.50	-	-			0.00	0.00	0.00	-	364.00	-	-	0.00	0.00	0.00	-	442.00	-	-			6,000
6,050	0.00	0.00	0.00	-	50.50	-	10	0.00	0.00	0.00	-	86.00	-	-			0.00	0.00	0.00	-	403.00	-	-	0.00	0.00	0.00	-	479.00	-	-			6,050
6,100	0.00	0.00	0.00	-	41.50	-	-	0.00	0.00	0.00	-	75.00	-	-			0.00	0.00	0.00	-	444.00	-	-	0.00	0.00	0.00	-	518.00	-	-			6,100
6,150	0.00	0.00	0.00	-	33.75	-	-	0.00	0.00	0.00	-	65.00	-	-			0.00	0.00	0.00	-	486.00	-	-	0.00	0.00	0.00	-	558.00	-	-			6,150
6,200	0.00	0.00	0.00	-	27.25	-	-	0.00	0.00	0.00	-	56.50	-	-			0.00	0.00	0.00	-	530.00	-	-	0.00	0.00	0.00	-	599.00	-	-			6,200
6,250	0.00	0.00	0.00	-	22.00	-	-	0.00	0.00	0.00	-	48.75	-	-			0.00	0.00	0.00	-	575.00	-	-	0.00	0.00	0.00	-	641.00	-	-			6,250
6,300	0.00	0.00	0.00	-	17.50	-	-	0.00	0.00	0.00	-	41.75	-	-			0.00	0.00	0.00	-	620.00	-	-	0.00	0.00	0.00	-	684.00	-	-			6,300
6,350	0.00	0.00	0.00	-	13.75	-	-	0.00	0.00	0.00	-	35.75	-	-			0.00	0.00	0.00	-	666.00	-	-	0.00	0.00	0.00	-	728.00	-	-			6,350
6,400	0.00	0.00	0.00	-	10.75	-	-	0.00	0.00	0.00	-	30.75	-	-			0.00	0.00	0.00	-	713.00	-	-	0.00	0.00	0.00	-	773.00	-	-			6,400
6,450	0.00	0.00	0.00	-	8.50	-	-	-	-	-	-	-	-	-			0.00	0.00	0.00	-	761.00	-	-	-	-	-	-	-	-	-			6,450
6,500	0.00	0.00	0.00	-	6.60	-	-	-	-	-	-	-	-	-			0.00	0.00	0.00	-	809.00	-	-	-	-	-	-	-	-	-			6,500
6,550	0.00	0.00	0.00	-	5.10	-	-	-	-	-	-	-	-	-			0.00	0.00	0.00	-	857.00	-	-	-	-	-	-	-	-	-			6,550
6,600	0.00	0.00	0.00	-	3.90	-	-	-	-	-	-	-	-	-			0.00	0.00	0.00	-	906.00	-	-	-	-	-	-	-	-	-			6,600
6,650	0.00	0.00	0.00	-	2.90	-	-	-	-	-	-	-	-	-			0.00	0.00	0.00	-	955.00	-	-	-	-	-	-	-	-	-			6,650
Totals:						36	615					272	121	0	0						121	665					91	272	0	0			
Number of Trades:						7						11	0								5					4			0				

Allwyn AG (CR)

(Contract Size: 100 Securities, Exercise Style: American, Physical Delivery)

Call Options														Put Options																		
June 2026							July 2026							Other Months		June 2026							July 2026							Other Months		Exercise Price
Open price	Price max	Price min	Last price	Closing price	Volume	Open Interest	Open price	Price max	Price min	Last price	Closing price	Volume	Open Interest	Volume	Open Interest	Open price	Price max	Price min	Last price	Closing price	Volume	Open Interest	Open price	Price max	Price min	Last price	Closing price	Volume	Open Interest	Volume	Open Interest	
8.500	0.000	0.000	0.000	3.69	-	-	0.000	0.000	0.000	0.000	3.71	-	-			0.000	0.000	0.000	0.001	-	-	0.000	0.000	0.000	0.000	0.002	-	-			0.085	
8.750	0.000	0.000	0.000	3.44	-	-	0.000	0.000	0.000	0.000	3.46	-	-			0.000	0.000	0.000	0.001	-	-	0.000	0.000	0.000	0.000	0.004	-	-			0.088	
9.000	0.000	0.000	0.000	3.19	-	-	0.000	0.000	0.000	0.000	3.22	-	-			0.000	0.000	0.000	0.001	-	-	0.000	0.000	0.000	0.000	0.008	-	-			0.090	
9.250	0.000	0.000	0.000	2.95	-	-	0.000	0.000	0.000	0.000	2.97	-	-			0.000	0.000	0.000	0.001	-	-	0.000	0.000	0.000	0.000	0.014	-	-			0.093	
9.500	0.000	0.000	0.000	2.70	-	-	0.000	0.000	0.000	0.000	2.73	-	-			0.000	0.000	0.000	0.002	-	-	0.000	0.000	0.000	0.000	0.023	-	-			0.095	
9.750	0.000	0.000	0.000	2.45	-	-	0.000	0.000	0.000	0.000	2.50	-	-			0.000	0.000	0.000	0.005	-	-	0.000	0.000	0.000	0.000	0.038	-	-			0.098	
10.000	0.000	0.000	0.000	2.21	-	-	0.000	0.000	0.000	0.000	2.27	-	-			0.000	0.000	0.000	0.011	-	-	0.000	0.000	0.000	0.000	0.056	-	-			0.100	
10.500	0.000	0.000	0.000	1.73	-	-	0.000	0.000	0.000	0.000	1.83	-	-			0.000	0.000	0.000	0.035	-	-	0.000	0.000	0.000	0.000	0.120	-	-			0.105	
11.000	0.000	0.000	0.000	1.29	-	-	0.000	0.000	0.000	0.000	1.44	-	-			0.000	0.000	0.000	0.097	-	-	0.000	0.000	0.000	0.000	0.224	-	-			0.110	
11.500	0.000	0.000	0.000	0.907	-	-	0.000	0.000	0.000	0.000	1.09	-	-			0.000	0.000	0.000	0.209	-	35	0.000	0.000	0.000	0.000	0.378	-	-			0.115	
12.000	0.000	0.000	0.000	0.600	-	-	0.000	0.000	0.000	0.000	0.804	-	10			0.000	0.000	0.000	0.401	-	-	0.000	0.000	0.000	0.000	0.588	-	-			0.120	
12.500	0.000	0.000	0.000	0.365	-	-	0.000	0.000	0.000	0.000	0.573	-	-			0.000	0.000	0.000	0.667	-	-	0.000	0.000	0.000	0.000	0.857	-	-			0.125	
13.000	0.000	0.000	0.000	0.209	-	-	0.000	0.000	0.000	0.000	0.395	-	-			0.000	0.000	0.000	1.01	-	-	0.000	0.000	0.000	0.000	1.18	-	-			0.130	
13.500	0.000	0.000	0.000	0.111	-	-	0.000	0.000	0.000	0.000	0.264	-	-			0.000	0.000	0.000	1.41	-	-	0.000	0.000	0.000	0.000	1.55	-	-			0.135	
14.000	0.000	0.000	0.000	0.054	-	-	0.000	0.000	0.000	0.000	0.171	-	-			0.000	0.000	0.000	1.86	-	-	0.000	0.000	0.000	0.000	1.96	-	-			0.140	
14.500	0.000	0.000	0.000	0.024	-	-	0.000	0.000	0.000	0.000	0.107	-	-			0.000	0.000	0.000	2.33	-	-	0.000	0.000	0.000	0.000	2.40	-	-			0.145	
15.000	0.000	0.000	0.000	0.010	-	-	0.000	0.000	0.000	0.000	0.064	-	-			0.000	0.000	0.000	2.82	-	-	0.000	0.000	0.000	0.000	2.86	-	-			0.150	
15.500	0.000	0.000	0.000	0.004	-	-	0.000	0.000	0.000	0.000	0.037	-	-			0.000	0.000	0.000	3.32	-	-	0.000	0.000	0.000	0.000	3.33	-	-			0.155	
16.000	0.000	0.000	0.000	0.002	-	-	0.000	0.000	0.000	0.000	0.022	-	-			0.000	0.000	0.000	3.82	-	-	0.000	0.000	0.000	0.000	3.82	-	-			0.160	
16.500	0.000	0.000	0.000	0.001	-	-	0.000	0.000	0.000	0.000	0.013	-	-			0.000	0.000	0.000	4.32	-	-	0.000	0.000	0.000	0.000	4.32	-	-			0.165	
17.000	0.000	0.000	0.000	0.001	-	-	0.000	0.000	0.000	0.000	0.007	-	-			0.000	0.000	0.000	4.82	-	-	0.000	0.000	0.000	0.000	4.82	-	-			0.170	
17.500	0.000	0.000	0.000	0.003	-	-	0.000	0.000	0.000	0.000	0.003	-	-			0.000	0.000	0.000	5.32	-	-	0.000	0.000	0.000	0.000	5.32	-	-			0.175	
18.000	0.000	0.000	0.000	0.001	-	-	0.000	0.000	0.000	0.000	0.002	-	-			0.000	0.000	0.000	5.82	-	-	0.000	0.000	0.000	0.000	5.82	-	-			0.180	
18.500	0.000	0.000	0.000	0.001	-	-	0.000	0.000	0.000	0.000	0.001	-	-			0.000	0.000	0.000	6.32	-	-	0.000	0.000	0.000	0.000	6.32	-	-			0.185	
19.000	0.000	0.000	0.000	0.001	-	-	0.000	0.000	0.000	0.000	0.001	-	-			0.000	0.000	0.000	6.82	-	50	0.000	0.000	0.000	0.000	6.82	-	-			0.190	
19.500	0.000	0.000	0.000	0.001	-	-						-	-			0.000	0.000	0.000	7.32	-	50						-	-			0.195	
20.000	0.000	0.000	0.000	0.001	-	-						-	-			0.000	0.000	0.000	7.82	-	-						-	-			0.200	
21.000	0.000	0.000	0.000	0.001	-	-						-	-			0.000	0.000	0.000	8.82	-	-						-	-			0.210	
22.000	0.000	0.000	0.000	0.001	-	-						-	-			0.000	0.000	0.000	9.82	-	-						-	-			0.220	
23.000	0.000	0.000	0.000	0.001	-	-						-	-			0.000	0.000	0.000	10.82	-	-						-	-			0.230	
24.000	0.000	0.000	0.000	0.001	-	-						-	-			0.000	0.000	0.000	11.82	-	-						-	-			0.240	
25.000	0.000	0.000	0.000	0.002	-	-						-	-			0.000	0.000	0.000	12.82	-	-						-	-			0.250	
26.000	0.000	0.000	0.000	0.001	-	-						-	-			0.000	0.000	0.000	13.82	-	-						-	-			0.260	
27.000	0.000	0.000	0.000	0.001	-	-						-	-			0.000	0.000	0.000	14.82	-	-						-	-			0.270	
28.000	0.000	0.000	0.000	0.001	-	-						-	-			0.000	0.000	0.000	15.82	-	-						-	-			0.280	
29.000	0.000	0.000	0.000	0.001	-	-						-	-			0.000	0.000	0.000	16.82	-	-						-	-			0.290	

Allwyn AG (CR)

(Contract Size: 100 Securities, Exercise Style: American, Physical Delivery)

Exercise Price	Call Options														Put Options										Exercise Price								
	June 2026						July 2026						Other Months		June 2026					July 2026						Other Months							
	Open price	Price max	Price min	Last price	Closing price	Volume	Open Interest	Open price	Price max	Price min	Last price	Closing price	Volume	Open Interest	Volume	Open Interest	Open price	Price max	Price min	Last price	Closing price	Volume	Open Interest	Open price		Price max	Price min	Last price	Closing price	Volume	Open Interest	Volume	Open Interest
30.000	0.000	0.000	0.000		0.001	-	-						-	-			0.000	0.000	0.000		17.82	-	-						-	-			0.300
Totals:						0	0					0	10	0	0						0	135					0	0	0	0			
Number of Trades:						0						0		0							0.00					0		0					

ALPHA BANK (CR)

(Contract Size: 100 Securities, Exercise Style: American, Physical Delivery)

Call Options																Put Options																
Exercise Price	June 2026						July 2026						Other Months		June 2026						July 2026						Other Months		Exercise Price			
	Open price	Price max	Price min	Last price	Closing price	Volume	Open Interest	Open price	Price max	Price min	Last price	Closing price	Volume	Open Interest	Volume	Open Interest	Open price	Price max	Price min	Last price	Closing price	Volume	Open Interest	Open price	Price max	Price min	Last price	Closing price		Volume	Open Interest	Volume
2.000	0.000	0.000	0.000		1.53	-	-									0.000	0.000	0.000		0.001	-	-										0.020
2.100	0.000	0.000	0.000		1.43	-	-									0.000	0.000	0.000		0.001	-	-										0.021
2.200	0.000	0.000	0.000		1.33	-	-									0.000	0.000	0.000		0.001	-	-										0.022
2.300	0.000	0.000	0.000		1.23	-	-									0.000	0.000	0.000		0.001	-	-										0.023
2.400	0.000	0.000	0.000		1.13	-	-	0.000	0.000	0.000		1.14	-	-		0.000	0.000	0.000		0.001	-	-	0.000	0.000	0.000		0.005	-	-		0.024	
2.500	0.000	0.000	0.000		1.04	-	-	0.000	0.000	0.000		1.05	-	-		0.000	0.000	0.000		0.001	-	-	0.000	0.000	0.000		0.008	-	-		0.025	
2.600	0.000	0.000	0.000		0.937	-	-	0.000	0.000	0.000		0.952	-	-		0.000	0.000	0.000		0.003	-	-	0.000	0.000	0.000		0.014	-	-		0.026	
2.700	0.000	0.000	0.000		0.840	-	-	0.000	0.000	0.000		0.861	-	-		0.000	0.000	0.000		0.006	-	-	0.000	0.000	0.000		0.022	-	-		0.027	
2.800	0.000	0.000	0.000		0.745	-	-	0.000	0.000	0.000		0.773	-	-		0.000	0.000	0.000		0.011	-	-	0.000	0.000	0.000		0.034	-	-		0.028	
2.900	0.000	0.000	0.000		0.654	-	-	0.000	0.000	0.000		0.689	-	-		0.000	0.000	0.000		0.019	-	-	0.000	0.000	0.000		0.050	-	-		0.029	
3.000	0.000	0.000	0.000		0.566	-	-	0.000	0.000	0.000		0.608	-	-		0.000	0.000	0.000		0.031	-	-	0.000	0.000	0.000		0.069	-	-		0.030	
3.100	0.000	0.000	0.000		0.483	-	-	0.000	0.000	0.000		0.535	-	-		0.000	0.000	0.000		0.048	-	-	0.000	0.000	0.000		0.095	-	-		0.031	
3.200	0.000	0.000	0.000		0.408	-	-	0.000	0.000	0.000		0.466	-	-		0.000	0.000	0.000		0.073	-	-	0.000	0.000	0.000		0.126	-	-		0.032	
3.300	0.000	0.000	0.000		0.339	-	-	0.000	0.000	0.000		0.402	-	-		0.000	0.000	0.000		0.104	-	-	0.000	0.000	0.000		0.162	-	-		0.033	
3.400	0.000	0.000	0.000		0.276	-	-	0.000	0.000	0.000		0.346	-	-		0.000	0.000	0.000		0.141	-	-	0.000	0.000	0.000		0.206	-	-		0.034	
3.500	0.000	0.000	0.000		0.223	-	-	0.000	0.000	0.000		0.294	-	-		0.000	0.000	0.000		0.188	-	-	0.000	0.000	0.000		0.253	-	-		0.035	
3.600	0.000	0.000	0.000		0.178	-	-	0.000	0.000	0.000		0.249	-	-		0.000	0.000	0.000		0.243	-	-	0.000	0.000	0.000		0.309	-	-		0.036	
3.700	0.000	0.000	0.000		0.139	-	-	0.000	0.000	0.000		0.208	-	-		0.000	0.000	0.000		0.303	-	-	0.000	0.000	0.000		0.368	-	-		0.037	
3.800	0.000	0.000	0.000		0.107	-	-	0.000	0.000	0.000		0.174	-	-		0.000	0.000	0.000		0.372	-	-	0.000	0.000	0.000		0.434	-	-		0.038	
3.900	0.000	0.000	0.000		0.082	-	2,000	0.000	0.000	0.000		0.144	-	-		0.000	0.000	0.000		0.447	-	-	0.000	0.000	0.000		0.503	-	-		0.039	
4.000	0.000	0.000	0.000		0.060	-	10	0.000	0.000	0.000		0.119	-	-		0.000	0.000	0.000		0.525	-	-	0.000	0.000	0.000		0.578	-	-		0.040	
4.250	0.000	0.000	0.000		0.028	-	-	0.000	0.000	0.000		0.071	-	-		0.000	0.000	0.000		0.744	-	-	0.000	0.000	0.000		0.781	-	-		0.043	
4.400	0.000	0.000	0.000		0.017	-	-									0.000	0.000	0.000		0.883	-	-									0.044	
4.500	0.000	0.000	0.000		0.012	-	-	0.000	0.000	0.000		0.041	-	-		0.000	0.000	0.000		0.978	-	-	0.000	0.000	0.000		1.00	-	-		0.045	
4.750	0.000	0.000	0.000		0.005	-	-	0.000	0.000	0.000		0.023	-	-		0.000	0.000	0.000		1.22	-	-	0.000	0.000	0.000		1.23	-	-		0.048	
4.800	0.000	0.000	0.000		0.004	-	-									0.000	0.000	0.000		1.27	-	-									0.048	
5.000	0.000	0.000	0.000		0.002	-	-	0.000	0.000	0.000		0.012	-	-		0.000	0.000	0.000		1.47	-	-	0.000	0.000	0.000		1.48	-	-		0.050	
5.250	0.000	0.000	0.000		0.001	-	-	0.000	0.000	0.000		0.006	-	-		0.000	0.000	0.000		1.72	-	-	0.000	0.000	0.000		1.72	-	-		0.053	
5.500	0.000	0.000	0.000		0.001	-	-	0.000	0.000	0.000		0.003	-	-		0.000	0.000	0.000		1.97	-	-	0.000	0.000	0.000		1.97	-	-		0.055	
5.750	0.000	0.000	0.000		0.001	-	-	0.000	0.000	0.000		0.002	-	-		0.000	0.000	0.000		2.22	-	-	0.000	0.000	0.000		2.22	-	-		0.058	
6.000	0.000	0.000	0.000		0.001	-	-	0.000	0.000	0.000		0.001	-	-		0.000	0.000	0.000		2.47	-	-	0.000	0.000	0.000		2.47	-	-		0.060	
6.250	0.000	0.000	0.000		0.001	-	-	0.000	0.000	0.000		0.001	-	-		0.000	0.000	0.000		2.72	-	-	0.000	0.000	0.000		2.72	-	-		0.063	
6.500	0.000	0.000	0.000		0.001	-	-									0.000	0.000	0.000		2.97	-	-									0.065	
6.750	0.000	0.000	0.000		0.001	-	-									0.000	0.000	0.000		3.22	-	-									0.068	
7.000	0.000	0.000	0.000		0.001	-	-									0.000	0.000	0.000		3.47	-	-									0.070	

ALPHA BANK (CR)

(Contract Size: 100 Securities, Exercise Style: American, Physical Delivery)

	Call Options														Put Options																					
	June 2026							July 2026							Other Months		June 2026							July 2026							Other Months					
Exercise Price	Open price	Price max	Price min	Last price	Closing price	Volume	Open Interest	Open price	Price max	Price min	Last price	Closing price	Volume	Open Interest	Volume	Open Interest	Open price	Price max	Price min	Last price	Closing price	Volume	Open Interest	Open price	Price max	Price min	Last price	Closing price	Volume	Open Interest	Volume	Open Interest	Exercise Price			
Totals:						0	2,010							0	0	0	0							0	0							0	0	0	0	
Number of Trades:							0							0		0							0.00							0		0				

NATIONAL BANK (CR)

(Contract Size: 100 Securities, Exercise Style: American, Physical Delivery)

Call Options																	Put Options																	
June 2026							July 2026							Other Months		June 2026					July 2026					Other Months		Exercise Price						
Exercise Price	Open price	Price max	Price min	Last price	Closing price	Volume	Open Interest	Open price	Price max	Price min	Last price	Closing price	Volume	Open Interest	Volume	Open Interest	Open price	Price max	Price min	Last price	Closing price	Volume	Open Interest	Open price	Price max	Price min	Last price		Closing price	Volume	Open Interest	Volume	Open Interest	
8.250	0.000	0.000	0.000		5.78	-	-										0.000	0.000	0.000		0.001	-	-										0.083	
8.400	0.000	0.000	0.000		5.63	-	-										0.000	0.000	0.000		0.001	-	-										0.084	
8.500	0.000	0.000	0.000		5.53	-	-										0.000	0.000	0.000		0.001	-	-										0.085	
8.750	0.000	0.000	0.000		5.28	-	-										0.000	0.000	0.000		0.001	-	-										0.088	
8.800	0.000	0.000	0.000		5.23	-	-										0.000	0.000	0.000		0.001	-	-										0.088	
9.000	0.000	0.000	0.000		5.03	-	-										0.000	0.000	0.000		0.001	-	-										0.090	
9.200	0.000	0.000	0.000		4.84	-	-										0.000	0.000	0.000		0.001	-	-										0.092	
9.250	0.000	0.000	0.000		4.79	-	-	0.000	0.000	0.000		4.81	-	-			0.000	0.000	0.000		0.001	-	-	0.000	0.000	0.000		0.006	-	-			0.093	
9.500	0.000	0.000	0.000		4.54	-	-	0.000	0.000	0.000		4.56	-	-			0.000	0.000	0.000		0.001	-	-	0.000	0.000	0.000		0.011	-	-			0.095	
9.600	0.000	0.000	0.000		4.44	-	-										0.000	0.000	0.000		0.001	-	-										0.096	
9.750	0.000	0.000	0.000		4.29	-	-	0.000	0.000	0.000		4.32	-	-			0.000	0.000	0.000		0.001	-	-	0.000	0.000	0.000		0.015	-	-			0.098	
10.000	0.000	0.000	0.000		4.04	-	-	0.000	0.000	0.000		4.08	-	-			0.000	0.000	0.000		0.002	-	-	0.000	0.000	0.000		0.024	-	-			0.100	
10.500	0.000	0.000	0.000		3.54	-	-	0.000	0.000	0.000		3.60	-	-			0.000	0.000	0.000		0.007	-	-	0.000	0.000	0.000		0.048	-	-			0.105	
11.000	0.000	0.000	0.000		3.06	-	-	0.000	0.000	0.000		3.14	-	-			0.000	0.000	0.000		0.020	-	-	0.000	0.000	0.000		0.088	-	-			0.110	
11.500	0.000	0.000	0.000		2.58	-	-	0.000	0.000	0.000		2.71	-	-			0.000	0.000	0.000		0.046	-	-	0.000	0.000	0.000		0.150	-	-			0.115	
12.000	0.000	0.000	0.000		2.13	-	-	0.000	0.000	0.000		2.30	-	-			0.000	0.000	0.000		0.095	-	-	0.000	0.000	0.000		0.239	-	-			0.120	
12.500	0.000	0.000	0.000		1.72	-	-	0.000	0.000	0.000		1.93	-	-			0.000	0.000	0.000		0.177	-	133	0.000	0.000	0.000		0.368	-	-			0.125	
13.000	0.000	0.000	0.000		1.34	-	-	0.000	0.000	0.000		1.59	-	-			0.000	0.000	0.000		0.302	-	1	0.000	0.000	0.000		0.533	-	-			0.130	
13.500	0.000	0.000	0.000		1.02	-	-	0.000	0.000	0.000		1.29	-	-			0.000	0.000	0.000		0.479	-	136	0.000	0.000	0.000		0.734	-	-			0.135	
14.000	0.000	0.000	0.000		0.751	-	-	0.000	0.000	0.000		1.03	-	-			0.000	0.000	0.000		0.710	-	-	0.000	0.000	0.000		0.971	-	-			0.140	
14.500	0.000	0.000	0.000		0.538	-	-	0.000	0.000	0.000		0.823	-	-			0.000	0.000	0.000		0.997	-	10	0.000	0.000	0.000		1.26	-	-			0.145	
15.000	0.000	0.000	0.000		0.375	-	15	0.000	0.000	0.000		0.642	-	-			0.000	0.000	0.000		1.33	-	-	0.000	0.000	0.000		1.58	-	-			0.150	
15.500	0.000	0.000	0.000		0.254	-	-	0.000	0.000	0.000		0.487	-	-			0.000	0.000	0.000		1.71	-	-	0.000	0.000	0.000		1.93	-	-			0.155	
16.000	0.000	0.000	0.000		0.167	-	-	0.000	0.000	0.000		0.377	-	-			0.000	0.000	0.000		2.13	-	-	0.000	0.000	0.000		2.32	-	-			0.160	
16.500	0.000	0.000	0.000		0.106	-	-	0.000	0.000	0.000		0.280	-	-			0.000	0.000	0.000		2.57	-	-	0.000	0.000	0.000		2.72	-	-			0.165	
17.000	0.000	0.000	0.000		0.065	-	-	0.000	0.000	0.000		0.208	-	-			0.000	0.000	0.000		3.03	-	-	0.000	0.000	0.000		3.15	-	-			0.170	
17.500	0.000	0.000	0.000		0.038	-	-	0.000	0.000	0.000		0.154	-	-			0.000	0.000	0.000		3.50	-	-	0.000	0.000	0.000		3.60	-	-			0.175	
18.000	0.000	0.000	0.000		0.023	-	-	0.000	0.000	0.000		0.109	-	-			0.000	0.000	0.000		3.99	-	-	0.000	0.000	0.000		4.05	-	-			0.180	
18.500	0.000	0.000	0.000		0.013	-	-	0.000	0.000	0.000		0.081	-	-			0.000	0.000	0.000		4.48	-	-	0.000	0.000	0.000		4.53	-	-			0.185	
19.000	0.000	0.000	0.000		0.007	-	-	0.000	0.000	0.000		0.055	-	-			0.000	0.000	0.000		4.98	-	-	0.000	0.000	0.000		5.01	-	-			0.190	
19.500	0.000	0.000	0.000		0.004	-	-	0.000	0.000	0.000		0.041	-	-			0.000	0.000	0.000		5.48	-	-	0.000	0.000	0.000		5.49	-	-			0.195	
20.000	0.000	0.000	0.000		0.002	-	-	0.000	0.000	0.000		0.027	-	-			0.000	0.000	0.000		5.98	-	-	0.000	0.000	0.000		5.98	-	-			0.200	
21.000	0.000	0.000	0.000		0.001	-	-										0.000	0.000	0.000		6.98	-	-										0.210	
22.000	0.000	0.000	0.000		0.001	-	-										0.000	0.000	0.000		7.98	-	-										0.220	
Totals:						0	15							0	0	0							0	280							0	0	0	40
Number of Trades:						0								0	0	0							0.00							0			0	

OTE (CR)

(Contract Size: 100 Securities, Exercise Style: American, Physical Delivery)

Call Options																Put Options																	
June 2026								July 2026								Other Months		June 2026						July 2026					Other Months		Exercise Price		
Open price	Price max	Price min	Last price	Closing price	Volume	Open Interest	Open price	Price max	Price min	Last price	Closing price	Volume	Open Interest	Volume	Open Interest	Open price	Price max	Price min	Last price	Closing price	Volume	Open Interest	Open price	Price max	Price min	Last price	Closing price	Volume	Open Interest	Volume		Open Interest	
10.000	0.000	0.000	0.000	8.72	-	-										0.000	0.000	0.000	0.001	-	-											0.100	
10.500	0.000	0.000	0.000	8.22	-	-										0.000	0.000	0.000	0.001	-	-											0.105	
11.000	0.000	0.000	0.000	7.72	-	-										0.000	0.000	0.000	0.001	-	-											0.110	
11.500	0.000	0.000	0.000	7.22	-	-										0.000	0.000	0.000	0.001	-	-											0.115	
12.000	0.000	0.000	0.000	6.72	-	-										0.000	0.000	0.000	0.002	-	-											0.120	
12.500	0.000	0.000	0.000	6.22	-	-										0.000	0.000	0.000	0.001	-	-											0.125	
13.000	0.000	0.000	0.000	5.72	-	-	0.000	0.000	0.000		5.74	-	-			0.000	0.000	0.000	0.001	-	-	0.000	0.000	0.000	0.001	-	-					0.130	
13.500	0.000	0.000	0.000	5.22	-	-	0.000	0.000	0.000		5.24	-	-			0.000	0.000	0.000	0.001	-	-	0.000	0.000	0.000	0.001	-	-					0.135	
14.000	0.000	0.000	0.000	4.72	-	-	0.000	0.000	0.000		4.75	-	-			0.000	0.000	0.000	0.001	-	-	0.000	0.000	0.000	0.004	-	-					0.140	
14.500	0.000	0.000	0.000	4.22	-	-	0.000	0.000	0.000		4.26	-	-			0.000	0.000	0.000	0.001	-	-	0.000	0.000	0.000	0.009	-	-					0.145	
15.000	0.000	0.000	0.000	3.72	-	-	0.000	0.000	0.000		3.77	-	-			0.000	0.000	0.000	0.001	-	-	0.000	0.000	0.000	0.021	-	-					0.150	
15.500	0.000	0.000	0.000	3.23	-	-	0.000	0.000	0.000		3.29	-	-			0.000	0.000	0.000	0.003	-	-	0.000	0.000	0.000	0.044	-	-					0.155	
16.000	0.000	0.000	0.000	2.74	-	-	0.000	0.000	0.000		2.83	-	-			0.000	0.000	0.000	0.009	-	-	0.000	0.000	0.000	0.083	-	-					0.160	
16.500	0.000	0.000	0.000	2.25	-	-	0.000	0.000	0.000		2.40	-	-			0.000	0.000	0.000	0.028	-	-	0.000	0.000	0.000	0.144	-	-					0.165	
17.000	0.000	0.000	0.000	1.80	-	-	0.000	0.000	0.000		1.99	-	-			0.000	0.000	0.000	0.068	-	45	0.000	0.000	0.000	0.235	-	-					0.170	
17.500	0.000	0.000	0.000	1.37	-	-	0.000	0.000	0.000		1.61	-	-			0.000	0.000	0.000	0.142	-	77	0.000	0.000	0.000	0.360	-	-					0.175	
18.000	0.000	0.000	0.000	1.00	-	-	0.000	0.000	0.000		1.29	-	-			0.000	0.000	0.000	0.272	-	91	0.000	0.000	0.000	0.534	-	-					0.180	
18.500	0.000	0.000	0.000	0.694	-	-	0.000	0.000	0.000		1.01	-	-			0.000	0.000	0.000	0.466	-	-	0.000	0.000	0.000	0.753	-	-					0.185	
19.000	0.000	0.000	0.000	0.454	-	30	0.000	0.000	0.000		0.771	-	-			0.000	0.000	0.000	0.726	-	-	0.000	0.000	0.000	1.02	-	-					0.190	
19.500	0.000	0.000	0.000	0.277	-	45	0.000	0.000	0.000		0.574	-	-			0.000	0.000	0.000	1.05	-	-	0.000	0.000	0.000	1.32	-	-					0.195	
20.000	0.000	0.000	0.000	0.160	-	-	0.000	0.000	0.000		0.413	-	-			0.000	0.000	0.000	1.44	-	-	0.000	0.000	0.000	1.66	-	-					0.200	
21.000	0.000	0.000	0.000	0.045	-	-	0.000	0.000	0.000		0.210	-	-			0.000	0.000	0.000	2.33	-	-	0.000	0.000	0.000	2.46	-	-					0.210	
22.000	0.000	0.000	0.000	0.010	-	-	0.000	0.000	0.000		0.094	-	-			0.000	0.000	0.000	3.30	-	-	0.000	0.000	0.000	3.35	-	-					0.220	
23.000	0.000	0.000	0.000	0.002	-	-	0.000	0.000	0.000		0.040	-	-			0.000	0.000	0.000	4.30	-	-	0.000	0.000	0.000	4.31	-	-					0.230	
24.000	0.000	0.000	0.000	0.001	-	-	0.000	0.000	0.000		0.016	-	-			0.000	0.000	0.000	5.30	-	-	0.000	0.000	0.000	5.30	-	-					0.240	
25.000	0.000	0.000	0.000	0.001	-	-	0.000	0.000	0.000		0.006	-	-			0.000	0.000	0.000	6.30	-	-	0.000	0.000	0.000	6.30	-	-					0.250	
26.000	0.000	0.000	0.000	0.001	-	-	0.000	0.000	0.000		0.002	-	-			0.000	0.000	0.000	7.30	-	-	0.000	0.000	0.000	7.30	-	-					0.260	
27.000	0.000	0.000	0.000	0.001	-	-	0.000	0.000	0.000		0.001	-	-			0.000	0.000	0.000	8.30	-	-	0.000	0.000	0.000	8.30	-	-					0.270	
28.000	0.000	0.000	0.000	0.001	-	-	0.000	0.000	0.000		0.001	-	-			0.000	0.000	0.000	9.30	-	-	0.000	0.000	0.000	9.30	-	-					0.280	
Totals:					0	75					0	0	0	0					0	213						0	0	0	0				
Number of Trades:					0						0		0							0.00						0				0			

PIRAEUS BANK (CR)

(Contract Size: 100 Securities, Exercise Style: American, Physical Delivery)

Call Options																Put Options																	
Exercise Price	June 2026						July 2026						Other Months		June 2026						July 2026						Other Months		Exercise Price				
	Open price	Price max	Price min	Last price	Closing price	Volume	Open Interest	Open price	Price max	Price min	Last price	Closing price	Volume	Open Interest	Volume	Open Interest	Open price	Price max	Price min	Last price	Closing price	Volume	Open Interest	Open price	Price max	Price min	Last price	Closing price		Volume	Open Interest	Volume	Open Interest
4.250	0.000	0.000	0.000		4.25	-	-						-	-			0.000	0.000	0.000		0.001	-	-						-	-			0.043
4.500	0.000	0.000	0.000		4.00	-	-						-	-			0.000	0.000	0.000		0.001	-	-						-	-			0.045
4.750	0.000	0.000	0.000		3.75	-	-						-	-			0.000	0.000	0.000		0.001	-	-						-	-			0.048
5.000	0.000	0.000	0.000		3.50	-	-						-	-			0.000	0.000	0.000		0.001	-	-						-	-			0.050
5.250	0.000	0.000	0.000		3.25	-	-						-	-			0.000	0.000	0.000		0.001	-	-						-	-			0.053
5.500	0.000	0.000	0.000		3.00	-	-	0.000	0.000	0.000		3.01	-	-			0.000	0.000	0.000		0.001	-	-	0.000	0.000	0.000		0.004	-	-			0.055
5.750	0.000	0.000	0.000		2.75	-	-	0.000	0.000	0.000		2.77	-	-			0.000	0.000	0.000		0.001	-	-	0.000	0.000	0.000		0.008	-	-			0.058
6.000	0.000	0.000	0.000		2.50	-	-	0.000	0.000	0.000		2.52	-	-			0.000	0.000	0.000		0.003	-	-	0.000	0.000	0.000		0.015	-	-			0.060
6.250	0.000	0.000	0.000		2.26	-	-	0.000	0.000	0.000		2.29	-	-			0.000	0.000	0.000		0.007	-	-	0.000	0.000	0.000		0.027	-	-			0.063
6.500	0.000	0.000	0.000		2.01	-	-	0.000	0.000	0.000		2.05	-	-			0.000	0.000	0.000		0.014	-	-	0.000	0.000	0.000		0.044	-	-			0.065
6.750	0.000	0.000	0.000		1.78	-	-	0.000	0.000	0.000		1.83	-	-			0.000	0.000	0.000		0.027	-	-	0.000	0.000	0.000		0.072	-	-			0.068
7.000	0.000	0.000	0.000		1.55	-	-	0.000	0.000	0.000		1.62	-	-			0.000	0.000	0.000		0.049	-	-	0.000	0.000	0.000		0.109	-	-			0.070
7.250	0.000	0.000	0.000		1.33	-	-	0.000	0.000	0.000		1.42	-	-			0.000	0.000	0.000		0.080	-	-	0.000	0.000	0.000		0.154	-	-			0.073
7.500	0.000	0.000	0.000		1.13	-	-	0.000	0.000	0.000		1.23	-	-			0.000	0.000	0.000		0.125	-	-	0.000	0.000	0.000		0.220	-	-			0.075
7.750	0.000	0.000	0.000		0.942	-	-	0.000	0.000	0.000		1.06	-	-			0.000	0.000	0.000		0.190	-	-	0.000	0.000	0.000		0.297	-	-			0.078
8.000	0.000	0.000	0.000		0.775	-	-	0.000	0.000	0.000		0.903	-	-			0.000	0.000	0.000		0.273	-	-	0.000	0.000	0.000		0.388	-	-			0.080
8.250	0.000	0.000	0.000		0.627	-	-	0.000	0.000	0.000		0.766	-	-			0.000	0.000	0.000		0.374	-	-	0.000	0.000	0.000		0.501	-	-			0.083
8.500	0.000	0.000	0.000		0.495	-	-	0.000	0.000	0.000		0.636	-	-			0.000	0.000	0.000		0.493	-	-	0.000	0.000	0.000		0.621	-	-			0.085
8.750	0.000	0.000	0.000		0.391	-	10	0.000	0.000	0.000		0.533	-	-			0.000	0.000	0.000		0.638	-	-	0.000	0.000	0.000		0.767	-	-			0.088
9.000	0.000	0.000	0.000		0.302	-	900	0.000	0.000	0.000		0.435	-	-			0.000	0.000	0.000		0.799	-	-	0.000	0.000	0.000		0.920	-	-			0.090
9.250	0.000	0.000	0.000		0.226	-	-	0.000	0.000	0.000		0.358	-	-			0.000	0.000	0.000		0.974	-	-	0.000	0.000	0.000		1.09	-	-			0.093
9.500	0.000	0.000	0.000		0.171	-	-	0.000	0.000	0.000		0.287	-	-			0.000	0.000	0.000		1.17	-	-	0.000	0.000	0.000		1.27	-	-			0.095
9.750	0.000	0.000	0.000		0.126	-	-	0.000	0.000	0.000		0.233	-	-			0.000	0.000	0.000		1.37	-	-	0.000	0.000	0.000		1.47	-	-			0.098
10.000	0.000	0.000	0.000		0.090	-	-	0.000	0.000	0.000		0.183	-	-			0.000	0.000	0.000		1.59	-	-	0.000	0.000	0.000		1.67	-	-			0.100
10.500	0.000	0.000	0.000		0.045	-	-	0.000	0.000	0.000		0.113	-	-			0.000	0.000	0.000		2.04	-	-	0.000	0.000	0.000		2.10	-	-			0.105
11.000	0.000	0.000	0.000		0.022	-	-	0.000	0.000	0.000		0.069	-	-			0.000	0.000	0.000		2.52	-	-	0.000	0.000	0.000		2.56	-	-			0.110
11.500	0.000	0.000	0.000		0.010	-	-	0.000	0.000	0.000		0.041	-	-			0.000	0.000	0.000		3.01	-	-	0.000	0.000	0.000		3.03	-	-			0.115
12.000	0.000	0.000	0.000		0.004	-	-	0.000	0.000	0.000		0.024	-	-			0.000	0.000	0.000		3.51	-	-	0.000	0.000	0.000		3.52	-	-			0.120
12.500	0.000	0.000	0.000		0.002	-	-	0.000	0.000	0.000		0.014	-	-			0.000	0.000	0.000		4.01	-	-	0.000	0.000	0.000		4.01	-	-			0.125
13.000	0.000	0.000	0.000		0.001	-	-						-	-			0.000	0.000	0.000		4.51	-	-					-	-			0.130	
Totals:						0	910						0	0	0	0						0	0					0	30	0	0		
Number of Trades:						0							0		0							0.00						0		0			

PPC (CR)

(Contract Size: 100 Securities, Exercise Style: American, Physical Delivery)

Call Options														Put Options																			
June 2026							July 2026							Other Months		June 2026							July 2026							Other Months		Exerise Price	
Exerise Price	Open price	Price max	Price min	Last price	Closing price	Volume	Open Interest	Open price	Price max	Price min	Last price	Closing price	Volume	Open Interest	Volume	Open Interest	Open price	Price max	Price min	Last price	Closing price	Volume	Open Interest	Open price	Price max	Price min	Last price	Closing price	Volume	Open Interest	Volume		Open Interest
9.200	0.000	0.000	0.000		12.17	-	-										0.000	0.000	0.000		0.001	-	-										0.092
9.500	0.000	0.000	0.000		11.88	-	-										0.000	0.000	0.000		0.001	-	-										0.095
9.600	0.000	0.000	0.000		11.78	-	-										0.000	0.000	0.000		0.001	-	-										0.096
9.750	0.000	0.000	0.000		11.63	-	-										0.000	0.000	0.000		0.001	-	-										0.098
10.000	0.000	0.000	0.000		11.38	-	-										0.000	0.000	0.000		0.001	-	-										0.100
10.500	0.000	0.000	0.000		10.88	-	-										0.000	0.000	0.000		0.001	-	-										0.105
11.000	0.000	0.000	0.000		10.38	-	-										0.000	0.000	0.000		0.001	-	-										0.110
11.500	0.000	0.000	0.000		9.88	-	-										0.000	0.000	0.000		0.001	-	-										0.115
12.000	0.000	0.000	0.000		9.38	-	-										0.000	0.000	0.000		0.001	-	-										0.120
12.500	0.000	0.000	0.000		8.88	-	-										0.000	0.000	0.000		0.001	-	-										0.125
13.000	0.000	0.000	0.000		8.38	-	-	0.000	0.000	0.000		8.40	-	-			0.000	0.000	0.000		0.001	-	-	0.000	0.000	0.000		0.001	-	-			0.130
13.500	0.000	0.000	0.000		7.88	-	-	0.000	0.000	0.000		7.90	-	-			0.000	0.000	0.000		0.001	-	-	0.000	0.000	0.000		0.001	-	-			0.135
14.000	0.000	0.000	0.000		7.38	-	-	0.000	0.000	0.000		7.40	-	-			0.000	0.000	0.000		0.001	-	-	0.000	0.000	0.000		0.001	-	-			0.140
14.500	0.000	0.000	0.000		6.88	-	-	0.000	0.000	0.000		6.91	-	-			0.000	0.000	0.000		0.001	-	-	0.000	0.000	0.000		0.002	-	-			0.145
15.000	0.000	0.000	0.000		6.38	-	-	0.000	0.000	0.000		6.41	-	-			0.000	0.000	0.000		0.001	-	-	0.000	0.000	0.000		0.006	-	-			0.150
15.500	0.000	0.000	0.000		5.88	-	-	0.000	0.000	0.000		5.91	-	-			0.000	0.000	0.000		0.001	-	-	0.000	0.000	0.000		0.001	-	-			0.155
16.000	0.000	0.000	0.000		5.39	-	-	0.000	0.000	0.000		5.41	-	-			0.000	0.000	0.000		0.002	-	-	0.000	0.000	0.000		0.002	-	-			0.160
16.500	0.000	0.000	0.000		4.89	-	-	0.000	0.000	0.000		4.92	-	-			0.000	0.000	0.000		0.008	-	-	0.000	0.000	0.000		0.004	-	-			0.165
17.000	0.000	0.000	0.000		4.39	-	-	0.000	0.000	0.000		4.42	-	-			0.000	0.000	0.000		0.020	-	-	0.000	0.000	0.000		0.010	-	-			0.170
17.500	0.000	0.000	0.000		3.89	-	-	0.000	0.000	0.000		3.94	-	-			0.000	0.000	0.000		0.002	-	-	0.000	0.000	0.000		0.022	-	-			0.175
18.000	0.000	0.000	0.000		3.39	-	-	0.000	0.000	0.000		3.46	-	-			0.000	0.000	0.000		0.006	-	3	0.000	0.000	0.000		0.044	-	-			0.180
18.500	0.000	0.000	0.000		2.91	-	60	0.000	0.000	0.000		3.00	-	-			0.000	0.000	0.000		0.016	-	3	0.000	0.000	0.000		0.080	-	-			0.185
19.000	0.000	0.000	0.000		2.43	-	15	0.000	0.000	0.000		2.56	-	-			0.000	0.000	0.000		0.040	-	32	0.000	0.000	0.000		0.137	-	-			0.190
19.500	0.000	0.000	0.000		1.98	-	-	0.000	0.000	0.000		2.14	-	-			0.192	0.192	0.192	0.192	0.192	15	35	0.000	0.000	0.000		0.220	-	-			0.195
20.000	0.000	0.000	0.000		1.55	-	55	0.000	0.000	0.000		1.76	-	-			0.282	0.315	0.282	0.296	0.296	75	62	0.661	0.661	0.661	0.661	0.661	1	60			0.200
21.000	0.600	0.600	0.600	0.600	0.600	5	112	0.000	0.000	0.000		1.13	-	15			0.723	0.723	0.705	0.705	0.705	30	60	0.000	0.000	0.000		0.707	-	-			0.210
22.000	0.290	0.320	0.215	0.215	0.215	180	75	0.457	0.457	0.457	0.457	0.457	15	15			0.000	0.000	0.000		1.01	-	15	0.000	0.000	0.000		1.23	-	-			0.220
23.000	0.000	0.000	0.000		0.156	-	-	0.000	0.000	0.000		0.358	-	15			0.000	0.000	0.000		1.77	-	-	0.000	0.000	0.000		1.94	-	-			0.230
24.000	0.000	0.000	0.000		0.050	-	-	0.000	0.000	0.000		0.175	-	-			0.000	0.000	0.000		2.67	-	-	0.000	0.000	0.000		2.76	-	-			0.240
25.000	0.000	0.000	0.000		0.013	-	-	0.000	0.000	0.000		0.080	-	-			0.000	0.000	0.000		3.64	-	-	0.000	0.000	0.000		3.68	-	-			0.250
26.000	0.000	0.000	0.000		0.003	-	-	0.000	0.000	0.000		0.034	-	-			0.000	0.000	0.000		4.64	-	-	0.000	0.000	0.000		4.64	-	-			0.260
27.000	0.000	0.000	0.000		0.001	-	-	0.000	0.000	0.000		0.013	-	-			0.000	0.000	0.000		5.64	-	-	0.000	0.000	0.000		5.64	-	-			0.270
28.000	0.000	0.000	0.000		0.001	-	-	0.000	0.000	0.000		0.004	-	-			0.000	0.000	0.000		6.64	-	-	0.000	0.000	0.000		6.64	-	-			0.280
29.000	0.000	0.000	0.000		0.001	-	-	0.000	0.000	0.000		0.001	-	-			0.000	0.000	0.000		7.64	-	-	0.000	0.000	0.000		7.64	-	-			0.290
30.000	0.000	0.000	0.000		0.001	-	-	0.000	0.000	0.000		0.001	-	-			0.000	0.000	0.000		8.64	-	-	0.000	0.000	0.000		8.64	-	-			0.300
31.000	0.000	0.000	0.000		0.001	-	-	0.000	0.000	0.000		0.001	-	-			0.000	0.000	0.000		9.64	-	-	0.000	0.000	0.000		9.64	-	-			0.310

PPC (CR)

(Contract Size: 100 Securities, Exercise Style: American, Physical Delivery)

		Call Options														Put Options																		
		June 2026						July 2026						Other Months		June 2026						July 2026						Other Months						
Exercise Price	Open price	Price max	Price min	Last price	Closing price	Volume	Open Interest	Open price	Price max	Price min	Last price	Closing price	Volume	Open Interest	Volume	Open Interest	Open price	Price max	Price min	Last price	Closing price	Volume	Open Interest	Open price	Price max	Price min	Last price	Closing price	Volume	Open Interest	Volume	Open Interest	Exercise Price	
Totals:						185	317						15	45	0	0							185	210						1	135	0	0	
Number of Trades:							13						1		0								8.00							1		0		

Lending Products	Underlying Title	Multilateral Transactions[1]					Bilateral Transactions[2]		Stock Borrowing through OTC (volume)[3]
		Open Interest[5]	Volume(Offered)	Average Weighted	Transactions volume	Average Weighted	Transactions Volume	Average Weighted	Transactions Volume
ADMIEBOR	ADMIE (IPTO) HOLDING S.A. (CR)	5,200	---	---	163,615	5.01%	---	---	5,322,196
AEGNBOR	AEGEAN AIRLINES (CR)	---	---	---	---	---	---	---	1,173,386
AKTRBOR	AKTOR S.A. HOLDING CO. (CR)	---	---	---	---	---	---	---	820,770
ALWNBOR	Allwyn AG (CR)	---	---	---	---	---	---	---	14,071,221
ALPHABOR	ALPHA BANK (CR)	400	---	---	---	---	---	---	186,476,586
AETFBOR	ALPHA ETF FTSE Athex Large Cap	---	---	---	---	---	---	---	2,000
AEMBOR	ALTER EGO MEDIA (CR)	---	---	---	---	---	---	---	---
AIABOR	ATHENS INTL AIRPORT (CR)	2,400	---	---	600	3.70%	---	---	1,610,933
ACAGBOR	AUSTRIACARD (CB)	---	---	---	---	---	---	---	962
OTOELBOR	AUTOHELLAS SA (CR)	100	---	---	---	---	---	---	87,930
AVAXBOR	AVAX S.A. (CR)	4,000	---	---	---	---	---	---	248,412
BYLOTBOR	BALLY'S INTRALOT (CR)	---	---	---	---	---	---	---	37,398,472
BOCHGRBOR	BANK OF CYPRUS (CR)	---	---	---	---	---	---	---	974,589
EEEBOR	CC HBC AG (CR)	50	---	---	---	---	8,000	1.00%	119,889
CENERBOR	CENERGY HOLDINGS (CB)	15,152	---	---	---	---	---	---	1,602,170
CREDIABOR	CrediaBank (CR)	778	---	---	---	---	---	---	3,164,156
DIMANDBOR	DIMAND (CR)	---	---	---	---	---	---	---	7,342
ELLAKTORBOR	ELLAKTOR (CR)	34,821	---	---	40	3.70%	---	---	100,082
ELHABOR	ELVALHALCOR (CR)	---	---	---	---	---	---	---	874,816
EUROBBOR	EUROBANK (CR)	45,000	---	---	---	---	---	---	101,435,383
EXAEBOR	EURONEXT ATHENS (CR)	4,755	---	---	300	3.70%	---	---	343,370
EYDAPBOR	EYDAP S.A. (CR)	---	---	---	---	---	---	---	424,967
FOYRKBOR	FOURLIS (CR)	2,500	---	---	---	---	---	---	105,240
GEKTERNABOR	GEK TERNA (CR)	---	---	---	---	---	---	---	1,157,713
SARBOR	GR. SARANTIS S.A. (CR)	2,237	---	---	---	---	---	---	234,134
ELPEBOR	HELLENIQ ENERGY (CR)	---	---	---	---	---	---	---	690,068
INTEKBOR	IDEAL HOLDINGS (CR)	---	---	---	---	---	---	---	84,452
INTRKBOR	INTRACOM HOLDINGS (CR)	---	---	---	---	---	---	---	244,358
BELABOR	JUMBO SA (CR)	2,025	---	---	---	---	---	---	934,949
KRIBOR	KRI-KRI S.A. (CR)	2,999	---	---	---	---	---	---	50,466
LAMDABOR	LAMDA DEVELOPMENT SA (CR)	---	---	---	---	---	---	---	237,183

Stock Lending Notes

[1] - Multilateral contracts Lending or Borrowing as per Methods 8-1, 8-2 and 8-3-3 (According to ATHEX BoD Resolution No.17)

[2] - Bilateral Contracts Lending or Borrowing as per Methods 8-3-1 and 8-3-2 & Contracts as per Method 4 (According to ATHEX BoD Resolution No.20)

[3] - The information concerning OTC Stock Borrowing Transactions is based on the statements of the Dematerialised Securities System (DSS) operators involved and refers to volumes that have been registered up until the previous working day.

[4] - Average Price (Volume weighted)

[5] - The Data concerning Open Interest before the start of trading session

Lending Products	Underlying Title	Open Interest[5]	Multilateral Transactions[1]				Bilateral Transactions[2]		Stock Borrowing through OTC (volume)[3]
			Volume(Offered)	Average Weighted	Transactions volume	Average Weighted	Transactions Volume	Average Weighted	Transactions Volume
MTLNBOR	METLEN PLC (CR)	500	---	---	---	---	---	---	1,598,324
MIGBOR	MIG (CR)	1,291	---	---	---	---	---	---	39,913
MOHBOR	MOTOR OIL (CR)	500	---	---	---	---	1,000	1.00%	919,944
ETEBOR	NATIONAL BANK (CR)	---	---	---	---	---	---	---	22,378,713
NOVALBOR	NOVAL PROPERTY REIC (CR)	---	---	---	---	---	---	---	---
OPTIMABOR	OPTIMA BANK (CR)	---	---	---	---	---	---	---	4,986,805
HTOBOR	OTE (CR)	2,000	---	---	---	---	---	---	4,606,440
PPABOR	P.P.A. S.A. (CR)	---	---	---	---	---	---	---	89,321
TPEIRBOR	PIRAEUS BANK (CR)	19,900	---	---	---	---	37,000	1.00%	13,050,584
PPCBOR	PPC (CR)	121,868	---	---	397	5.49%	---	---	16,528,367
PROFBOR	PROFILE SA (CR)	---	---	---	---	---	---	---	39,526
QLCOBOR	QUALCO GROUP (CR)	---	---	---	---	---	---	---	898,890
QUESTBOR	QUEST HOLDINGS (CR)	3,991	---	---	---	---	---	---	47,709
TITCBOR	TITAN (CB)	50	---	---	---	---	---	---	125,461
OLTHBOR	TPA SA (CR)	---	---	---	---	---	---	---	750
TRESTATESBOR	TRADE ESTATES REIC (CR)	---	---	---	---	---	---	---	---
VIOBOR	VIOHALCO SA/NV (CB)	---	---	---	---	---	1,000	1.00%	---

Stock Lending Notes

[1] - Multilateral contracts Lending or Borrowing as per Methods 8-1, 8-2 and 8-3-3 (According to ATHEX BoD Resolution No.17)

[2] - Bilateral Contracts Lending or Borrowing as per Methods 8-3-1 and 8-3-2 & Contracts as per Method 4 (According to ATHEX BoD Resolution No.20)

[3] - The information concerning OTC Stock Borrowing Transactions is based on the statements of the Dematerialised Securities System (DSS) operators involved and refers to volumes that have been registered up until the previous working day.

[4] - Average Price (Volume weighted)

[5] - The Data concerning Open Interest before the start of trading session

Sectors codification for listed companies

12003 -	ETF	10101010	Computer Services
10101015	Software	10102030	Computer Hardware
15101010	Telecommunications Equipment	15102015	Telecommunications Services
20101010	Health Care Facilities	20102010	Medical Equipment
20103015	Pharmaceuticals	30101010	Banks
30202000	Diversified Financial Services	30202010	Asset Managers & Custodians
30202015	Investment Services	30204000	Closed End Investments
30302010	Full Line Insurance	30302015	Insurance Brokers
30302025	Property and Casualty Insurance	35101010	Real Estate Holding and Development
35101015	Real Estate Services	35102000	Diversified REITs
35102045	Retail REITs.	40202015	Household Furnishings
40202020	Household Appliance	40203040	Electronic Entertainment
40204020	Clothing & Accessories	40301010	Entertainment
40301030	Publishing	40301035	Radio & TV Broadcasters
40401010	Diversified Retailers	40401020	Apparel Retailers
40401025	Home Improvement Retailers	40401030	Specialty Retailers
40501010	Airlines	40501015	Travel & Tourism
40501020	Casinos & Gambling	40501025	Hotels & Motels
45101015	Distillers & Vintners	45101020	Soft Drinks
45102010	Farming Fishing Ranching & Plantations	45102020	Food Products
45103010	Tobacco	45201010	Food Retailers & Wholesalers
45201020	Personal Products	50101010	Construction
50101020	Building Roof/Wallboard and Plumbing	50101030	Cement
50101035	Building Materials: Other	50202010	Electrical Components
50203015	Plastics	50203030	Containers & Packaging
50204000	Machinery: Industrial	50204020	Machinery: Construction & Handling
50205010	Industrial Suppliers	50205020	Back Office Support HR & Consulting
50205030	Forms & Bulk Printing Services	50206015	Commercial Vehicles & Parts
50206030	Marine Transportation	50206060	Transportation Services
55101000	Diversified Materials	55101020	Textile Products
55102000	General Mining	55102010	Iron & Steel
55102015	Metal Fabricating	55102035	Aluminum
60101020	Oil Refining and Marketing	65101010	Alternative Electricity
65101015	Conventional Electricity	65102000	Multi-Utilities
65102030	Water		



[euronext.com](https://www.euronext.com)