

Euronext Athens

**Ημερήσιο Δελτίο Συναλλακτικής
Δραστηριότητας**

Daily Official List of Trading Activity



EURONEXT

Disclaimer:

This publication is for information purposes only and is not a recommendation to engage in investment activities. This publication is provided "as is" without representation or warranty of any kind. Whilst all reasonable care has been taken to ensure the accuracy of the content, Euronext does not guarantee its accuracy or completeness. Euronext will not be held liable for any loss or damages of any nature ensuing from using, trusting or acting on information provided. No information set out or referred to in this publication shall form the basis of any contract. The creation of rights and obligations in respect of financial products that are traded on the exchanges operated by Euronext's subsidiaries shall depend solely on the applicable rules of the market operator. All proprietary rights and interest in or connected with this publication shall vest in Euronext. No part of it may be redistributed in any form without the prior written permission of Euronext. Euronext refers to Euronext N.V. and its affiliates. Information regarding trademarks and intellectual property rights of Euronext is located at www.euronext.com/terms-use

©2026, Euronext N.V. – All rights reserved

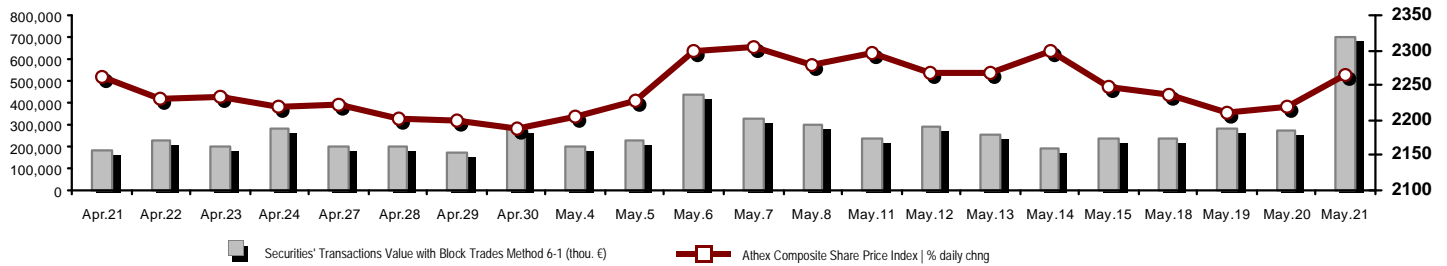
EURONEXT ATHENS HOLDING S.A.

110 Athinon Ave., 10442 Athens, Tel: (210) 33.66.800, Fax: (210) 32.13.938

<https://athens.euronext.com>

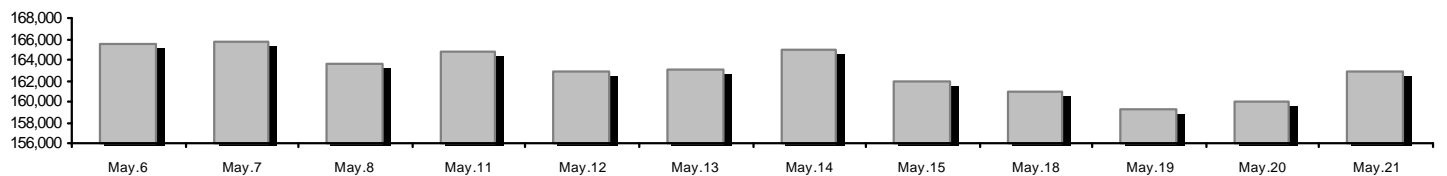
Summary of Markets

Athex Composite Share Price Index vs Shares and Derivatives Transactions Value

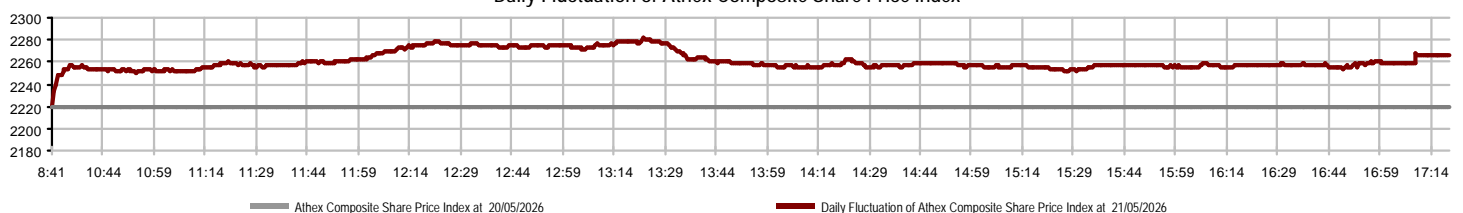


Euronext Athens Capitalisation (mill. €)**:	162,871.22	Derivatives Total Open Interest	1,893,799
Daily change: mill. € %	2,888.92 1.81%	in Index Futures % daily chng	9,900 2.77%
Yearly Avg Capitalisation: mill. € % chng prev year Avg	155,468.28 21.75%	in Stock Futures % daily chng	1,878,170 0.70%
Athex Composite Share Price Index % daily chng	2,266.09 2.08%	in Index Options % daily chng	1,471 4.40%
Athex Composite Share Price Index Capitalisation (mill. €)	152,522.52	in Stock Options % daily chng	4,258 4.54%
Daily change (mill. €)	2,862.77		
Securities' Transactions Value with Block Trades Method 6-1 (t	703,211.44	Derivatives Contracts Volume:	47,370
Daily change: %	430,390.92 157.76%	Daily change: pieces %	18,010 61.34%
YtD Avg Trans. Value: thou. € % chng prev year Avg	343,650.93 59.04%	YtD Avg Derivatives Contracts % chng prev year Avg	73,278 27.26%
Blocks Transactions Value of Method 6-1 (thou. €)	306,346.62	Derivatives Trades Number:	4,415
Blocks Transactions Value of Method 6-2 & 6-3 (thou. €)	0.65	Daily change: number %	2,218 100.96%
Bonds Transactions Value (thou.€)	1,324.79	YtD Avg Trades number % chng prev year Avg	2,978 34.65%
Securities' Transactions Volume with Block Trades Method 6-1 (tho	62,414.36	Lending Total Open Interest	249,614
Daily change: thou. pieces %	24,673.78 65.38%	Daily change: pieces %	-349 -0.14%
YtD Avg Volume: % chng prev year Avg	51,883.87 24.46%	Lending Volume (Multilateral/Bilateral)	28,903
Blocks Transactions Volume of Method 6-1 (thou. Pieces)	17,981.12	Daily change: pieces %	-66,356
Blocks Transactions Volume of Method 6-2 & 6-3 (thou. Pieces)	0.14	Multilateral Lending	22,903
Bonds Transactions Volume	1,338,000	Bilateral Lending	6,000
Securities' Trades Number with Block Trades Method 6-1	90,071	Lending Trades Number:	13
Daily change: number %	21,231 30.84%	Daily change: %	10
YtD Avg Trades number % chng prev year Avg	75,081 49.84%	Multilateral Lending Trades Number	12
Number of Blocks Method 6-1	45	Bilateral Lending Trades Number	1
Number of Blocks Method 6-2 & 6-3	1		
Number of Bonds Transactions	193		

Euronext Athens Capitalisation (mill. €)**



Daily Fluctuation of Athex Composite Share Price Index



Athex Indices

Index name	21/05/2026	20/05/2026	pts.	%	Min	Max	Year min	Year max	Year change
Athex Composite Share Price Index	2,266.09 #	2,220.01	46.08	2.08%	2,220.01	2,281.20	1,998.09	2,407.09	6.86% #
Athex Composite Index Total Return Index	4,500.33 #	4,408.82	91.51	2.08%	4,408.82	4,530.33	3,942.63	4,745.66	7.67% #
Athex ESG Index	2,689.49 #	2,632.82	56.67	2.15%	2,632.82	2,707.83	2,361.87	2,867.98	7.48% #
ATHEX Small Cap Price Index	2,461.72 €	2,465.20	-3.48	-0.14%	2,447.61	2,479.76	2,193.29	2,627.20	-3.42% €
ATHEX EN.A. Growth Price Index	16,324.74 €	16,492.53	-167.79	-1.02%	16,261.25	16,672.59	16,134.09	20,788.55	-17.49% €
FTSE/Athex Large Cap	5,752.31 #	5,628.94	123.37	2.19%	5,628.94	5,792.97	5,057.48	6,153.73	7.50% #
FTSE/Athex Mid Cap Index	2,938.58 #	2,930.59	7.99	0.27%	2,927.97	2,955.86	2,510.28	2,991.42	4.02% #
FTSE/ATHEX High Dividend Yield Index	4,676.18 #	4,674.50	1.68	0.04%	4,667.13	4,711.17	4,495.63	5,149.57	-5.38% €
FTSE/Athex Market Index	1,356.84 #	1,327.81	29.03	2.19%	1,327.81	1,366.25	1,190.89	1,449.15	7.60% #
FTSE/Athex Banks	2,562.44 #	2,485.08	77.36	3.11%	2,485.08	2,590.72	2,143.30	2,859.37	11.71% #
FTSE/ATHEX TECHNOLOGY & TELECOMMUNICAT	7,127.47 #	7,121.57	5.90	0.08%	7,090.48	7,188.03	6,027.65	7,188.03	5.21% #
FTSE/ATHEX HEALTH CARE	6,255.02 #	6,223.07	31.95	0.51%	6,133.54	6,355.05	4,884.62	6,600.67	23.11% #
FTSE/ATHEX FINANCIAL SERVICES	11,982.98 #	11,625.93	357.05	3.07%	11,625.93	12,115.28	10,029.11	13,356.35	11.71% #
FTSE/ATHEX REAL ESTATE	5,327.30 €	5,349.16	-21.86	-0.41%	5,299.88	5,375.08	5,093.00	5,898.28	-5.15% €
FTSE/ATHEX CONSUMER DISCRETIONARY	4,532.13 #	4,476.10	56.03	1.25%	4,476.10	4,568.57	4,431.51	5,876.98	-22.41% €
FTSE/ATHEX CONSUMER STAPLES	9,773.74 #	9,746.65	27.09	0.28%	9,741.89	9,843.47	8,640.95	10,243.39	10.91% #
FTSE/ATHEX INDUSTRIALS	11,942.98 #	11,901.42	41.56	0.35%	11,819.25	12,004.02	10,051.45	12,776.62	18.82% #
FTSE/ATHEX BASIC MATERIALS	12,859.66 #	12,795.02	64.64	0.51%	12,746.31	13,075.52	8,778.94	13,696.17	34.99% #
FTSE/ATHEX ENERGY & UTILITIES	7,205.83 #	7,017.60	188.23	2.68%	7,017.60	7,285.37	6,127.28	7,506.29	4.77% #
Athex All Share Index	516.47 #	507.31	9.16	1.81%	516.47	516.47	460.14	542.74	6.65% #
Hellenic Mid & Small Cap Index	3,164.21 #	3,155.44	8.77	0.28%	3,153.51	3,185.56	2,761.30	3,248.49	9.29% #
FTSE/Athex Large Cap Total Return	10,366.81 #	10,144.47	222.34	2.19%			9,100.35	11,012.64	8.28% #
FTSE/Athex Mid Cap Total Return	4,239.25 #	4,227.72	11.53	0.27%			3,625.91	4,308.60	4.59% #
MSCI GREECE REBASED	9,029.87 #	8,734.50	295.37	3.38%	8,734.50	9,117.24	7,755.87	10,138.65	5.44% #
Hellenic Corporate Bond Index	144.51 #	144.27	0.24	0.17%			143.28	145.27	0.11% #
Hellenic Corporate Bond Price Index	92.69 #	92.54	0.15	0.16%			92.37	93.97	-1.33% €

Note 1: FTSE/Med 100, Hellenic Corporate Bond Price Index and Hellenic Corporate Bond Index closing prices refer to the previous trading day of 19/05/2026.

Note 2: The Hellenic Mid & Small Cap Index is a Customized index calculated by Euronext Athens.

Analytic Figures for Athex Market's Boards and Categories

	Total Traded Securities	Main Market	Surveillance	Exchange Traded Funds (ETFs)
Totals	126	123	2	1
Gain / Lose / Same:	60 / 51 / 15	59 / 50 / 14	0 / 1 / 1	1 / 0 / 0
Euronext Athens Capitalisation (mill. €)	162,871.22	162,862.73	8.50	
Daily Average Trans/ons Value(thou.€)	343,650.93	343,557.87	4.77	420.23
Transactions Value	703,212.08	703,025.16	15.54	171.38
Main Board:	396,864.82	396,677.90	15.54	171.38
Blocks Board 6_2_3:	306,347.27	306,347.27	0.00	0.00
Forced Sales Board:	0.00	0.00	0.00	0.00
Special Terms Board:	0.00	0.00	0.00	0.00
Daily Average Transactions Volume	51,883,871	51,917,221	6,982	7,384
Transactions Volume	62,414,504	62,346,693	64,878	2,933
Main Board:	44,433,240	44,365,429	64,878	2,933
Blocks Board 6_2_3:	17,981,264	17,981,264	0	0
Forced Sales Board:	0	0	0	0
Special Terms Board:	0	0	0	0
Daily Average Number of Trades	75,081	74,922	10	151
Number of Trades	90,072	89,970	29	73
Main Board:	90,026	89,924	29	73
Blocks Board 6_2_3:	46	46	0	0
Forced Sales Board:	0	0	0	0
Special Terms Board:	0	0	0	0

Trading Details by Euronext Athens Sectors and Financial Instruments (ETFs)

Code	Sectors	Gain / Lose / Same	Number of Trades	Transactions Volume	Transactions Value	% of Total Trans. Value
3010	- Banks	8 / 0 / 0	32,558	30,698,728	176,800,970.04	25.14%
5510	- Basic Resources	5 / 5 / 3	2,912	494,052	4,599,916.68	0.65%
5010	- Construction & Materials	6 / 3 / 3	8,210	1,329,610	25,931,987.49	3.69%
4020	- Consumer Products & Services	3 / 1 / 0	64	36,263	23,739.25	0.00%
6010	- Energy	1 / 3 / 0	3,070	371,789	7,634,688.81	1.09%
12000	- Financial Instruments	1 / 0 / 0	73	2,933	171,376.72	0.02%
3020	- Financial Services	2 / 2 / 1	340	31,427	230,236.21	0.03%
4510	- Food Beverage & Tobacco	1 / 5 / 0	543	38,597	1,556,695.29	0.22%
2010	- Health Care	2 / 1 / 0	146	99,323	155,750.46	0.02%
5020	- Industrial Goods & Services	6 / 10 / 2	3,099	589,246	7,127,263.63	1.01%
3030	- Insurance	1 / 1 / 0	855	885,007	1,847,279.89	0.26%
4030	- Media	2 / 1 / 0	257	435,089	2,385,863.01	0.34%
4520	- Personal Care, Drug & Grocery Stores	1 / 1 / 0	293	22,533	240,229.40	0.03%
3510	- Real Estate	3 / 6 / 3	1,979	661,711	2,158,405.74	0.31%
4040	- Retail	3 / 5 / 1	2,793	677,486	11,787,018.02	1.68%
1010	- Technology	5 / 5 / 1	2,493	845,641	4,365,590.46	0.62%
1510	- Telecommunications	2 / 0 / 0	2,889	690,534	12,926,915.49	1.84%
4050	- Travel & Leisure	3 / 2 / 1	4,985	2,194,361	11,778,000.38	1.67%
6510	- Utilities	5 / 0 / 0	22,513	22,310,174	431,490,156.17	61.36%

Top 10 best & worst performing Shares

Main Market

With positive Price change	Closing price	change	With negative Price change	Closing price	change
PPC (CR)	21.36	7.23% #	EVROPI HOLDINGS S.A. (CR)	1.988	-8.18% €
EUROBANK (CR)	3.724	5.38% #	INTERTECH SA (CR)	1.47	-5.77% €
PIRAEUS BANK (CR)	8.49	3.84% #	FLEXOPACK SA (CR)	7.8	-5.45% €
ADMIE (IPTO) HOLDING S.A. (CR)	3.385	3.83% #	INTRACOM HOLDINGS (CR)	3.49	-3.06% €
Allwyn AG (CR)	12.175	3.35% #	FOURLIS (CR)	4.325	-2.81% €
P.P.A. S.A. (CR)	37.2	3.33% #	Y/KNOT (CR)	1.39	-2.80% €
NATIONAL BANK (CR)	14.02	3.09% #	ILYDA S.A. (CR)	4.045	-2.76% €
QUALITY & RELIABILITY SA (CR)	1.216	3.05% #	VARVERIS - MODA BAGNO SA (CR)	6.76	-2.59% €
QUEST HOLDINGS (CR)	7.13	2.74% #	CENTRIC HOLDINGS (CR)	0.308	-2.22% €
REVOIL (CR)	1.625	2.20% #	ORILINA PROPERTIES REIC (CR)	0.824	-1.91% €
With the highest Transactions Value	Value (thou. €)	change	With the highest Transactions Volume	Volume	change
PPC (CR)	422,191.89	7.23% #	PPC (CR)	21,608,670	7.23% #
NATIONAL BANK (CR)	52,180.56	3.09% #	EUROBANK (CR)	9,968,383	5.38% #
PIRAEUS BANK (CR)	47,463.24	3.84% #	ALPHA BANK (CR)	7,839,221	0.43% #
EUROBANK (CR)	37,001.05	5.38% #	PIRAEUS BANK (CR)	5,585,517	3.84% #
ALPHA BANK (CR)	27,879.33	0.43% #	NATIONAL BANK (CR)	3,732,058	3.09% #
GEK TERNA (CR)	20,046.38	0.15% #	CrediaBank (CR)	2,646,721	0.64% #
OTE (CR)	12,924.68	0.32% #	BALLY'S INTRALOT (CR)	977,500	-0.09% €
JUMBO SA (CR)	11,074.26	0.73% #	EVROPI HOLDINGS S.A. (CR)	880,175	-8.18% €
Allwyn AG (CR)	8,926.44	3.35% #	Allwyn AG (CR)	739,597	3.35% #
METLEN PLC (CR)	6,806.08	1.01% #	BANK OF CYPRUS (CR)	713,279	0.97% #

Note: Stocks that are not included in the "Under Supervision" category, and the transactions value is more than 10,000 €.

Derivatives Summary

	Number of Trades	Volume	Open Interest
Index Futures	281	1,543	9,900
FTSE/Athex Banks	5	90	3,384
FTSE/Athex Large Cap	270	1,393	6,516
MSCI GREECE REBASED	6	60	0
Stock Futures	4,094	45,378	1,878,170
ADMIE (IPTO) HOLDING S.A. (CR)	46	781	10,406
AEGEAN AIRLINES (CR)	73	376	2,985
AKTOR S.A. HOLDING CO. (CR)	40	146	103,328
Allwyn AG (CR)	165	688	11,057
ALPHA BANK (CR)	440	11,588	61,476
ATHENS INTL AIRPORT (CR)	1	10	304
AUTOHELLAS SA (CR)	0	0	123
AVAX S.A. (CR)	5	20	3,462
BALLY'S INTRALOT (CR)	51	1,629	1,359,236
BANK OF CYPRUS (CR)	0	0	1,053
CC HBC AG (CR)	4	9	382
CENERGY HOLDINGS (CB)	17	64	3,234
CrediaBank (CR)	621	5,765	93,296
ELLAKTOR (CR)	8	13	1,658
ELVALHALCOR (CR)	94	351	3,524
EUROBANK (CR)	228	5,605	43,652
EURONEXT ATHENS (CR)	1	5	337
EYDAP S.A. (CR)	18	151	13,350
FOURLIS (CR)	5	12	3,044
GEK TERNA (CR)	31	112	5,294
HELLENIQ ENERGY (CR)	33	187	3,837
INTRACOM HOLDINGS (CR)	148	1,308	14,654
JUMBO SA (CR)	32	189	6,618
LAMDA DEVELOPMENT SA (CR)	44	177	26,855
METLEN PLC (CR)	165	590	16,107
MIG (CR)	0	0	208
MOTOR OIL (CR)	11	22	386
NATIONAL BANK (CR)	123	622	16,659
OPTIMA BANK (CR)	9	55	471
OTE (CR)	6	46	862
P.P.A. S.A. (CR)	0	0	43
PIRAEUS BANK (CR)	657	6,649	49,894
PPC (CR)	927	7,869	17,031
QUEST HOLDINGS (CR)	1	5	217
TITAN (CB)	9	10	829
VIOHALCO SA/NV (CB)	81	324	2,298
Index Options	27	267	1,471
FTSE/Athex Large Cap	27	267	1,471
Stock Options	13	182	4,258
Allwyn AG (CR)	0	0	145
ALPHA BANK (CR)	0	0	2,010
NATIONAL BANK (CR)	0	0	335
OTE (CR)	2	30	258
PIRAEUS BANK (CR)	0	0	940
PPC (CR)	11	152	570
Total Derivatives Traded	4,415	47,370	1,893,799

Number of Outstanding Securities	Nominal Value	Dividends [1]			Date of Last Coupon		Note	Shares	Closing price	% change	Previous closing price/date	Open price	Price min	Price max	Last price	Avg price	Last Bid [7]	Last Ask [7]	P/E after tax	Year	Volume	Trades	Transactions Value[8]	Company Mkt Value (thou. €)	Year low	Year high	Sector[4]	
		2023	2024	2025	Dividend [2]	Right																						
806,782,473	0.300	1.6123	1.4029	0.5	08/04/2026	25/06/2024	---	Allwyn AG (CR)	12.175	3.35 #	11.78	20/05/2026	11.97	11.8	12.22	12.175	12.069	50@12.00	1250@12.18	---	---	739,597	3,232	8,926,444.26	9,822,576.61	11.66	19.0367	40501020
2,315,261,358	0.290	0.026	0.0303	0.0485	01/12/2025	18/04/2017	---	ALPHA BANK (CR)	3.53	0.43 #	3.515	20/05/2026	3.567	3.524	3.618	3.53	3.556	21799@3.53	1000@3.53	---	---	7,839,221	5,832	27,879,329.98	8,172,872.59	2.95	4.489	30101010
58,492,542	1.00	---	0.1	---	23/06/2025	27/01/2025	---	ALTER EGO MEDIA (CR)	5.51	0.55 #	5.48	20/05/2026	5.52	5.5	5.59	5.51	5.55	5@5.49	1064@5.51	---	---	429,316	240	2,382,646.59	322,293.91	4.88	6.425	40301035
36,353,868	1.00	0.1	0.11	---	01/07/2025	21/08/2023	---	AUSTRIACARD (CB)	9.53	0.21 #	9.51	20/05/2026	9.53	9.5	9.54	9.53	9.514	6076@9.52	483@9.53	---	---	80,574	163	766,575.48	346,452.36	6.04	9.6	10101010
48,624,764	0.080	0.7	0.85	0.85	24/04/2026	05/12/2022	---	AUTOHELLAS SA (CR)	10.82	0.19 #	10.8	20/05/2026	10.84	10.76	10.94	10.82	10.829	505@10.70	900@10.86	---	---	7,863	98	85,151.08	526,119.95	10.54	13.44	40401030
1,867,802,694	0.300	---	---	---	30/05/2013	10/10/2023	---	BALLY'S INTRALOT (CR)	1.119	-0.09 €	1.12	20/05/2026	1.126	1.107	1.128	1.119	1.117	294@1.12	162572@1.12	---	---	977,500	423	1,091,612.03	2,090,071.21	0.822	1.154	40501020
435,962,305	0.100	---	0.48	0.2	22/09/2025	23/09/2024	---	BANK OF CYPRUS (CR)	9.41	0.97 #	9.32	20/05/2026	9.32	9.32	9.525	9.41	9.407	453@9.41	9@9.42	---	---	713,279	1,516	6,710,128.77	4,102,405.29	7.94	9.975	30101010
212,384,903	0.08	0.14	---	---	24/06/2025	07/12/2016	---	CENERGY HOLDINGS (CB)	23.7	1.28 #	23.4	20/05/2026	23.48	23.22	23.78	23.7	23.54	3302@23.56	225@23.78	---	2025	171,909	1,547	4,046,663.28	5,033,522.20	15.12	26.22	50202010
373,239,562	6.70	0.93	1.03	1.2	14/05/2026	29/04/2013	---	CC HBC AG (CR)	49.5	1.54 #	48.75	20/05/2026	48.95	48.8	49.5	49.5	49.09	45@49.40	52@49.70	---	---	22,350	346	1,097,154.85	147,358.32	42.5	55.75	45101020
1,993,012,407	0.050	---	---	---	04/06/2008	16/10/2024	---	CrediaBank (CR)	1.25	0.64 #	1.242	20/05/2026	1.26	1.236	1.282	1.25	1.261	200@1.25	22597@1.25	---	---	2,646,721	2,590	3,337,639.37	2,491,265.51	0.871	1.722	30101010
3,631,510,801	0.220	0.0933	0.105	0.0468	06/11/2025	20/05/2019	---	EUROBANK (CR)	3.724	5.38 #	3.534	20/05/2026	3.669	3.666	3.786	3.724	3.712	23130@3.72	247175@3.72	---	---	9,968,383	7,326	37,001,047.33	33,523,746.22	3.162	4.392	30101010
51,889,670	1.00	0.12	0.15	---	27/06/2025	23/07/2019	---	FOURLIS (CR)	4.325	-2.81 €	4.45	20/05/2026	4.45	4.32	4.46	4.325	4.394	404@4.33	138@4.35	---	---	79,910	434	351,111.23	224,422.82	4.04	4.98	40401010
305,635,185	2.18	0.9	0.75	0.2	19/01/2026	01/10/2003	---	HELLENIO ENERGY (CR)	10.1	-0.49 €	10.15	20/05/2026	10.15	9.97	10.15	10.1	10.057	1394@10.09	5969@10.10	---	---	193,566	988	1,946,624.07	3,086,915.37	8.4	10.4	60101020
83,600,000	0.690	0.0504	0.1209	---	22/09/2025	02/07/2024	---	INTRACOM HOLDINGS (CR)	3.49	-3.06 €	3.6	20/05/2026	3.635	3.47	3.675	3.49	3.543	400@3.48	18363@3.50	---	---	308,806	821	1,094,114.26	291,764.00	2.685	3.85	10101010
134,365,561	0.880	1.4726	0.5063	---	23/03/2026	05/03/2014	---	JUMBO SA (CR)	22.16	0.73 #	22	20/05/2026	22	22	22.68	22.16	22.215	1705@22.14	4845@22.16	---	---	498,496	1,902	11,074,258.36	2,977,540.83	21.22	28.7	40401010
176,736,715	0.300	---	---	---	30/05/2007	27/11/2019	---	LAMDA DEVELOPMENT SA (CR)	5.99	-0.17 €	6	20/05/2026	6	5.97	6.085	5.99	6.008	2024@5.99	648@5.99	---	---	210,769	1,045	1,266,382.92	1,058,652.92	5.85	7.76	35101010
169,043,561	0.300	---	0.02	---	17/07/2025	28/11/2022	---	LAVIPHARM SA (CR)	1.568	1.16 #	1.55	20/05/2026	1.55	1.52	1.6	1.568	1.556	1250@1.53	2275@1.57	---	---	97,570	133	151,812.26	265,060.30	0.937	1.724	20103015
143,022,980	1.00	---	---	---	04/08/2025	---	---	METLEN PLC (CR)	37.96	1.01 #	37.58	20/05/2026	38.1	37.5	38.32	37.96	37.961	500@37.94	100@37.98	---	---	179,290	2,395	6,806,075.10	5,429,152.32	31.9	47.68	65102000
126,502,434	0.500	0.0304	0.0302	---	15/05/2025	28/07/2021	---	PREMIA (CR)	1.376	-0.29 €	1.38	20/05/2026	1.388	1.37	1.388	1.376	1.377	1000@1.37	1449@1.38	---	---	79,157	197	108,962.90	174,067.35	1.236	1.49	35102000
24,823,934	0.230	0.049	0.0647	---	01/07/2025	08/06/2022	---	PROFILE SA (CR)	7.24	1.97 #	7.1	20/05/2026	7.18	7.11	7.39	7.24	7.138	352@7.16	876@7.24	---	---	119,428	415	852,424.89	179,725.28	6	8.12	10101010
70,029,804	1.00	---	---	---	15/05/2025	---	---	QUALCO GROUP (CR)	5.66	-1.74 €	5.76	20/05/2026	5.81	5.62	5.83	5.66	5.719	174@5.62	296@5.66	---	---	64,296	346	367,678.20	396,368.69	5.08	6.73	10101015
35,377,749	0.280	---	---	---	18/07/2005	22/12/2025	---	QUALITY & RELIABILITY SA (CR)	1.216	3.05 #	1.18	20/05/2026	1.198	1.18	1.24	1.216	1.213	1107@1.20	1140@1.22	---	---	98,094	131	118,944.89	43,019.34	1	1.43	10101010
78,325,475	0.85	3	---	---	30/06/2025	23/07/2019	---	TITAN (CB)	47	0.17 #	46.92	20/05/2026	46.92	46.9	47.64	47	47.16	100@46.98	1692@47.00	---	---	58,842	1,152	2,775,013.78	3,681,297.33	42.6	59	50101030
259,189,761	0.12	0.16	---	---	24/06/2025	26/02/2016	---	VIOHALCO SA/NV (CB)	19.02	1.17 #	18.8	20/05/2026	18.8	18.66	19.4	19.02	19.046	484@18.92	867@19.10	---	---	156,905	1,485	2,988,414.00	4,929,789.25	11.4	19.4	55102015
148,321,516	0.300	0.03	0.07	---	02/09/2025	22/01/2020	---	AVAX S.A. (CR)	3.45	---	3.45	20/05/2026	3.5	3.445	3.525	3.45	3.475	2@3.45	1923@3.45	---	---	199,583	396	693,493.71	511,709.23	2.79	3.735	50101010
232,000,000	2.12	0.0582	0.1207	0.1207	25/09/2025	19/06/2017	---	ADMIE (IPTO) HOLDING S.A. (CR)	3.385	3.83 #	3.26	20/05/2026	3.255	3.245	3.4	3.385	3.355	5000@3.38	4852@3.39	---	2025	404,293	630	1,356,564.76	785,320.00	2.76	3.4	65101015
90,167,100	0.500	0.7515	0.8041	0.903	28/04/2026	24/05/2021	---	AEGEAN AIRLINES (CR)	11.32	0.80 #	11.23	20/05/2026	11.23	11.11	11.39	11.32	11.266	1000@11.25	7@11.34	---	---	110,031	863	1,239,570.17	1,020,691.57	10.8	15.36	40501010
204,002,463	0.300	---	---	---	12/08/2008	07/01/2025	---	AKTOR S.A. HOLDING CO. (CR)	10.24	-0.58 €	10.3	20/05/2026	10.16	10.16	10.42	10.24	10.25	3754@10.22	831@10.26	---	---	189,436	831	1,941,659.02	2,088,985.22	9.25	11.7	50101010
103,423,291	0.570	---	0.4134	---	25/06/2025	28/08/2024	---	GEK TERNA (CR)	40.08	0.15 #	40.02	20/05/2026	40.56	39.16	40.56	40.08	39.839	3703@40.06	932@40.08	---	---	503,188	5,073	20,046,379.84	4,145,205.50	25.28	43.44	50101010
369,270,000	2.48	0.25	0.4	---	21/07/2025	12/12/2001	---	PPC (CR)	21.36	7.23 #	19.92	20/05/2026	20.42	20.2	21.74	21.36	19.538	15308@21.14	5506@21.38	---	---	21,608,670	18,915	422,191,887.99	7,887,607.20	16.28	21.74	65101015
318,197,805	1.00	0.33	0.7862	0.6621	22/04/2026	07/02/2024	---	ATHENS INTL AIRPORT (CR)	10	-0.30 €	10.03	20/05/2026	10.11	9.965	10.15	10	10.069	50@9.95	50@10.01	---	2025	213,446	750	2,149,183.82	3,181,978.05	9.6705	11.9882	50206060
914,715,153	1.00	0.3643	0.4442	0.221	10/11/2025	29/08/2018	---	NATIONAL BANK (CR)	14.02	3.09 #	13.6	20/05/2026	13.75	13.68	14.125	14.02	13.982	15368@13.93	13194@14.03	---	---	3,732,058	7,477	52,180,564.50	12,824,306.45	12.06	16.005	30101010
27,728,682	0.260	(0.06)	0.065	---	14/07/2025	24/07/2024	---	EKTER SA (CR)	4.45	1.60 #	4.38	20/05/2026	4.36	4.36	4.46	4.45	4.417	300@4.40	185@4.45	---	---	36,732	168	162,228.01	123,392.63	3.28	4.64	50101010
375,241,586	0.390	0.04	0.0901	---	26/06/2025	14/07/2006	---	ELVALHALCOR (CR)	4.855	-0.31 €	4.87	20/05/2026	4.98	4.74	5.04	4.855	4.89	570@4.85	4@4.86	---	---	304,195	1,236	1,487,504.95	1,821,797.90	3.21	5.63	55102015
348,192,005	0.040	---	---	0.5029	22/12/2025	24/03/2025																						

Daily Official List

Year: 147 Trading Day No: 92

Section 2: Analytic Figures of Shares Transactions

Thursday, 21 May, 2026

Number of Outstanding Securities	Nominal Value	Dividends [1]			Date of Last Coupon		Note	Shares	Closing price	% change	Previous closing price/date	Open price	Price min	Price max	Last price	Avg price	Last Bid [7]	Last Ask [7]	P/E after tax	Year	Volume	Trades	Transactions Value[8]	Company Mkt Value (thou. €)	Year low	Year high	Sector[4]	
		2023	2024	2025	Dividend [2]	Right																						
63,700,000	0.780	0.2313	0.3139	0.3952	04/05/2026	13/06/2018	---	GR. SARANTIS S.A. (CR)	14.8	-0.14	€ 14.82	20/05/2026	14.98	14.8	15.02	14.8	14.887	400@14.78	21@14.84	---	---	14,154	221	210,705.54	942,760.00	12.92	15.74	45201020
221,322,426	1.15	(0.1467)	(0.19)	---	23/06/2025	09/07/2025	---	OPTIMA BANK (CR)	10.45	1.55	# 10.29	20/05/2026	10.2	10.2	10.45	10.45	10.377	100@10.38	3879@10.45	---	---	210,620	995	2,185,681.05	2,312,819.35	7.59	10.46	30101010
1,235,953,028	0.930	0.0632	---	---	10/07/2024	03/06/2025	---	PIRAEUS BANK (CR)	8.49	3.84	# 8.176	20/05/2026	8.278	8.276	8.61	8.49	8.498	147827@8.49	3296@8.49	---	---	5,585,517	6,777	47,463,244.04	40,493,241.21	6.53	8.99	30101010
Main Market - Medium Liquidity Class																												
13,126,020	0.660	0.1376	0.1713	---	16/12/2025	04/09/2020	---	AS COMPANY SA (CR)	4.79	-0.21	€ 4.8	20/05/2026	4.845	4.7	4.9	4.79	4.84	300@4.78	653@4.79	---	---	21,949	125	106,239.15	62,873.64	3.62	4.9	40401030
14,000,000	1.95	0.26	0.5	---	24/06/2025	26/03/2024	---	ALPHA REAL ESTATE (CR)	7.26	-1.63	€ 7.38	20/05/2026	7.38	7.26	7.38	7.26	7.358	450@7.26	230@7.34	---	---	3,900	59	28,698.00	101,640.00	6.94	7.58	35101015
3,150,744	0.360	0.563	0.5842	---	27/05/2025	02/06/2020	---	ALPHA TRUST HOLDINGS (CR)	19.95	0.25	# 19.9	20/05/2026	19.9	19.9	19.95	19.95	19.925	200@19.90	1520@19.95	---	---	1,600	8	31,880.00	62,857.34	11.9	20	30202010
243,164,193	0.300	0.07	0.07	---	12/09/2025	05/12/2023	---	ATTICA HOLDINGS (CR)	1.63	1.24	# 1.61	20/05/2026	1.658	1.624	1.658	1.63	1.64	500@1.62	69@1.63	---	---	11,362	46	18,633.25	396,357.63	1.5	2.06	40501015
178,157,803	0.040	---	---	---	01/07/2008	21/02/2020	---	AVE (CR)	0.432	-1.37	€ 0.438	20/05/2026	0.433	0.432	0.438	0.432	0.435	500@0.430	200@0.437	---	---	4,923	9	2,139.26	76,964.17	0.421	0.49	40301010
47,149,827	2.10	---	0.135	0.2	06/05/2026	27/12/2024	---	BRIQ PROPERTIES (CR)	3.06	---	~ 3.06	20/05/2026	3.07	3.06	3.07	3.06	3.066	70@3.06	156@3.07	---	---	18,242	26	55,929.13	144,278.47	2.86	3.16	35102000
101,123,806	0.360	---	---	---	22/07/2010	28/06/2011	---	CENTRIC HOLDINGS (CR)	0.308	-2.22	€ 0.315	20/05/2026	0.32	0.303	0.32	0.308	0.306	1000@0.306	1275@0.308	---	---	32,734	44	10,017.78	31,146.13	0.276	0.42	40203040
784,500	10.00	0.5008	0.4	0.15	02/12/2025	31/07/2018	---	CNL CAPITAL (CR)	6.65	---	~ 6.65	20/05/2026	6.6	6.6	6.75	6.7	6.658	100@6.65	100@6.70	---	2025	710	12	4,727.25	5,216.93	6.3	7.6	30202010
10,567,700	0.300	---	---	---	06/10/2005	13/02/2002	---	CPI SA (CR)	0.498	-4.23	€ 0.52	20/05/2026	0.498	0.495	0.51	0.498	0.5	650@0.498	217@0.510	---	---	4,592	14	2,296.16	5,262.71	0.442	0.646	10102030
18,680,300	0.050	---	---	---	06/07/2022	---	---	DIMAND (CR)	12.8	-1.54	€ 13	20/05/2026	13	12.55	13	12.8	12.871	50@12.75	3750@12.85	---	---	11,301	63	145,458.55	239,107.84	10.95	13.5	35101010
15,583,480	0.100	---	0.04	---	07/07/2025	02/02/2026	---	E.I.N.S. (CR)	1.8	0.11	# 1.798	20/05/2026	1.772	1.77	1.818	1.8	1.795	3000@1.79	970@1.80	---	---	38,362	82	68,869.92	28,050.26	1.38	2.115	50205020
60,348,000	0.420	0.2504	0.3025	---	23/06/2025	04/08/2021	---	EURONEXT ATHENS (CR)	7.21	-1.10	€ 7.29	20/05/2026	7	7	7.34	7.21	7.228	927@7.21	75@7.24	---	---	9,996	146	72,249.96	435,109.08	5.72	7.43	30202015
121,168,897	0.040	---	---	---	07/07/2010	16/01/2024	5160	FRIGOGLASS SA (CR)	0.363	1.68	# 0.357	20/05/2026	0.361	0.352	0.363	0.363	0.36	1000@0.354	5413@0.363	---	2024	20,517	33	7,380.00	43,984.31	0.291	0.5	50204000
56,003,921	1.55	---	---	---	30/08/1993	29/01/2026	---	IDEAL HOLDINGS (CR)	6.79	0.30	# 6.77	20/05/2026	6.8	6.68	6.8	6.79	6.758	1800@6.75	481@6.79	---	---	57,139	269	386,128.64	380,266.62	5.3	6.9	10102030
4,740,000	0.860	---	---	---	14/03/2003	---	---	LOGISMOS S.A. (CR)	2.12	---	~ 2.12	20/05/2026	---	---	---	---	---	300@2.06	850@2.10	---	2025	---	---	---	10,048.80	1.96	2.58	10101015
17,120,280	0.940	0.12	0.3	---	26/05/2025	26/06/2023	---	LOULIS FOOD (CR)	3.71	-1.85	€ 3.78	20/05/2026	3.8	3.71	3.82	3.71	3.767	100@3.70	90@3.76	---	---	1,300	14	4,896.60	63,516.24	3.42	4.1	45102020
4,419,616	1.58	0.06	0.13	---	07/07/2025	04/03/2015	---	MEDICON S.A. (CR)	2.57	-1.91	€ 2.62	20/05/2026	2.55	2.54	2.6	2.6	2.572	500@2.57	8@2.60	---	---	1,010	4	2,598.00	11,358.41	2.32	2.75	20102010
468,700	2.8	2.4	---	---	12/06/2025	21/05/2004	---	MERMEREN KOMB. A.D. PR. (GDR)	30.6	-2.55	€ 31.4	20/05/2026	31.6	30.2	31.8	30.2	31.105	20@29.80	100@31.60	---	2025	88	5	2,737.20	14,342.22	30.2	36.2	55102000
10,500,000	0.950	0.15	0.25	---	04/07/2025	21/07/2023	---	MEVACO SA (CR)	8.7	0.93	# 8.62	20/05/2026	8.6	8.5	8.8	8.7	8.618	100@8.46	98@8.70	---	2025	811	16	6,989.50	91,350.00	8.2	9.85	55102015
31,400,000	0.400	---	---	---	26/04/2007	10/05/2023	---	MIG (CR)	3.25	-0.31	€ 3.26	20/05/2026	3.24	3.22	3.27	3.25	3.253	424@3.22	380@3.27	---	---	8,432	122	27,426.54	102,050.00	2.82	3.85	30202000
153,908,095	0.870	0.0229	0.0248	0.0303	15/05/2026	02/08/2024	---	ORILINA PROPERTIES REIC (CR)	0.824	-1.91	€ 0.84	20/05/2026	0.832	0.81	0.832	0.824	0.819	2000@0.820	20@0.826	---	---	60,588	66	49,631.94	126,820.27	0.77	0.888	35102000
14,101,683	0.100	0.0526	0.1091	---	03/06/2025	02/11/2021	---	PERFORMANCE TECHNOLOGIES (CR)	9.2	-0.54	€ 9.25	20/05/2026	9.29	9.18	9.3	9.2	9.228	100@9.08	809@9.20	---	---	4,635	14	42,770.20	129,735.48	6.62	9.69	10101010
107,222,688	0.440	0.22	0.3	---	23/06/2025	16/03/2022	---	QUEST HOLDINGS (CR)	7.13	2.74	# 6.94	20/05/2026	6.96	6.94	7.13	7.13	7.022	5000@6.95	1025@7.14	---	---	88,642	227	622,463.80	764,497.77	6.07	7.22	10101010
30,703,824	0.400	0.04	0.0509	---	19/08/2025	06/08/2021	---	REAL CONSULTING (CR)	6.22	---	~ 6.22	20/05/2026	6.26	6.12	6.26	6.22	6.201	159@6.14	1528@6.22	---	---	15,449	68	95,806.22	190,977.79	4.95	6.7	10101010
6,456,530	1.08	0.16	0.15	---	21/07/2025	02/08/2010	---	SPACE HELLAS SA (CR)	6.5	0.31	# 6.48	20/05/2026	6.48	6.46	6.5	6.46	6.492	157@6.46	18@6.48	---	---	345	11	2,239.68	41,967.45	5.92	8.48	15101010
121,132,042	1.60	0.08	0.1	0.0651	30/12/2025	10/11/2023	---	TRADE ESTATES REIC (CR)	2	-1.48	€ 2.03	20/05/2026	2.015	1.99	2.035	2	2.009	2135@2.00	200@2.01	---	---	58,029	92	116,575.78	242,264.08	1.81	2.07	35102045
17,513,933	0.300	---	---	---	16/11/1992	09/10/2025	---	UNIBIOS (CR)	2.565	-1.35	€ 2.6	20/05/2026	2.62	2.565	2.62	2.565	2.588	1500@2.56	114@2.60	---	---	14,482	37	37,485.22	44,923.24	2.13	2.97	50204000
37,975,800	0.600	---	---	---	10/09/2019	01/04/2026	---	YKNOT (CR)	1.39	-2.80	€ 1.43	20/05/2026	1.435	1.35	1.45	1.39	1.41	2000@1.36	1585@1.39	---	---	355,870	420	501,694.07	52,786.36	0.7326	1.7394	40501015
32,413,681	0.370	---	---	---	15/07/2009	11/05/2000	---	ALUMIL (CR)	5.76	0.52	# 5.73	20/05/2026	5.8	5.76	5.84	5.76	5.791	17@5.76	100@5.80	---	---	14,881	52	86,181.31	186,702.80	5	6.88	55102035
3,734,164	3.44	0.4954	0.5896	---	14/10/2025	19/07/2022	---	ANDROMEDA SA (CR)	8.84	0.46	# 8.8	20/05/2026	8.7	8.7	8.84	8.84	8.79	40@8.74	20@8.82	---	2025	10,689	52	93,952.46	33,010.01	7.58	9.1	30204000
23,986,500	1.00	---	---	---	26/06/2009	25/08/2025	---	BIOKARPET S.A.(CR)	1.63	---	~ 1.63	20/05/2026	1.624	1.622	1.64	1.63	1.633	500@1.62	604@1.63	---	---	10,247	31	16,734.80	39,098.00	1.45	2.06	50101035
6,325,000	0.600	0.145	0.07	---	28/07/2025	17/02/2014	---	VOYATZOGLOU (CR)	2.08	-0.48	€ 2.09	20/05/2026	2.08	2.08	2.09	2.08	2.088	250@2.06	50@2.09	---	---	950	7	1,983.50	13,156.00	1.96	2.44	50205010
24,060,000	0.300	0.075	0.075	---	17/06/2025	01/07/2019	---	GEN. COMMERCIAL & IND.SA (CR)	2.23	---	~ 2.23	20/05/2026	2.23	2.23	2.23	2.23	2.23	18@2.20	10									

Daily Official List

Year: 147 Trading Day No: 92

Section 2: Analytic Figures of Shares Transactions

Thursday, 21 May, 2026

Number of Outstanding Securities	Nominal Value	Dividends [1]			Date of Last Coupon		Note	Shares	Closing price	% change	Previous closing price/date	Open price	Price min	Price max	Last price	Avg price	Last Bid [7]	Last Ask [7]	P/E after tax	Year	Volume	Trades	Transactions Value[8]	Company Mkt Value (thou. €)	Year low	Year high	Sector[4]	
		2023	2024	2025	Dividend [2]	Right																						
34,720,000	0.310	---	---	---	16/06/2010	01/08/2007	---	DROMEAS SA (CR)	0.317	2.26 #	0.31	20/05/2026	0.322	0.307	0.322	0.317	0.308	50@0.307	49@0.317	---	---	861	5	264.84	11,006.24	0.295	0.39	40202015
13,673,200	0.420	0.05	0.05	---	19/08/2025	26/07/2001	---	EVROFARMA (CR)	3.8	-0.26 €	3.81	20/05/2026	3.86	3.75	3.86	3.8	3.8	29@3.72	495@3.80	---	---	510	7	1,938.09	51,958.16	3.02	4.07	45102020
18,146,007	1.00	---	---	---	23/08/2023	10/09/2010	---	ELASTRON (CR)	2.36	-0.42 €	2.37	20/05/2026	2.35	2.3	2.37	2.36	2.326	96@2.30	1426@2.36	---	---	8,834	62	20,551.72	42,824.58	2.02	2.65	55102010
23,828,130	0.500	0.108	0.1366	---	14/07/2025	17/02/2009	---	ELINOIL S.A. (CR)	2.15	-0.46 €	2.16	20/05/2026	2.11	2.1	2.16	2.15	2.113	240@2.11	680@2.15	---	---	1,423	9	3,006.37	51,230.48	2.07	2.59	60101020
19,864,886	5.60	0.672	0.672	0.672	23/04/2026	02/07/2008	---	BANK OF GREECE (CR)	14.85	0.68 #	14.75	20/05/2026	14.75	14.65	14.85	14.85	14.795	40@14.70	241@14.85	---	2025	2,929	45	43,335.00	294,993.56	14.55	17.5	30101010
26,730,187	0.520	---	0.07	---	09/07/2025	01/08/2017	---	ELTON SA (CR)	1.815	-0.27 €	1.82	20/05/2026	1.82	1.8	1.82	1.815	1.814	50@1.80	405@1.82	---	---	12,131	28	22,004.16	48,515.29	1.62	2.22	50205010
36,300,000	1.12	0.0276	0.055	---	01/07/2025	12/12/2007	---	THESSALONIKA WATER & SEWERAGE	4.255	0.83 #	4.22	20/05/2026	4.22	4.18	4.275	4.255	4.228	203@4.18	102@4.26	---	---	12,201	78	51,579.90	154,456.50	3.4	4.38	65102030
143,352,325	0.260	---	---	---	29/08/2022	28/04/2025	---	EVROPI HOLDINGS S.A. (CR)	1.988	-8.18 €	2.165	20/05/2026	2.21	1.986	2.22	1.988	2.062	700@1.99	580@2.00	---	---	880,175	802	1,815,211.37	284,984.42	1.77	2.34	30302025
86,735,980	0.310	0.02	---	---	22/07/2024	07/09/2023	---	ATHENS MEDICAL CENTER SA (CR)	1.8	0.56 #	1.79	20/05/2026	1.81	1.775	1.81	1.8	1.804	200@1.77	5757@1.80	---	---	743	9	1,340.20	156,124.76	1.565	2.07	20101010
114,320,400	0.100	---	---	---	26/11/2021	05/08/2019	---	IKTINOS HELLAS SA (CR)	0.361	-0.96 €	0.3645	20/05/2026	0.368	0.353	0.3685	0.361	0.361	187@0.355	500@0.362	---	---	76,485	128	27,604.90	41,269.66	0.302	0.4535	50101035
14,111,198	0.450	(0.0133)	0.07	---	31/07/2025	09/01/2025	---	ILYDA S.A. (CR)	4.045	-2.76 €	4.16	20/05/2026	4.22	4.045	4.22	4.045	4.111	100@4.04	7@4.13	---	2025	3,986	25	16,387.72	57,079.80	3.74	5.52	10101015
3,417,600	0.100	0.016	---	---	04/07/2024	02/04/2024	---	INTERWOOD-XYLEMPORIA (PR)	0.442	0.91 #	0.438	20/05/2026	0.416	0.41	0.442	0.442	0.415	206@0.408	62@0.444	---	---	3,978	29	1,649.96	14,000.36	0.4	0.76	50101020
45,417,399	0.100	---	---	---	25/07/2008	02/04/2024	---	INTERWOOD-XYLEMPORIA (CR)	0.275	---	0.275	20/05/2026	0.277	0.27	0.277	0.277	0.275	150@0.270	3914@0.277	---	---	44,250	31	12,150.84	14,000.36	0.201	0.295	50101020
18,567,912	0.590	0.16	0.201	---	02/07/2025	26/01/2021	---	INTERLIFE G.C.I.(CR)	6.72	0.60 #	6.68	20/05/2026	6.6	6.46	6.76	6.72	6.637	176@6.56	99@6.72	---	---	4,832	53	32,068.52	124,776.37	5.66	7	30302025
8,424,900	0.500	---	---	---	12/07/2010	04/07/2019	---	INTERTECH SA (CR)	1.47	-5.77 €	1.56	20/05/2026	1.5	1.44	1.56	1.47	1.498	250@1.46	14@1.47	---	2025	18,897	88	28,298.93	12,384.60	0.99	1.615	50205010
2,760,000	11.83	12.4	14	---	30/05/2025	16/07/1990	---	KARELIA (CR)	423	-0.70 €	426	20/05/2026	425	422	426	423	423.389	4@421.00	121@423.00	---	---	283	46	119,819.00	1,167,480.00	354	434	45103010
19,804,134	0.150	---	---	---	01/07/2004	06/11/2017	---	KEKROPS SA (CR)	2.08	---	2.08	20/05/2026	2.12	2.02	2.14	2.08	2.09	271@2.02	2469@2.08	---	2025	22,449	74	46,917.89	41,192.60	1.53	2.35	35101010
11,510,102	0.890	---	---	---	24/06/2005	06/10/1999	---	NAFPAKTOS TEXTILE (CR)	1.255	---	1.255	20/05/2026	1.275	1.24	1.28	1.26	1.255	225@1.22	100@1.25	---	---	1,283	12	1,609.74	14,445.18	1.175	1.69	55101020
21,224,340	0.420	---	---	---	06/09/2022	25/04/2006	---	KORDELLOS BROS SA (CR)	0.439	---	0.439	20/05/2026	0.439	0.439	0.45	0.439	0.439	263@0.417	1000@0.449	---	2025	4,506	9	1,980.34	9,317.49	0.366	0.554	55102010
33,065,136	0.380	0.3506	0.4007	---	21/08/2025	16/09/2013	---	KRI-KRI S.A. (CR)	24.1	-1.63 €	24.5	20/05/2026	24.65	24.05	24.75	24.05	24.435	5@24.10	150@24.35	---	2025	13,589	128	332,041.25	796,869.78	19.18	26.15	45102020
6,200,000	0.500	---	---	---	22/06/2010	01/11/1995	---	MINERVA KNITWEAR (CR)	0.57	1.79 #	0.56	20/05/2026	0.57	0.57	0.58	0.57	0.577	496@0.570	500@0.720	---	---	354	5	204.28	3,534.00	0.473	0.772	40204020
5,939,268	0.620	---	---	---	10/07/2003	03/01/2002	---	LANAKAM SA (CR)	1.67	---	1.67	20/05/2026	---	---	---	---	---	1800@1.18	250@1.49	---	---	---	---	---	9,918.58	0.96	1.67	40401020
9,819,370	0.500	---	---	---	14/08/2007	09/01/2004	---	MATHIOS REFRACTORY SA (CR)	0.675	1.50 #	0.665	20/05/2026	0.665	0.66	0.68	0.665	0.673	20@0.670	10@0.680	---	---	568	12	382.19	6,628.07	0.59	0.97	55101000
30,150,000	0.360	0.122	0.1335	---	17/06/2025	25/04/2019	---	MOTODYNAMICS S.A. (CR)	2.52	0.40 #	2.51	20/05/2026	2.5	2.5	2.54	2.52	2.536	523@2.50	2040@2.53	---	---	11,096	30	28,136.90	75,978.00	2.23	2.7	40401030
126,431,958	2.50	0.025	0.043	---	03/06/2025	05/06/2024	---	NOVAL PROPERTY REIC (CR)	2.65	1.92 #	2.6	20/05/2026	2.62	2.62	2.7	2.65	2.662	199@2.62	1230@2.65	---	2025	8,906	18	23,707.20	335,044.69	2.51	2.92	35102045
10,080,000	3.00	1.3	2	2.2	14/05/2026	27/08/2001	---	TPA SA (CR)	37.5	-0.53 €	37.7	20/05/2026	37.8	37.2	38	37.5	37.84	41@37.20	855@37.50	---	---	1,437	13	54,376.10	378,000.00	33.2	40.2	50206060
25,000,000	2.00	1.336	1.92	---	04/08/2025	08/08/2003	---	P.P.A. S.A. (CR)	37.2	3.33 #	36	20/05/2026	36.5	36.3	37.25	37.2	36.904	110@36.90	9@37.25	---	2025	7,544	301	278,406.70	930,000.00	35.4	41.1	50206060
68,926,799	0.240	---	---	---	07/07/2023	---	---	ONYX TOURISTIKI S.A. (CR)	1.59	-0.50 €	1.598	20/05/2026	1.6	1.56	1.634	1.59	1.584	500@1.57	840@1.59	---	---	36,933	103	58,497.37	109,593.61	1.33	2.22	40401020
4,971,466	1.46	---	---	---	04/07/2007	08/10/2003	---	PAIRIS SA (CR)	0.76	-0.26 €	0.762	20/05/2026	0.786	0.74	0.8	0.76	0.757	48@0.744	2978@0.760	---	---	7,820	18	5,922.34	3,778.31	0.6	0.984	50203030
27,098,594	0.540	0.0702	0.0605	0.0909	21/04/2026	14/01/2021	---	PAPOUTSANIS (CR)	3.54	0.57 #	3.52	20/05/2026	3.54	3.46	3.59	3.54	3.524	439@3.48	250@3.58	---	2025	8,379	72	29,523.86	95,929.02	3.32	4.06	45201020
7,070,400	0.930	0.8645	0.3242	---	11/07/2025	06/05/2016	---	PETROPOULOS PETROS (CR)	8.02	-0.74 €	8.08	20/05/2026	8.16	8.02	8.18	8.02	8.118	180@8.02	150@8.06	---	---	25,585	19	207,702.80	56,704.61	7.58	8.98	50206015
43,741,452	0.660	0.2388	0.2391	0.07	19/01/2026	01/11/1999	---	THRACE PLASTICS SA (CR)	4.125	0.12 #	4.12	20/05/2026	4.145	4.11	4.15	4.125	4.127	77@4.11	998@4.13	---	---	11,238	42	46,374.24	180,433.49	3.55	4.535	50203015
21,912,599	0.300	0.0485	0.0483	---	29/04/2025	23/02/2007	---	REVOIL (CR)	1.625	2.20 #	1.59	20/05/2026	1.595	1.595	1.625	1.625	1.608	350@1.61	110@1.63	---	---	18,843	49	30,302.59	35,607.97	1.535	1.86	60101020
13,582,223	1.35	---	---	---	24/06/2008	02/02/2016	---	SIDMA STEEL (CR)	1.65	-0.30 €	1.655	20/05/2026	1.645	1.62	1.66	1.65	1.64	250@1.62	250@1.70	---	---	1,200	13	1,967.50	22,410.67	1.455	2.12	55102010
40,693,350	5.00	---	---	---	03/07/2006	26/05/2015	---	TECHNICAL OLYMPIC SA (CR)	2.37	1.28 #	2.34	20/05/2026	2.32	2.31	2.37	2.37	2.339	396@2.33	551@2.37	---	---	34,343	38	80,328.21	96,443.24	2.12	2.61	50206030
3,048,000	0.300	---	---	---	06/07/2007	01/06/2021	---	TZIRAKIAN PROFIL (CR)	1.945	-0.26 €	1.95	20/05/2026	1.94	1.92	1.97	1.92	1.947	300@1.91	919@1.92	---	2025	600						

Number of Outstanding Securities	Nominal Value	Dividends [1]			Date of Last Coupon		Note	Shares	Closing price	% change	Previous closing price/date	Open price	Price min	Price max	Last price	Avg price	Last Bid [7]	Last Ask [7]	P/E after tax	Year	Volume	Trades	Transactions Value[8]	Company Mkt Value (thou. €)	Year low	Year high	Sector[4]		
		2023	2024	2025	Dividend [2]	Right																							
11,943,624	0.540	0.15	0.165	---	01/07/2025	30/08/2019	---	FLEXOPACK SA (CR)	7.8	-5.45	€	8.25	20/05/2026	7.8	7.65	8.2	7.8	7.831	980@7.80	1@8.00	---	---	4,496	25	35,207.30	93,160.27	7.4	8.6	50203030
394,737,498	0.500	0.02	0.03	0.04	26/03/2026	28/12/2023	---	TRASTOR REAL EST. INV. CO.(CR)	0.99	---	↘	0.99	20/05/2026	0.99	0.986	1	0.99	0.993	1435@0.988	1500@0.994	---	2025	160,576	270	159,444.18	390,790.12	0.986	1.42	35102000
15,300,000	0.300	---	0.01	---	09/10/2025	13/12/1999	---	ATTICA PUBLICATIONS SA (CR)	1.265	0.40	#	1.26	20/05/2026	1.275	1.255	1.3	1.26	1.267	---	749@1.26	---	---	850	8	1,077.16	19,354.50	1.17	1.44	40301030
18,810,000	0.400	0.0381	0.0591	---	20/10/2025	14/11/2007	---	VARVERIS - MODA BAGNO SA (CR)	6.76	-2.59	€	6.94	20/05/2026	6.84	6.62	6.84	6.76	6.731	200@6.58	300@6.80	---	---	3,378	45	22,737.32	127,155.60	5.16	7.06	40401025
3,307,500	0.210	0.4	0.4	---	23/10/2025	30/11/2022	---	ELVE SA (CR)	5.8	0.87	#	5.75	20/05/2026	5.8	5.7	5.8	5.8	5.727	600@5.70	1821@5.80	---	2025	2,314	10	13,252.35	19,183.50	5	6.15	40204020
21,364,000	1.12	---	---	---	21/08/2023	08/03/2023	---	LAMPASA HOTEL SA (CR)	46.6	---	↘	46.6	20/05/2026	46.6	46.6	46.6	46.6	46.6	49@46.60	50@47.40	---	---	1	1	46.60	995,562.40	42.2	48.4	40501025
38,566,614	0.500	---	---	---	21/07/2008	07/07/2025	---	MOUZAKIS (CR)	0.484	---	↘	0.484	20/05/2026	---	---	---	---	---	5950@0.480	---	---	---	---	---	---	18,666.24	0.48	0.69	55101020
42,500,000	1.00	0.0383	0.0538	0.3714	06/05/2026	13/09/2023	---	MPLE KEDROS (CR)	4.41	0.23	#	4.4	20/05/2026	4.4	4.4	4.41	4.41	4.409	299@4.39	300@4.43	---	---	1,300	12	5,732.00	187,425.00	4.23	4.51	35102000
6,340,000	0.600	0.2	0.23	0.23	09/12/2025	11/01/2024	---	NAKAS MUSIC	3.46	---	↘	3.46	20/05/2026	3.4	3.4	3.46	3.42	3.429	2@3.40	68@3.44	---	---	130	6	445.80	21,936.40	3.24	3.92	40401030
27,379,200	0.980	0.5001	0.52	---	25/08/2025	29/08/2022	---	CRETE PLASTICS SA (CR)	14.8	---	↘	14.8	20/05/2026	---	---	---	---	---	173@14.90	350@15.80	---	---	---	---	---	405,212.16	13.2	15.9	50203015
255,494,534	2.71	0.247	0.705	0.216	15/12/2025	30/09/2021	---	PRODEA (CR)	5.7	1.79	#	5.6	20/05/2026	5.65	5.65	5.75	5.7	5.698	4690@5.65	7423@5.70	---	---	26,494	57	150,965.25	1,456,318.84	5.2	6.5	35102000
4,181,450	0.500	---	---	---	21/08/2000	05/03/2002	---	FLOUR MILLS SARANTOPOULOS SA	1.5	-8.54	€	1.64	20/05/2026	1.5	1.48	1.5	1.48	1.496	---	520@1.48	---	---	565	2	845.50	6,272.18	1.12	1.74	45102020

Exchange Traded Funds (ETFs)

1,380,078	---	---	---	---	15/06/2016	---	---	ALPHA ETF FTSE Athex Large Cap	58.01	1.03	#	57.42	20/05/2026	58.23	58.01	58.92	58.01	58.431	52@57.43	50@58.24	---	---	2,933	73	171,376.72	---	51.03	66.71	12003
-----------	-----	-----	-----	-----	------------	-----	-----	--------------------------------	-------	------	---	-------	------------	-------	-------	-------	-------	--------	----------	----------	-----	-----	-------	----	------------	-----	-------	-------	-------

Surveillance

8,321,682	0.670	---	---	---	17/08/2007	23/11/1999	---	N. LEVENTERIS (CR)	0.278	---	↘	0.278	20/05/2026	---	---	---	---	---	---	8617@0.276	---	2025	---	---	---	2,708.80	0.252	0.32	55102010
2,160,524	0.670	---	---	---	03/12/2018	23/11/1999	---	N. LEVENTERIS (PR)	0.183	---	↘	0.183	20/05/2026	0.18	0.18	0.18	0.18	0.18	---	1389@0.180	---	2025	111	1	19.98	2,708.80	0.165	0.2	55102010
24,319,250	0.300	---	---	---	09/07/2002	04/07/2007	5165	PRODEFTIKH SA (CR)	0.238	-2.46	€	0.244	20/05/2026	0.244	0.238	0.244	0.238	0.241	11000@0.236	500@0.240	---	---	64,767	28	15,522.25	5,787.98	0.238	0.5	50101010

Suspension Status

13,191,620	0.620	---	---	---	04/08/2010	09/09/2002	5232	YALCO - CONSTANTINOU (CR)	0.16	---	↘	0.16	30/05/2025	---	---	---	---	---	---	26032@0.162	---	---	---	---	---	---	2,110.66	0.16	0.16	40202020
17,579,754	4.16	---	---	---	18/08/2006	02/08/2010	---	BIOTER SA (CR)	0.206	---	↘	0.206	30/05/2025	---	---	---	---	---	---	---	---	---	---	---	---	---	3,621.43	0.206	0.206	50101010
3,961,300	1.28	---	---	---	29/06/2004	03/08/2000	5248	DUROS SA (CR)	0.25	---	↘	0.25	24/04/2023	---	---	---	---	---	---	---	---	---	---	---	---	---	990.33	0.25	0.25	40204020
15,842,391	1.51	---	---	---	15/07/2009	12/05/2000	5141	BITROS HOLDING SA (CR)	0.51	---	↘	0.51	30/05/2025	---	---	---	---	---	---	---	---	---	---	---	---	---	8,079.62	0.51	0.51	55102010
28,438,268	0.070	---	---	---	21/08/2006	24/11/1999	5253	SPIROY AGRICULTURE SA (CR)	0.138	---	↘	0.138	30/05/2025	---	---	---	---	---	---	---	---	---	---	---	---	---	3,924.48	0.138	0.138	45102010

Shares' Notes

Code	Note text
()	- Adjusted dividends.
*	- Last adjusted closing price.
[1]	- Net dividends.
[2]	- The "Date of Last Coupon" for New listings refers to the date company's stocks started to trade in Athex
[3]	- The Company Market Value is referred to the number of outstanding shares
[4]	- Sectors codification can be found in Appendix A
[5]	- The Market Value refers to the total number of shares listed (including their several classes) in the exchange by the company.
[6]	- P/E greater than 100
[7]	- Last view of the Order Book before the end of the trading session
[8]	- All Blocks Methods' Transactions Value are included.
5141	- Transfer to the Surveillance Category as of 10/05/2017.
5160	- Transfer to the Surveillance Category as of 15/04/2016.
5165	- Transfer to the Surveillance Category as of 15/02/2018.
5193	- Transfer to the Surveillance Category as of 25/10/2018.
5232	- Transfer to the Under Surveillance Category from 08/04/2011.
5248	- Transfer to the Surveillance Category as of 06/09/20116.
5253	- Transfer to the Surveillance Category as of 14/5/2021.

Securities Blocks Details

Securities	Block Volume	Price	Block Trade Value	Time of approval	Note
GEK TERNA (CR)	7,850	40.52	318,082.00	10:30:47	20
PROFILE SA (CR)	30,000	6.80	204,000.00	10:33:17	20
EUROBANK (CR)	117,000	3.70	432,900.00	10:35:57	20
GEK TERNA (CR)	11,327	40.48	458,516.96	10:39:43	20
PPC (CR)	100,000	20.98	2,098,000.00	10:44:14	20
PPC (CR)	200,000	20.51	4,102,000.00	10:44:17	20
PPC (CR)	200,000	20.56	4,112,000.00	10:49:37	20
EUROBANK (CR)	500,000	3.71	1,855,000.00	10:50:00	20
PPC (CR)	26,088	20.54	535,847.52	10:58:09	20
PPC (CR)	23,912	20.62	493,065.44	11:01:35	20
EUROBANK (CR)	130,789	3.71	485,488.77	11:02:07	20
PPC (CR)	76,088	20.62	1,568,934.56	11:07:29	20
PPC (CR)	40,000	20.54	821,600.00	11:08:33	20
PPC (CR)	40,000	20.52	820,800.00	11:08:34	20
PPC (CR)	33,238	21.52	715,281.76	12:31:05	20
PIRAEUS BANK (CR)	150,000	8.59	1,289,100.00	12:38:08	20
PPC (CR)	40,000	21.27	850,800.00	13:08:48	20
PIRAEUS BANK (CR)	750,000	8.55	6,412,500.00	13:15:27	20
ALTER EGO MEDIA (CR)	167,500	5.55	929,625.00	13:19:11	20
ALTER EGO MEDIA (CR)	167,500	5.55	929,625.00	13:19:43	20
PETROPOULOS PETROS (CR)	21,725	8.12	176,407.00	13:32:55	20
GEK TERNA (CR)	10,000	39.70	397,000.00	13:53:18	20
ATHENS INTL AIRPORT (CR)	120,000	10.09	1,210,800.00	14:25:56	20
NATIONAL BANK (CR)	161,596	14.07	2,273,655.72	14:26:57	20
EUROBANK (CR)	250,000	3.69	922,500.00	15:31:44	20
QUEST HOLDINGS (CR)	20,000	7.02	140,400.00	15:37:09	20
QUEST HOLDINGS (CR)	43,000	7.02	301,860.00	15:54:19	20
PPC (CR)	38,453	21.12	812,127.36	16:11:45	20
PPC (CR)	43,196	21.07	910,139.72	16:13:12	20
THESSALONIKA WATER & SEWERAGE	144	4.50	648.00	16:15:49	18
JUMBO SA (CR)	20,000	22.14	442,800.00	16:43:58	20
JUMBO SA (CR)	50,000	22.14	1,107,000.00	16:45:43	20
PPC (CR)	24,602	21.04	517,626.08	16:54:29	20
PPC (CR)	478,876	21.14	10,123,438.64	16:59:20	20
NATIONAL BANK (CR)	329,663	14.06	4,633,413.47	17:00:31	20
PPC (CR)	2,290,196	18.63	42,666,351.48	17:03:16	20
PPC (CR)	2,391,870	18.63	44,560,538.10	17:05:58	20

Blocks Notes

- 9 - Method 6-1 / Special Fees
- 10 - Method 6-1 / Special Fees, SDS
- 14 - Method 6-3 / Settlement, Incomplete Buy and Sell
- 18 - Method 6-2 / SPOT 1
- 19 - Method 6-2 / SPOT 2
- 20 - Method 6-1 and Method 6-1 Same Day Settlement
- 21 - Other Pre-agreed

Securities Blocks Details

Securities	Block Volume	Price	Block Trade Value	Time of approval	Note
PPC (CR)	919,217	18.63	17,125,012.71	17:07:17	20
JUMBO SA (CR)	37,000	22.16	819,920.00	17:10:48	20
JUMBO SA (CR)	60,000	22.16	1,329,600.00	17:11:44	20
PPC (CR)	1,000,000	18.63	18,630,000.00	17:11:48	20
PPC (CR)	2,688,392	18.63	50,084,742.96	17:12:04	20
OTE (CR)	42,500	18.70	794,750.00	17:12:30	20
PPC (CR)	2,129,542	18.63	39,673,367.46	17:12:57	20
PPC (CR)	1,000,000	18.63	18,630,000.00	17:13:06	20
PPC (CR)	1,000,000	18.63	18,630,000.00	17:14:10	20

Blocks Notes

- 9 - Method 6-1 / Special Fees
- 10 - Method 6-1 / Special Fees, SDS
- 14 - Method 6-3 / Settlement, Incomplete Buy and Sell
- 18 - Method 6-2 / SPOT 1
- 19 - Method 6-2 / SPOT 2
- 20 - Method 6-1 and Method 6-1 Same Day Settlement
- 21 - Other Pre-agreed

Shares Rights Details

Occured date	Exercise from	Exercise until	Trading until	Rights	Price min	Price max	Closing price	Last Bid	Last Ask	Volume	Trades	Transactions Value
--------------	---------------	----------------	---------------	--------	-----------	-----------	---------------	----------	----------	--------	--------	--------------------

No Rights Transactions.

Forced Sales Details

Securities	Category of Security	Transactions Volume	Number of Trades	Transactions Value	Note
------------	----------------------	------------------------	---------------------	-----------------------	------

No Forced Transactions.

Forced Sales Notes

- 1 - Compulsory Public Forced Sales
- 2 - Forced Sales of Fixed Registered Shares
- 3 - Forced Sales of Remaining Fractional Shares

Exchange Traded Funds (ETFs) Characteristics

	Transactions Date (T)	Creation / Redemption	Units (T-1)	New Units (T-1)	Redemption Units (T-1)	Units (T) [1]	Fund Assets [2]	Net Unit Price	Dividend per Unit	Dividend Date
ALPHA ETF FTSE Athex Large Cap	21/05/2026	5,000	1,380,078	---	---	1,380,078	78,590,700.00	56.9466	1.15	01/07/2025

ETFs Notes

[1] - Units (T) = Units (T-1) + New Units (T-1) - Redemption Units (T-1)

[2] - The Creation / Redemption Units of T-1 are included.

Non Convertible Corporate Bonds - Regulated Market

Num Listed Bonds	Nominal price	Issue price	Today's Rate	Exp. Date	Duration (years)	Note	Coupon		Trading Unit	Corporate Bonds	Accrued Int.	Yield.T.Mat	Price min	Price max	Closing price	Previous closing price/date	Volume	Transactions Value	Last order		Date	ear min	Year max	
							Common	Preferred											Price	Buy / Sell				
250,000	1,000.00	1,000.00	3.75	25/02/2033	7	---	1	---	1	CAPITAL CLEAN ENERGY CARRIERS CORP. (Non Convert)	9.2708	4.1510	97.5000	97.9900	97.6622	97.4000	20/05/2026	162,000	159,714.58	97.5500	B	21/05/2026	95.0002	99.9895
320,000	1,000.00	1,000.00	3.40	21/07/2027	7	---	12	---	1	LAMDA DEVELOPMENT S.A. (Non Convertible)	11.7111	3.2330	99.2050	99.6700	99.4497	99.4710	20/05/2026	16,000	16,099.33	99.2000	B	21/05/2026	97.5000	100.0000
200,000	1,000.00	1,000.00	1.90	23/03/2028	7	---	11	---	1	MOTOR OIL CORINTH REFINERIES SA (Non Convertible)	3.3250	3.5430	96.1500	97.1000	96.5060	95.9990	20/05/2026	116,000	112,332.70	96.6500	B	21/05/2026	95.0000	98.0000
150,000	1,000.00	1,000.00	2.60	22/10/2026	7	---	14	---	1	TERNA ENERGY FINANCE S.A. (Non Convertible)	2.3833	3.2250	---	---	---	99.5000	20/05/2026	---	---	99.7000	B	21/05/2026	98.4189	99.7900
100,000	1,000.00	1,000.00	2.80	25/01/2027	5	---	9	---	1	PREMIA S.A. (Non Convertible)	9.2556	4.4860	98.5000	98.5000	98.5000	98.4000	20/05/2026	3,000	2,982.77	98.5100	B	21/05/2026	97.7000	99.5000
500,000	1,000.00	1,000.00	4.00	10/07/2030	7	---	6	---	1	METLEN ENERGY & METALS S.A. (Non Convertible)	14.7778	3.5990	99.3401	99.9500	99.9374	99.6000	20/05/2026	231,000	233,600.29	99.5100	B	21/05/2026	98.3000	101.4000
99,697	1,000.00	1,000.00	5.50	15/12/2028	5	---	5	---	1	IDEAL HOLDINGS S.A. (Non Convertible)	24.5972	3.7680	102.9000	102.9000	102.9000	102.6500	20/05/2026	2,000	2,107.19	102.5000	B	21/05/2026	101.4645	104.1000
500,000	1,000.00	1,000.00	3.80	18/11/2032	7	---	2	---	1	LAMDA DEVELOPMENT S.A. (Non convertible)	0.7389	4.0670	98.0000	98.2500	98.2000	98.3000	20/05/2026	100,000	98,231.69	97.8000	B	21/05/2026	96.6500	99.9999
140,000	1,000.00	1,000.00	4.70	15/12/2030	5	---	1	---	1	AKTOR S.A. (Non convertible)	21.0194	3.8220	103.1495	103.1495	103.1495	101.7050	20/05/2026	2,000	2,105.03	101.8010	B	21/05/2026	100.6000	103.4900
500,000	1,000.00	1,000.00	2.75	03/07/2027	7	---	12	---	1	GEK TERNA S.A. (Non Convertible)	10.6944	3.2660	98.5000	99.0000	98.8500	98.6250	20/05/2026	163,000	162,774.15	98.8500	B	21/05/2026	97.7500	99.5000
150,000	1,000.00	1,000.00	4.10	08/04/2033	7	---	1	---	1	PREMIA REIC (Non Convertible)	5.3528	4.4310	---	---	---	98.1200	20/05/2026	---	---	98.7001	B	21/05/2026	98.1200	100.3700
250,000	1,000.00	1,000.00	3.70	04/07/2032	7	---	2	---	1	AEGEAN AIRLINES S.A. (Non Convertible)	14.3889	3.6480	99.5000	99.7000	99.6549	99.9900	20/05/2026	42,000	42,456.31	98.1102	B	21/05/2026	98.0875	102.0999
300,000	1,000.00	1,000.00	2.30	20/07/2028	7	---	10	---	1	PRODEA REIC S.A.(Non Convertible)	7.9861	2.8050	98.1010	98.7400	98.3000	98.1000	20/05/2026	133,000	131,747.58	98.2500	B	21/05/2026	95.0000	99.9510
250,000	1,000.00	1,000.00	2.45	16/11/2028	7	---	10	---	1	ELVALHALCOR S.A. (Non Convertible)	0.4764	3.5830	96.2500	97.0000	96.4432	96.2500	20/05/2026	44,000	42,455.96	96.3000	B	21/05/2026	94.9873	99.0000
120,000	1,000.00	1,000.00	2.65	06/12/2028	7	---	9	---	1	NOVAL PROPERTY REIC (Non Convertible)	12.3667	3.6830	96.5000	96.5500	96.5233	96.1500	20/05/2026	43,000	42,036.79	96.5000	B	21/05/2026	95.0000	99.9900
300,000	1,000.00	1,000.00	2.30	14/12/2028	7	---	9	---	1	GEK TERNA S.A. (Non Convertible)	10.2861	3.5870	96.0000	96.0500	96.0485	95.9500	20/05/2026	103,000	99,989.47	96.0000	B	21/05/2026	95.0000	97.2100
100,000	1,000.00	1,000.00	2.95	11/02/2027	5	---	9	---	1	SAFE BULKERS PARTICIPATIONS PLC (Non Convertible)	8.4403	3.4770	99.3000	99.3500	99.3000	99.3500	20/05/2026	17,000	17,026.48	99.3000	B	21/05/2026	97.8500	99.9201
100,000	1,000.00	1,000.00	4.40	26/07/2029	7	---	8	---	1	CPLP SHIPPING HOLDINGS PLC (Non Convertible)	14.5444	3.7590	99.7000	100.0000	100.0000	99.9300	20/05/2026	37,000	37,487.14	99.8000	B	21/05/2026	99.9297	102.8500
200,000	1,000.00	1,000.00	4.25	23/01/2029	5	---	5	---	1	AUTOHELLAS S.A. (Non Convertible)	14.4028	3.8370	100.0000	100.4598	100.0707	100.0730	20/05/2026	13,000	13,196.43	100.0000	B	21/05/2026	99.5000	102.0000

Corporate Bonds Notes

Transactions Volume = (Pieces) * (Nominal Price). Transactions Value = (Pieces) * (Nominal Price) * (price %) + (Accrued interest).

The price of a Bond is stated as a percentage (%) of Bond's Nominal Price.

Nominal Price in Euros (€), except if it is noted differently.

Non Convertible Corporate Bonds - Regulated Market

Num Listed Bonds	Nominal price	Issue price	Today's Rate	Exp. Date	Duration (years)	Note	Coupon		Trading Unit	Corporate Bonds	Accrued Int.	Yield.T.Mat	Price min	Price max	Closing price	Previous closing price/date	Volume	Transactions Value	Last order			ear min	Year max	
							Common	Preferred											Price	Buy / Sell	Date			
130,000	1,000.00	1,000.00	6.00	27/02/2029	5	---	5	---	1	INTRALOT S.A. (Non Convertible)	14.5000	4.2330	102.0000	103.0000	103.0000	102.0010	20/05/2026	19,000	19,671.50	102.0001	B	21/05/2026	101.0000	104.5000
500,000	1,000.00	1,000.00	3.20	29/09/2032	7	---	2	---	1	GEK TERNA S.A. (Non Convertible)	4.9778	3.8950	96.0000	96.0000	96.0000	96.0000	20/05/2026	92,000	88,777.96	96.0000	B	21/05/2026	94.0000	99.3790

Corporate Bonds Notes

Transactions Volume = (Pieces) * (Nominal Price). Transactions Value = (Pieces) * (Nominal Price) * (price %) + (Accrued interest).

The price of a Bond is stated as a percentage (%) of Bond's Nominal Price.

Nominal Price in Euros (€), except if it is noted differently.

Government Bonds

Number Listed Bonds	Nominal price	Today's Rate	Accrued Interest Calc	Exp. Date [1]	Duration (years)	Note	Coupons Date	Curr. coupon value	Trading Unit	Government Bonds	Price min	Price max	Closing price	Previous closing price/date	Volume	Transactions Value	Price	Last order Buy / Sell	Date
4,000,000	1,000.00	4.13	Actual/Actual	15/06/2054	30	---	15/06	4.13	1	GGB-FXD-150654-30Y-4.125-1.000	---	---	---	---	---	---	---	---	---
4,700,000	1,000.00	1.88	Actual/Actual	04/02/2035	15	---	04/02	1.88	1	GGB-FXD-040235-15Y-1.875-1.000	---	---	---	---	---	---	---	---	---
6,000,000	1,000.00	0.75	Actual/Actual	18/06/2031	10	---	18/06	0.75	1	GGB-FXD-180631-10Y-0.750-1.000	---	---	---	---	---	---	---	---	---
3,600,000	1,000.00	3.88	Actual/Actual	15/06/2028	5	---	15/06	3.88	1	GGB-FXD-150628-05Y-3.875-1.000	---	---	---	---	---	---	---	---	---
5,962,747,327	1.00	3.75	Actual/Actual	30/01/2028	10	---	/02 - 02/02 - 31/	3.75	1	GGB-FXD-300128-10Y-3.750-1.000	---	---	---	85.4610 13/07/2018	---	---	1.0000	B	28/11/2018
7,067,309,386	1.00	3.90	Actual/Actual	30/01/2033	15	---	/02 - 02/02 - 31/	3.90	1	GGB-FXD-300133-15Y-3.900-1.000	---	---	---	78.6730 13/07/2018	---	---	1.0000	B	28/11/2018
5,622,848,349	1.00	4.00	Actual/Actual	30/01/2037	19	---	/02 - 02/02 - 31/	4.00	1	GGB-FXD-300137-19Y-4.000-1.000	---	---	---	77.0370 13/07/2018	---	---	1.0000	B	28/11/2018
5,476,770,669	1.00	4.20	Actual/Actual	30/01/2042	24	---	/02 - 02/02 - 31/	4.20	1	GGB-FXD-300142-24Y-4.200-1.000	---	---	---	77.7640 13/07/2018	---	---	1.0000	B	28/11/2018
4,950,000	1,000.00	3.38	Actual/Actual	15/06/2034	10	---	15/06	3.38	1	GGB-FXD-150634-10Y-3.375-1.000	---	---	---	---	---	---	---	---	---
41,118,344	1.00	4.30	Actual/Actual	24/02/2027	15	---	24/02	4.30	1	GGB-FXD-240227-15Y-2.000-1.000	---	---	---	10.0000 22/06/2015	---	---	---	---	---
45,137,734	1.00	4.30	Actual/Actual	24/02/2028	16	---	24/02	4.30	1	GGB-FXD-240228-16Y-2.000-1.000	---	---	---	10.0000 22/06/2015	---	---	---	---	---
61,768,888	1.00	4.30	Actual/Actual	24/02/2029	17	---	24/02	4.30	1	GGB-FXD-240229-17Y-2.000-1.000	---	---	---	10.0000 22/06/2015	---	---	---	---	---
54,567,744	1.00	4.30	Actual/Actual	24/02/2030	18	---	24/02	4.30	1	GGB-FXD-240230-18Y-2.000-1.000	---	---	---	10.0000 22/06/2015	---	---	---	---	---
37,541,515	1.00	4.30	Actual/Actual	24/02/2031	19	---	24/02	4.30	1	GGB-FXD-240231-19Y-2.000-1.000	---	---	---	10.0000 22/06/2015	---	---	---	---	---
37,558,317	1.00	4.30	Actual/Actual	24/02/2032	20	---	24/02	4.30	1	GGB-FXD-240232-20Y-2.000-1.000	---	---	---	10.0000 22/06/2015	---	---	---	---	---
37,473,732	1.00	4.30	Actual/Actual	24/02/2033	21	---	24/02	4.30	1	GGB-FXD-240233-21Y-2.000-1.000	---	---	---	10.0000 22/06/2015	---	---	---	---	---
33,888,293	1.00	4.30	Actual/Actual	24/02/2034	22	---	24/02	4.30	1	GGB-FXD-240234-22Y-2.000-1.000	---	---	---	10.0000 22/06/2015	---	---	---	---	---
35,177,800	1.00	4.30	Actual/Actual	24/02/2035	23	---	24/02	4.30	1	GGB-FXD-240235-23Y-2.000-1.000	---	---	---	10.0000 22/06/2015	---	---	---	---	---
35,547,268	1.00	4.30	Actual/Actual	24/02/2036	24	---	24/02	4.30	1	GGB-FXD-240236-24Y-2.000-1.000	---	---	---	10.0000 22/06/2015	---	---	---	---	---
40,246,306	1.00	4.30	Actual/Actual	24/02/2037	25	---	24/02	4.30	1	GGB-FXD-240237-25Y-2.000-1.000	---	---	---	10.0000 22/06/2015	---	---	---	---	---
37,643,952	1.00	4.30	Actual/Actual	24/02/2038	26	---	24/02	4.30	1	GGB-FXD-240238-26Y-2.000-1.000	---	---	---	10.0000 22/06/2015	---	---	---	---	---
36,977,100	1.00	4.30	Actual/Actual	24/02/2039	27	---	24/02	4.30	1	GGB-FXD-240239-27Y-2.000-1.000	---	---	---	10.0000 22/06/2015	---	---	---	---	---
41,615,000	1.00	4.30	Actual/Actual	24/02/2040	28	---	24/02	4.30	1	GGB-FXD-240240-28Y-2.000-1.000	---	---	---	10.0000 22/06/2015	---	---	---	---	---
42,227,208	1.00	4.30	Actual/Actual	24/02/2041	29	---	24/02	4.30	1	GGB-FXD-240241-29Y-2.000-1.000	---	---	---	10.0000 22/06/2015	---	---	---	---	---
68,288,487	1.00	4.30	Actual/Actual	24/02/2042	30	---	24/02	4.30	1	GGB-FXD-240242-30Y-2.000-1.000	---	---	---	10.0000 22/06/2015	---	---	---	---	---
4,700,000	1,000.00	3.88	Actual/Actual	12/03/2029	10	---	12/03	3.88	1	GGB-FXD-120329-10Y-3.875-1.000	---	---	---	---	---	---	100.0000	B	15/10/2019
5,500,000	1,000.00	1.50	Actual/Actual	18/06/2030	10	---	18/06	1.50	1	GGB-FXD-180630-10Y-1.500-1.000	---	---	---	---	---	---	---	---	---
5,500,000	1,000.00	4.38	Actual/Actual	18/07/2038	15	---	18/07	4.38	1	GGB-FXD-180738-15Y-4.375-1.000	---	---	---	---	---	---	---	---	---
40,000	1,000.00	2.72	FLR Actual/360	18/09/2026	1	---	18/09 - 18/03	---	1	GGB-FLT-180926-01Y-2.717-1.000	---	---	---	---	---	---	---	---	---
4,550,000	1,000.00	3.38	Actual/Actual	16/06/2036	10	---	16/06	3.38	1	GGB-FXD-160636-10Y-3.375-1000.00	---	---	---	---	---	---	---	---	---
5,364,250	1,000.00	3.25	Actual/Actual	20/03/2050	30	---	20/03	3.25	1	GGB-FXD-200350-30Y-3.250-1.000	---	---	---	---	---	---	---	---	---
4,500,000	1,000.00	3.63	Actual/Actual	15/06/2035	10	---	15/06	3.63	1	GGB-FXD-150635-10Y-3.625-1000.00	---	---	---	---	---	---	---	---	---
3,924,361	1,000.00	2.00	Actual/Actual	22/04/2027	7	---	22/04	2.00	1	GGB-FXD-220427-07Y-2.000-1.000	---	---	---	---	---	---	99.9000	B	22/04/2020
2,298,012	1,000.00	1.88	Actual/Actual	23/07/2026	7	---	23/07	1.88	1	GGB-FXD-230726-07Y-1.875-1.000	---	---	---	---	---	---	---	---	---
4,900,000	1,000.00	4.25	Actual/Actual	15/06/2033	10	---	15/06	4.25	1	GGB-FXD-150633-10Y-4.250-1.000	---	---	---	---	---	---	---	---	---

Government Bonds Notes

Transactions Volume = (Pieces) * (Nominal Price). Transactions Value = (Pieces) * (Nominal Price) * (price %) + (Accrued interest).

The Value of current coupon for the issues with NV 0.01 euro refers to NV 100 euros

FLR: Floating Interest Rate.

[1] - The Expiration Date of the interest bearing period and the Date for coupon payment.

Government Bonds

Number Listed Bonds	Nominal price	Today's Rate	Accrued Interest Calc	Exp. Date [1]	Duration (years)	Note	Coupons Date	Curr. coupon value	Trading Unit	Government Bonds	Price min	Price max	Closing price	Previous closing price/date	Volume	Transactions Value	Price	Last order Buy / Sell	Date
3,500,000	1,000.00	1.88	Actual/Actual	24/01/2052	30	---	24/01	1.88	1	GGB-FXD-240152-30Y-1.875-1.000	---	---	---	---	---	---	---	---	---
3,700,000	1,000.00	1.75	Actual/Actual	18/06/2032	10	---	18/06	1.75	1	GGB-FXD-180632-10Y-1.750-1.000	---	---	---	---	---	---	---	---	---
2,200,000	1,000.00	1.13	FLR Actual/360	15/12/2027	5	---	- 15/03 - 15/09 -	---	1	GGB-FLT-151227-05Y-1.130-1.000	---	---	---	---	---	---	102.1600	B	30/12/2022

Government Bonds Notes

Transactions Volume = (Pieces) * (Nominal Price). Transactions Value = (Pieces) * (Nominal Price) * (price %) + (Accrued interest).

The Value of current coupon for the issues with NV 0.01 euro refers to NV 100 euros

FLR: Floating Interest Rate.

[1] - The Expiration Date of the interest bearing period and the Date for coupon payment.

Treasury Bills & Zero Coupon Government Bonds

Issue Date	13-Week Maturity									26-Week Maturity									52-Week Maturity								
	Exp. Date	Initial Rate	Num Listed Bonds	Nominal price	Issue price	Last Trade Price	Last Trade Date	Volume Traded	Note	Exp. Date	Initial Rate	Num Listed Bonds	Nominal price	Issue price	Last Trade Price	Last Trade Date	Volume Traded	Note	Exp. Date	Initial Rate	Num Listed Bonds	Nominal price	Issue price	Last Trade Price	Last Trade Date	Volume Traded	Note
06/06/2025	---	---	---	---	---	---	---	---	---	---	---	---	---	---	---	---	---	---	06/06/2026	1.84	600,000	1,000.00	981.74	---	---	---	---
05/09/2025	---	---	---	---	---	---	---	---	---	---	---	---	---	---	---	---	---	---	04/09/2026	1.97	600,000	1,000.00	0.00	---	---	---	---
05/12/2025	---	---	---	---	---	---	---	---	---	---	---	---	---	---	---	---	---	---	04/12/2026	2.03	600,000	1,000.00	997.90	---	---	---	---
06/03/2026	---	---	---	---	---	---	---	---	---	---	---	---	---	---	---	---	---	---	05/03/2027	1.97	500,000	1,000.00	980.45	---	---	---	---

Bonds in Circulation	Currency / Min nominal traded Value	Coupons Payment Date	Current Coupon Value	Note	Coupon	Trading Unit	Issue Date	Duration (years)	Today's Interest	A.I.C in days	Bonds	Last price of previous days		Last Outcry in Cash (euro)		Trades in Pieces	Life min	Life Max	
												Price	Buy / Sell	Price	Buy / Sell				
Corporate Bonds in Foreign Currency and Euro																			
103,746	GBP / 10	01/12	0.25	---	67	1	01/12/1930	98	2.5	360	National Mortgage Bank	2.27	05/02/1996	2.27	S	05/02/1996	---	2.27	2.27
0	GBP / 10	01/12	0.25	---	69	1	01/12/1928	100	2.5	360	National Mortgage Bank	---	---	---	---	---	---	---	---

Government Bonds Notes

A.I.C: Accrued Interest Calculation base.

FLR: Floating Interest Rate.

The minimum tradeable Nominal Value for all Demeterialised Government Titles is 100 Euros.

(μτφρ-0)

Underlying Asset				Derivatives Market													
Price max	Price min	Closing price	change	Delivery Month	Open price	Price max	Price min	Last price	Closing price	Last Bid	Last Ask	Fixing price*	Life high	Life low	Trades	Volume	Open Interest
FTSE/Athex Large Cap				(Trade Unit: 1 Index Point x 2E, Cash Settlement)													
5,792.97	5,628.94	5,752.31	2.19%	June 2026	5,659.00	5,755.00	5,659.00	5,710.00	5,710.00	---	---		5,868.00	---	257	1,347	6,455
				July 2026	5,639.25	5,711.00	5,639.25	5,655.50	5,655.50	---	---		5,758.25	---	13	46	61
				August 2026	---	---	---	---	5,658.00	---	---		---	---	---	---	---
				September 2026	---	---	---	---	5,666.75	---	---		---	---	---	---	---
				December 2026	---	---	---	---	5,695.25	---	---		---	---	---	---	---
				March 2027	---	---	---	---	5,723.75	---	---		---	---	---	---	---
FTSE/Athex Banks				(Trade Unit: 1 Index Point x 15E, Cash Settlement)													
2,590.72	2,485.08	2,562.44	3.11%	June 2026	2,546.00	2,546.00	2,534.25	2,534.25	2,534.25	---	---		2,708.00	---	5	90	3,384
				September 2026	---	---	---	---	2,501.75	---	---		---	---	---	---	---
				December 2026	---	---	---	---	2,514.25	---	---		---	---	---	---	---
				March 2027	---	---	---	---	2,527.00	---	---		---	---	---	---	---
MSCI GREECE REBASED				(Trade Unit: 1 Index Point x 2E, Cash Settlement)													
9,117.24	8,734.50	9,029.87	3.38%	June 2026	8,936.25	8,936.25	8,936.25	8,936.25	8,936.25	---	---		9,252.00	---	3	30	---
				July 2026	8,891.25	8,891.25	8,891.25	8,891.25	8,891.25	---	---		8,891.25	---	3	30	---
				August 2026	---	---	---	---	8,779.75	---	---		---	---	---	---	---
				September 2026	---	---	---	---	8,793.25	---	---		---	---	---	---	---
				October 2026	---	---	---	---	8,806.75	---	---		---	---	---	---	---
				November 2026	---	---	---	---	8,823.75	---	---		---	---	---	---	---
				December 2026	---	---	---	---	8,837.25	---	---		---	---	---	---	---
				March 2027	---	---	---	---	8,881.50	---	---		---	---	---	---	---

Derivatives notes - <https://athens.euronext.com/en/market-data/statistics/eod-closing-prices>

Fixing prices and final open positions can be retrieved from the following path <https://athens.euronext.com/en/market-data/statistics/eod-closing-prices>

Underlying Asset				Derivatives Market													
Price max	Price min	Closing price	change	Delivery Month	Open price	Price max	Price min	Last price	Closing price	Last Bid	Last Ask	Fixing price*	Life high	Life low	Trades	Volume	Open Interest
ADMIE (IPTO) HOLDING S.A. (CR)				(Contract Size: 100 Securities, Physical Delivery)													
3.4	3.245	3.385	3.83%	June 2026	3.29	3.41	3.28	3.38	3.38	---	---	---	3.41	---	45	760	10,384
				September 2026	3.35	3.35	3.35	3.35	3.35	---	---	---	3.35	---	1	21	22
				December 2026	---	---	---	---	3.30	---	---	---	---	---	---	---	---
				March 2027	---	---	---	---	3.31	---	---	---	---	---	---	---	---
AEGEAN AIRLINES (CR)				(Contract Size: 100 Securities, Physical Delivery)													
11.39	11.11	11.32	0.80%	June 2026	11.28	11.43	11.17	11.36	11.36	---	---	---	15.15	---	73	376	2,985
				September 2026	---	---	---	---	11.31	---	---	---	---	---	---	---	---
				December 2026	---	---	---	---	11.36	---	---	---	---	---	---	---	---
				March 2027	---	---	---	---	11.42	---	---	---	---	---	---	---	---
AKTOR S.A. HOLDING CO. (CR)				(Contract Size: 100 Securities, Physical Delivery)													
10.42	10.16	10.24	-0.58%	June 2026	10.40	10.40	10.26	10.27	10.27	---	---	---	11.56	---	40	146	103,328
				September 2026	---	---	---	---	10.37	---	---	---	---	---	---	---	---
				December 2026	---	---	---	---	10.42	---	---	---	---	---	---	---	---
				March 2027	---	---	---	---	10.47	---	---	---	---	---	---	---	---
Allwyn AG (CR)				(Contract Size: 100 Securities, Physical Delivery)													
12.22	11.8	12.175	3.35%	June 2026	12.00	12.26	11.88	12.14	12.14	---	---	---	15.54	---	165	688	11,057
				September 2026	---	---	---	---	11.86	---	---	---	---	---	---	---	---
				December 2026	---	---	---	---	11.92	---	---	---	---	---	---	---	---
				March 2027	---	---	---	---	11.98	---	---	---	---	---	---	---	---
ALPHA BANK (CR)				(Contract Size: 100 Securities, Physical Delivery)													
3.618	3.524	3.53	0.43%	June 2026	3.57	3.63	3.52	3.54	3.54	---	---	---	4.50	---	436	11,485	61,448
				September 2026	3.56	3.56	3.53	3.53	3.53	---	---	---	3.62	---	4	103	28
				December 2026	---	---	---	---	3.56	---	---	---	---	---	---	---	---
				March 2027	---	---	---	---	3.57	---	---	---	---	---	---	---	---
ATHENS INTL AIRPORT (CR)				(Contract Size: 100 Securities, Physical Delivery)													
10.15	9.965	10	-0.30%	June 2026	10.07	10.07	10.07	10.07	10.07	---	---	---	11.47	---	1	10	304
				September 2026	---	---	---	---	10.10	---	---	---	---	---	---	---	---
				December 2026	---	---	---	---	10.15	---	---	---	---	---	---	---	---
				March 2027	---	---	---	---	10.20	---	---	---	---	---	---	---	---
AUTOHELLAS SA (CR)				(Contract Size: 100 Securities, Physical Delivery)													
10.94	10.76	10.82	0.19%	June 2026	---	---	---	---	10.10	---	---	---	11.60	---	---	---	123
				September 2026	---	---	---	---	10.87	---	---	---	---	---	---	---	---
				December 2026	---	---	---	---	10.93	---	---	---	---	---	---	---	---
				March 2027	---	---	---	---	10.98	---	---	---	---	---	---	---	---

Derivatives notes - <https://athens.euronext.com/en/market-data/statistics/eod-closing-prices>

Fixing prices and final open positions can be retrieved from the following path <https://athens.euronext.com/en/market-data/statistics/eod-closing-prices>

Underlying Asset				Derivatives Market													
Price max	Price min	Closing price	change	Delivery Month	Open price	Price max	Price min	Last price	Closing price	Last Bid	Last Ask	Fixing price*	Life high	Life low	Trades	Volume	Open Interest
AVAX S.A. (CR)				(Contract Size: 100 Securities, Physical Delivery)													
3.525	3.445	3.45	0.00%	June 2026	3.52	3.54	3.49	3.50	3.50	---	---	---	3.75	---	5	20	3,462
				September 2026	---	---	---	---	3.47	---	---	---	---	---	---	---	---
				December 2026	---	---	---	---	3.49	---	---	---	---	---	---	---	---
				March 2027	---	---	---	---	3.51	---	---	---	---	---	---	---	---
BALLY'S INTRALOT (CR)				(Contract Size: 100 Securities, Physical Delivery)													
1.128	1.107	1.119	-0.09%	June 2026	1.13	1.13	1.11	1.13	1.13	---	---	---	1.16	---	51	1,629	1,359,236
				September 2026	---	---	---	---	1.13	---	---	---	---	---	---	---	---
				December 2026	---	---	---	---	1.13	---	---	---	---	---	---	---	---
				March 2027	---	---	---	---	1.14	---	---	---	---	---	---	---	---
BANK OF CYPRUS (CR)				(Contract Size: 100 Securities, Physical Delivery)													
9.525	9.32	9.41	0.97%	June 2026	---	---	---	---	8.83	---	---	---	9.53	---	---	---	1,053
				September 2026	---	---	---	---	9.38	---	---	---	---	---	---	---	---
				December 2026	---	---	---	---	9.43	---	---	---	---	---	---	---	---
				March 2027	---	---	---	---	9.48	---	---	---	---	---	---	---	---
CC HBC AG (CR)				(Contract Size: 100 Securities, Physical Delivery)													
49.5	48.8	49.5	1.54%	June 2026	49.05	49.11	48.90	49.04	49.04	---	---	---	52.01	---	4	9	382
				September 2026	---	---	---	---	49.08	---	---	---	---	---	---	---	---
				December 2026	---	---	---	---	49.32	---	---	---	---	---	---	---	---
				March 2027	---	---	---	---	49.57	---	---	---	---	---	---	---	---
CENERGY HOLDINGS (CB)				(Contract Size: 100 Securities, Physical Delivery)													
23.78	23.22	23.7	1.28%	June 2026	23.65	23.70	23.25	23.30	23.30	---	---	---	26.13	---	17	64	3,234
				September 2026	---	---	---	---	23.56	---	---	---	---	---	---	---	---
				December 2026	---	---	---	---	23.68	---	---	---	---	---	---	---	---
				March 2027	---	---	---	---	23.79	---	---	---	---	---	---	---	---
CrediaBank (CR)				(Contract Size: 100 Securities, Physical Delivery)													
1.282	1.236	1.25	0.64%	June 2026	1.28	1.29	1.24	1.26	1.26	---	---	---	1.38	---	620	5,764	93,135
				September 2026	1.28	1.28	1.28	1.28	1.28	---	---	---	1.35	---	1	1	161
				December 2026	---	---	---	---	1.26	---	---	---	---	---	---	---	---
				March 2027	---	---	---	---	1.26	---	---	---	---	---	---	---	---
ELLAKTOR (CR)				(Contract Size: 100 Securities, Physical Delivery)													
1.386	1.34	1.35	0.30%	June 2026	1.35	1.44	1.30	1.44	1.44	---	---	---	1.44	---	8	13	1,658
				September 2026	---	---	---	---	1.36	---	---	---	---	---	---	---	---
				December 2026	---	---	---	---	1.36	---	---	---	---	---	---	---	---
				March 2027	---	---	---	---	1.37	---	---	---	---	---	---	---	---

Derivatives notes - <https://athens.euronext.com/en/market-data/statistics/eod-closing-prices>

Fixing prices and final open positions can be retrieved from the following path <https://athens.euronext.com/en/market-data/statistics/eod-closing-prices>

Underlying Asset				Derivatives Market													
Price max	Price min	Closing price	change	Delivery Month	Open price	Price max	Price min	Last price	Closing price	Last Bid	Last Ask	Fixing price*	Life high	Life low	Trades	Volume	Open Interest
ELVALHALCOR (CR)				(Contract Size: 100 Securities, Physical Delivery)													
5.04	4.74	4.855	-0.31%	June 2026	5.00	5.06	4.79	4.87	4.87	---	---	---	5.63	---	94	351	3,524
				September 2026	---	---	---	---	4.90	---	---	---	---	---	---	---	---
				December 2026	---	---	---	---	4.93	---	---	---	---	---	---	---	---
				March 2027	---	---	---	---	4.95	---	---	---	---	---	---	---	---
EUROBANK (CR)				(Contract Size: 100 Securities, Physical Delivery)													
3.786	3.666	3.724	5.38%	June 2026	3.60	3.72	3.60	3.66	3.66	---	---	---	4.07	---	225	5,602	43,650
				September 2026	3.62	3.73	3.62	3.73	3.73	---	---	---	3.73	---	3	3	2
				December 2026	---	---	---	---	3.58	---	---	---	---	---	---	---	---
				March 2027	---	---	---	---	3.59	---	---	---	---	---	---	---	---
EURONEXT ATHENS (CR)				(Contract Size: 100 Securities, Physical Delivery)													
7.34	7	7.21	-1.10%	June 2026	7.22	7.22	7.22	7.22	7.22	---	---	---	7.41	---	1	5	337
				September 2026	---	---	---	---	7.34	---	---	---	---	---	---	---	---
				December 2026	---	---	---	---	7.38	---	---	---	---	---	---	---	---
				March 2027	---	---	---	---	7.41	---	---	---	---	---	---	---	---
EYDAP S.A. (CR)				(Contract Size: 100 Securities, Physical Delivery)													
10.32	10.18	10.28	0.78%	June 2026	10.30	10.36	10.20	10.30	10.30	---	---	---	10.65	---	18	151	13,350
				September 2026	---	---	---	---	10.27	---	---	---	---	---	---	---	---
				December 2026	---	---	---	---	10.32	---	---	---	---	---	---	---	---
				March 2027	---	---	---	---	10.37	---	---	---	---	---	---	---	---
FOURLIS (CR)				(Contract Size: 100 Securities, Physical Delivery)													
4.46	4.32	4.325	-2.81%	June 2026	4.40	4.49	4.40	4.49	4.49	---	---	---	4.94	---	5	12	3,044
				September 2026	---	---	---	---	4.48	---	---	---	---	---	---	---	---
				December 2026	---	---	---	---	4.50	---	---	---	---	---	---	---	---
				March 2027	---	---	---	---	4.52	---	---	---	---	---	---	---	---
GEK TERNA (CR)				(Contract Size: 100 Securities, Physical Delivery)													
40.56	39.16	40.08	0.15%	June 2026	40.69	40.69	39.41	40.18	40.18	---	---	---	43.58	---	31	112	5,288
				September 2026	---	---	---	---	40.23	---	---	---	41.10	---	---	---	6
				December 2026	---	---	---	---	40.49	---	---	---	---	---	---	---	---
				March 2027	---	---	---	---	40.69	---	---	---	---	---	---	---	---
HELLENiQ ENERGY (CR)				(Contract Size: 100 Securities, Physical Delivery)													
10.15	9.97	10.1	-0.49%	June 2026	10.08	10.14	10.00	10.11	10.11	---	---	---	10.55	---	23	122	3,703
				September 2026	10.00	10.01	9.98	9.98	9.98	---	---	---	10.15	---	10	65	134
				December 2026	---	---	---	---	10.27	---	---	---	---	---	---	---	---
				March 2027	---	---	---	---	10.32	---	---	---	---	---	---	---	---

Derivatives notes - <https://athens.euronext.com/en/market-data/statistics/eod-closing-prices>

Fixing prices and final open positions can be retrieved from the following path <https://athens.euronext.com/en/market-data/statistics/eod-closing-prices>

Underlying Asset				Derivatives Market													
Price max	Price min	Closing price	change	Delivery Month	Open price	Price max	Price min	Last price	Closing price	Last Bid	Last Ask	Fixing price*	Life high	Life low	Trades	Volume	Open Interest
INTRACOM HOLDINGS (CR) (Contract Size: 100 Securities, Physical Delivery)																	
3.675	3.47	3.49	-3.06%	June 2026	3.66	3.69	3.48	3.50	3.50	---	---	---	3.69	---	143	1,290	14,382
				September 2026	3.67	3.67	3.48	3.48	3.48	---	---	---	3.69	---	5	18	272
				December 2026	---	---	---	---	3.64	---	---	---	---	---	---	---	---
				March 2027	---	---	---	---	3.66	---	---	---	---	---	---	---	---
JUMBO SA (CR) (Contract Size: 100 Securities, Physical Delivery)																	
22.68	22	22.16	0.73%	June 2026	22.25	22.70	22.18	22.21	22.21	---	---	---	25.68	---	32	189	6,618
				September 2026	---	---	---	---	22.15	---	---	---	---	---	---	---	---
				December 2026	---	---	---	---	22.26	---	---	---	---	---	---	---	---
				March 2027	---	---	---	---	22.37	---	---	---	---	---	---	---	---
LAMDA DEVELOPMENT SA (CR) (Contract Size: 100 Securities, Physical Delivery)																	
6.085	5.97	5.99	-0.17%	June 2026	6.06	6.07	6.00	6.02	6.02	---	---	---	7.09	---	44	177	26,854
				September 2026	---	---	---	---	6.41	---	---	---	6.40	---	---	---	1
				December 2026	---	---	---	---	6.07	---	---	---	---	---	---	---	---
				March 2027	---	---	---	---	6.10	---	---	---	---	---	---	---	---
METLEN PLC (CR) (Contract Size: 100 Securities, Physical Delivery)																	
38.32	37.5	37.96	1.01%	June 2026	38.40	38.46	37.53	38.10	38.10	---	---	---	47.90	---	158	577	15,391
				September 2026	38.40	38.40	37.42	37.60	37.60	---	---	---	39.50	---	7	13	716
				December 2026	---	---	---	---	38.02	---	---	---	---	---	---	---	---
				March 2027	---	---	---	---	38.21	---	---	---	---	---	---	---	---
MIG (CR) (Contract Size: 100 Securities, Physical Delivery)																	
3.27	3.22	3.25	-0.31%	June 2026	---	---	---	---	3.30	---	---	---	3.43	---	---	---	208
				September 2026	---	---	---	---	3.28	---	---	---	---	---	---	---	---
				December 2026	---	---	---	---	3.30	---	---	---	---	---	---	---	---
				March 2027	---	---	---	---	3.31	---	---	---	---	---	---	---	---
MOTOR OIL (CR) (Contract Size: 100 Securities, Physical Delivery)																	
36.12	35.14	35.3	-1.56%	June 2026	35.80	35.84	35.36	35.40	35.40	---	---	---	39.97	---	11	22	386
				September 2026	---	---	---	---	36.10	---	---	---	---	---	---	---	---
				December 2026	---	---	---	---	36.28	---	---	---	---	---	---	---	---
				March 2027	---	---	---	---	36.46	---	---	---	---	---	---	---	---
NATIONAL BANK (CR) (Contract Size: 100 Securities, Physical Delivery)																	
14.125	13.68	14.02	3.09%	June 2026	13.56	13.87	13.49	13.82	13.82	---	---	---	15.76	---	122	621	16,659
				September 2026	13.65	13.65	13.65	13.65	13.65	---	---	---	13.65	---	1	1	---
				December 2026	---	---	---	---	13.76	---	---	---	---	---	---	---	---
				March 2027	---	---	---	---	13.83	---	---	---	---	---	---	---	---

Derivatives notes - <https://athens.euronext.com/en/market-data/statistics/eod-closing-prices>

Fixing prices and final open positions can be retrieved from the following path <https://athens.euronext.com/en/market-data/statistics/eod-closing-prices>

Underlying Asset				Derivatives Market													
Price max	Price min	Closing price	change	Delivery Month	Open price	Price max	Price min	Last price	Closing price	Last Bid	Last Ask	Fixing price*	Life high	Life low	Trades	Volume	Open Interest
OPTIMA BANK (CR)				(Contract Size: 100 Securities, Physical Delivery)													
10.45	10.2	10.45	1.55%	June 2026	10.25	10.35	10.25	10.32	10.32	---	---	---	10.38	---	9	55	471
				September 2026	---	---	---	---	10.36	---	---	---	---	---	---	---	---
				December 2026	---	---	---	---	10.41	---	---	---	---	---	---	---	---
				March 2027	---	---	---	---	10.46	---	---	---	---	---	---	---	---
OTE (CR)				(Contract Size: 100 Securities, Physical Delivery)													
18.87	18.6	18.7	0.32%	June 2026	18.78	18.80	18.70	18.70	18.70	---	---	---	18.85	---	6	46	862
				September 2026	---	---	---	---	18.77	---	---	---	---	---	---	---	---
				December 2026	---	---	---	---	18.86	---	---	---	---	---	---	---	---
				March 2027	---	---	---	---	18.95	---	---	---	---	---	---	---	---
P.P.A. S.A. (CR)				(Contract Size: 100 Securities, Physical Delivery)													
37.25	36.3	37.2	3.33%	June 2026	---	---	---	---	37.34	---	---	---	39.11	---	---	---	43
				September 2026	---	---	---	---	36.24	---	---	---	---	---	---	---	---
				December 2026	---	---	---	---	36.42	---	---	---	---	---	---	---	---
				March 2027	---	---	---	---	36.61	---	---	---	---	---	---	---	---
PIRAEUS BANK (CR)				(Contract Size: 100 Securities, Physical Delivery)													
8.61	8.276	8.49	3.84%	June 2026	8.28	8.64	8.28	8.50	8.50	---	---	---	8.90	---	654	6,646	49,874
				September 2026	8.50	8.50	8.40	8.40	8.40	---	---	---	8.50	---	3	3	20
				December 2026	---	---	---	---	8.27	---	---	---	---	---	---	---	---
				March 2027	---	---	---	---	8.31	---	---	---	---	---	---	---	---
PPC (CR)				(Contract Size: 100 Securities, Physical Delivery)													
21.74	20.2	21.36	7.23%	June 2026	19.98	21.50	19.67	21.19	21.19	---	---	---	21.50	---	919	7,857	16,979
				September 2026	20.49	20.90	20.49	20.50	20.50	---	---	---	20.90	---	8	12	52
				December 2026	---	---	---	---	20.15	---	---	---	---	---	---	---	---
				March 2027	---	---	---	---	20.26	---	---	---	---	---	---	---	---
QUEST HOLDINGS (CR)				(Contract Size: 100 Securities, Physical Delivery)													
7.13	6.94	7.13	2.74%	June 2026	6.90	6.90	6.90	6.90	6.90	---	---	---	7.01	---	1	5	217
				September 2026	---	---	---	---	6.99	---	---	---	---	---	---	---	---
				December 2026	---	---	---	---	7.02	---	---	---	---	---	---	---	---
				March 2027	---	---	---	---	7.06	---	---	---	---	---	---	---	---
TITAN (CB)				(Contract Size: 100 Securities, Physical Delivery)													
47.64	46.9	47	0.17%	June 2026	47.24	47.77	47.09	47.09	47.09	---	---	---	52.30	---	9	10	829
				September 2026	---	---	---	---	47.24	---	---	---	---	---	---	---	---
				December 2026	---	---	---	---	47.47	---	---	---	---	---	---	---	---
				March 2027	---	---	---	---	47.71	---	---	---	---	---	---	---	---

Derivatives notes - <https://athens.euronext.com/en/market-data/statistics/eod-closing-prices>

Fixing prices and final open positions can be retrieved from the following path <https://athens.euronext.com/en/market-data/statistics/eod-closing-prices>

Underlying Asset				Derivatives Market													
Price max	Price min	Closing price	change	Delivery Month	Open price	Price max	Price min	Last price	Closing price	Last Bid	Last Ask	Fixing price*	Life high	Life low	Trades	Volume	Open Interest
VIOHALCO SA/NV (CB)				(Contract Size: 100 Securities, Physical Delivery)													
19.4	18.66	19.02	1.17%	June 2026	18.96	19.32	18.77	19.11	19.11	---	---		19.32	---	81	324	2,298
				September 2026	---	---	---	---	18.93	---	---		---	---	---	---	---
				December 2026	---	---	---	---	19.02	---	---		---	---	---	---	---
				March 2027	---	---	---	---	19.12	---	---		---	---	---	---	---

Derivatives notes - <https://athens.euronext.com/en/market-data/statistics/eod-closing-prices>

Fixing prices and final open positions can be retrieved from the following path <https://athens.euronext.com/en/market-data/statistics/eod-closing-prices>

FTSE/Athex Large Cap

(Trade Unit: 1 Index Point x 2€ - Exercise Style: European, Cash Settlement)

Call Options																	Put Options															
June 2026								July 2026								Other Months		June 2026						July 2026					Other Months		Exerise Price	
Exerise Price	Open price	Price max	Price min	Last price	Closing price	Volume	Open Interest	Open price	Price max	Price min	Last price	Closing price	Volume	Open Interest	Volume	Open Interest	Open price	Price max	Price min	Last price	Closing price	Volume	Open Interest	Open price	Price max	Price min	Last price	Closing price	Volume	Open Interest		Volume
4,000	0.00	0.00	0.00	-	1,610.00	-	-	-	-	-	-	-	-	-	-	-	0.00	0.00	0.00	-	0.02	-	-	-	-	-	-	-	-	-	-	4,000
4,100	0.00	0.00	0.00	-	1,510.00	-	-	-	-	-	-	-	-	-	-	-	0.00	0.00	0.00	-	0.06	-	-	-	-	-	-	-	-	-	-	4,100
4,200	0.00	0.00	0.00	-	1,410.00	-	-	-	-	-	-	-	-	-	-	-	0.00	0.00	0.00	-	0.01	-	-	-	-	-	-	-	-	-	-	4,200
4,300	0.00	0.00	0.00	-	1,310.00	-	-	-	-	-	-	-	-	-	-	-	0.00	0.00	0.00	-	0.02	-	-	-	-	-	-	-	-	-	-	4,300
4,400	0.00	0.00	0.00	-	1,210.00	-	-	-	-	-	-	-	-	-	-	-	0.00	0.00	0.00	-	0.07	-	-	-	-	-	-	-	-	-	-	4,400
4,450	0.00	0.00	0.00	-	1,160.00	-	-	-	-	-	-	-	-	-	-	-	0.00	0.00	0.00	-	0.12	-	-	-	-	-	-	-	-	-	-	4,450
4,500	0.00	0.00	0.00	-	1,111.00	-	-	-	-	-	-	-	-	-	-	-	0.00	0.00	0.00	-	0.20	-	-	-	-	-	-	-	-	-	-	4,500
4,550	0.00	0.00	0.00	-	1,061.00	-	-	-	-	-	-	-	-	-	-	-	0.00	0.00	0.00	-	0.33	-	-	-	-	-	-	-	-	-	-	4,550
4,600	0.00	0.00	0.00	-	1,011.00	-	-	-	-	-	-	-	-	-	-	-	0.00	0.00	0.00	-	0.53	-	-	-	-	-	-	-	-	-	-	4,600
4,650	0.00	0.00	0.00	-	961.00	-	-	-	-	-	-	-	-	-	-	-	0.00	0.00	0.00	-	0.84	-	-	-	-	-	-	-	-	-	-	4,650
4,700	0.00	0.00	0.00	-	912.00	-	-	-	-	-	-	-	-	-	-	-	0.00	0.00	0.00	-	1.30	-	-	-	-	-	-	-	-	-	-	4,700
4,750	0.00	0.00	0.00	-	863.00	-	-	-	-	-	-	-	-	-	-	-	0.00	0.00	0.00	-	1.90	-	-	-	-	-	-	-	-	-	-	4,750
4,800	0.00	0.00	0.00	-	814.00	-	-	-	-	-	-	-	-	-	-	-	0.00	0.00	0.00	-	2.90	-	-	-	-	-	-	-	-	-	-	4,800
4,850	0.00	0.00	0.00	-	765.00	-	-	-	-	-	-	-	-	-	-	-	0.00	0.00	0.00	-	4.10	-	-	-	-	-	-	-	-	-	-	4,850
4,900	0.00	0.00	0.00	-	717.00	-	-	-	-	-	-	-	-	-	-	-	0.00	0.00	0.00	-	5.90	-	-	-	-	-	-	-	-	-	-	4,900
4,950	0.00	0.00	0.00	-	669.00	-	-	-	-	-	-	-	-	-	-	-	0.00	0.00	0.00	-	8.20	-	-	-	-	-	-	-	-	-	-	4,950
5,000	0.00	0.00	0.00	-	622.00	-	-	-	-	-	-	-	-	-	-	-	0.00	0.00	0.00	-	11.25	-	-	-	-	-	-	-	-	-	-	5,000
5,050	0.00	0.00	0.00	-	576.00	-	-	0.00	0.00	0.00	-	566.00	-	-	-	0.00	0.00	0.00	-	15.25	-	-	0.00	0.00	0.00	-	49.75	-	-	-	5,050	
5,100	0.00	0.00	0.00	-	532.00	-	-	0.00	0.00	0.00	-	526.00	-	-	-	0.00	0.00	0.00	-	20.25	-	-	0.00	0.00	0.00	-	59.50	-	-	-	5,100	
5,150	0.00	0.00	0.00	-	488.00	-	-	0.00	0.00	0.00	-	487.00	-	-	-	0.00	0.00	0.00	-	26.25	-	-	0.00	0.00	0.00	-	71.00	-	-	-	5,150	
5,200	0.00	0.00	0.00	-	445.00	-	-	0.00	0.00	0.00	-	450.00	-	-	-	0.00	0.00	0.00	-	34.00	-	5	0.00	0.00	0.00	-	83.50	-	-	-	5,200	
5,250	0.00	0.00	0.00	-	405.00	-	-	0.00	0.00	0.00	-	415.00	-	-	-	0.00	0.00	0.00	-	43.00	-	-	0.00	0.00	0.00	-	97.50	-	-	-	5,250	
5,300	0.00	0.00	0.00	-	366.00	-	-	0.00	0.00	0.00	-	381.00	-	-	-	0.00	0.00	0.00	-	54.00	-	-	0.00	0.00	0.00	-	114.00	-	-	-	5,300	
5,350	0.00	0.00	0.00	-	329.00	-	-	0.00	0.00	0.00	-	348.00	-	-	-	0.00	0.00	0.00	-	67.00	-	-	0.00	0.00	0.00	-	131.00	-	-	-	5,350	
5,400	0.00	0.00	0.00	-	294.00	-	-	0.00	0.00	0.00	-	318.00	-	-	-	0.00	0.00	0.00	-	81.50	-	10	0.00	0.00	0.00	-	150.00	-	-	-	5,400	
5,450	0.00	0.00	0.00	-	261.00	-	-	0.00	0.00	0.00	-	289.00	-	-	-	0.00	0.00	0.00	-	98.50	-	-	0.00	0.00	0.00	-	171.00	-	-	-	5,450	
5,500	0.00	0.00	0.00	-	230.00	-	30	0.00	0.00	0.00	-	262.00	-	-	-	48.00	0.00	48.00	58.00	58.00	2	7	0.00	0.00	0.00	-	194.00	-	-	-	5,500	
5,550	0.00	0.00	0.00	-	202.00	-	193	0.00	0.00	0.00	-	236.00	-	-	-	0.00	0.00	0.00	-	140.00	-	8	0.00	0.00	0.00	-	218.00	-	-	-	5,550	
5,600	241.00	241.00	241.00	241.00	241.00	1	31	0.00	0.00	0.00	-	213.00	-	31	-	0.00	241.00	0.00	-	164.00	-	90	0.00	0.00	0.00	-	244.00	-	32	-	5,600	
5,650	220.00	220.00	190.00	190.00	190.00	42	37	0.00	0.00	0.00	-	191.00	-	-	152.00	220.00	152.00	152.00	152.00	1	119	0.00	0.00	0.00	-	272.00	-	30	-	5,650		
5,700	171.00	190.00	161.00	161.00	161.00	3	94	0.00	0.00	0.00	-	170.00	-	90	0.00	190.00	0.00	-	219.00	-	62	223.00	223.00	218.00	218.00	218.00	90	-	-	-	5,700	
5,750	136.00	165.00	136.00	140.00	140.00	7	102	0.00	0.00	0.00	-	152.00	-	-	0.00	165.00	0.00	-	249.00	-	120	268.00	268.00	268.00	268.00	268.00	1	60	-	-	5,750	
5,800	0.00	0.00	0.00	-	95.00	-	31	0.00	0.00	0.00	-	135.00	-	-	203.00	0.00	203.00	203.00	203.00	60	63	301.00	301.00	301.00	301.00	301.00	60	-	-	-	5,800	
5,850	0.00	0.00	0.00	-	80.00	-	30	0.00	0.00	0.00	-	119.00	-	-	0.00	0.00	0.00	-	317.00	-	91	0.00	0.00	0.00	-	400.00	-	-	-	-	5,850	
5,900	0.00	0.00	0.00	-	67.00	-	10	0.00	0.00	0.00	-	105.00	-	-	0.00	0.00	0.00	-	354.00	-	30	0.00	0.00	0.00	-	436.00	-	-	-	-	5,900	
5,950	0.00	0.00	0.00	-	55.50	-	15	0.00	0.00	0.00	-	92.50	-	-	0.00	0.00	0.00	-	393.00	-	30	0.00	0.00	0.00	-	473.00	-	-	-	-	5,950	

FTSE/Athex Large Cap

(Trade Unit: 1 Index Point x 2€ - Exercise Style: European, Cash Settlement)

Call Options															Put Options																		
Exercise Price	June 2026							July 2026							Other Months		June 2026							July 2026							Other Months		Exercise Price
	Open price	Price max	Price min	Last price	Closing price	Volume	Open Interest	Open price	Price max	Price min	Last price	Closing price	Volume	Open Interest	Volume	Open Interest	Open price	Price max	Price min	Last price	Closing price	Volume	Open Interest	Open price	Price max	Price min	Last price	Closing price	Volume	Open Interest	Volume	Open Interest	
6,000	0.00	0.00	0.00	-	46.00	-	10	0.00	0.00	0.00	-	81.00	-	-			0.00	0.00	0.00	-	433.00	-	-	0.00	0.00	0.00	-	511.00	-	-			6,000
6,050	0.00	0.00	0.00	-	37.75	-	10	0.00	0.00	0.00	-	70.50	-	-			0.00	0.00	0.00	-	475.00	-	-	0.00	0.00	0.00	-	551.00	-	-			6,050
6,100	0.00	0.00	0.00	-	30.75	-	-	0.00	0.00	0.00	-	61.50	-	-			0.00	0.00	0.00	-	518.00	-	-	0.00	0.00	0.00	-	592.00	-	-			6,100
6,150	0.00	0.00	0.00	-	24.75	-	-	0.00	0.00	0.00	-	53.00	-	-			0.00	0.00	0.00	-	562.00	-	-	0.00	0.00	0.00	-	633.00	-	-			6,150
6,200	0.00	0.00	0.00	-	20.00	-	-	0.00	0.00	0.00	-	46.00	-	-			0.00	0.00	0.00	-	607.00	-	-	0.00	0.00	0.00	-	676.00	-	-			6,200
6,250	0.00	0.00	0.00	-	16.00	-	-	0.00	0.00	0.00	-	39.50	-	-			0.00	0.00	0.00	-	653.00	-	-	0.00	0.00	0.00	-	719.00	-	-			6,250
6,300	0.00	0.00	0.00	-	12.50	-	-	0.00	0.00	0.00	-	34.00	-	-			0.00	0.00	0.00	-	699.00	-	-	0.00	0.00	0.00	-	764.00	-	-			6,300
6,350	0.00	0.00	0.00	-	9.90	-	-	0.00	0.00	0.00	-	29.00	-	-			0.00	0.00	0.00	-	746.00	-	-	0.00	0.00	0.00	-	808.00	-	-			6,350
6,400	0.00	0.00	0.00	-	7.80	-	-	0.00	0.00	0.00	-	24.75	-	-			0.00	0.00	0.00	-	794.00	-	-	0.00	0.00	0.00	-	854.00	-	-			6,400
6,450	0.00	0.00	0.00	-	6.00	-	-	-	-	-	-	-	-	-			0.00	0.00	0.00	-	842.00	-	-	-	-	-	-	-	-	-			6,450
6,500	0.00	0.00	0.00	-	4.70	-	-	-	-	-	-	-	-	-			0.00	0.00	0.00	-	891.00	-	-	-	-	-	-	-	-	-			6,500
6,550	0.00	0.00	0.00	-	3.60	-	-	-	-	-	-	-	-	-			0.00	0.00	0.00	-	940.00	-	-	-	-	-	-	-	-	-			6,550
6,600	0.00	0.00	0.00	-	2.70	-	-	-	-	-	-	-	-	-			0.00	0.00	0.00	-	989.00	-	-	-	-	-	-	-	-	-			6,600
6,650	0.00	0.00	0.00	-	2.10	-	-	-	-	-	-	-	-	-			0.00	0.00	0.00	-	1,038.00	-	-	-	-	-	-	-	-	-			6,650
Totals:						53	593					0	121	0	0							63	635							151	122	0	0
Number of Trades:						16						0	0									5							6		0		

Allwyn AG (CR)

(Contract Size: 100 Securities, Exercise Style: American, Physical Delivery)

Call Options														Put Options																		
June 2026							July 2026							Other Months		June 2026							July 2026							Other Months		Exercise Price
Open price	Price max	Price min	Last price	Closing price	Volume	Open Interest	Open price	Price max	Price min	Last price	Closing price	Volume	Open Interest	Volume	Open Interest	Open price	Price max	Price min	Last price	Closing price	Volume	Open Interest	Open price	Price max	Price min	Last price	Closing price	Volume	Open Interest	Volume	Open Interest	
8.500	0.000	0.000	0.000	3.29	-	-	0.000	0.000	0.000	0.000	3.31	-	-			0.000	0.000	0.000	0.001	-	-	0.000	0.000	0.000	0.000	0.005	-	-			0.085	
8.750	0.000	0.000	0.000	3.05	-	-	0.000	0.000	0.000	0.000	3.07	-	-			0.000	0.000	0.000	0.001	-	-	0.000	0.000	0.000	0.000	0.010	-	-			0.088	
9.000	0.000	0.000	0.000	2.80	-	-	0.000	0.000	0.000	0.000	2.83	-	-			0.000	0.000	0.000	0.001	-	-	0.000	0.000	0.000	0.000	0.017	-	-			0.090	
9.250	0.000	0.000	0.000	2.55	-	-	0.000	0.000	0.000	0.000	2.59	-	-			0.000	0.000	0.000	0.003	-	-	0.000	0.000	0.000	0.000	0.026	-	-			0.093	
9.500	0.000	0.000	0.000	2.30	-	-	0.000	0.000	0.000	0.000	2.35	-	-			0.000	0.000	0.000	0.007	-	-	0.000	0.000	0.000	0.000	0.043	-	-			0.095	
9.750	0.000	0.000	0.000	2.06	-	-	0.000	0.000	0.000	0.000	2.13	-	-			0.000	0.000	0.000	0.014	-	-	0.000	0.000	0.000	0.000	0.066	-	-			0.098	
10.000	0.000	0.000	0.000	1.82	-	-	0.000	0.000	0.000	0.000	1.91	-	-			0.000	0.000	0.000	0.025	-	-	0.000	0.000	0.000	0.000	0.093	-	-			0.100	
10.500	0.000	0.000	0.000	1.37	-	-	0.000	0.000	0.000	0.000	1.50	-	-			0.000	0.000	0.000	0.072	-	-	0.000	0.000	0.000	0.000	0.186	-	-			0.105	
11.000	0.000	0.000	0.000	0.971	-	-	0.000	0.000	0.000	0.000	1.14	-	-			0.000	0.000	0.000	0.173	-	-	0.000	0.000	0.000	0.000	0.328	-	-			0.110	
11.500	0.000	0.000	0.000	0.641	-	-	0.000	0.000	0.000	0.000	0.841	-	-			0.000	0.000	0.000	0.343	-	35	0.000	0.000	0.000	0.000	0.526	-	-			0.115	
12.000	0.000	0.000	0.000	0.395	-	-	0.000	0.000	0.000	0.000	0.598	-	10			0.000	0.000	0.000	0.597	-	-	0.000	0.000	0.000	0.000	0.783	-	-			0.120	
12.500	0.000	0.000	0.000	0.222	-	-	0.000	0.000	0.000	0.000	0.411	-	-			0.000	0.000	0.000	0.924	-	-	0.000	0.000	0.000	0.000	1.10	-	-			0.125	
13.000	0.000	0.000	0.000	0.118	-	-	0.000	0.000	0.000	0.000	0.273	-	-			0.000	0.000	0.000	1.32	-	-	0.000	0.000	0.000	0.000	1.46	-	-			0.130	
13.500	0.000	0.000	0.000	0.058	-	-	0.000	0.000	0.000	0.000	0.175	-	-			0.000	0.000	0.000	1.76	-	-	0.000	0.000	0.000	0.000	1.86	-	-			0.135	
14.000	0.000	0.000	0.000	0.025	-	-	0.000	0.000	0.000	0.000	0.108	-	-			0.000	0.000	0.000	2.23	-	-	0.000	0.000	0.000	0.000	2.30	-	-			0.140	
14.500	0.000	0.000	0.000	0.011	-	-	0.000	0.000	0.000	0.000	0.064	-	-			0.000	0.000	0.000	2.72	-	-	0.000	0.000	0.000	0.000	2.76	-	-			0.145	
15.000	0.000	0.000	0.000	0.004	-	-	0.000	0.000	0.000	0.000	0.038	-	-			0.000	0.000	0.000	3.22	-	-	0.000	0.000	0.000	0.000	3.23	-	-			0.150	
15.500	0.000	0.000	0.000	0.002	-	-	0.000	0.000	0.000	0.000	0.022	-	-			0.000	0.000	0.000	3.72	-	-	0.000	0.000	0.000	0.000	3.72	-	-			0.155	
16.000	0.000	0.000	0.000	0.001	-	-	0.000	0.000	0.000	0.000	0.012	-	-			0.000	0.000	0.000	4.22	-	-	0.000	0.000	0.000	0.000	4.22	-	-			0.160	
16.500	0.000	0.000	0.000	0.001	-	-	0.000	0.000	0.000	0.000	0.007	-	-			0.000	0.000	0.000	4.72	-	-	0.000	0.000	0.000	0.000	4.72	-	-			0.165	
17.000	0.000	0.000	0.000	0.001	-	-	0.000	0.000	0.000	0.000	0.003	-	-			0.000	0.000	0.000	5.22	-	-	0.000	0.000	0.000	0.000	5.22	-	-			0.170	
17.500	0.000	0.000	0.000	0.003	-	-	0.000	0.000	0.000	0.000	0.002	-	-			0.000	0.000	0.000	5.72	-	-	0.000	0.000	0.000	0.000	5.72	-	-			0.175	
18.000	0.000	0.000	0.000	0.001	-	-	0.000	0.000	0.000	0.000	0.001	-	-			0.000	0.000	0.000	6.22	-	-	0.000	0.000	0.000	0.000	6.22	-	-			0.180	
18.500	0.000	0.000	0.000	0.001	-	-	0.000	0.000	0.000	0.000	0.001	-	-			0.000	0.000	0.000	6.72	-	-	0.000	0.000	0.000	0.000	6.72	-	-			0.185	
19.000	0.000	0.000	0.000	0.001	-	-	0.000	0.000	0.000	0.000	0.001	-	-			0.000	0.000	0.000	7.22	-	50	0.000	0.000	0.000	0.000	7.22	-	-			0.190	
19.500	0.000	0.000	0.000	0.001	-	-						-	-			0.000	0.000	0.000	7.72	-	50						-	-			0.195	
20.000	0.000	0.000	0.000	0.001	-	-						-	-			0.000	0.000	0.000	8.22	-	-						-	-			0.200	
21.000	0.000	0.000	0.000	0.001	-	-						-	-			0.000	0.000	0.000	9.22	-	-						-	-			0.210	
22.000	0.000	0.000	0.000	0.001	-	-						-	-			0.000	0.000	0.000	10.22	-	-						-	-			0.220	
23.000	0.000	0.000	0.000	0.001	-	-						-	-			0.000	0.000	0.000	11.22	-	-						-	-			0.230	
24.000	0.000	0.000	0.000	0.001	-	-						-	-			0.000	0.000	0.000	12.22	-	-						-	-			0.240	
25.000	0.000	0.000	0.000	0.002	-	-						-	-			0.000	0.000	0.000	13.22	-	-						-	-			0.250	
26.000	0.000	0.000	0.000	0.001	-	-						-	-			0.000	0.000	0.000	14.22	-	-						-	-			0.260	
27.000	0.000	0.000	0.000	0.001	-	-						-	-			0.000	0.000	0.000	15.22	-	-						-	-			0.270	
28.000	0.000	0.000	0.000	0.001	-	-						-	-			0.000	0.000	0.000	16.22	-	-						-	-			0.280	
29.000	0.000	0.000	0.000	0.001	-	-						-	-			0.000	0.000	0.000	17.22	-	-						-	-			0.290	

Allwyn AG (CR)

(Contract Size: 100 Securities, Exercise Style: American, Physical Delivery)

	Call Options														Put Options																		
	June 2026					July 2026					Other Months				June 2026					July 2026					Other Months								
Exercise Price	Open price	Price max	Price min	Last price	Closing price	Volume	Open Interest	Open price	Price max	Price min	Last price	Closing price	Volume	Open Interest	Volume	Open Interest	Open price	Price max	Price min	Last price	Closing price	Volume	Open Interest	Open price	Price max	Price min	Last price	Closing price	Volume	Open Interest	Volume	Open Interest	Exercise Price
30.000	0.000	0.000	0.000		0.001	-	-						-	-			0.000	0.000	0.000		18.22	-	-						-	-			0.300
Totals:						0	0						0	10	0	0					0	135						0	0	0	0		
Number of Trades:							0						0		0						0.00						0		0				

ALPHA BANK (CR)

(Contract Size: 100 Securities, Exercise Style: American, Physical Delivery)

Call Options																	Put Options															
Exercise Price	June 2026						July 2026						Other Months		June 2026						July 2026						Other Months		Exercise Price			
	Open price	Price max	Price min	Last price	Closing price	Volume	Open Interest	Open price	Price max	Price min	Last price	Closing price	Volume	Open Interest	Volume	Open Interest	Open price	Price max	Price min	Last price	Closing price	Volume	Open Interest	Open price	Price max	Price min	Last price	Closing price		Volume	Open Interest	Volume
2.000	0.000	0.000	0.000		1.52	-	-									0.000	0.000	0.000		0.001	-	-										0.020
2.100	0.000	0.000	0.000		1.42	-	-									0.000	0.000	0.000		0.001	-	-										0.021
2.200	0.000	0.000	0.000		1.32	-	-									0.000	0.000	0.000		0.001	-	-										0.022
2.300	0.000	0.000	0.000		1.22	-	-									0.000	0.000	0.000		0.001	-	-										0.023
2.400	0.000	0.000	0.000		1.12	-	-	0.000	0.000	0.000		1.13	-	-		0.000	0.000	0.000		0.001	-	-	0.000	0.000	0.000		0.005	-	-		0.024	
2.500	0.000	0.000	0.000		1.03	-	-	0.000	0.000	0.000		1.04	-	-		0.000	0.000	0.000		0.001	-	-	0.000	0.000	0.000		0.009	-	-		0.025	
2.600	0.000	0.000	0.000		0.927	-	-	0.000	0.000	0.000		0.944	-	-		0.000	0.000	0.000		0.003	-	-	0.000	0.000	0.000		0.015	-	-		0.026	
2.700	0.000	0.000	0.000		0.830	-	-	0.000	0.000	0.000		0.853	-	-		0.000	0.000	0.000		0.006	-	-	0.000	0.000	0.000		0.024	-	-		0.027	
2.800	0.000	0.000	0.000		0.736	-	-	0.000	0.000	0.000		0.765	-	-		0.000	0.000	0.000		0.011	-	-	0.000	0.000	0.000		0.036	-	-		0.028	
2.900	0.000	0.000	0.000		0.645	-	-	0.000	0.000	0.000		0.682	-	-		0.000	0.000	0.000		0.020	-	-	0.000	0.000	0.000		0.053	-	-		0.029	
3.000	0.000	0.000	0.000		0.557	-	-	0.000	0.000	0.000		0.603	-	-		0.000	0.000	0.000		0.032	-	-	0.000	0.000	0.000		0.073	-	-		0.030	
3.100	0.000	0.000	0.000		0.475	-	-	0.000	0.000	0.000		0.529	-	-		0.000	0.000	0.000		0.050	-	-	0.000	0.000	0.000		0.100	-	-		0.031	
3.200	0.000	0.000	0.000		0.400	-	-	0.000	0.000	0.000		0.461	-	-		0.000	0.000	0.000		0.075	-	-	0.000	0.000	0.000		0.131	-	-		0.032	
3.300	0.000	0.000	0.000		0.332	-	-	0.000	0.000	0.000		0.398	-	-		0.000	0.000	0.000		0.107	-	-	0.000	0.000	0.000		0.168	-	-		0.033	
3.400	0.000	0.000	0.000		0.271	-	-	0.000	0.000	0.000		0.343	-	-		0.000	0.000	0.000		0.145	-	-	0.000	0.000	0.000		0.213	-	-		0.034	
3.500	0.000	0.000	0.000		0.217	-	-	0.000	0.000	0.000		0.291	-	-		0.000	0.000	0.000		0.192	-	-	0.000	0.000	0.000		0.260	-	-		0.035	
3.600	0.000	0.000	0.000		0.173	-	-	0.000	0.000	0.000		0.248	-	-		0.000	0.000	0.000		0.248	-	-	0.000	0.000	0.000		0.317	-	-		0.036	
3.700	0.000	0.000	0.000		0.135	-	-	0.000	0.000	0.000		0.207	-	-		0.000	0.000	0.000		0.309	-	-	0.000	0.000	0.000		0.376	-	-		0.037	
3.800	0.000	0.000	0.000		0.103	-	-	0.000	0.000	0.000		0.174	-	-		0.000	0.000	0.000		0.378	-	-	0.000	0.000	0.000		0.443	-	-		0.038	
3.900	0.000	0.000	0.000		0.079	-	2,000	0.000	0.000	0.000		0.143	-	-		0.000	0.000	0.000		0.454	-	-	0.000	0.000	0.000		0.512	-	-		0.039	
4.000	0.000	0.000	0.000		0.058	-	10	0.000	0.000	0.000		0.119	-	-		0.000	0.000	0.000		0.533	-	-	0.000	0.000	0.000		0.588	-	-		0.040	
4.250	0.000	0.000	0.000		0.027	-	-	0.000	0.000	0.000		0.071	-	-		0.000	0.000	0.000		0.752	-	-	0.000	0.000	0.000		0.791	-	-		0.043	
4.400	0.000	0.000	0.000		0.016	-	-						-	-		0.000	0.000	0.000		0.892	-	-					-	-			0.044	
4.500	0.000	0.000	0.000		0.011	-	-	0.000	0.000	0.000		0.042	-	-		0.000	0.000	0.000		0.987	-	-	0.000	0.000	0.000		1.01	-	-		0.045	
4.750	0.000	0.000	0.000		0.004	-	-	0.000	0.000	0.000		0.023	-	-		0.000	0.000	0.000		1.23	-	-	0.000	0.000	0.000		1.24	-	-		0.048	
4.800	0.000	0.000	0.000		0.004	-	-						-	-		0.000	0.000	0.000		1.28	-	-					-	-			0.048	
5.000	0.000	0.000	0.000		0.002	-	-	0.000	0.000	0.000		0.013	-	-		0.000	0.000	0.000		1.48	-	-	0.000	0.000	0.000		1.49	-	-		0.050	
5.250	0.000	0.000	0.000		0.001	-	-	0.000	0.000	0.000		0.007	-	-		0.000	0.000	0.000		1.73	-	-	0.000	0.000	0.000		1.73	-	-		0.053	
5.500	0.000	0.000	0.000		0.001	-	-	0.000	0.000	0.000		0.003	-	-		0.000	0.000	0.000		1.98	-	-	0.000	0.000	0.000		1.98	-	-		0.055	
5.750	0.000	0.000	0.000		0.001	-	-	0.000	0.000	0.000		0.002	-	-		0.000	0.000	0.000		2.23	-	-	0.000	0.000	0.000		2.23	-	-		0.058	
6.000	0.000	0.000	0.000		0.001	-	-	0.000	0.000	0.000		0.001	-	-		0.000	0.000	0.000		2.48	-	-	0.000	0.000	0.000		2.48	-	-		0.060	
6.250	0.000	0.000	0.000		0.001	-	-	0.000	0.000	0.000		0.001	-	-		0.000	0.000	0.000		2.73	-	-	0.000	0.000	0.000		2.73	-	-		0.063	
6.500	0.000	0.000	0.000		0.001	-	-						-	-		0.000	0.000	0.000		2.98	-	-					-	-			0.065	
6.750	0.000	0.000	0.000		0.001	-	-						-	-		0.000	0.000	0.000		3.23	-	-					-	-			0.068	
7.000	0.000	0.000	0.000		0.001	-	-						-	-		0.000	0.000	0.000		3.48	-	-					-	-			0.070	

ALPHA BANK (CR)

(Contract Size: 100 Securities, Exercise Style: American, Physical Delivery)

		Call Options														Put Options																					
		June 2026						July 2026						Other Months		June 2026						July 2026					Other Months										
Exercise Price	Open price	Price max	Price min	Last price	Closing price	Volume	Open Interest	Open price	Price max	Price min	Last price	Closing price	Volume	Open Interest	Volume	Open Interest	Open price	Price max	Price min	Last price	Closing price	Volume	Open Interest	Open price	Price max	Price min	Last price	Closing price	Volume	Open Interest	Volume	Open Interest	Exercise Price				
Totals:						0	2,010							0	0									0	0									0	0		
Number of Trades:							0							0										0.00										0			0

NATIONAL BANK (CR)

(Contract Size: 100 Securities, Exercise Style: American, Physical Delivery)

Call Options																Put Options																	
June 2026							July 2026							Other Months		June 2026					July 2026					Other Months		Exercise Price					
Exercise Price	Open price	Price max	Price min	Last price	Closing price	Volume	Open Interest	Open price	Price max	Price min	Last price	Closing price	Volume	Open Interest	Volume	Open Interest	Open price	Price max	Price min	Last price	Closing price	Volume	Open Interest	Open price	Price max	Price min	Last price		Closing price	Volume	Open Interest	Volume	Open Interest
8.250	0.000	0.000	0.000		5.36	-	-										0.000	0.000	0.000		0.001	-	-									0.083	
8.400	0.000	0.000	0.000		5.21	-	-										0.000	0.000	0.000		0.001	-	-									0.084	
8.500	0.000	0.000	0.000		5.11	-	-										0.000	0.000	0.000		0.001	-	-									0.085	
8.750	0.000	0.000	0.000		4.86	-	-										0.000	0.000	0.000		0.001	-	-									0.088	
8.800	0.000	0.000	0.000		4.81	-	-										0.000	0.000	0.000		0.001	-	-									0.088	
9.000	0.000	0.000	0.000		4.62	-	-										0.000	0.000	0.000		0.001	-	-									0.090	
9.200	0.000	0.000	0.000		4.42	-	-										0.000	0.000	0.000		0.001	-	-									0.092	
9.250	0.000	0.000	0.000		4.37	-	-	0.000	0.000	0.000		4.39	-	-			0.000	0.000	0.000		0.001	-	-	0.000	0.000	0.000		0.014	-	-		0.093	
9.500	0.000	0.000	0.000		4.12	-	-	0.000	0.000	0.000		4.15	-	-			0.000	0.000	0.000		0.002	-	-	0.000	0.000	0.000		0.021	-	-		0.095	
9.600	0.000	0.000	0.000		4.02	-	-										0.000	0.000	0.000		0.002	-	-									0.096	
9.750	0.000	0.000	0.000		3.87	-	-	0.000	0.000	0.000		3.91	-	-			0.000	0.000	0.000		0.004	-	-	0.000	0.000	0.000		0.031	-	-		0.098	
10.000	0.000	0.000	0.000		3.62	-	-	0.000	0.000	0.000		3.68	-	-			0.000	0.000	0.000		0.006	-	-	0.000	0.000	0.000		0.044	-	-		0.100	
10.500	0.000	0.000	0.000		3.14	-	-	0.000	0.000	0.000		3.21	-	-			0.000	0.000	0.000		0.018	-	-	0.000	0.000	0.000		0.081	-	-		0.105	
11.000	0.000	0.000	0.000		2.66	-	-	0.000	0.000	0.000		2.77	-	-			0.000	0.000	0.000		0.044	-	-	0.000	0.000	0.000		0.139	-	-		0.110	
11.500	0.000	0.000	0.000		2.21	-	-	0.000	0.000	0.000		2.37	-	-			0.000	0.000	0.000		0.091	-	-	0.000	0.000	0.000		0.229	-	-		0.115	
12.000	0.000	0.000	0.000		1.79	-	-	0.000	0.000	0.000		1.99	-	-			0.000	0.000	0.000		0.170	-	-	0.000	0.000	0.000		0.353	-	-		0.120	
12.500	0.000	0.000	0.000		1.41	-	-	0.000	0.000	0.000		1.65	-	-			0.000	0.000	0.000		0.291	-	133	0.000	0.000	0.000		0.512	-	-		0.125	
13.000	0.000	0.000	0.000		1.08	-	-	0.000	0.000	0.000		1.35	-	-			0.000	0.000	0.000		0.461	-	1	0.000	0.000	0.000		0.706	-	-		0.130	
13.500	0.000	0.000	0.000		0.807	-	-	0.000	0.000	0.000		1.08	-	-			0.000	0.000	0.000		0.686	-	136	0.000	0.000	0.000		0.943	-	-		0.135	
14.000	0.000	0.000	0.000		0.585	-	-	0.000	0.000	0.000		0.866	-	-			0.000	0.000	0.000		0.964	-	-	0.000	0.000	0.000		1.22	-	-		0.140	
14.500	0.000	0.000	0.000		0.413	-	-	0.000	0.000	0.000		0.677	-	-			0.000	0.000	0.000		1.29	-	10	0.000	0.000	0.000		1.54	-	-		0.145	
15.000	0.000	0.000	0.000		0.283	-	15	0.000	0.000	0.000		0.523	-	-			0.000	0.000	0.000		1.66	-	-	0.000	0.000	0.000		1.88	-	-		0.150	
15.500	0.000	0.000	0.000		0.188	-	-	0.000	0.000	0.000		0.404	-	-			0.000	0.000	0.000		2.07	-	-	0.000	0.000	0.000		2.26	-	-		0.155	
16.000	0.000	0.000	0.000		0.120	-	-	0.000	0.000	0.000		0.300	-	-			0.000	0.000	0.000		2.50	-	-	0.000	0.000	0.000		2.66	-	-		0.160	
16.500	0.000	0.000	0.000		0.075	-	-	0.000	0.000	0.000		0.229	-	-			0.000	0.000	0.000		2.96	-	-	0.000	0.000	0.000		3.09	-	-		0.165	
17.000	0.000	0.000	0.000		0.047	-	-	0.000	0.000	0.000		0.168	-	-			0.000	0.000	0.000		3.43	-	-	0.000	0.000	0.000		3.53	-	-		0.170	
17.500	0.000	0.000	0.000		0.029	-	-	0.000	0.000	0.000		0.123	-	-			0.000	0.000	0.000		3.91	-	-	0.000	0.000	0.000		3.99	-	-		0.175	
18.000	0.000	0.000	0.000		0.016	-	-	0.000	0.000	0.000		0.090	-	-			0.000	0.000	0.000		4.40	-	-	0.000	0.000	0.000		4.46	-	-		0.180	
18.500	0.000	0.000	0.000		0.009	-	-	0.000	0.000	0.000		0.064	-	-			0.000	0.000	0.000		4.90	-	-	0.000	0.000	0.000		4.93	-	-		0.185	
19.000	0.000	0.000	0.000		0.005	-	-	0.000	0.000	0.000		0.046	-	-			0.000	0.000	0.000		5.40	-	-	0.000	0.000	0.000		5.42	-	-		0.190	
19.500	0.000	0.000	0.000		0.003	-	-	0.000	0.000	0.000		0.032	-	-			0.000	0.000	0.000		5.90	-	-	0.000	0.000	0.000		5.91	-	-		0.195	
20.000	0.000	0.000	0.000		0.002	-	-	0.000	0.000	0.000		0.023	-	-			0.000	0.000	0.000		6.40	-	-	0.000	0.000	0.000		6.40	-	-		0.200	
21.000	0.000	0.000	0.000		0.001	-	-										0.000	0.000	0.000		7.40	-	-									0.210	
22.000	0.000	0.000	0.000		0.001	-	-										0.000	0.000	0.000		8.40	-	-									0.220	
Totals:						0	15							0	0	0	0						0	280						0	0	0	40
Number of Trades:						0							0						0.00						0						0		

OTE (CR)

(Contract Size: 100 Securities, Exercise Style: American, Physical Delivery)

Call Options																Put Options																	
June 2026							July 2026							Other Months		June 2026					July 2026					Other Months		Exercise Price					
Open price	Price max	Price min	Last price	Closing price	Volume	Open Interest	Open price	Price max	Price min	Last price	Closing price	Volume	Open Interest	Volume	Open Interest	Open price	Price max	Price min	Last price	Closing price	Volume	Open Interest	Open price	Price max	Price min	Last price	Closing price		Volume	Open Interest	Volume	Open Interest	
10.000	0.000	0.000	0.000	8.66	-	-										0.000	0.000	0.000	0.001	-	-											0.100	
10.500	0.000	0.000	0.000	8.16	-	-										0.000	0.000	0.000	0.001	-	-											0.105	
11.000	0.000	0.000	0.000	7.66	-	-										0.000	0.000	0.000	0.001	-	-											0.110	
11.500	0.000	0.000	0.000	7.16	-	-										0.000	0.000	0.000	0.001	-	-											0.115	
12.000	0.000	0.000	0.000	6.66	-	-										0.000	0.000	0.000	0.002	-	-											0.120	
12.500	0.000	0.000	0.000	6.16	-	-										0.000	0.000	0.000	0.001	-	-											0.125	
13.000	0.000	0.000	0.000	5.66	-	-	0.000	0.000	0.000		5.68	-	-			0.000	0.000	0.000	0.001	-	-	0.000	0.000	0.000	0.001	-	-					0.130	
13.500	0.000	0.000	0.000	5.16	-	-	0.000	0.000	0.000		5.19	-	-			0.000	0.000	0.000	0.001	-	-	0.000	0.000	0.000	0.002	-	-					0.135	
14.000	0.000	0.000	0.000	4.66	-	-	0.000	0.000	0.000		4.69	-	-			0.000	0.000	0.000	0.001	-	-	0.000	0.000	0.000	0.004	-	-					0.140	
14.500	0.000	0.000	0.000	4.16	-	-	0.000	0.000	0.000		4.20	-	-			0.000	0.000	0.000	0.001	-	-	0.000	0.000	0.000	0.011	-	-					0.145	
15.000	0.000	0.000	0.000	3.67	-	-	0.000	0.000	0.000		3.71	-	-			0.000	0.000	0.000	0.001	-	-	0.000	0.000	0.000	0.025	-	-					0.150	
15.500	0.000	0.000	0.000	3.17	-	-	0.000	0.000	0.000		3.24	-	-			0.000	0.000	0.000	0.002	-	-	0.000	0.000	0.000	0.049	-	-					0.155	
16.000	0.000	0.000	0.000	2.68	-	-	0.000	0.000	0.000		2.78	-	-			0.000	0.000	0.000	0.009	-	-	0.000	0.000	0.000	0.092	-	-					0.160	
16.500	0.000	0.000	0.000	2.19	-	-	0.000	0.000	0.000		2.35	-	-			0.000	0.000	0.000	0.026	-	-	0.000	0.000	0.000	0.158	-	-					0.165	
17.000	0.000	0.000	0.000	1.73	-	-	0.000	0.000	0.000		1.95	-	-			0.000	0.000	0.000	0.066	-	45	0.000	0.000	0.000	0.255	-	-					0.170	
17.500	0.000	0.000	0.000	1.31	-	-	0.000	0.000	0.000		1.58	-	-			0.000	0.000	0.000	0.141	-	77	0.000	0.000	0.000	0.387	-	-					0.175	
18.000	0.000	0.000	0.000	0.945	-	-	0.000	0.000	0.000		1.26	-	-			0.263	0.269	0.263	0.269	0.269	30	61	0.000	0.000	0.000	0.561	-	-					0.180
18.500	0.000	0.000	0.000	0.643	-	-	0.000	0.000	0.000		0.983	-	-			0.000	0.000	0.000	0.474	-	-	0.000	0.000	0.000	0.787	-	-					0.185	
19.000	0.000	0.000	0.000	0.409	-	30	0.000	0.000	0.000		0.753	-	-			0.000	0.000	0.000	0.740	-	-	0.000	0.000	0.000	1.06	-	-					0.190	
19.500	0.000	0.000	0.000	0.245	-	45	0.000	0.000	0.000		0.562	-	-			0.000	0.000	0.000	1.08	-	-	0.000	0.000	0.000	1.37	-	-					0.195	
20.000	0.000	0.000	0.000	0.139	-	-	0.000	0.000	0.000		0.406	-	-			0.000	0.000	0.000	1.47	-	-	0.000	0.000	0.000	1.71	-	-					0.200	
21.000	0.000	0.000	0.000	0.036	-	-	0.000	0.000	0.000		0.206	-	-			0.000	0.000	0.000	2.38	-	-	0.000	0.000	0.000	2.52	-	-					0.210	
22.000	0.000	0.000	0.000	0.007	-	-	0.000	0.000	0.000		0.092	-	-			0.000	0.000	0.000	3.36	-	-	0.000	0.000	0.000	3.41	-	-					0.220	
23.000	0.000	0.000	0.000	0.001	-	-	0.000	0.000	0.000		0.040	-	-			0.000	0.000	0.000	4.36	-	-	0.000	0.000	0.000	4.37	-	-					0.230	
24.000	0.000	0.000	0.000	0.001	-	-	0.000	0.000	0.000		0.016	-	-			0.000	0.000	0.000	5.36	-	-	0.000	0.000	0.000	5.36	-	-					0.240	
25.000	0.000	0.000	0.000	0.001	-	-	0.000	0.000	0.000		0.006	-	-			0.000	0.000	0.000	6.36	-	-	0.000	0.000	0.000	6.36	-	-					0.250	
26.000	0.000	0.000	0.000	0.001	-	-	0.000	0.000	0.000		0.002	-	-			0.000	0.000	0.000	7.36	-	-	0.000	0.000	0.000	7.36	-	-					0.260	
27.000	0.000	0.000	0.000	0.001	-	-	0.000	0.000	0.000		0.001	-	-			0.000	0.000	0.000	8.36	-	-	0.000	0.000	0.000	8.36	-	-					0.270	
28.000	0.000	0.000	0.000	0.001	-	-	0.000	0.000	0.000		0.001	-	-			0.000	0.000	0.000	9.36	-	-	0.000	0.000	0.000	9.36	-	-					0.280	
Totals:					0	75					0	0	0	0					0	183						0	0	0	0				
Number of Trades:					0						0		0							2.00						0							

PIRAEUS BANK (CR)

(Contract Size: 100 Securities, Exercise Style: American, Physical Delivery)

Call Options																Put Options																		
Exercise Price	June 2026						July 2026						Other Months		June 2026						July 2026						Other Months		Exercise Price					
	Open price	Price max	Price min	Last price	Closing price	Volume	Open Interest	Open price	Price max	Price min	Last price	Closing price	Volume	Open Interest	Volume	Open Interest	Open price	Price max	Price min	Last price	Closing price	Volume	Open Interest	Open price	Price max	Price min	Last price	Closing price		Volume	Open Interest	Volume	Open Interest	
4.250	0.000	0.000	0.000		3.94	-	-										0.000	0.000	0.000		0.001	-	-										0.043	
4.500	0.000	0.000	0.000		3.69	-	-										0.000	0.000	0.000		0.001	-	-										0.045	
4.750	0.000	0.000	0.000		3.44	-	-										0.000	0.000	0.000		0.001	-	-										0.048	
5.000	0.000	0.000	0.000		3.19	-	-										0.000	0.000	0.000		0.001	-	-										0.050	
5.250	0.000	0.000	0.000		2.94	-	-										0.000	0.000	0.000		0.001	-	-										0.053	
5.500	0.000	0.000	0.000		2.69	-	-	0.000	0.000	0.000		2.71	-	-			0.000	0.000	0.000		0.001	-	-	0.000	0.000	0.000		0.007	-	-			0.055	
5.750	0.000	0.000	0.000		2.44	-	-	0.000	0.000	0.000		2.46	-	-			0.000	0.000	0.000		0.002	-	-	0.000	0.000	0.000		0.015	-	-			0.058	
6.000	0.000	0.000	0.000		2.20	-	-	0.000	0.000	0.000		2.23	-	-			0.000	0.000	0.000		0.005	-	-	0.000	0.000	0.000		0.026	-	-			0.060	
6.250	0.000	0.000	0.000		1.95	-	-	0.000	0.000	0.000		1.99	-	-			0.000	0.000	0.000		0.012	-	-	0.000	0.000	0.000		0.043	-	-			0.063	
6.500	0.000	0.000	0.000		1.71	-	-	0.000	0.000	0.000		1.77	-	-			0.000	0.000	0.000		0.024	-	-	0.000	0.000	0.000		0.071	-	-			0.065	
6.750	0.000	0.000	0.000		1.48	-	-	0.000	0.000	0.000		1.56	-	-			0.000	0.000	0.000		0.044	-	-	0.000	0.000	0.000		0.109	-	-			0.068	
7.000	0.000	0.000	0.000		1.27	-	-	0.000	0.000	0.000		1.36	-	-			0.000	0.000	0.000		0.075	-	-	0.000	0.000	0.000		0.157	-	-			0.070	
7.250	0.000	0.000	0.000		1.06	-	-	0.000	0.000	0.000		1.18	-	-			0.000	0.000	0.000		0.119	-	-	0.000	0.000	0.000		0.223	-	-			0.073	
7.500	0.000	0.000	0.000		0.876	-	-	0.000	0.000	0.000		1.01	-	-			0.000	0.000	0.000		0.184	-	-	0.000	0.000	0.000		0.304	-	-			0.075	
7.750	0.000	0.000	0.000		0.712	-	-	0.000	0.000	0.000		0.849	-	-			0.000	0.000	0.000		0.270	-	-	0.000	0.000	0.000		0.395	-	-			0.078	
8.000	0.000	0.000	0.000		0.568	-	-	0.000	0.000	0.000		0.717	-	-			0.000	0.000	0.000		0.375	-	-	0.000	0.000	0.000		0.513	-	-			0.080	
8.250	0.000	0.000	0.000		0.443	-	-	0.000	0.000	0.000		0.594	-	-			0.000	0.000	0.000		0.500	-	-	0.000	0.000	0.000		0.640	-	-			0.083	
8.500	0.000	0.000	0.000		0.338	-	-	0.000	0.000	0.000		0.491	-	-			0.000	0.000	0.000		0.645	-	-	0.000	0.000	0.000		0.786	-	-			0.085	
8.750	0.000	0.000	0.000		0.257	-	10	0.000	0.000	0.000		0.401	-	-			0.000	0.000	0.000		0.815	-	-	0.000	0.000	0.000		0.946	-	-			0.088	
9.000	0.000	0.000	0.000		0.191	-	900	0.000	0.000	0.000		0.324	-	-			0.000	0.000	0.000		0.998	-	-	0.000	0.000	0.000		1.12	-	-			0.090	
9.250	0.000	0.000	0.000		0.136	-	-	0.000	0.000	0.000		0.261	-	-			0.000	0.000	0.000		1.19	-	-	0.000	0.000	0.000		1.31	-	-			0.093	
9.500	0.000	0.000	0.000		0.100	-	-	0.000	0.000	0.000		0.207	-	-			0.000	0.000	0.000		1.41	-	-	0.000	0.000	0.000		1.50	-	-			0.095	
9.750	0.000	0.000	0.000		0.070	-	-	0.000	0.000	0.000		0.164	-	-			0.000	0.000	0.000		1.63	-	-	0.000	0.000	0.000		1.71	-	-			0.098	
10.000	0.000	0.000	0.000		0.048	-	-	0.000	0.000	0.000		0.129	-	-			0.000	0.000	0.000		1.86	-	-	0.000	0.000	0.000		1.92	-	-			0.100	
10.500	0.000	0.000	0.000		0.022	-	-	0.000	0.000	0.000		0.078	-	-			0.000	0.000	0.000		2.33	-	-	0.000	0.000	0.000		2.38	-	-			0.105	
11.000	0.000	0.000	0.000		0.010	-	-	0.000	0.000	0.000		0.046	-	-			0.000	0.000	0.000		2.82	-	-	0.000	0.000	0.000		2.85	-	-			0.110	
11.500	0.000	0.000	0.000		0.004	-	-	0.000	0.000	0.000		0.026	-	-			0.000	0.000	0.000		3.32	-	-	0.000	0.000	0.000		3.33	-	-			0.115	
12.000	0.000	0.000	0.000		0.002	-	-	0.000	0.000	0.000		0.014	-	-			0.000	0.000	0.000		3.82	-	-	0.000	0.000	0.000		3.82	-	-			0.120	
12.500	0.000	0.000	0.000		0.001	-	-	0.000	0.000	0.000		0.008	-	-			0.000	0.000	0.000		4.32	-	-	0.000	0.000	0.000		4.32	-	-			0.125	
13.000	0.000	0.000	0.000		0.002	-	-									0.000	0.000	0.000		4.82	-	-											0.130	
Totals:						0	910						0	0	0	0						0	0						0	30	0	0		
Number of Trades:						0							0		0								0.00						0		0			

PPC (CR)

(Contract Size: 100 Securities, Exercise Style: American, Physical Delivery)

Call Options																Put Options																			
June 2026								July 2026								Other Months				June 2026								July 2026				Other Months			
Exercise Price	Open price	Price max	Price min	Last price	Closing price	Volume	Open Interest	Open price	Price max	Price min	Last price	Closing price	Volume	Open Interest	Volume	Open Interest	Open price	Price max	Price min	Last price	Closing price	Volume	Open Interest	Open price	Price max	Price min	Last price	Closing price	Volume	Open Interest	Volume	Open Interest	Exercise Price		
9.200	0.000	0.000	0.000		10.74	-	-						-	-			0.000	0.000	0.000		0.001	-	-					-	-			0.092			
9.500	0.000	0.000	0.000		10.44	-	-						-	-			0.000	0.000	0.000		0.001	-	-					-	-			0.095			
9.600	0.000	0.000	0.000		10.34	-	-						-	-			0.000	0.000	0.000		0.001	-	-					-	-			0.096			
9.750	0.000	0.000	0.000		10.19	-	-						-	-			0.000	0.000	0.000		0.001	-	-					-	-			0.098			
10.000	0.000	0.000	0.000		9.94	-	-						-	-			0.000	0.000	0.000		0.001	-	-					-	-			0.100			
10.500	0.000	0.000	0.000		9.44	-	-						-	-			0.000	0.000	0.000		0.001	-	-					-	-			0.105			
11.000	0.000	0.000	0.000		8.94	-	-						-	-			0.000	0.000	0.000		0.001	-	-					-	-			0.110			
11.500	0.000	0.000	0.000		8.44	-	-						-	-			0.000	0.000	0.000		0.001	-	-					-	-			0.115			
12.000	0.000	0.000	0.000		7.94	-	-						-	-			0.000	0.000	0.000		0.001	-	-					-	-			0.120			
12.500	0.000	0.000	0.000		7.44	-	-						-	-			0.000	0.000	0.000		0.001	-	-					-	-			0.125			
13.000	0.000	0.000	0.000		6.94	-	-	0.000	0.000	0.000		6.96	-	-			0.000	0.000	0.000		0.001	-	-	0.000	0.000	0.000		0.001	-	-			0.130		
13.500	0.000	0.000	0.000		6.44	-	-	0.000	0.000	0.000		6.46	-	-			0.000	0.000	0.000		0.001	-	-	0.000	0.000	0.000		0.001	-	-			0.135		
14.000	0.000	0.000	0.000		5.94	-	-	0.000	0.000	0.000		5.97	-	-			0.000	0.000	0.000		0.001	-	-	0.000	0.000	0.000		0.001	-	-			0.140		
14.500	0.000	0.000	0.000		5.44	-	-	0.000	0.000	0.000		5.47	-	-			0.000	0.000	0.000		0.001	-	-	0.000	0.000	0.000		0.002	-	-			0.145		
15.000	0.000	0.000	0.000		4.95	-	-	0.000	0.000	0.000		4.97	-	-			0.000	0.000	0.000		0.001	-	-	0.000	0.000	0.000		0.006	-	-			0.150		
15.500	0.000	0.000	0.000		4.45	-	-	0.000	0.000	0.000		4.48	-	-			0.000	0.000	0.000		0.001	-	-	0.000	0.000	0.000		0.013	-	-			0.155		
16.000	0.000	0.000	0.000		3.95	-	-	0.000	0.000	0.000		4.00	-	-			0.000	0.000	0.000		0.002	-	-	0.000	0.000	0.000		0.028	-	-			0.160		
16.500	0.000	0.000	0.000		3.46	-	-	0.000	0.000	0.000		3.53	-	-			0.000	0.000	0.000		0.008	-	-	0.000	0.000	0.000		0.053	-	-			0.165		
17.000	0.000	0.000	0.000		2.97	-	-	0.000	0.000	0.000		3.07	-	-			0.000	0.000	0.000		0.020	-	-	0.000	0.000	0.000		0.094	-	-			0.170		
17.500	0.000	0.000	0.000		2.49	-	-	0.000	0.000	0.000		2.63	-	-			0.000	0.000	0.000		0.046	-	-	0.000	0.000	0.000		0.156	-	-			0.175		
18.000	0.000	0.000	0.000		2.04	-	-	0.000	0.000	0.000		2.22	-	-			0.000	0.000	0.000		0.093	-	3	0.000	0.000	0.000		0.243	-	-			0.180		
18.500	0.000	0.000	0.000		1.62	-	60	0.000	0.000	0.000		1.85	-	-			0.000	0.000	0.000		0.173	-	3	0.000	0.000	0.000		0.368	-	-			0.185		
19.000	0.000	0.000	0.000		1.25	-	15	0.000	0.000	0.000		1.51	-	-			0.000	0.000	0.000		0.300	-	32	0.000	0.000	0.000		0.532	-	-			0.190		
19.500	0.000	0.000	0.000		0.930	-	-	0.000	0.000	0.000		1.21	-	-			0.000	0.000	0.000		0.479	-	35	0.300	0.300	0.289	0.289	0.289	30	15			0.195		
20.000	0.000	0.000	0.000		0.666	-	55	0.000	0.000	0.000		0.952	-	-			0.217	0.257	0.217	0.257	0.257	17	60	0.000	0.000	0.000		0.973	-	-			0.200		
21.000	0.000	0.000	0.000		0.303	-	112	0.000	0.000	0.000		0.564	-	15			0.000	0.000	0.000		1.35	-	60	0.000	0.000	0.000		1.59	-	-			0.210		
22.000	0.293	0.293	0.243	0.256	0.256	75	-	0.500	0.500	0.500	0.500	0.500	15	-			0.000	0.000	0.000		2.17	-	15	0.000	0.000	0.000		2.33	-	-			0.220		
23.000	0.000	0.000	0.000		0.038	-	-	0.301	0.301	0.301	0.301	0.301	15	-			0.000	0.000	0.000		3.10	-	-	0.000	0.000	0.000		3.19	-	-			0.230		
24.000	0.000	0.000	0.000		0.011	-	-	0.000	0.000	0.000		0.075	-	-			0.000	0.000	0.000		4.08	-	-	0.000	0.000	0.000		4.11	-	-			0.240		
25.000	0.000	0.000	0.000		0.003	-	-	0.000	0.000	0.000		0.033	-	-			0.000	0.000	0.000		5.08	-	-	0.000	0.000	0.000		5.08	-	-			0.250		
26.000	0.000	0.000	0.000		0.001	-	-	0.000	0.000	0.000		0.014	-	-			0.000	0.000	0.000		6.08	-	-	0.000	0.000	0.000		6.08	-	-			0.260		
27.000	0.000	0.000	0.000		0.001	-	-	0.000	0.000	0.000		0.005	-	-			0.000	0.000	0.000		7.08	-	-	0.000	0.000	0.000		7.08	-	-			0.270		
28.000	0.000	0.000	0.000		0.001	-	-	0.000	0.000	0.000		0.002	-	-			0.000	0.000	0.000		8.08	-	-	0.000	0.000	0.000		8.08	-	-			0.280		
29.000	0.000	0.000	0.000		0.001	-	-	0.000	0.000	0.000		0.001	-	-			0.000	0.000	0.000		9.08	-	-	0.000	0.000	0.000		9.08	-	-			0.290		
30.000	0.000	0.000	0.000		0.001	-	-	0.000	0.000	0.000		0.001	-	-			0.000	0.000	0.000		10.08	-	-	0.000	0.000	0.000		10.08	-	-			0.300		

PPC (CR)

(Contract Size: 100 Securities, Exercise Style: American, Physical Delivery)

		Call Options														Put Options																	
		June 2026						July 2026						Other Months		June 2026						July 2026						Other Months					
Exercise Price	Open price	Price max	Price min	Last price	Closing price	Volume	Open Interest	Open price	Price max	Price min	Last price	Closing price	Volume	Open Interest	Volume	Open Interest	Open price	Price max	Price min	Last price	Closing price	Volume	Open Interest	Open price	Price max	Price min	Last price	Closing price	Volume	Open Interest	Volume	Open Interest	Exercise Price
Totals:						75	242						30	15	0	0						75	208						30	105	0	0	
Number of Trades:							5						2			0						2.00							2			0	

Lending Products	Underlying Title	Multilateral Transactions[1]				Bilateral Transactions[2]		Stock Borrowing through OTC (volume)[3]
		Open Interest[5]	Volume(Offered)	Average Weighted	Transactions volume	Average Weighted	Transactions Volume	Transactions Volume
ADMIEBOR	ADMIE (IPTO) HOLDING S.A. (CR)	2,700	---	---	2,500	3.70%	---	5,349,021
AEGNBOR	AEGEAN AIRLINES (CR)	---	---	---	---	---	---	1,155,523
AKTRBOR	AKTOR S.A. HOLDING CO. (CR)	---	---	---	---	---	---	778,367
ALWNBOR	Allwyn AG (CR)	---	---	---	---	---	---	14,308,680
ALPHABOR	ALPHA BANK (CR)	400	---	---	---	---	---	186,477,045
AETFBOR	ALPHA ETF FTSE Athex Large Cap	---	---	---	---	---	---	2,000
AEMBOR	ALTER EGO MEDIA (CR)	---	---	---	---	---	---	---
AIABOR	ATHENS INTL AIRPORT (CR)	1,300	---	---	1,100	3.70%	---	1,799,014
ACAGBOR	AUSTRIACARD (CB)	---	---	---	---	---	---	962
OTOELBOR	AUTOHELLAS SA (CR)	100	---	---	---	---	---	88,823
AVAXBOR	AVAX S.A. (CR)	4,000	---	---	---	---	---	256,530
BYLOTBOR	BALLY'S INTRALOT (CR)	---	---	---	---	---	---	37,525,949
BOCHGRBOR	BANK OF CYPRUS (CR)	---	---	---	---	---	---	974,589
EEEBOR	CC HBC AG (CR)	50	---	---	---	---	---	120,427
CENERBOR	CENERGY HOLDINGS (CB)	15,152	---	---	---	---	---	1,422,134
CREDIABOR	CrediaBank (CR)	778	---	---	---	---	---	3,348,908
DIMANDBOR	DIMAND (CR)	---	---	---	---	---	---	7,342
ELLAKTORBOR	ELLAKTOR (CR)	34,821	---	---	---	---	---	100,082
ELHABOR	ELVALHALCOR (CR)	---	---	---	---	---	---	874,816
EUROBBOR	EUROBANK (CR)	45,000	---	---	---	---	---	101,400,383
EXAEBOR	EURONEXT ATHENS (CR)	4,755	---	---	---	---	---	343,370
EYDAPBOR	EYDAP S.A. (CR)	---	---	---	---	---	---	436,534
FOYRKBOR	FOURLIS (CR)	2,500	---	---	---	---	---	108,075
GEKTERNABOR	GEK TERNA (CR)	---	---	---	---	---	---	1,147,368
SARBOR	GR. SARANTIS S.A. (CR)	2,237	---	---	---	---	---	235,324
ELPEBOR	HELLENIQ ENERGY (CR)	---	---	---	---	---	---	690,068
INTEKBOR	IDEAL HOLDINGS (CR)	---	---	---	---	---	---	84,452
INTRKBOR	INTRACOM HOLDINGS (CR)	---	---	---	---	---	---	252,007
BELABOR	JUMBO SA (CR)	2,025	---	---	---	---	---	1,074,131
KRIBOR	KRI-KRI S.A. (CR)	2,999	---	---	---	---	---	50,466
LAMDABOR	LAMDA DEVELOPMENT SA (CR)	---	---	---	---	---	---	237,742

Stock Lending Notes

[1] - Multilateral contracts Lending or Borrowing as per Methods 8-1, 8-2 and 8-3-3 (According to ATHEX BoD Resolution No.17)

[2] - Bilateral Contracts Lending or Borrowing as per Methods 8-3-1 and 8-3-2 & Contracts as per Method 4 (According to ATHEX BoD Resolution No.20)

[3] - The information concerning OTC Stock Borrowing Transactions is based on the statements of the Dematerialised Securities System (DSS) operators involved and refers to volumes that have been registered up until the previous working day.

[4] - Average Price (Volume weighted)

[5] - The Data concerning Open Interest before the start of trading session

Lending Products	Underlying Title	Open Interest[5]	Multilateral Transactions[1]				Bilateral Transactions[2]		Stock Borrowing through OTC (volume)[3]
			Volume(Offered)	Average Weighted	Transactions volume	Average Weighted	Transactions Volume	Average Weighted	Transactions Volume
MTLNBOR	METLEN PLC (CR)	500	---	---	---	---	---	---	1,598,324
MIGBOR	MIG (CR)	1,291	---	---	---	---	---	---	39,913
MOHBOR	MOTOR OIL (CR)	---	---	---	500	3.70%	---	---	905,248
ETEBOR	NATIONAL BANK (CR)	---	---	---	---	---	---	---	22,514,897
NOVALBOR	NOVAL PROPERTY REIC (CR)	---	---	---	---	---	---	---	---
OPTIMABOR	OPTIMA BANK (CR)	---	---	---	---	---	---	---	4,848,420
HTOBOR	OTE (CR)	2,000	---	---	---	---	---	---	4,633,663
PPABOR	P.P.A. S.A. (CR)	---	---	---	---	---	---	---	89,321
TPEIRBOR	PIRAEUS BANK (CR)	3,000	---	---	16,900	3.70%	---	---	13,050,584
PPCBOR	PPC (CR)	119,965	---	---	1,903	5.49%	---	---	15,396,718
PROFBOR	PROFILE SA (CR)	---	---	---	---	---	---	---	39,526
QLCOBOR	QUALCO GROUP (CR)	---	---	---	---	---	---	---	899,419
QUESTBOR	QUEST HOLDINGS (CR)	3,991	---	---	---	---	---	---	47,709
TITCBOR	TITAN (CB)	50	---	---	---	---	---	---	119,445
OLTHBOR	TPA SA (CR)	---	---	---	---	---	---	---	750
TRESTATESBOR	TRADE ESTATES REIC (CR)	---	---	---	---	---	---	---	---
VIOBOR	VIOHALCO SA/IV (CB)	---	---	---	---	---	6,000	1.50%	---

Stock Lending Notes

[1] - Multilateral contracts Lending or Borrowing as per Methods 8-1, 8-2 and 8-3-3 (According to ATHEX BoD Resolution No.17)

[2] - Bilateral Contracts Lending or Borrowing as per Methods 8-3-1 and 8-3-2 & Contracts as per Method 4 (According to ATHEX BoD Resolution No.20)

[3] - The information concerning OTC Stock Borrowing Transactions is based on the statements of the Dematerialised Securities System (DSS) operators involved and refers to volumes that have been registered up until the previous working day.

[4] - Average Price (Volume weighted)

[5] - The Data concerning Open Interest before the start of trading session

Sectors codification for listed companies

12003 -	ETF	10101010	Computer Services
10101015	Software	10102030	Computer Hardware
15101010	Telecommunications Equipment	15102015	Telecommunications Services
20101010	Health Care Facilities	20102010	Medical Equipment
20103015	Pharmaceuticals	30101010	Banks
30202000	Diversified Financial Services	30202010	Asset Managers & Custodians
30202015	Investment Services	30204000	Closed End Investments
30302010	Full Line Insurance	30302015	Insurance Brokers
30302025	Property and Casualty Insurance	35101010	Real Estate Holding and Development
35101015	Real Estate Services	35102000	Diversified REITs
35102045	Retail REITs.	40202015	Household Furnishings
40202020	Household Appliance	40203040	Electronic Entertainment
40204020	Clothing & Accessories	40301010	Entertainment
40301030	Publishing	40301035	Radio & TV Broadcasters
40401010	Diversified Retailers	40401020	Apparel Retailers
40401025	Home Improvement Retailers	40401030	Specialty Retailers
40501010	Airlines	40501015	Travel & Tourism
40501020	Casinos & Gambling	40501025	Hotels & Motels
45101015	Distillers & Vintners	45101020	Soft Drinks
45102010	Farming Fishing Ranching & Plantations	45102020	Food Products
45103010	Tobacco	45201010	Food Retailers & Wholesalers
45201020	Personal Products	50101010	Construction
50101020	Building Roof/Wallboard and Plumbing	50101030	Cement
50101035	Building Materials: Other	50202010	Electrical Components
50203015	Plastics	50203030	Containers & Packaging
50204000	Machinery: Industrial	50204020	Machinery: Construction & Handling
50205010	Industrial Suppliers	50205020	Back Office Support HR & Consulting
50205030	Forms & Bulk Printing Services	50206015	Commercial Vehicles & Parts
50206030	Marine Transportation	50206060	Transportation Services
55101000	Diversified Materials	55101020	Textile Products
55102000	General Mining	55102010	Iron & Steel
55102015	Metal Fabricating	55102035	Aluminum
60101020	Oil Refining and Marketing	65101010	Alternative Electricity
65101015	Conventional Electricity	65102000	Multi-Utilities
65102030	Water		



[euronext.com](https://www.euronext.com)