

# Euronext Athens

**Ημερήσιο Δελτίο Συναλλακτικής  
Δραστηριότητας**

---

**Daily Official List of Trading Activity**



**EURONEXT**

**Disclaimer:**

This publication is for information purposes only and is not a recommendation to engage in investment activities. This publication is provided "as is" without representation or warranty of any kind. Whilst all reasonable care has been taken to ensure the accuracy of the content, Euronext does not guarantee its accuracy or completeness. Euronext will not be held liable for any loss or damages of any nature ensuing from using, trusting or acting on information provided. No information set out or referred to in this publication shall form the basis of any contract. The creation of rights and obligations in respect of financial products that are traded on the exchanges operated by Euronext's subsidiaries shall depend solely on the applicable rules of the market operator. All proprietary rights and interest in or connected with this publication shall vest in Euronext. No part of it may be redistributed in any form without the prior written permission of Euronext. Euronext refers to Euronext N.V. and its affiliates. Information regarding trademarks and intellectual property rights of Euronext is located at [www.euronext.com/terms-use](https://www.euronext.com/terms-use)

©2026, Euronext N.V. – All rights reserved

---

**EURONEXT ATHENS HOLDING S.A.**

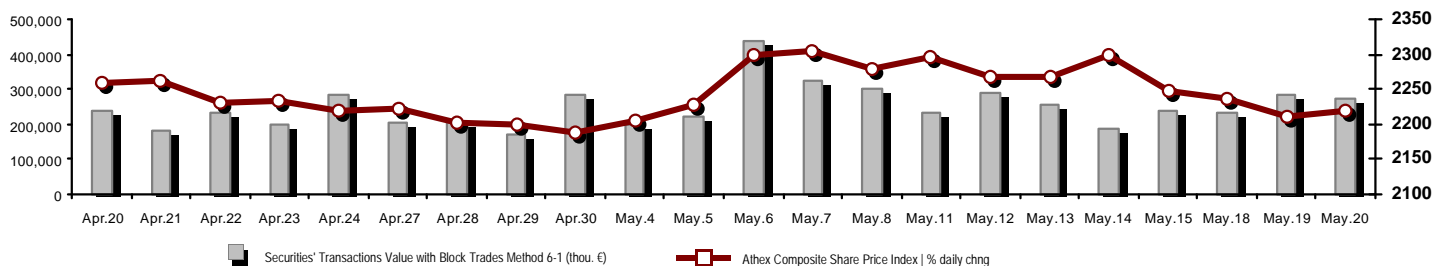
110 Athinon Ave., 10442 Athens, Tel: (210) 33.66.800, Fax: (210) 32.13.938

<https://athens.euronext.com>

---

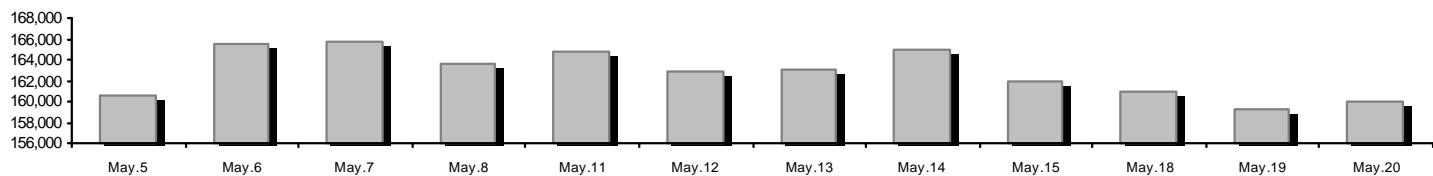
Summary of Markets

Athex Composite Share Price Index vs Shares and Derivatives Transactions Value

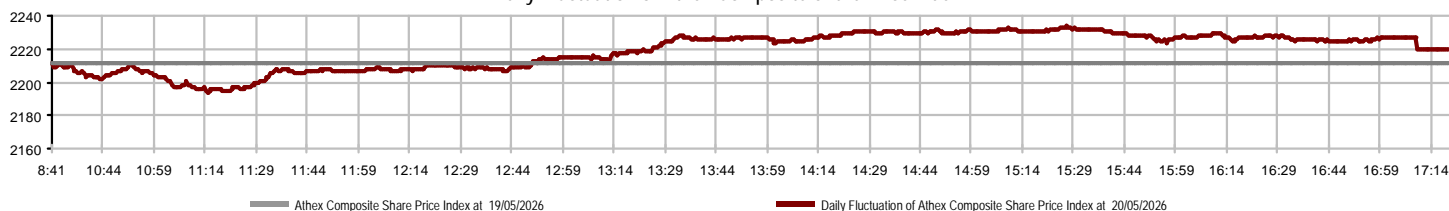


Euronext Athens Capitalisation (mill. €)**:	159,982.30	Derivatives Total Open Interest	1,880,240
Daily change: mill. €   %	716.24 0.45%	in Index Futures   % daily chng	9,633 0.83%
Yearly Avg Capitalisation: mill. €   % chng prev year Avg	155,386.93 21.69%	in Stock Futures   % daily chng	1,865,125 -0.09%
Athex Composite Share Price Index   % daily chng	2,220.01 0.40%	in Index Options   % daily chng	1,409 8.47%
Athex Composite Share Price Index Capitalisation (mill. €)	149,659.75	in Stock Options   % daily chng	4,073 2.98%
Daily change (mill. €)	628.81		
Securities' Transactions Value with Block Trades Method 6-1 (t	272,820.51	Derivatives Contracts Volume:	29,360
Daily change: %	-9,700.68 -3.43%	Daily change: pieces   %	8,939 43.77%
YtD Avg Trans. Value: thou. €   % chng prev year Avg	339,699.72 57.21%	YtD Avg Derivatives Contracts % chng prev year Avg	73,563 27.76%
Blocks Transactions Value of Method 6-1 (thou. €)	45,445.63	Derivatives Trades Number:	2,197
Blocks Transactions Value of Method 6-2 & 6-3 (thou. €)	0.00	Daily change: number   %	-167 -7.06%
Bonds Transactions Value (thou.€)	1,573.00	YtD Avg Trades number % chng prev year Avg	2,962 33.93%
Securities' Transactions Volume with Block Trades Method 6-1 (tho	37,740.58	Lending Total Open Interest	249,963
Daily change: thou. pieces   %	921.05 2.50%	Daily change: pieces   %	2,353 0.95%
YtD Avg Volume: % chng prev year Avg	51,768.15 24.18%	Lending Volume (Multilateral/Bilateral)	95,259
Blocks Transactions Volume of Method 6-1 (thou. Pieces)	5,747.70	Daily change: pieces   %	89,881
Blocks Transactions Volume of Method 6-2 & 6-3 (thou. Pieces)	0.00	Multilateral Lending	1,259
Bonds Transactions Volume	1,582,000	Bilateral Lending	94,000
Securities' Trades Number with Block Trades Method 6-1	68,840	Lending Trades Number:	3
Daily change: number   %	-4,046 -5.55%	Daily change: %	-7
YtD Avg Trades number % chng prev year Avg	74,917 49.51%	Multilateral Lending Trades Number	1
Number of Blocks Method 6-1	42	Bilateral Lending Trades Number	2
Number of Blocks Method 6-2 & 6-3	0		
Number of Bonds Transactions	249		

Euronext Athens Capitalisation (mill. €)\*\*



Daily Fluctuation of Athex Composite Share Price Index



## Athex Indices

Index name	20/05/2026	19/05/2026	pts.	%	Min	Max	Year min	Year max	Year change
Athex Composite Share Price Index	2,220.01 #	2,211.20	8.81	0.40%	2,193.92	2,233.59	1,998.09	2,407.09	4.68% #
Athex Composite Index Total Return Index	4,408.82 #	4,391.32	17.50	0.40%	4,357.01	4,435.78	3,942.63	4,745.66	5.48% #
Athex ESG Index	2,632.82 #	2,622.25	10.57	0.40%	2,601.37	2,649.76	2,361.87	2,867.98	5.22% #
ATHEX Small Cap Price Index	2,465.20 #	2,441.85	23.35	0.96%	2,441.85	2,470.77	2,193.29	2,627.20	-3.28% €
ATHEX EN.A. Growth Price Index	16,492.53 #	16,280.12	212.41	1.30%	16,229.53	16,568.41	16,134.09	20,788.55	-16.64% €
FTSE/Athex Large Cap	5,628.94 #	5,605.76	23.18	0.41%	5,559.84	5,666.77	5,057.48	6,153.73	5.19% #
FTSE/Athex Mid Cap Index	2,930.59 #	2,926.56	4.03	0.14%	2,915.52	2,941.44	2,510.28	2,991.42	3.74% #
FTSE/ATHEX High Dividend Yield Index	4,674.50 #	4,614.41	60.09	1.30%	4,598.98	4,675.77	4,495.63	5,149.57	-5.42% €
FTSE/Athex Market Index	1,327.81 #	1,322.65	5.16	0.39%	1,312.14	1,336.29	1,190.89	1,449.15	5.29% #
FTSE/Athex Banks	2,485.08 #	2,479.68	5.40	0.22%	2,454.04	2,513.98	2,143.30	2,859.37	8.34% #
FTSE/ATHEX TECHNOLOGY & TELECOMMUNICAT	7,121.57 #	7,106.71	14.86	0.21%	7,064.21	7,146.73	6,027.65	7,157.30	5.12% #
FTSE/ATHEX HEALTH CARE	6,223.07 #	6,193.02	30.05	0.49%	6,115.84	6,255.21	4,884.62	6,600.67	22.48% #
FTSE/ATHEX FINANCIAL SERVICES	11,625.93 #	11,597.96	27.97	0.24%	11,480.85	11,759.81	10,029.11	13,356.35	8.38% #
FTSE/ATHEX REAL ESTATE	5,349.16 #	5,346.65	2.51	0.05%	5,330.93	5,357.03	5,093.00	5,898.28	-4.76% €
FTSE/ATHEX CONSUMER DISCRETIONARY	4,476.10 €	4,488.85	-12.75	-0.28%	4,467.45	4,514.37	4,431.51	5,876.98	-23.36% €
FTSE/ATHEX CONSUMER STAPLES	9,746.65 €	9,785.42	-38.77	-0.40%	9,730.82	9,786.38	8,640.95	10,243.39	10.60% #
FTSE/ATHEX INDUSTRIALS	11,901.42 #	11,856.08	45.34	0.38%	11,745.60	11,982.91	10,051.45	12,776.62	18.41% #
FTSE/ATHEX BASIC MATERIALS	12,795.02 #	12,508.31	286.71	2.29%	12,283.18	12,963.79	8,778.94	13,696.17	34.32% #
FTSE/ATHEX ENERGY & UTILITIES	7,017.60 #	6,925.01	92.59	1.34%	6,881.21	7,017.60	6,127.28	7,506.29	2.04% #
Athex All Share Index	507.31 #	505.04	2.27	0.45%	507.31	507.31	460.14	542.74	4.76% #
Hellenic Mid & Small Cap Index	3,155.44 #	3,136.06	19.38	0.62%	3,109.90	3,163.23	2,761.30	3,248.49	8.98% #
FTSE/Athex Large Cap Total Return	10,144.47 #	10,102.69	41.78	0.41%			9,100.35	11,012.64	5.96% #
FTSE/Athex Mid Cap Total Return	4,227.72 #	4,221.91	5.81	0.14%			3,625.91	4,308.60	4.30% #
MSCI GREECE REBASED	8,734.50 #	8,721.70	12.80	0.15%	8,636.85	8,840.80	7,755.87	10,138.65	1.99% #
Hellenic Corporate Bond Index	144.27 €	144.41	-0.14	-0.09%			143.28	145.27	-0.06% €
Hellenic Corporate Bond Price Index	92.54 €	92.64	-0.10	-0.11%			92.37	93.97	-1.48% €

Note 1: FTSE/Med 100, Hellenic Corporate Bond Price Index and Hellenic Corporate Bond Index closing prices refer to the previous trading day of 18/05/2026.

Note 2: The Hellenic Mid & Small Cap Index is a Customized index calculated by Euronext Athens.

## Analytic Figures for Athex Market's Boards and Categories

	Total Traded Securities	Main Market	Surveillance	Exchange Traded Funds (ETFs)
Totals	125	123	1	1
Gain / Lose / Same:	69 / 42 / 14	68 / 41 / 14	0 / 1 / 0	1 / 0 / 0
Euronext Athens Capitalisation (mill. €)	159,982.30	159,973.65	8.64	
Daily Average Trans/ons Value(thou.€)	339,699.72	339,607.68	4.65	422.97
Transactions Value	272,820.51	272,413.71	29.94	376.86
Main Board:	227,374.84	226,968.04	29.94	376.86
Blocks Board 6_2_3:	45,445.63	45,445.63	0.00	0.00
Forced Sales Board:	0.04	0.04	0.00	0.00
Special Terms Board:	0.00	0.00	0.00	0.00
Daily Average Transactions Volume	51,768,151	51,802,612	6,346	7,433
Transactions Volume	37,740,576	37,611,596	122,377	6,603
Main Board:	31,992,874	31,863,894	122,377	6,603
Blocks Board 6_2_3:	5,747,695	5,747,695	0	0
Forced Sales Board:	7	7	0	0
Special Terms Board:	0	0	0	0
Daily Average Number of Trades	74,917	74,757	10	152
Number of Trades	68,840	68,702	43	95
Main Board:	68,797	68,659	43	95
Blocks Board 6_2_3:	42	42	0	0
Forced Sales Board:	1	1	0	0
Special Terms Board:	0	0	0	0

## Trading Details by Euronext Athens Sectors and Financial Instruments (ETFs)

Code	Sectors	Gain / Lose / Same	Number of Trades	Transactions Volume	Transactions Value	% of Total Trans. Value
3010	- Banks	5 / 2 / 1	28,950	27,266,262	166,394,664.86	60.99%
5510	- Basic Resources	8 / 3 / 2	2,624	549,493	4,309,832.10	1.58%
5010	- Construction & Materials	6 / 6 / 0	6,893	1,240,880	17,251,051.95	6.32%
4020	- Consumer Products & Services	2 / 2 / 0	81	45,021	15,874.94	0.01%
6010	- Energy	3 / 0 / 0	3,358	369,509	7,201,411.51	2.64%
12000	- Financial Instruments	1 / 0 / 0	95	6,603	376,860.81	0.14%
3020	- Financial Services	2 / 2 / 1	391	58,528	432,597.89	0.16%
4510	- Food Beverage & Tobacco	4 / 1 / 0	402	39,801	1,392,913.35	0.51%
2010	- Health Care	2 / 1 / 0	256	121,101	187,208.83	0.07%
5020	- Industrial Goods & Services	7 / 9 / 2	3,559	463,041	7,427,701.05	2.72%
3030	- Insurance	2 / 0 / 0	263	163,856	406,887.49	0.15%
4030	- Media	2 / 0 / 1	162	80,952	409,332.00	0.15%
4520	- Personal Care, Drug & Grocery Stores	1 / 1 / 0	400	222,510	3,142,365.89	1.15%
3510	- Real Estate	5 / 2 / 5	2,393	806,818	1,796,349.31	0.66%
4040	- Retail	5 / 4 / 0	2,215	535,454	4,674,080.98	1.71%
1010	- Technology	8 / 3 / 1	1,994	744,712	4,126,171.50	1.51%
1510	- Telecommunications	0 / 2 / 0	2,386	405,961	7,559,413.85	2.77%
4050	- Travel & Leisure	3 / 2 / 1	5,431	2,866,212	11,978,941.01	4.39%
6510	- Utilities	3 / 2 / 0	6,987	1,753,862	33,736,852.21	12.37%

## Top 10 best &amp; worst performing Shares

## Main Market

With positive Price change	Closing price	change	With negative Price change	Closing price	change
INTERLIFE G.C.I.(CR)	6.68	6.03% #	KRI-KRI S.A. (CR)	24.5	-2.00% €
EURONEXT ATHENS (CR)	7.29	4.89% #	INTERWOOD-XYLEMPORIA (CR)	0.275	-1.79% €
VIOHALCO SA/NV (CB)	18.8	3.87% #	P.P.A. S.A. (CR)	36	-1.77% €
MOTOR OIL (CR)	35.86	3.64% #	EUROBANK (CR)	3.534	-1.45% €
UNIBIOS (CR)	2.6	3.59% #	EKTER SA (CR)	4.38	-1.35% €
ILYDA S.A. (CR)	4.16	3.35% #	FOURLIS (CR)	4.45	-1.22% €
DOMIKI KRITIS SA (CR)	2.81	3.31% #	ONYX TOURISTIKI S.A. (CR)	1.598	-1.11% €
AS COMPANY SA (CR)	4.8	3.23% #	TRASTOR REAL EST. INV. CO.(CR)	0.99	-1.00% €
CrediaBank (CR)	1.242	2.99% #	OPTIMA BANK (CR)	10.29	-0.96% €
EVROPI HOLDINGS S.A. (CR)	2.165	2.85% #	DAIOS PLASTICS SA (CR)	10.35	-0.96% €
With the highest Transactions Value	Value (thou. €)	change	With the highest Transactions Volume	Volume	change
NATIONAL BANK (CR)	61,253.94	0.55% #	EUROBANK (CR)	9,933,258	-1.45% €
PIRAEUS BANK (CR)	43,268.89	1.74% #	PIRAEUS BANK (CR)	5,310,744	1.74% #
EUROBANK (CR)	35,584.74	-1.45% €	ALPHA BANK (CR)	4,571,511	0.06% #
PPC (CR)	26,050.55	0.61% #	NATIONAL BANK (CR)	4,532,488	0.55% #
ALPHA BANK (CR)	16,044.02	0.06% #	CrediaBank (CR)	2,138,489	2.99% #
GEK TERNA (CR)	11,743.89	0.10% #	BALLY'S INTRALOT (CR)	1,731,725	-0.36% €
Allwyn AG (CR)	8,551.26	-0.21% €	PPC (CR)	1,303,232	0.61% #
OTE (CR)	7,547.44	-0.59% €	Allwyn AG (CR)	718,488	-0.21% €
METLEN PLC (CR)	6,273.55	1.02% #	BANK OF CYPRUS (CR)	477,894	0.43% #
CENERGY HOLDINGS (CB)	5,873.35	-0.34% €	TRASTOR REAL EST. INV. CO.(CR)	428,030	-1.00% €

Note: Stocks that are not included in the "Under Supervision" category, and the transactions value is more than 10,000 €.

## Derivatives Summary

	Number of Trades	Volume	Open Interest
Index Futures	166	751	9,633
FTSE/Athex Banks	1	5	3,379
FTSE/Athex Large Cap	165	746	6,254
MSCI GREECE REBASED	0	0	0
Stock Futures	2,009	28,299	1,865,125
ADMIE (IPTO) HOLDING S.A. (CR)	26	221	10,626
AEGEAN AIRLINES (CR)	15	31	2,990
AKTOR S.A. HOLDING CO. (CR)	36	782	102,592
Allwyn AG (CR)	64	233	10,929
ALPHA BANK (CR)	336	3,940	62,615
ATHENS INTL AIRPORT (CR)	16	25	298
AUTOHELLAS SA (CR)	0	0	123
AVAX S.A. (CR)	173	450	3,052
BALLY'S INTRALOT (CR)	25	5,559	1,354,015
BANK OF CYPRUS (CR)	2	7	1,046
CC HBC AG (CR)	1	10	392
CENERGY HOLDINGS (CB)	31	136	3,197
CrediaBank (CR)	102	2,076	91,910
ELLAKTOR (CR)	2	2	1,658
ELVALHALCOR (CR)	131	462	3,400
EUROBANK (CR)	164	5,083	39,861
EURONEXT ATHENS (CR)	3	11	334
EYDAP S.A. (CR)	6	23	13,362
FOURLIS (CR)	13	37	3,045
GEK TERNA (CR)	14	47	5,277
HELLENIQ ENERGY (CR)	18	99	3,850
INTRACOM HOLDINGS (CR)	79	386	14,376
JUMBO SA (CR)	24	50	6,626
LAMDA DEVELOPMENT SA (CR)	28	181	26,720
METLEN PLC (CR)	95	455	15,690
MIG (CR)	0	0	208
MOTOR OIL (CR)	7	11	381
NATIONAL BANK (CR)	110	2,065	15,720
OPTIMA BANK (CR)	9	28	496
OTE (CR)	2	2	863
P.P.A. S.A. (CR)	0	0	43
PIRAEUS BANK (CR)	225	4,201	49,160
PPC (CR)	170	1,365	16,886
QUEST HOLDINGS (CR)	0	0	217
TITAN (CB)	20	51	811
VIOHALCO SA/NV (CB)	62	270	2,356
Index Options	9	125	1,409
FTSE/Athex Large Cap	9	125	1,409
Stock Options	13	185	4,073
Allwyn AG (CR)	3	35	110
ALPHA BANK (CR)	0	0	2,010
NATIONAL BANK (CR)	0	0	335
OTE (CR)	3	45	213
PIRAEUS BANK (CR)	2	30	910
PPC (CR)	5	75	495
<b>Total Derivatives Traded</b>	<b>2,197</b>	<b>29,360</b>	<b>1,880,240</b>

Number of Outstanding Securities	Nominal Value	Dividends [1]			Date of Last Coupon		Note	Shares	Closing price	% change	Previous closing price/date	Open price	Price min	Price max	Last price	Avg price	Last Bid [7]	Last Ask [7]	P/E after tax	Year	Volume	Trades	Transactions Value[8]	Company Mkt Value (thou. €)	Year low	Year high	Sector[4]	
2023	2024	2025	Dividend [2]	Right																								
806,782,473	0.300	1.6123	1.4029	0.5	08/04/2026	25/06/2024	---	Allwyn AG (CR)	11.78	-0.21	€ 11.805	19/05/2026	11.805	11.78	12.07	11.78	11.902	1157@11.78	338@11.86	---	---	718,488	3,443	8,551,259.77	9,503,897.53	11.66	19.0367	40501020
2,315,261,358	0.290	0.026	0.0303	0.0485	01/12/2025	18/04/2017	---	ALPHA BANK (CR)	3.515	0.06	# 3.513	19/05/2026	3.49	3.442	3.569	3.515	3.51	6119@3.51	3129@3.54	---	---	4,571,511	4,173	16,044,016.07	8,138,143.67	2.95	4.489	30101010
58,492,542	1.00	---	0.1	---	23/06/2025	27/01/2025	---	ALTER EGO MEDIA (CR)	5.48	0.37	# 5.46	19/05/2026	5.43	5.39	5.49	5.48	5.459	555@5.44	444@5.49	---	---	74,418	137	406,277.51	320,539.13	4.88	6.425	40301035
36,353,868	1.00	0.1	0.11	---	01/07/2025	21/08/2023	---	AUSTRIACARD (CB)	9.51	0.10	# 9.5	19/05/2026	9.5	9.48	9.53	9.51	9.5	8760@9.51	7820@9.53	---	---	209,798	197	1,993,094.29	345,725.28	6.04	9.6	10101010
48,624,764	0.080	0.7	0.85	0.85	24/04/2026	05/12/2022	---	AUTOHELLAS SA (CR)	10.8	0.93	# 10.7	19/05/2026	10.68	10.56	10.8	10.8	10.674	124@10.58	25@10.80	---	---	10,261	145	109,528.34	525,147.45	10.54	13.44	40401030
1,867,802,694	0.300	---	---	---	30/05/2013	10/10/2023	---	BALLY'S INTRALOT (CR)	1.12	-0.36	€ 1.124	19/05/2026	1.13	1.105	1.13	1.12	1.118	1913@1.12	101593@1.12	---	---	1,731,725	598	1,936,736.82	2,091,939.02	0.822	1.154	40501020
435,962,305	0.100	---	0.48	0.2	22/09/2025	23/09/2024	---	BANK OF CYPRUS (CR)	9.32	0.43	# 9.28	19/05/2026	9.28	9.28	9.42	9.32	9.375	963@9.32	581@9.35	---	---	477,894	1,271	4,480,108.39	4,063,168.68	7.94	9.975	30101010
212,384,903	0.08	0.14	---	---	24/06/2025	07/12/2016	---	CENERGY HOLDINGS (CB)	23.4	-0.34	€ 23.48	19/05/2026	23.02	22.6	23.82	23.4	23.244	49@23.38	100@23.54	---	2025	252,678	2,102	5,873,346.24	4,969,806.73	15.12	26.22	50202010
373,239,562	6.70	0.93	1.03	1.2	14/05/2026	29/04/2013	---	CC HBC AG (CR)	48.75	0.31	# 48.6	19/05/2026	48.65	48.3	48.95	48.75	48.578	837@48.75	120@48.80	---	---	15,361	198	746,211.208	1,954,286.65	42.5	55.75	45101020
1,993,012,407	0.050	---	---	---	04/06/2008	16/10/2024	---	CrediaBank (CR)	1.242	2.99	# 1.206	19/05/2026	1.21	1.206	1.258	1.242	1.241	101700@1.24	2247@1.24	---	---	2,138,489	1,919	2,653,712.85	2,475,321.41	0.871	1.722	30101010
3,631,510,801	0.220	0.0933	0.105	0.0468	06/11/2025	20/05/2019	---	EUROBANK (CR)	3.534	-1.45	€ 3.586	19/05/2026	3.586	3.502	3.662	3.534	3.582	5000@3.53	21046@3.54	---	---	9,933,258	6,872	35,584,739.27	833,759.17	3.162	4.392	30101010
51,889,670	1.00	0.12	0.15	---	27/06/2025	23/07/2019	---	FOURLIS (CR)	4.45	-1.22	€ 4.505	19/05/2026	4.41	4.39	4.55	4.45	4.437	230@4.40	4532@4.45	---	---	113,582	382	504,003.22	230,909.03	4.04	4.98	40401010
305,635,185	2.18	0.9	0.75	0.2	19/01/2026	01/10/2003	---	HELLENIO ENERGY (CR)	10.15	1.50	# 10	19/05/2026	9.92	9.92	10.15	10.15	10.082	292@10.13	3490@10.15	---	---	210,031	992	2,117,625.70	3,102,197.13	8.4	10.4	60101020
83,600,000	0.690	0.0504	0.1209	---	22/09/2025	02/07/2024	---	INTRACOM HOLDINGS (CR)	3.6	1.12	# 3.56	19/05/2026	3.54	3.53	3.67	3.6	3.617	440@3.60	12491@3.60	---	---	181,253	589	655,635.68	300,960.00	2.685	3.85	10101010
134,365,561	0.880	1.4726	0.5063	---	23/03/2026	05/03/2014	---	JUMBO SA (CR)	22	-0.90	€ 22.2	19/05/2026	22.2	21.94	22.26	22	22.08	1299@22.00	2112@22.02	---	---	132,709	1,151	2,930,195.98	2,956,042.34	21.22	28.7	40401010
176,736,715	0.300	---	---	---	30/05/2007	27/11/2019	---	LAMDA DEVELOPMENT SA (CR)	6	0.08	# 5.995	19/05/2026	5.995	5.95	6.015	6	5.993	17@6.00	544@6.01	---	---	138,124	526	827,737.34	1,060,420.29	5.85	7.76	35101010
169,043,561	0.300	---	0.02	---	17/07/2025	28/11/2022	---	LAVIPHARM SA (CR)	1.55	0.65	# 1.54	19/05/2026	1.534	1.506	1.57	1.55	1.529	10@1.53	147@1.56	---	---	117,549	227	179,694.63	262,017.52	0.937	1.724	20103015
143,022,980	1.00	---	---	---	04/08/2025	---	---	METLEN PLC (CR)	37.58	1.02	# 37.2	19/05/2026	37.2	36.88	37.66	37.58	37.253	59@37.56	103@37.60	---	---	168,403	2,246	6,273,552.16	5,374,803.59	31.9	47.68	65102000
126,502,434	0.500	0.0304	0.0302	---	15/05/2025	28/07/2021	---	PREMIA (CR)	1.38	0.44	# 1.374	19/05/2026	1.374	1.372	1.39	1.38	1.383	2500@1.38	2000@1.38	---	---	84,425	223	116,767.59	174,573.36	1.236	1.49	35102000
24,823,934	0.230	0.049	0.0647	---	01/07/2025	08/06/2022	---	PROFILE SA (CR)	7.1	1.28	# 7.01	19/05/2026	7.12	7.07	7.28	7.1	7.134	459@7.10	860@7.14	---	---	52,793	261	376,639.82	176,249.93	6	8.12	10101010
70,029,804	1.00	---	---	---	15/05/2025	---	---	QUALCO GROUP (CR)	5.76	0.70	# 5.72	19/05/2026	5.72	5.69	5.77	5.76	5.732	211@5.74	2238@5.77	---	---	51,381	218	294,496.81	403,371.67	5.08	6.73	10101015
35,377,749	0.280	---	---	---	18/07/2005	22/12/2025	---	QUALITY & RELIABILITY SA (CR)	1.18	2.61	# 1.15	19/05/2026	1.15	1.124	1.18	1.18	1.155	1300@1.16	1000@1.19	---	---	151,835	243	175,438.41	41,745.74	1	1.43	10101010
78,325,475	0.85	3	---	---	30/06/2025	23/07/2019	---	TITAN (CB)	46.92	1.47	# 46.24	19/05/2026	46.08	46.06	47.12	46.92	46.858	30@46.82	13@46.96	---	---	40,882	1,115	1,915,654.00	3,675,031.29	42.6	59	50101030
259,189,761	0.12	0.16	---	---	24/06/2025	26/02/2016	---	VIOHALCO SA/NV (CB)	18.8	3.87	# 18.1	19/05/2026	18.1	17.68	18.94	18.8	18.372	2@18.68	5@18.84	---	---	125,123	990	2,298,715.94	4,872,767.51	11.4	19.2	55102015
148,321,516	0.300	0.03	0.07	---	02/09/2025	22/01/2020	---	AVAX S.A. (CR)	3.45	0.88	# 3.42	19/05/2026	3.42	3.37	3.5	3.45	3.457	1677@3.45	40@3.49	---	---	231,629	583	800,724.24	511,709.23	2.79	3.735	50101010
232,000,000	2.12	0.0582	0.1207	0.1207	25/09/2025	19/06/2017	---	ADMIE (IPTO) HOLDING S.A. (CR)	3.26	1.24	# 3.22	19/05/2026	3.22	3.2	3.29	3.26	3.258	5130@3.25	2500@3.27	---	2025	203,190	393	661,940.79	756,320.00	2.76	3.395	65101015
90,167,100	0.500	0.7515	0.8041	0.903	28/04/2026	24/05/2021	---	AEGEAN AIRLINES (CR)	11.23	1.91	# 11.02	19/05/2026	11.09	10.9	11.29	11.23	11.098	400@11.11	380@11.23	---	---	92,938	974	1,031,398.10	1,012,576.53	10.8	15.36	40501010
204,002,463	0.300	---	---	---	12/08/2008	07/01/2025	---	AKTOR S.A. HOLDING CO. (CR)	10.3	-0.58	€ 10.36	19/05/2026	10.34	10.06	10.34	10.3	10.246	1436@10.28	1248@10.30	---	---	225,344	785	2,308,855.08	2,101,225.37	9.25	11.7	50101010
103,423,291	0.570	---	0.4134	---	25/06/2025	28/08/2024	---	GEK TERNA (CR)	40.02	0.10	# 39.98	19/05/2026	39.98	39.84	40.6	40.02	40.152	2145@40.00	112@40.10	---	---	292,485	3,531	11,743,893.82	4,139,000.11	25.28	43.44	50101010
369,270,000	2.48	0.25	0.4	---	21/07/2025	12/12/2001	---	PPC (CR)	19.92	0.61	# 19.8	19/05/2026	19.8	19.62	20.3	19.92	19.989	3887@19.92	49668@20.00	---	---	1,303,232	3,749	26,050,546.27	7,355,858.40	16.28	20.7	65101015
318,197,805	1.00	0.33	0.7862	0.6621	22/04/2026	07/02/2024	---	ATHENS INTL AIRPORT (CR)	10.03	1.62	# 9.87	19/05/2026	9.87	9.8	10.05	10.03	9.898	10@9.93	2003@10.04	---	2025	80,036	694	792,172.97	3,191,523.98	9.6705	11.9882	50206060
914,715,153	1.00	0.3643	0.4442	0.221	10/11/2025	29/08/2018	---	NATIONAL BANK (CR)	13.6	0.55	# 13.525	19/05/2026	13.45	13.27	13.6	13.6	13.514	21504@13.59	14223@13.62	---	---	4,532,488	8,910	61,253,936.05	2,440,126.08	12.06	16.005	30101010
27,728,682	0.260	(0.06)	0.065	---	14/07/2025	24/07/2024	---	EKTER SA (CR)	4.38	-1.35	€ 4.44	19/05/2026	4.42	4.28	4.44	4.38	4.397	271@4.38	73@4.42	---	---	34,530	198	151,823.60	121,451.63	3.28	4.64	50101010
375,241,586	0.390	0.04	0.0901	---	26/06/2025	14/07/2006	---	ELVALHALCOR (CR)	4.87	1.25	# 4.81	19/05/2026	4.85	4.69	4.99	4.87	4.86	26@4.87	10@4.90	---	---	388,499	1,417	1,887,920.76	1,827,426.52	3.21	5.63	55102015
348,192,005	0.040	---	---	0.5029	22/12/2025	24/03/2025	---	ELLAKTOR (CR)	1.346																			

## Daily Official List

Year: 147 Trading Day No: 91

## Section 2: Analytic Figures of Shares Transactions

Wednesday, 20 May, 2026

Number of Outstanding Securities	Nominal Value	Dividends [1]			Date of Last Coupon		Note	Shares	Closing price	% change	Previous closing price/date	Open price	Price min	Price max	Last price	Avg price	Last Bid [7]	Last Ask [7]	P/E after tax	Year	Volume	Trades	Transactions Value[8]	Company Mkt Value (thou. €)	Year low	Year high	Sector[4]	
2023	2024	2025	Dividend [2]	Right																								
63,700,000	0.780	0.2313	0.3139	0.3952	04/05/2026	13/06/2018	---	GR. SARANTIS S.A. (CR)	14.82	-0.67	€ 14.92	19/05/2026	14.9	14.74	14.9	14.82	14.276	600@14.80	41@14.88	---	---	219,320	371	3,131,088.12	944,034.00	12.92	15.74	45201020
221,322,426	1.15	(0.1467)	(0.19)	---	23/06/2025	09/07/2025	---	OPTIMA BANK (CR)	10.29	-0.96	€ 10.39	19/05/2026	10.4	10.09	10.42	10.29	10.238	1438@10.28	13@10.30	---	---	297,704	942	3,047,997.84	2,277,407.76	7.59	10.46	30101010
1,235,953,028	0.930	0.0632	---	---	10/07/2024	03/06/2025	---	PIRAEUS BANK (CR)	8.176	1.74	# 8.036	19/05/2026	8.05	7.964	8.25	8.176	8.147	1533@8.19	9384@8.19	---	---	5,310,744	4,828	43,268,889.29	105,151.96	6.53	8.99	30101010
Main Market - Medium Liquidity Class																												
13,126,020	0.660	0.1376	0.1713	---	16/12/2025	04/09/2020	---	AS COMPANY SA (CR)	4.8	3.23	# 4.65	19/05/2026	4.65	4.65	4.85	4.8	4.794	539@4.78	1800@4.80	---	---	192,400	222	922,423.98	63,004.90	3.62	4.85	40401030
14,000,000	1.95	0.26	0.5	---	24/06/2025	26/03/2024	---	ALPHA REAL ESTATE (CR)	7.38	0.27	# 7.36	19/05/2026	7.38	7.38	7.4	7.38	7.382	300@7.30	350@7.44	---	---	2,700	37	19,932.00	103,320.00	6.94	7.58	35101015
3,150,744	0.360	0.563	0.5842	---	27/05/2025	02/06/2020	---	ALPHA TRUST HOLDINGS (CR)	19.9	---	~ 19.9	19/05/2026	19.9	19.9	19.95	19.95	19.909	100@19.75	2320@19.95	---	---	1,100	9	21,900.00	62,699.81	11.9	20	30202010
243,164,193	0.300	0.07	0.07	---	12/09/2025	05/12/2023	---	ATTICA HOLDINGS (CR)	1.61	1.90	# 1.58	19/05/2026	1.58	1.57	1.614	1.61	1.597	38@1.61	300@1.62	---	---	5,516	30	8,809.39	391,494.35	1.5	2.06	40501015
178,157,803	0.040	---	---	---	01/07/2008	21/02/2020	---	AVE (CR)	0.438	2.34	# 0.428	19/05/2026	0.433	0.432	0.438	0.438	0.434	100@0.431	5582@0.438	---	---	6,265	21	2,715.97	78,033.12	0.421	0.49	40301010
47,149,827	2.10	---	0.135	0.2	06/05/2026	27/12/2024	---	BRIQ PROPERTIES (CR)	3.06	---	~ 3.06	19/05/2026	3.06	3.06	3.07	3.06	3.069	3462@3.06	1003@3.07	---	---	12,904	27	39,598.43	144,278.47	2.86	3.16	35102000
101,123,806	0.360	---	---	---	22/07/2010	28/06/2011	---	CENTRIC HOLDINGS (CR)	0.315	0.32	# 0.314	19/05/2026	0.314	0.31	0.318	0.315	0.314	1180@0.306	1936@0.315	---	---	19,944	34	6,261.90	31,854.00	0.276	0.42	40203040
784,500	10.00	0.5008	0.4	0.15	02/12/2025	31/07/2018	---	CNL CAPITAL (CR)	6.65	-0.75	€ 6.7	19/05/2026	6.6	6.6	6.65	6.65	6.638	100@6.60	100@6.70	---	2025	400	4	2,655.00	5,216.93	6.3	7.6	30202010
10,567,700	0.300	---	---	---	06/10/2005	13/02/2002	---	CPI SA (CR)	0.52	-2.99	€ 0.536	19/05/2026	0.492	0.483	0.52	0.52	0.502	35@0.500	127@0.520	---	---	5,706	21	2,865.54	5,495.20	0.442	0.646	10102030
18,680,300	0.050	---	---	---	06/07/2022	---	---	DIMAND (CR)	13	---	~ 13	19/05/2026	12.95	12.8	13	13	12.91	100@12.85	730@13.10	---	---	5,872	34	75,806.60	242,843.90	10.95	13.5	35101010
15,583,480	0.100	---	0.04	---	07/07/2025	02/02/2026	---	E.I.N.S. (CR)	1.798	1.01	# 1.78	19/05/2026	1.796	1.756	1.816	1.798	1.797	2000@1.78	1932@1.80	---	---	38,899	79	69,890.14	28,019.10	1.38	2.115	50205020
60,348,000	0.420	0.2504	0.3025	---	23/06/2025	04/08/2021	---	EURONEXT ATHENS (CR)	7.29	4.89	# 6.95	19/05/2026	7.05	7.01	7.34	7.29	7.198	2150@7.23	80@7.28	---	---	44,790	253	322,379.40	439,936.92	5.72	7.43	30202015
121,168,897	0.040	---	---	---	07/07/2010	16/01/2024	5160	FRIGOGLASS SA (CR)	0.357	-0.56	€ 0.359	19/05/2026	0.367	0.342	0.368	0.357	0.351	3728@0.350	12@0.357	---	2024	30,890	34	10,854.21	43,257.30	0.291	0.5	50204000
56,003,921	1.55	---	---	---	30/08/1993	29/01/2026	---	IDEAL HOLDINGS (CR)	6.77	0.89	# 6.71	19/05/2026	6.7	6.68	6.79	6.77	6.707	10@6.73	470@6.77	---	---	34,124	176	228,874.41	379,146.55	5.3	6.9	10102030
4,740,000	0.860	---	---	---	14/03/2003	---	---	LOGISMOS S.A. (CR)	2.12	---	~ 2.12	19/05/2026	2.12	2.12	2.12	2.12	2.12	100@2.06	53@2.12	---	2025	340	2	720.80	10,048.80	1.96	2.58	10101015
17,120,280	0.940	0.12	0.3	---	26/05/2025	26/06/2023	---	LOULIS FOOD (CR)	3.78	1.61	# 3.72	19/05/2026	3.78	3.7	3.78	3.78	3.748	250@3.70	1000@3.86	---	---	2,410	10	9,033.30	64,714.66	3.42	4.1	45102020
4,419,616	1.58	0.06	0.13	---	07/07/2025	04/03/2015	---	MEDICON S.A. (CR)	2.62	-0.76	€ 2.64	19/05/2026	2.61	2.61	2.62	2.62	2.62	145@2.54	850@2.62	---	---	1,450	6	3,798.40	11,579.39	2.32	2.75	20102010
468,700	2.8	2.4	---	---	12/06/2025	21/05/2004	---	MERMEREN KOMB. A.D. PR. (GDR)	31.4	1.29	# 31	19/05/2026	31.4	30.2	31.6	31.4	30.864	100@30.00	107@31.40	---	2025	229	10	7,067.80	14,717.18	30.2	36.2	55102000
10,500,000	0.950	0.15	0.25	---	04/07/2025	21/07/2023	---	MEVACO SA (CR)	8.62	1.41	# 8.5	19/05/2026	8.62	8.34	8.68	8.62	8.544	60@8.44	340@8.62	---	2025	431	13	3,682.34	90,510.00	8.2	9.85	55102015
31,400,000	0.400	---	---	---	26/04/2007	10/05/2023	---	MIG (CR)	3.26	-0.15	€ 3.265	19/05/2026	3.26	3.25	3.28	3.26	3.266	26@3.26	100@3.27	---	---	3,953	80	12,912.29	102,364.00	2.82	3.85	30202000
153,908,095	0.870	0.0229	0.0248	0.0303	15/05/2026	02/08/2024	---	ORILINA PROPERTIES REIC (CR)	0.84	0.24	# 0.838	19/05/2026	0.838	0.83	0.84	0.84	0.836	2196@0.832	2913@0.840	---	---	17,207	40	14,377.88	129,282.80	0.77	0.888	35102000
14,101,683	0.100	0.0526	0.1091	---	03/06/2025	02/11/2021	---	PERFORMANCE TECHNOLOGIES (CR)	9.25	1.76	# 9.09	19/05/2026	9.12	9.05	9.25	9.25	9.152	170@9.17	1171@9.25	---	---	16,313	51	149,293.07	130,440.57	6.62	9.69	10101010
107,222,688	0.440	0.22	0.3	---	23/06/2025	16/03/2022	---	QUEST HOLDINGS (CR)	6.94	-0.29	€ 6.96	19/05/2026	6.98	6.94	7	6.94	6.991	100@6.90	3@6.94	---	---	24,081	129	168,360.18	744,125.45	6.07	7.22	10101010
30,703,824	0.400	0.04	0.0509	---	19/08/2025	06/08/2021	---	REAL CONSULTING (CR)	6.22	-0.32	€ 6.24	19/05/2026	6.26	6.18	6.26	6.22	6.214	125@6.16	3777@6.22	---	---	5,315	34	33,028.58	190,977.79	4.95	6.7	10101010
6,456,530	1.08	0.16	0.15	---	21/07/2025	02/08/2010	---	SPACE HELLAS SA (CR)	6.48	-0.31	€ 6.5	19/05/2026	6.44	6.36	6.6	6.48	6.45	99@6.48	15@6.50	---	---	1,857	20	11,976.98	41,838.31	5.92	8.48	15101010
121,132,042	1.60	0.08	0.1	0.0651	30/12/2025	10/11/2023	---	TRADE ESTATES REIC (CR)	2.03	---	~ 2.03	19/05/2026	2.04	2.03	2.045	2.03	2.038	500@2.03	134@2.03	---	---	29,811	43	60,754.08	245,898.05	1.81	2.07	35102045
17,513,933	0.300	---	---	---	16/11/1992	09/10/2025	---	UNIBIOS (CR)	2.6	3.59	# 2.51	19/05/2026	2.5	2.49	2.61	2.6	2.576	80@2.58	200@2.61	---	---	12,491	44	32,176.07	45,536.23	2.13	2.97	50204000
37,975,800	0.600	---	---	---	10/09/2019	01/04/2026	---	YKNOT (CR)	1.43	2.14	# 1.4	19/05/2026	1.4	1.37	1.445	1.43	1.419	1500@1.42	5650@1.44	---	---	317,544	385	450,689.53	54,305.39	0.7326	1.7394	40501015
32,413,681	0.370	---	---	---	15/07/2009	11/05/2000	---	ALUMIL (CR)	5.73	-0.69	€ 5.77	19/05/2026	5.73	5.71	5.84	5.73	5.771	700@5.68	40@5.79	---	---	13,187	46	76,108.17	185,730.39	5	6.88	55102035
3,734,164	3.44	0.4954	0.5896	---	14/10/2025	19/07/2022	---	ANDROMEDA SA (CR)	8.8	0.69	# 8.74	19/05/2026	8.8	8.78	8.8	8.8	8.781	63@8.70	59@8.80	---	2025	8,285	45	72,751.20	32,860.64	7.58	9.1	30204000
23,986,500	1.00	---	---	---	26/06/2009	25/08/2025	---	BIOKARPET S.A.(CR)	1.63	-0.37	€ 1.636	19/05/2026	1.63	1.604	1.632	1.63	1.629	200@1.61	496@1.63	---	---	10,179	36	16,581.55	39,098.00	1.45	2.06	50101035
6,325,000	0.600	0.145	0.07	---	28/07/2025	17/02/2014	---	VOYATZOGLOU (CR)	2.09	0.48	# 2.08	19/05/2026	2.1	2.08	2.1	2.08	2.089	225@2.06	498@2.09	---	---	850	17	1,776.00	13,219.25	1.96	2.44	50205010
24,060,000	0.300	0.075	0.075	---	17/06/2025	01/07/2019	---	GEN. COMMERCIAL & IND.SA (CR)	2.23	-0.45	€ 2.24	19/05/2026	2.16	2.16	2.24	2.2												

## Daily Official List

Year: 147 Trading Day No: 91

## Section 2: Analytic Figures of Shares Transactions

Wednesday, 20 May, 2026

Number of Outstanding Securities	Nominal Value	Dividends [1]			Date of Last Coupon		Note	Shares	Closing price	% change	Previous closing price/date	Open price	Price min	Price max	Last price	Avg price	Last Bid [7]	Last Ask [7]	P/E after tax	Year	Volume	Trades	Transactions Value[8]	Company Mkt Value (thou. €)	Year low	Year high	Sector[4]	
		2023	2024	2025	Dividend [2]	Right																						
34,720,000	0.310	---	---	---	16/06/2010	01/08/2007	---	DROMEAS SA (CR)	0.31	-0.32	€ 0.311	19/05/2026	0.322	0.302	0.322	0.31	0.308	900@0.304	25@0.323	---	---	24,519	39	7,555.28	10,763.20	0.295	0.39	40202015
13,673,200	0.420	0.05	0.05	---	19/08/2025	26/07/2001	---	EVROFARMA (CR)	3.81	1.33	# 3.76	19/05/2026	3.81	3.7	3.81	3.81	3.778	3@3.80	525@3.81	---	---	627	21	2,368.55	52,094.89	3.02	4.07	45102020
18,146,007	1.00	---	---	---	23/08/2023	10/09/2010	---	ELASTRON (CR)	2.37	---	~ 2.37	19/05/2026	2.37	2.31	2.38	2.37	2.348	250@2.34	1462@2.37	---	---	5,568	29	13,074.84	43,006.04	2.02	2.65	55102010
23,828,130	0.500	0.108	0.1366	---	14/07/2025	17/02/2009	---	ELINOIL S.A. (CR)	2.16	---	~ 2.16	19/05/2026	---	---	---	---	500@2.13	473@2.17	---	---	---	---	---	---	51,468.76	2.07	2.59	60101020
19,864,886	5.60	0.672	0.672	0.672	23/04/2026	02/07/2008	---	BANK OF GREECE (CR)	14.75	---	~ 14.75	19/05/2026	14.75	14.6	14.75	14.75	14.678	213@14.65	336@14.75	---	2025	4,174	35	61,265.10	293,007.07	14.55	17.5	30101010
26,730,187	0.520	---	0.07	---	09/07/2025	01/08/2017	---	ELTON SA (CR)	1.82	-0.55	€ 1.83	19/05/2026	1.835	1.805	1.835	1.82	1.82	500@1.80	88@1.82	---	---	6,498	40	11,825.73	48,648.94	1.62	2.22	50205010
36,300,000	1.12	0.0276	0.055	---	01/07/2025	12/12/2007	---	THESSALONIKA WATER & SEWERAGE	4.22	-0.59	€ 4.245	19/05/2026	4.245	4.22	4.275	4.22	4.245	60@4.21	1387@4.25	---	---	8,542	44	36,263.29	153,186.00	3.4	4.38	65102030
143,352,325	0.260	---	---	---	29/08/2022	28/04/2025	---	EVROPI HOLDINGS S.A. (CR)	2.165	2.85	# 2.105	19/05/2026	2.135	2.11	2.19	2.165	2.148	2003@2.14	2108@2.17	---	---	151,218	196	324,750.91	310,357.78	1.77	2.34	30302025
86,735,980	0.310	0.02	---	---	22/07/2024	07/09/2023	---	ATHENS MEDICAL CENTER SA (CR)	1.79	0.84	# 1.775	19/05/2026	1.805	1.745	1.805	1.79	1.768	227@1.76	146@1.79	---	---	2,102	23	3,715.80	155,257.40	1.565	2.07	20101010
114,320,400	0.100	---	---	---	26/11/2021	05/08/2019	---	IKTINOS HELLAS SA (CR)	0.3645	2.82	# 0.3545	19/05/2026	0.354	0.3465	0.365	0.3645	0.358	500@0.359	913@0.365	---	---	70,000	114	25,025.39	41,669.79	0.302	0.4535	50101035
14,111,198	0.450	(0.0133)	0.07	---	31/07/2025	09/01/2025	---	ILYDA S.A. (CR)	4.16	3.35	# 4.025	19/05/2026	4.06	4.025	4.245	4.16	4.054	130@4.10	146@4.16	---	2025	11,773	73	47,723.91	58,702.58	3.74	5.52	10101015
3,417,600	0.100	0.016	---	---	04/07/2024	02/04/2024	---	INTERWOOD-XYLEMPORIA (PR)	0.438	2.34	# 0.428	19/05/2026	0.402	0.402	0.444	0.438	0.413	100@0.412	28@0.430	---	---	664	24	274.45	13,986.69	0.4	0.76	50101020
45,417,399	0.100	---	---	---	25/07/2008	02/04/2024	---	INTERWOOD-XYLEMPORIA (CR)	0.275	-1.79	€ 0.28	19/05/2026	0.281	0.268	0.284	0.275	0.275	2000@0.269	2990@0.275	---	---	57,305	64	15,768.56	13,986.69	0.201	0.295	50101020
18,567,912	0.590	0.16	0.201	---	02/07/2025	26/01/2021	---	INTERLIFE G.C.I.(CR)	6.68	6.03	# 6.3	19/05/2026	6.3	6.3	6.68	6.68	6.499	10@6.54	668@6.68	---	2025	12,638	67	82,136.58	124,033.65	5.56	7	30302025
8,424,900	0.500	---	---	---	12/07/2010	04/07/2019	---	INTERTECH SA (CR)	1.56	-0.64	€ 1.57	19/05/2026	1.56	1.51	1.57	1.56	1.557	1@1.56	999@1.56	---	2025	4,412	11	6,869.22	13,142.84	0.99	1.615	50205010
2,760,000	11.83	12.4	14	---	30/05/2025	16/07/1990	---	KARELIA (CR)	426	0.47	# 4.24	19/05/2026	420	420	426	426	424.202	2@424.00	96@426.00	---	---	257	35	109,020.00	1,175,760.00	354	434	45103010
19,804,134	0.150	---	---	---	01/07/2004	06/11/2017	---	KEKROPS SA (CR)	2.08	1.46	# 2.05	19/05/2026	2.05	1.94	2.09	2.08	2.022	40@2.07	2340@2.08	---	2025	68,438	125	138,409.72	41,192.60	1.53	2.35	35101010
11,510,102	0.890	---	---	---	24/06/2005	06/10/1999	---	NAFPAKTOS TEXTILE (CR)	1.255	-0.79	€ 1.265	19/05/2026	1.265	1.24	1.275	1.255	1.255	700@1.21	60@1.25	---	---	2,757	15	3,460.38	14,445.18	1.175	1.69	55101020
21,224,340	0.420	---	---	---	06/09/2022	25/04/2006	---	KORDELLOS BROS SA (CR)	0.439	1.62	# 0.432	19/05/2026	0.409	0.409	0.439	0.439	0.425	163@0.422	145@0.441	---	2025	3,903	34	1,659.44	9,317.49	0.366	0.554	55102010
33,065,136	0.380	0.3506	0.4007	---	21/08/2025	16/09/2013	---	KRI-KRI S.A. (CR)	24.5	-2.00	€ 25	19/05/2026	24.9	24.4	25.1	24.5	24.888	189@24.40	180@24.85	---	2025	21,146	138	526,280.30	810,095.83	19.18	26.15	45102020
6,200,000	0.500	---	---	---	22/06/2010	01/11/1995	---	MINERVA KNITWEAR (CR)	0.56	0.90	# 0.555	19/05/2026	0.56	0.55	0.56	0.55	0.56	250@0.535	250@0.575	---	---	222	4	124.31	3,472.00	0.473	0.772	40204020
5,939,268	0.620	---	---	---	10/07/2003	03/01/2002	---	LANAKAM SA (CR)	1.67	---	~ 1.67	19/05/2026	---	---	---	---	144@1.40	100@1.48	---	---	---	---	---	---	9,918.58	0.96	1.67	40401020
9,819,370	0.500	---	---	---	14/08/2007	09/01/2004	---	MATHIOS REFRACTORY SA (CR)	0.665	0.76	# 0.66	19/05/2026	0.66	0.655	0.665	0.665	0.663	99@0.655	99@0.670	---	---	660	18	437.38	6,529.88	0.59	0.97	55101000
30,150,000	0.360	0.122	0.1335	---	17/06/2025	25/04/2019	---	MOTODYNAMICS S.A. (CR)	2.51	0.80	# 2.49	19/05/2026	2.51	2.48	2.57	2.51	2.542	50@2.49	900@2.56	---	---	20,572	80	52,299.80	75,676.50	2.23	2.7	40401030
126,431,958	2.50	0.025	0.043	---	03/06/2025	05/06/2024	---	NOVAL PROPERTY REIC (CR)	2.6	-0.38	€ 2.61	19/05/2026	2.61	2.6	2.63	2.6	2.609	1922@2.60	1083@2.61	---	2025	10,117	39	26,395.48	328,723.09	2.51	2.92	35102045
10,080,000	3.00	1.3	2	2.2	14/05/2026	27/08/2001	---	TPA SA (CR)	37.7	0.80	# 37.4	19/05/2026	36.8	36.8	38.1	37.7	37.725	121@37.00	55@37.80	---	---	3,116	40	117,550.70	380,016.00	33.2	40.2	50206060
25,000,000	2.00	1.336	1.92	---	04/08/2025	08/08/2003	---	P.P.A. S.A. (CR)	36	-1.77	€ 36.65	19/05/2026	36.6	35.75	37.25	36	36.171	7@35.80	25@36.95	---	2025	11,194	341	404,897.60	900,000.00	35.4	41.1	50206060
68,926,799	0.240	---	---	---	07/07/2023	---	---	ONYX TOURISTIKI S.A. (CR)	1.598	-1.11	€ 1.616	19/05/2026	1.604	1.564	1.604	1.598	1.587	100@1.58	1693@1.60	---	---	40,655	95	64,519.64	110,145.02	1.33	2.22	40401020
4,971,466	1.46	---	---	---	04/07/2007	08/10/2003	---	PAIRIS SA (CR)	0.762	-3.05	€ 0.786	19/05/2026	0.78	0.762	0.78	0.762	0.762	5@0.750	4281@0.760	---	---	1,251	6	953.28	3,788.26	0.6	0.984	50203030
27,098,594	0.540	0.0702	0.0605	0.0909	21/04/2026	14/01/2021	---	PAPOUTSANIS (CR)	3.52	0.86	# 3.49	19/05/2026	3.52	3.49	3.56	3.52	3.535	400@3.46	101@3.52	---	2025	3,190	29	11,277.77	95,387.05	3.32	4.06	45201020
7,070,400	0.930	0.8645	0.3242	---	11/07/2025	06/05/2016	---	PETROPOULOS PETROS (CR)	8.08	---	~ 8.08	19/05/2026	8.1	8.02	8.1	8.08	8.075	700@8.08	400@8.10	---	---	3,109	16	25,105.52	57,128.83	7.58	8.98	50206015
43,741,452	0.660	0.2388	0.2391	0.07	19/01/2026	01/11/1999	---	THRACE PLASTICS SA (CR)	4.12	1.23	# 4.07	19/05/2026	4.08	4.04	4.12	4.12	4.076	250@4.08	87@4.12	---	---	13,186	62	53,748.11	180,214.78	3.55	4.535	50203015
21,912,599	0.300	0.0485	0.0483	---	29/04/2025	23/02/2007	---	REVOIL (CR)	1.59	1.60	# 1.565	19/05/2026	1.555	1.54	1.59	1.59	1.559	1000@1.57	497@1.59	---	---	15,030	64	23,437.25	34,841.03	1.535	1.86	60101020
13,582,223	1.35	---	---	---	24/06/2008	02/02/2016	---	SIDMA STEEL (CR)	1.655	0.61	# 1.645	19/05/2026	1.63	1.63	1.67	1.67	1.654	100@1.63	80@1.68	---	---	600	7	992.50	22,478.58	1.455	2.12	55102010
40,693,350	5.00	---	---	---	03/07/2006	26/05/2015	---	TECHNICAL OLYMPIC SA (CR)	2.34	0.86	# 2.32	19/05/2026	2.32	2.31	2.36	2.34	2.336	532@2.33	341@2.34	---	---	1,783	23	4,165.32	95,222.44	2.12	2.61	50206030
3,048,000	0.300	---	---	---	06/07/2007	01/06/2021	---	TZIRAKIAN PROFIL (CR)	1.95	0.26	# 1.945	19/05/2026	1.94	1.895	1.955	1.95	1.932	200@1.91	2380@1.95	---	2025	8,400</						

Number of Outstanding Securities	Nominal Value	Dividends [1]			Date of Last Coupon		Note	Shares	Closing price	% change	Previous closing price/date	Open price	Price min	Price max	Last price	Avg price	Last Bid [7]	Last Ask [7]	P/E after tax	Year	Volume	Trades	Transactions Value[8]	Company Mkt Value (thou. €)	Year low	Year high	Sector[4]		
		2023	2024	2025	Dividend [2]	Right																							
11,943,624	0.540	0.15	0.165	---	01/07/2025	30/08/2019	---	FLEXOPACK SA (CR)	8.25	---	8.25	19/05/2026	---	---	---	---	200@7.75	2@8.20	---	---	---	---	98,534.90	7.4	8.6	50203030			
394,737,498	0.500	0.02	0.03	0.04	26/03/2026	28/12/2023	---	TRASTOR REAL EST. INV. CO.(CR)	0.99	-1.00	€	1	19/05/2026	1.01	0.99	1.01	0.99	0.99611076@0.990	8110@0.998	---	2025	428,030	1,261	426,461.89	390,790.12	0.99	1.42	35102000	
15,300,000	0.300	---	0.01	---	09/10/2025	13/12/1999	---	ATTICA PUBLICATIONS SA (CR)	1.26	---	1.26	19/05/2026	1.28	1.25	1.29	1.25	1.258	125@1.21	200@1.28	---	---	269	4	338.52	19,278.00	1.17	1.44	40301030	
18,810,000	0.400	0.0381	0.0591	---	20/10/2025	14/11/2007	---	VARVERIS - MODA BAGNO SA (CR)	6.94	-0.29	€	6.96	19/05/2026	6.96	6.76	6.96	6.94	6.829	59@6.74	378@6.94	---	---	1,605	29	10,960.70	130,541.40	5.16	7.06	40401025
3,307,500	0.210	0.4	0.4	---	23/10/2025	30/11/2022	---	ELVE SA (CR)	5.75	-0.86	€	5.8	19/05/2026	5.8	5.75	6	6	5.754	950@5.70	299@6.00	---	2025	336	4	1,933.45	19,018.13	5	6.15	40204020
21,364,000	1.12	---	---	---	21/08/2023	08/03/2023	---	LAMPASA HOTEL SA (CR)	46.6	---	46.6	19/05/2026	47.4	47.4	47.4	47.4	47.4	50@46.60	49@47.40	---	---	1	1	47.40	995,562.40	42.2	48.4	40501025	
38,566,614	0.500	---	---	---	21/07/2008	07/07/2025	---	MOUZAKIS (CR)	0.484	---	0.484	19/05/2026	0.48	0.48	0.48	0.48	0.48	400@0.500	---	---	---	50	1	24.00	18,666.24	0.48	0.69	55101020	
42,500,000	1.00	0.0383	0.0538	0.3714	06/05/2026	13/09/2023	---	MPLE KEDROS (CR)	4.4	---	4.4	19/05/2026	4.4	4.4	4.4	4.4	4.4	299@4.39	100@4.41	---	---	1,134	9	4,989.60	187,000.00	4.23	4.51	35102000	
6,340,000	0.600	0.2	0.23	0.23	09/12/2025	11/01/2024	---	NAKAS MUSIC	3.46	1.77	#	3.4	19/05/2026	3.4	3.38	3.46	3.46	3.437	17@3.40	80@3.48	---	---	598	17	2,055.54	21,936.40	3.24	3.92	40401030
27,379,200	0.980	0.5001	0.52	---	25/08/2025	29/08/2022	---	CRETE PLASTICS SA (CR)	14.8	-0.67	€	14.9	19/05/2026	14.8	14.8	14.8	14.8	14.8	80@14.80	350@15.90	---	---	120	2	1,776.00	405,212.16	13.2	15.9	50203015
255,494,534	2.71	0.247	0.705	0.216	15/12/2025	30/09/2021	---	PRODEA (CR)	5.6	---	5.6	19/05/2026	5.6	5.6	5.65	5.65	5.601	195@5.60	1106@5.65	---	---	8,056	29	45,118.70	1,430,769.39	5.2	6.5	35102000	
4,181,450	0.500	---	---	---	21/08/2000	05/03/2002	---	FLOUR MILLS SARANTOPOULOS SA	1.64	---	1.64	19/05/2026	---	---	---	---	---	---	620@1.48	---	---	---	---	6,857.58	1.12	1.74	45102020		

## Exchange Traded Funds (ETFs)

1,380,078	---	---	---	---	15/06/2016	---	---	ALPHA ETF FTSE Athex Large Cap	57.42	0.63	#	57.06	19/05/2026	57.06	56.54	57.59	57.42	57.074	500@57.23	500@57.45	---	---	6,603	95	376,860.81	---	51.03	66.71	12003
-----------	-----	-----	-----	-----	------------	-----	-----	--------------------------------	-------	------	---	-------	------------	-------	-------	-------	-------	--------	-----------	-----------	-----	-----	-------	----	------------	-----	-------	-------	-------

## Surveillance

8,321,682	0.670	---	---	---	17/08/2007	23/11/1999	---	N. LEVENTERIS (CR)	0.278	---	0.278	19/05/2026	---	---	---	---	---	---	11617@0.278	---	2025	---	---	---	2,708.80	0.252	0.32	55102010	
2,160,524	0.670	---	---	---	03/12/2018	23/11/1999	---	N. LEVENTERIS (PR)	0.183	---	0.183	19/05/2026	---	---	---	---	---	---	1250@0.200	---	2025	---	---	---	2,708.80	0.165	0.2	55102010	
24,319,250	0.300	---	---	---	09/07/2002	04/07/2007	5165	PROODEFTIKH SA (CR)	0.244	-8.96	€	0.268	19/05/2026	0.246	0.244	0.246	0.244	0.245	11973@0.244	22000@0.246	---	---	122,377	43	29,936.94	5,933.90	0.244	0.5	50101010

## Suspension Status

13,191,620	0.620	---	---	---	04/08/2010	09/09/2002	5232	YALCO - CONSTANTINOU (CR)	0.16	---	0.16	30/05/2025	---	---	---	---	---	---	26032@0.162	---	---	---	---	---	2,110.66	0.16	0.16	40202020
17,579,754	4.16	---	---	---	18/08/2006	02/08/2010	---	BIOTER SA (CR)	0.206	---	0.206	30/05/2025	---	---	---	---	---	---	---	---	---	---	---	---	3,621.43	0.206	0.206	50101010
3,961,300	1.28	---	---	---	29/06/2004	03/08/2000	5248	DUROS SA (CR)	0.25	---	0.25	24/04/2023	---	---	---	---	---	---	---	---	---	---	---	---	990.33	0.25	0.25	40204020
15,842,391	1.51	---	---	---	15/07/2009	12/05/2000	5141	BITROS HOLDING SA (CR)	0.51	---	0.51	30/05/2025	---	---	---	---	---	---	---	---	---	---	---	---	8,079.62	0.51	0.51	55102010
28,438,268	0.070	---	---	---	21/08/2006	24/11/1999	5253	SPIROY AGRICULTURE SA (CR)	0.138	---	0.138	30/05/2025	---	---	---	---	---	---	---	---	---	---	---	---	3,924.48	0.138	0.138	45102010

## Shares' Notes

Code	Note text
( )	- Adjusted dividends.
*	- Last adjusted closing price.
[1]	- Net dividends.
[2]	- The "Date of Last Coupon" for New listings refers to the date company's stocks started to trade in Athex
[3]	- The Company Market Value is referred to the number of outstanding shares
[4]	- Sectors codification can be found in Appendix A
[5]	- The Market Value refers to the total number of shares listed (including their several classes) in the exchange by the company.
[6]	- P/E greater than 100
[7]	- Last view of the Order Book before the end of the trading session
[8]	- All Blocks Methods' Transactions Value are included.
5141	- Transfer to the Surveillance Category as of 10/05/2017.
5160	- Transfer to the Surveillance Category as of 15/04/2016.
5165	- Transfer to the Surveillance Category as of 15/02/2018.
5193	- Transfer to the Surveillance Category as of 25/10/2018.
5232	- Transfer to the Under Surveillance Category from 08/04/2011.
5248	- Transfer to the Surveillance Category as of 06/09/20116.
5253	- Transfer to the Surveillance Category as of 14/5/2021.

Securities Blocks Details

Securities	Block Volume	Price	Block Trade Value	Time of approval	Note
KRI-KRI S.A. (CR)	5,138	24.95	128,193.10	10:50:49	20
EUROBANK (CR)	249,166	3.59	895,004.27	10:53:51	20
OPTIMA BANK (CR)	20,943	10.33	216,236.48	10:54:30	20
PPC (CR)	20,803	19.95	414,915.84	10:56:45	20
OTE (CR)	15,964	18.80	300,123.20	11:07:15	20
Allwyn AG (CR)	30,000	11.90	357,000.00	11:08:38	20
ALPHA BANK (CR)	200,000	3.47	694,800.00	11:12:43	20
ALPHA BANK (CR)	233,681	3.47	809,938.35	11:27:46	20
NATIONAL BANK (CR)	156,513	13.44	2,102,752.16	11:33:53	20
OPTIMA BANK (CR)	20,000	10.14	202,800.00	11:34:04	20
PIRAEUS BANK (CR)	100,000	8.02	802,000.00	11:35:24	20
PIRAEUS BANK (CR)	100,000	8.02	801,800.00	11:35:45	20
GEK TERNA (CR)	5,002	40.34	201,780.68	11:38:40	20
OPTIMA BANK (CR)	31,263	10.18	318,257.34	12:19:21	20
NATIONAL BANK (CR)	32,179	13.47	433,451.13	13:12:28	20
Allwyn AG (CR)	45,830	11.92	546,293.60	13:16:24	20
Allwyn AG (CR)	50,000	11.94	596,750.00	13:29:11	20
NATIONAL BANK (CR)	131,000	13.50	1,767,845.00	13:40:04	20
PIRAEUS BANK (CR)	250,000	8.20	2,050,000.00	13:46:01	20
NATIONAL BANK (CR)	121,953	13.53	1,649,414.33	13:46:50	20
NATIONAL BANK (CR)	72,926	13.53	986,324.15	13:47:04	20
NATIONAL BANK (CR)	50,000	13.52	676,000.00	13:52:41	20
AS COMPANY SA (CR)	50,000	4.79	239,500.00	13:57:44	20
PIRAEUS BANK (CR)	70,000	8.07	564,900.00	14:02:38	20
NATIONAL BANK (CR)	318,837	13.53	4,313,864.61	14:42:59	20
PIRAEUS BANK (CR)	500,000	8.22	4,111,000.00	14:46:09	20
AKTOR S.A. HOLDING CO. (CR)	70,000	10.26	718,200.00	15:02:49	20
BALLY'S INTRALOT (CR)	500,000	1.12	560,000.00	15:03:27	20
PIRAEUS BANK (CR)	200,000	8.22	1,644,400.00	15:24:47	20
EUROBANK (CR)	200,000	3.64	727,600.00	15:56:54	20
GR. SARANTIS S.A. (CR)	64,000	14.20	908,800.00	16:02:41	20
GR. SARANTIS S.A. (CR)	64,000	14.20	908,800.00	16:04:25	20
GR. SARANTIS S.A. (CR)	64,000	14.20	908,800.00	16:05:24	20
PIRAEUS BANK (CR)	200,000	8.23	1,645,600.00	16:13:45	20
NATIONAL BANK (CR)	50,000	13.55	677,500.00	16:18:39	20
PIRAEUS BANK (CR)	200,000	8.23	1,645,600.00	16:22:00	20
CENERGY HOLDINGS (CB)	9,810	23.38	229,357.80	16:38:13	20

Blocks Notes

- 9 - Method 6-1 / Special Fees
- 10 - Method 6-1 / Special Fees, SDS
- 14 - Method 6-3 / Settlement, Incomplete Buy and Sell
- 18 - Method 6-2 / SPOT 1
- 19 - Method 6-2 / SPOT 2
- 20 - Method 6-1 and Method 6-1 Same Day Settlement
- 21 - Other Pre-agreed

### Securities Blocks Details

Securities	Block Volume	Price	Block Trade Value	Time of approval	Note
ALPHA BANK (CR)	311,621	3.47	1,080,390.01	16:58:41	20
PIRAEUS BANK (CR)	266,907	8.03	2,143,263.21	17:00:06	20
AUSTRIACARD (CB)	15,000	9.50	142,500.00	17:10:27	20
PIRAEUS BANK (CR)	590,004	8.18	4,823,872.70	17:12:18	20
PIRAEUS BANK (CR)	61,155	8.18	500,003.28	17:19:27	20

### Blocks Notes

- 9 - Method 6-1 / Special Fees
- 10 - Method 6-1 / Special Fees, SDS
- 14 - Method 6-3 / Settlement, Incomplete Buy and Sell
- 18 - Method 6-2 / SPOT 1
- 19 - Method 6-2 / SPOT 2
- 20 - Method 6-1 and Method 6-1 Same Day Settlement
- 21 - Other Pre-agreed

## Shares Rights Details

Occured date	Exercise from	Exercise until	Trading until	Rights	Price min	Price max	Closing price	Last Bid	Last Ask	Volume	Trades	Transactions Value
--------------	---------------	----------------	---------------	--------	-----------	-----------	---------------	----------	----------	--------	--------	--------------------

No Rights Transactions.

Forced Sales Details

Securities	Category of Security	Transactions Volume	Number of Trades	Transactions Value	Note
TRIA ALFA SA (CR)	Stocks	7	1	38.50	1

Forced Sales Notes

- 1 - Compulsory Public Forced Sales
- 2 - Forced Sales of Fixed Registered Shares
- 3 - Forced Sales of Remaining Fractional Shares

## Exchange Traded Funds (ETFs) Characteristics

	Transactions Date (T)	Creation / Redemption	Units (T-1)	New Units (T-1)	Redemption Units (T-1)	Units (T) [1]	Fund Assets [2]	Net Unit Price	Dividend per Unit	Dividend Date
ALPHA ETF FTSE Athex Large Cap	20/05/2026	5,000	1,380,078	---	---	1,380,078	78,271,620.00	56.7154	1.15	01/07/2025

## ETFs Notes

[1] - Units (T) = Units (T-1) + New Units (T-1) - Redemption Units (T-1)

[2] - The Creation / Redemption Units of T-1 are included.

## Non Convertible Corporate Bonds - Regulated Market

Num Listed Bonds	Nominal price	Issue price	Today's Rate	Exp. Date	Duration (years)	Note	Coupon		Trading Unit	Corporate Bonds	Accrued Int.	Yield.T.Mat	Price min	Price max	Closing price	Previous closing price/date	Volume	Transactions Value	Last order		ear min	Year max		
							Common	Preferred											Price	Buy / Sell			Date	
250,000	1,000.00	1,000.00	3.75	25/02/2033	7	---	1	---	1	CAPITAL CLEAN ENERGY CARRIERS CORP. (Non Convert)	8.9583	4.2010	97.0000	97.5000	97.4000	97.4000	19/05/2026	217,000	212,962.00	97.2000	B	20/05/2026	95.0002	99.9895
320,000	1,000.00	1,000.00	3.40	21/07/2027	7	---	12	---	1	LAMDA DEVELOPMENT S.A. (Non Convertible)	11.4278	3.2160	98.6100	99.6000	99.4714	98.8950	19/05/2026	38,000	38,159.86	99.0100	B	20/05/2026	97.5000	100.0000
200,000	1,000.00	1,000.00	1.90	23/03/2028	7	---	11	---	1	MOTOR OIL CORINTH REFINERIES SA (Non Convertible)	3.1667	3.8130	95.5500	96.5000	95.9992	96.0780	19/05/2026	64,000	61,642.17	96.1000	B	20/05/2026	95.0000	98.0000
150,000	1,000.00	1,000.00	2.60	22/10/2026	7	---	14	---	1	TERNA ENERGY FINANCE S.A. (Non Convertible)	2.1667	3.2190	99.5000	99.5000	99.5000	99.1100	19/05/2026	3,000	2,991.50	99.5000	B	20/05/2026	98.4189	99.7900
100,000	1,000.00	1,000.00	2.80	25/01/2027	5	---	9	---	1	PREMIA S.A. (Non Convertible)	9.0222	4.6120	98.4003	98.4100	98.4003	99.0000	19/05/2026	10,000	9,930.93	98.4004	B	20/05/2026	97.7000	99.5000
500,000	1,000.00	1,000.00	4.00	10/07/2030	7	---	6	---	1	METLEN ENERGY & METALS S.A. (Non Convertible)	14.4444	3.6820	99.0101	99.8500	99.6000	99.7970	19/05/2026	422,000	425,633.13	99.2600	B	20/05/2026	98.3000	101.4000
99,697	1,000.00	1,000.00	5.50	15/12/2028	5	---	5	---	1	IDEAL HOLDINGS S.A. (Non Convertible)	24.1389	3.8600	102.5000	102.7000	102.6500	102.8000	19/05/2026	4,000	4,202.56	102.5000	B	20/05/2026	101.4645	104.1000
500,000	1,000.00	1,000.00	3.80	18/11/2032	7	---	2	---	1	LAMDA DEVELOPMENT S.A. (Non convertible)	0.4222	4.0480	97.7000	99.0000	98.3000	98.0500	19/05/2026	146,000	143,857.52	97.8500	B	20/05/2026	96.6500	99.9999
140,000	1,000.00	1,000.00	4.70	15/12/2030	5	---	1	---	1	AKTOR S.A. (Non convertible)	20.6278	4.1760	101.7000	101.7200	101.7047	101.7110	19/05/2026	30,000	31,130.23	101.6001	B	20/05/2026	100.6000	103.4900
500,000	1,000.00	1,000.00	2.75	03/07/2027	7	---	12	---	1	GEK TERNA S.A. (Non Convertible)	10.4653	3.4430	98.4200	98.7500	98.6250	98.5000	19/05/2026	160,000	159,295.04	98.4800	B	20/05/2026	97.7500	99.5000
150,000	1,000.00	1,000.00	4.10	08/04/2033	7	---	1	---	1	PREMIA REIC (Non Convertible)	5.0111	4.4310	98.1111	98.6001	98.1200	98.6860	19/05/2026	57,000	56,418.76	98.1200	B	20/05/2026	98.1200	100.3700
250,000	1,000.00	1,000.00	3.70	04/07/2032	7	---	2	---	1	AEGEAN AIRLINES S.A. (Non Convertible)	14.0806	3.5840	97.7001	99.9999	99.9900	99.6900	19/05/2026	81,000	81,665.48	98.0400	B	20/05/2026	98.0875	102.0999
300,000	1,000.00	1,000.00	2.30	20/07/2028	7	---	10	---	1	PRODEA REIC S.A.(Non Convertible)	7.7944	2.8920	97.8500	98.1800	98.1001	98.1670	19/05/2026	65,000	64,248.87	98.1001	B	20/05/2026	95.0000	99.9510
250,000	1,000.00	1,000.00	2.45	16/11/2028	7	---	10	---	1	ELVALHALCOR S.A. (Non Convertible)	0.2722	3.6590	95.8000	96.2500	96.2500	95.6380	19/05/2026	47,000	45,185.80	96.1000	B	20/05/2026	94.9873	99.0000
120,000	1,000.00	1,000.00	2.65	06/12/2028	7	---	9	---	1	NOVAL PROPERTY REIC (Non Convertible)	12.1458	3.8280	96.1500	96.2000	96.1500	96.1050	19/05/2026	66,000	64,275.62	96.1000	B	20/05/2026	95.0000	99.9900
300,000	1,000.00	1,000.00	2.30	14/12/2028	7	---	9	---	1	GEK TERNA S.A. (Non Convertible)	10.0944	3.6250	95.8160	96.0000	95.9500	95.8160	19/05/2026	34,000	32,947.77	95.9500	B	20/05/2026	95.0000	97.2100
100,000	1,000.00	1,000.00	2.95	11/02/2027	5	---	9	---	1	SAFE BULKERS PARTICIPATIONS PLC (Non Convertible)	8.1944	3.4130	99.3000	99.3500	99.3500	99.3670	19/05/2026	13,000	13,019.13	99.3100	B	20/05/2026	97.8500	99.9201
100,000	1,000.00	1,000.00	4.40	26/07/2029	7	---	8	---	1	CPLP SHIPPING HOLDINGS PLC (Non Convertible)	14.1778	3.7800	99.9000	100.0000	99.9297	100.0000	19/05/2026	32,000	32,431.19	99.9001	B	20/05/2026	99.9297	102.8500
200,000	1,000.00	1,000.00	4.25	23/01/2029	5	---	5	---	1	AUTOHELLAS S.A. (Non Convertible)	14.0486	3.8360	99.9990	100.4400	100.0733	100.2440	19/05/2026	61,000	61,861.35	99.9000	B	20/05/2026	99.5000	102.0000

## Corporate Bonds Notes

Transactions Volume = (Pieces) \* (Nominal Price). Transactions Value = (Pieces) \* (Nominal Price) \* (price %) + (Accrued interest).

The price of a Bond is stated as a percentage (%) of Bond's Nominal Price.

Nominal Price in Euros (€), except if it is noted differently.

## Non Convertible Corporate Bonds - Regulated Market

Num Listed Bonds	Nominal price	Issue price	Today's Rate	Exp. Date	Duration (years)	Note	Coupon		Trading Unit	Corporate Bonds	Accrued Int.	Yield.T.Mat	Price min	Price max	Closing price	Previous closing price/date	Volume	Transactions Value	Last order			ear min	Year max	
							Common	Preferred											Price	Buy / Sell	Date			
130,000	1,000.00	1,000.00	6.00	27/02/2029	5	---	5	---	1	INTRALOT S.A. (Non Convertible)	14.0000	4.5780	102.0000	102.0017	102.0007	103.0000	19/05/2026	5,000	5,170.04	102.0000	B	20/05/2026	101.0000	104.5000
500,000	1,000.00	1,000.00	3.20	29/09/2032	7	---	2	---	1	GEK TERNA S.A. (Non Convertible)	4.7111	3.8950	95.5000	96.0000	96.0000	96.0370	19/05/2026	27,000	25,971.20	95.7000	B	20/05/2026	94.0000	99.3790

## Corporate Bonds Notes

Transactions Volume = (Pieces) \* (Nominal Price). Transactions Value = (Pieces) \* (Nominal Price) \* (price %) + (Accrued interest).

The price of a Bond is stated as a percentage (%) of Bond's Nominal Price.

Nominal Price in Euros (€), except if it is noted differently.

## Government Bonds

Number Listed Bonds	Nominal price	Today's Rate	Accrued Interest Calc	Exp. Date [1]	Duration (years)	Note	Coupons Date	Curr. coupon value	Trading Unit	Government Bonds	Price min	Price max	Closing price	Previous closing price/date	Volume	Transactions Value	Price	Last order Buy / Sell	Date
4,000,000	1,000.00	4.13	Actual/Actual	15/06/2054	30	---	15/06	4.13	1	GGB-FXD-150654-30Y-4.125-1.000	---	---	---	---	---	---	---	---	---
4,700,000	1,000.00	1.88	Actual/Actual	04/02/2035	15	---	04/02	1.88	1	GGB-FXD-040235-15Y-1.875-1.000	---	---	---	---	---	---	---	---	---
6,000,000	1,000.00	0.75	Actual/Actual	18/06/2031	10	---	18/06	0.75	1	GGB-FXD-180631-10Y-0.750-1.000	---	---	---	---	---	---	---	---	---
3,600,000	1,000.00	3.88	Actual/Actual	15/06/2028	5	---	15/06	3.88	1	GGB-FXD-150628-05Y-3.875-1.000	---	---	---	---	---	---	---	---	---
5,962,747,327	1.00	3.75	Actual/Actual	30/01/2028	10	---	/02 - 02/02 - 31/	3.75	1	GGB-FXD-300128-10Y-3.750-1.000	---	---	---	85.4610 13/07/2018	---	---	1.0000	B	28/11/2018
7,067,309,386	1.00	3.90	Actual/Actual	30/01/2033	15	---	/02 - 02/02 - 31/	3.90	1	GGB-FXD-300133-15Y-3.900-1.000	---	---	---	78.6730 13/07/2018	---	---	1.0000	B	28/11/2018
5,622,848,349	1.00	4.00	Actual/Actual	30/01/2037	19	---	/02 - 02/02 - 31/	4.00	1	GGB-FXD-300137-19Y-4.000-1.000	---	---	---	77.0370 13/07/2018	---	---	1.0000	B	28/11/2018
5,476,770,669	1.00	4.20	Actual/Actual	30/01/2042	24	---	/02 - 02/02 - 31/	4.20	1	GGB-FXD-300142-24Y-4.200-1.000	---	---	---	77.7640 13/07/2018	---	---	1.0000	B	28/11/2018
4,950,000	1,000.00	3.38	Actual/Actual	15/06/2034	10	---	15/06	3.38	1	GGB-FXD-150634-10Y-3.375-1.000	---	---	---	---	---	---	---	---	---
41,118,344	1.00	4.30	Actual/Actual	24/02/2027	15	---	24/02	4.30	1	GGB-FXD-240227-15Y-2.000-1.000	---	---	---	10.0000 22/06/2015	---	---	---	---	---
45,137,734	1.00	4.30	Actual/Actual	24/02/2028	16	---	24/02	4.30	1	GGB-FXD-240228-16Y-2.000-1.000	---	---	---	10.0000 22/06/2015	---	---	---	---	---
61,768,888	1.00	4.30	Actual/Actual	24/02/2029	17	---	24/02	4.30	1	GGB-FXD-240229-17Y-2.000-1.000	---	---	---	10.0000 22/06/2015	---	---	---	---	---
54,567,744	1.00	4.30	Actual/Actual	24/02/2030	18	---	24/02	4.30	1	GGB-FXD-240230-18Y-2.000-1.000	---	---	---	10.0000 22/06/2015	---	---	---	---	---
37,541,515	1.00	4.30	Actual/Actual	24/02/2031	19	---	24/02	4.30	1	GGB-FXD-240231-19Y-2.000-1.000	---	---	---	10.0000 22/06/2015	---	---	---	---	---
37,558,317	1.00	4.30	Actual/Actual	24/02/2032	20	---	24/02	4.30	1	GGB-FXD-240232-20Y-2.000-1.000	---	---	---	10.0000 22/06/2015	---	---	---	---	---
37,473,732	1.00	4.30	Actual/Actual	24/02/2033	21	---	24/02	4.30	1	GGB-FXD-240233-21Y-2.000-1.000	---	---	---	10.0000 22/06/2015	---	---	---	---	---
33,888,293	1.00	4.30	Actual/Actual	24/02/2034	22	---	24/02	4.30	1	GGB-FXD-240234-22Y-2.000-1.000	---	---	---	10.0000 22/06/2015	---	---	---	---	---
35,177,800	1.00	4.30	Actual/Actual	24/02/2035	23	---	24/02	4.30	1	GGB-FXD-240235-23Y-2.000-1.000	---	---	---	10.0000 22/06/2015	---	---	---	---	---
35,547,268	1.00	4.30	Actual/Actual	24/02/2036	24	---	24/02	4.30	1	GGB-FXD-240236-24Y-2.000-1.000	---	---	---	10.0000 22/06/2015	---	---	---	---	---
40,246,306	1.00	4.30	Actual/Actual	24/02/2037	25	---	24/02	4.30	1	GGB-FXD-240237-25Y-2.000-1.000	---	---	---	10.0000 22/06/2015	---	---	---	---	---
37,643,952	1.00	4.30	Actual/Actual	24/02/2038	26	---	24/02	4.30	1	GGB-FXD-240238-26Y-2.000-1.000	---	---	---	10.0000 22/06/2015	---	---	---	---	---
36,977,100	1.00	4.30	Actual/Actual	24/02/2039	27	---	24/02	4.30	1	GGB-FXD-240239-27Y-2.000-1.000	---	---	---	10.0000 22/06/2015	---	---	---	---	---
41,615,000	1.00	4.30	Actual/Actual	24/02/2040	28	---	24/02	4.30	1	GGB-FXD-240240-28Y-2.000-1.000	---	---	---	10.0000 22/06/2015	---	---	---	---	---
42,227,208	1.00	4.30	Actual/Actual	24/02/2041	29	---	24/02	4.30	1	GGB-FXD-240241-29Y-2.000-1.000	---	---	---	10.0000 22/06/2015	---	---	---	---	---
68,288,487	1.00	4.30	Actual/Actual	24/02/2042	30	---	24/02	4.30	1	GGB-FXD-240242-30Y-2.000-1.000	---	---	---	10.0000 22/06/2015	---	---	---	---	---
4,700,000	1,000.00	3.88	Actual/Actual	12/03/2029	10	---	12/03	3.88	1	GGB-FXD-120329-10Y-3.875-1.000	---	---	---	---	---	---	100.0000	B	15/10/2019
5,500,000	1,000.00	1.50	Actual/Actual	18/06/2030	10	---	18/06	1.50	1	GGB-FXD-180630-10Y-1.500-1.000	---	---	---	---	---	---	---	---	---
5,500,000	1,000.00	4.38	Actual/Actual	18/07/2038	15	---	18/07	4.38	1	GGB-FXD-180738-15Y-4.375-1.000	---	---	---	---	---	---	---	---	---
40,000	1,000.00	2.72	FLR Actual/360	18/09/2026	1	---	18/09 - 18/03	---	1	GGB-FLT-180926-01Y-2.717-1.000	---	---	---	---	---	---	---	---	---
4,550,000	1,000.00	3.38	Actual/Actual	16/06/2036	10	---	16/06	3.38	1	GGB-FXD-160636-10Y-3.375-1000.00	---	---	---	---	---	---	---	---	---
5,364,250	1,000.00	3.25	Actual/Actual	20/03/2050	30	---	20/03	3.25	1	GGB-FXD-200350-30Y-3.250-1.000	---	---	---	---	---	---	---	---	---
4,500,000	1,000.00	3.63	Actual/Actual	15/06/2035	10	---	15/06	3.63	1	GGB-FXD-150635-10Y-3.625-1000.00	---	---	---	---	---	---	---	---	---
3,924,361	1,000.00	2.00	Actual/Actual	22/04/2027	7	---	22/04	2.00	1	GGB-FXD-220427-07Y-2.000-1.000	---	---	---	---	---	---	99.9000	B	22/04/2020
2,298,012	1,000.00	1.88	Actual/Actual	23/07/2026	7	---	23/07	1.88	1	GGB-FXD-230726-07Y-1.875-1.000	---	---	---	---	---	---	---	---	---
4,900,000	1,000.00	4.25	Actual/Actual	15/06/2033	10	---	15/06	4.25	1	GGB-FXD-150633-10Y-4.250-1.000	---	---	---	---	---	---	---	---	---

## Government Bonds Notes

Transactions Volume = (Pieces) \* (Nominal Price). Transactions Value = (Pieces) \* (Nominal Price) \* (price %) + (Accrued interest).

The Value of current coupon for the issues with NV 0.01 euro refers to NV 100 euros

FLR: Floating Interest Rate.

[1] - The Expiration Date of the interest bearing period and the Date for coupon payment.

## Government Bonds

Number Listed Bonds	Nominal price	Today's Rate	Accrued Interest Calc	Exp. Date [1]	Duration (years)	Note	Coupons Date	Curr. coupon value	Trading Unit	Government Bonds	Price min	Price max	Closing price	Previous closing price/date	Volume	Transactions Value	Price	Last order Buy / Sell	Date
3,500,000	1,000.00	1.88	Actual/Actual	24/01/2052	30	---	24/01	1.88	1	GGB-FXD-240152-30Y-1.875-1.000	---	---	---	---	---	---	---	---	---
3,700,000	1,000.00	1.75	Actual/Actual	18/06/2032	10	---	18/06	1.75	1	GGB-FXD-180632-10Y-1.750-1.000	---	---	---	---	---	---	---	---	---
2,200,000	1,000.00	1.13	FLR Actual/360	15/12/2027	5	---	- 15/03 - 15/09 -	---	1	GGB-FLT-151227-05Y-1.130-1.000	---	---	---	---	---	---	102.1600	B	30/12/2022

## Government Bonds Notes

Transactions Volume = (Pieces) \* (Nominal Price). Transactions Value = (Pieces) \* (Nominal Price) \* (price %) + (Accrued interest).

The Value of current coupon for the issues with NV 0.01 euro refers to NV 100 euros

FLR: Floating Interest Rate.

[1] - The Expiration Date of the interest bearing period and the Date for coupon payment.

## Treasury Bills &amp; Zero Coupon Government Bonds

Issue Date	13-Week Maturity									26-Week Maturity									52-Week Maturity								
	Exp. Date	Initial Rate	Num Listed Bonds	Nominal price	Issue price	Last Trade Price	Last Trade Date	Volume Traded	Note	Exp. Date	Initial Rate	Num Listed Bonds	Nominal price	Issue price	Last Trade Price	Last Trade Date	Volume Traded	Note	Exp. Date	Initial Rate	Num Listed Bonds	Nominal price	Issue price	Last Trade Price	Last Trade Date	Volume Traded	Note
06/06/2025	---	---	---	---	---	---	---	---	---	---	---	---	---	---	---	---	---	---	06/06/2026	1.84	600,000	1,000.00	981.74	---	---	---	---
05/09/2025	---	---	---	---	---	---	---	---	---	---	---	---	---	---	---	---	---	---	04/09/2026	1.97	600,000	1,000.00	0.00	---	---	---	---
05/12/2025	---	---	---	---	---	---	---	---	---	---	---	---	---	---	---	---	---	---	04/12/2026	2.03	600,000	1,000.00	997.90	---	---	---	---
06/03/2026	---	---	---	---	---	---	---	---	---	---	---	---	---	---	---	---	---	---	05/03/2027	1.97	500,000	1,000.00	980.45	---	---	---	---

Bonds in Circulation	Currency / Min nominal traded Value	Coupons Payment Date	Current Coupon Value	Note	Coupon	Trading Unit	Issue Date	Duration (years)	Today's Interest	A.I.C in days	Bonds	Last price of previous days		Last Outcry in Cash (euro)			Trades in Pieces	Life min	Life Max
												Price	Buy / Sell	Date	Price	Buy / Sell			
<b>Corporate Bonds in Foreign Currency and Euro</b>																			
103,746	GBP / 10	01/12	0.25	---	67	1	01/12/1930	98	2.5	360	National Mortgage Bank	2.27	05/02/1996	2.27	S	05/02/1996	---	2.27	2.27
0	GBP / 10	01/12	0.25	---	69	1	01/12/1928	100	2.5	360	National Mortgage Bank	---	---	---	---	---	---	---	---

## Government Bonds Notes

A.I.C: Accrued Interest Calculation base.

FLR: Floating Interest Rate.

The minimum tradeable Nominal Value for all Demeterialised Government Titles is 100 Euros.

(μτφρ-0)

Underlying Asset				Derivatives Market													
Price max	Price min	Closing price	change	Delivery Month	Open price	Price max	Price min	Last price	Closing price	Last Bid	Last Ask	Fixing price*	Life high	Life low	Trades	Volume	Open Interest
<b>FTSE/Athex Large Cap</b>				(Trade Unit: 1 Index Point x 2E, Cash Settlement)													
5,666.77	5,559.84	5,628.94	0.41%	June 2026	5,570.00	5,635.00	5,527.50	5,625.00	5,625.00	---	---		5,868.00	---	161	742	6,193
				July 2026	5,500.00	5,577.25	5,500.00	5,561.00	5,561.00	---	---		5,758.25	---	4	4	61
				August 2026	---	---	---	---	5,635.00	---	---		---	---	---	---	---
				September 2026	---	---	---	---	5,643.75	---	---		---	---	---	---	---
				December 2026	---	---	---	---	5,672.00	---	---		---	---	---	---	---
				March 2027	---	---	---	---	5,700.50	---	---		---	---	---	---	---
<b>FTSE/Athex Banks</b>				(Trade Unit: 1 Index Point x 15E, Cash Settlement)													
2,513.98	2,454.04	2,485.08	0.22%	June 2026	2,446.00	2,446.00	2,446.00	2,446.00	2,446.00	---	---		2,708.00	---	1	5	3,379
				September 2026	---	---	---	---	2,496.50	---	---		---	---	---	---	---
				December 2026	---	---	---	---	2,509.00	---	---		---	---	---	---	---
				March 2027	---	---	---	---	2,521.50	---	---		---	---	---	---	---
<b>MSCI GREECE REBASED</b>				(Trade Unit: 1 Index Point x 2E, Cash Settlement)													
8,840.80	8,636.85	8,734.50	0.15%	June 2026	---	---	---	---	8,686.50	---	---		9,252.00	---	---	---	---
				July 2026	---	---	---	---	8,642.00	---	---		8,672.75	---	---	---	---
				August 2026	---	---	---	---	8,767.25	---	---		---	---	---	---	---
				September 2026	---	---	---	---	8,780.75	---	---		---	---	---	---	---
				October 2026	---	---	---	---	8,794.50	---	---		---	---	---	---	---
				November 2026	---	---	---	---	8,811.25	---	---		---	---	---	---	---
				December 2026	---	---	---	---	8,825.00	---	---		---	---	---	---	---
				March 2027	---	---	---	---	8,869.00	---	---		---	---	---	---	---

Derivatives notes - <https://athens.euronext.com/en/market-data/statistics/eod-closing-prices>

Fixing prices and final open positions can be retrieved from the following path <https://athens.euronext.com/en/market-data/statistics/eod-closing-prices>

Underlying Asset				Derivatives Market													
Price max	Price min	Closing price	change	Delivery Month	Open price	Price max	Price min	Last price	Closing price	Last Bid	Last Ask	Fixing price*	Life high	Life low	Trades	Volume	Open Interest
3.29	3.2	3.26	1.24%	(Contract Size: 100 Securities, Physical Delivery)													
				June 2026	3.20	3.28	3.20	3.27	3.27	---	---	---	3.41	---	25	220	10,604
				September 2026	3.30	3.30	3.30	3.30	3.30	---	---	---	3.35	---	1	1	22
				December 2026	---	---	---	---	3.26	---	---	---	---	---	---	---	---
				March 2027	---	---	---	---	3.27	---	---	---	---	---	---	---	---
11.29	10.9	11.23	1.91%	(Contract Size: 100 Securities, Physical Delivery)													
				June 2026	11.05	11.30	11.02	11.30	11.30	---	---	---	15.15	---	15	31	2,990
				September 2026	---	---	---	---	11.09	---	---	---	---	---	---	---	---
				December 2026	---	---	---	---	11.15	---	---	---	---	---	---	---	---
				March 2027	---	---	---	---	11.21	---	---	---	---	---	---	---	---
10.34	10.06	10.3	-0.58%	(Contract Size: 100 Securities, Physical Delivery)													
				June 2026	10.30	10.33	10.13	10.28	10.28	---	---	---	11.56	---	36	782	102,592
				September 2026	---	---	---	---	10.43	---	---	---	---	---	---	---	---
				December 2026	---	---	---	---	10.48	---	---	---	---	---	---	---	---
				March 2027	---	---	---	---	10.53	---	---	---	---	---	---	---	---
12.07	11.78	11.78	-0.21%	(Contract Size: 100 Securities, Physical Delivery)													
				June 2026	12.00	12.09	11.80	11.92	11.92	---	---	---	15.54	---	64	233	10,929
				September 2026	---	---	---	---	11.89	---	---	---	---	---	---	---	---
				December 2026	---	---	---	---	11.94	---	---	---	---	---	---	---	---
				March 2027	---	---	---	---	12.00	---	---	---	---	---	---	---	---
3.569	3.442	3.515	0.06%	(Contract Size: 100 Securities, Physical Delivery)													
				June 2026	3.53	3.57	3.45	3.53	3.53	---	---	---	4.50	---	334	3,934	62,593
				September 2026	3.47	3.47	3.46	3.46	3.46	---	---	---	3.62	---	2	6	22
				December 2026	---	---	---	---	3.55	---	---	---	---	---	---	---	---
				March 2027	---	---	---	---	3.57	---	---	---	---	---	---	---	---
10.05	9.8	10.03	1.62%	(Contract Size: 100 Securities, Physical Delivery)													
				June 2026	9.89	10.04	9.89	10.04	10.04	---	---	---	11.47	---	16	25	298
				September 2026	---	---	---	---	9.94	---	---	---	---	---	---	---	---
				December 2026	---	---	---	---	9.99	---	---	---	---	---	---	---	---
				March 2027	---	---	---	---	10.04	---	---	---	---	---	---	---	---
10.8	10.56	10.8	0.93%	(Contract Size: 100 Securities, Physical Delivery)													
				June 2026	---	---	---	---	10.01	---	---	---	11.60	---	---	---	123
				September 2026	---	---	---	---	10.77	---	---	---	---	---	---	---	---
				December 2026	---	---	---	---	10.83	---	---	---	---	---	---	---	---
				March 2027	---	---	---	---	10.88	---	---	---	---	---	---	---	---

Derivatives notes - <https://athens.euronext.com/en/market-data/statistics/eod-closing-prices>

Fixing prices and final open positions can be retrieved from the following path <https://athens.euronext.com/en/market-data/statistics/eod-closing-prices>

Underlying Asset				Derivatives Market													
Price max	Price min	Closing price	change	Delivery Month	Open price	Price max	Price min	Last price	Closing price	Last Bid	Last Ask	Fixing price*	Life high	Life low	Trades	Volume	Open Interest
<b>AVAX S.A. (CR)</b>				(Contract Size: 100 Securities, Physical Delivery)													
3.5	3.37	3.45	0.88%	June 2026	3.48	3.55	3.42	3.50	3.50	---	---	---	3.75	---	173	450	3,052
				September 2026	---	---	---	---	3.44	---	---	---	---	---	---	---	---
				December 2026	---	---	---	---	3.46	---	---	---	---	---	---	---	---
				March 2027	---	---	---	---	3.48	---	---	---	---	---	---	---	---
<b>BALLY'S INTRALOT (CR)</b>				(Contract Size: 100 Securities, Physical Delivery)													
1.13	1.105	1.12	-0.36%	June 2026	1.12	1.13	1.11	1.12	1.12	---	---	---	1.16	---	25	5,559	1,354,015
				September 2026	---	---	---	---	1.13	---	---	---	---	---	---	---	---
				December 2026	---	---	---	---	1.14	---	---	---	---	---	---	---	---
				March 2027	---	---	---	---	1.14	---	---	---	---	---	---	---	---
<b>BANK OF CYPRUS (CR)</b>				(Contract Size: 100 Securities, Physical Delivery)													
9.42	9.28	9.32	0.43%	June 2026	8.92	8.96	8.92	8.96	8.96	---	---	---	9.53	---	2	7	1,046
				September 2026	---	---	---	---	9.34	---	---	---	---	---	---	---	---
				December 2026	---	---	---	---	9.39	---	---	---	---	---	---	---	---
				March 2027	---	---	---	---	9.44	---	---	---	---	---	---	---	---
<b>CC HBC AG (CR)</b>				(Contract Size: 100 Securities, Physical Delivery)													
48.95	48.3	48.75	0.31%	June 2026	48.65	48.65	48.65	48.65	48.65	---	---	---	52.01	---	1	10	392
				September 2026	---	---	---	---	48.93	---	---	---	---	---	---	---	---
				December 2026	---	---	---	---	49.18	---	---	---	---	---	---	---	---
				March 2027	---	---	---	---	49.42	---	---	---	---	---	---	---	---
<b>CENERGY HOLDINGS (CB)</b>				(Contract Size: 100 Securities, Physical Delivery)													
23.82	22.6	23.4	-0.34%	June 2026	22.74	23.86	22.66	23.40	23.40	---	---	---	26.13	---	31	136	3,197
				September 2026	---	---	---	---	23.64	---	---	---	---	---	---	---	---
				December 2026	---	---	---	---	23.76	---	---	---	---	---	---	---	---
				March 2027	---	---	---	---	23.88	---	---	---	---	---	---	---	---
<b>CrediaBank (CR)</b>				(Contract Size: 100 Securities, Physical Delivery)													
1.258	1.206	1.242	2.99%	June 2026	1.22	1.26	1.21	1.25	1.25	---	---	---	1.38	---	102	2,076	91,749
				September 2026	---	---	---	---	1.24	---	---	---	1.35	---	---	---	161
				December 2026	---	---	---	---	1.22	---	---	---	---	---	---	---	---
				March 2027	---	---	---	---	1.23	---	---	---	---	---	---	---	---
<b>ELLAKTOR (CR)</b>				(Contract Size: 100 Securities, Physical Delivery)													
1.364	1.33	1.346	-0.74%	June 2026	1.31	1.31	1.31	1.31	1.31	---	---	---	1.44	---	2	2	1,658
				September 2026	---	---	---	---	1.37	---	---	---	---	---	---	---	---
				December 2026	---	---	---	---	1.37	---	---	---	---	---	---	---	---
				March 2027	---	---	---	---	1.38	---	---	---	---	---	---	---	---

Derivatives notes - <https://athens.euronext.com/en/market-data/statistics/eod-closing-prices>

Fixing prices and final open positions can be retrieved from the following path <https://athens.euronext.com/en/market-data/statistics/eod-closing-prices>

Underlying Asset				Derivatives Market													
Price max	Price min	Closing price	change	Delivery Month	Open price	Price max	Price min	Last price	Closing price	Last Bid	Last Ask	Fixing price*	Life high	Life low	Trades	Volume	Open Interest
<b>ELVALHALCOR (CR)</b>				(Contract Size: 100 Securities, Physical Delivery)													
4.99	4.69	4.87	1.25%	June 2026	4.78	5.01	4.70	4.92	4.92	---	---	---	5.63	---	131	462	3,400
				September 2026	---	---	---	---	4.84	---	---	---	---	---	---	---	---
				December 2026	---	---	---	---	4.87	---	---	---	---	---	---	---	---
				March 2027	---	---	---	---	4.89	---	---	---	---	---	---	---	---
<b>EUROBANK (CR)</b>				(Contract Size: 100 Securities, Physical Delivery)													
3.662	3.502	3.534	-1.45%	June 2026	3.54	3.60	3.46	3.55	3.55	---	---	---	4.07	---	163	5,082	39,860
				September 2026	3.58	3.58	3.58	3.58	3.58	---	---	---	3.65	---	1	1	1
				December 2026	---	---	---	---	3.63	---	---	---	---	---	---	---	---
				March 2027	---	---	---	---	3.65	---	---	---	---	---	---	---	---
<b>EURONEXT ATHENS (CR)</b>				(Contract Size: 100 Securities, Physical Delivery)													
7.34	7.01	7.29	4.89%	June 2026	7.10	7.32	7.10	7.32	7.32	---	---	---	7.41	---	3	11	334
				September 2026	---	---	---	---	7.00	---	---	---	---	---	---	---	---
				December 2026	---	---	---	---	7.03	---	---	---	---	---	---	---	---
				March 2027	---	---	---	---	7.07	---	---	---	---	---	---	---	---
<b>EYDAP S.A. (CR)</b>				(Contract Size: 100 Securities, Physical Delivery)													
10.24	10	10.2	-0.20%	June 2026	10.12	10.24	10.03	10.24	10.24	---	---	---	10.65	---	6	23	13,362
				September 2026	---	---	---	---	10.29	---	---	---	---	---	---	---	---
				December 2026	---	---	---	---	10.34	---	---	---	---	---	---	---	---
				March 2027	---	---	---	---	10.39	---	---	---	---	---	---	---	---
<b>FOURLIS (CR)</b>				(Contract Size: 100 Securities, Physical Delivery)													
4.55	4.39	4.45	-1.22%	June 2026	4.50	4.50	4.40	4.49	4.49	---	---	---	4.94	---	13	37	3,045
				September 2026	---	---	---	---	4.54	---	---	---	---	---	---	---	---
				December 2026	---	---	---	---	4.56	---	---	---	---	---	---	---	---
				March 2027	---	---	---	---	4.58	---	---	---	---	---	---	---	---
<b>GEK TERNA (CR)</b>				(Contract Size: 100 Securities, Physical Delivery)													
40.6	39.84	40.02	0.10%	June 2026	40.11	40.60	40.02	40.37	40.37	---	---	---	43.58	---	14	47	5,271
				September 2026	---	---	---	---	40.19	---	---	---	41.10	---	---	---	6
				December 2026	---	---	---	---	40.45	---	---	---	---	---	---	---	---
				March 2027	---	---	---	---	40.66	---	---	---	---	---	---	---	---
<b>HELLENiQ ENERGY (CR)</b>				(Contract Size: 100 Securities, Physical Delivery)													
10.15	9.92	10.15	1.50%	June 2026	10.00	10.16	10.00	10.16	10.16	---	---	---	10.55	---	13	66	3,749
				September 2026	10.00	10.07	10.00	10.00	10.00	---	---	---	10.15	---	5	33	101
				December 2026	---	---	---	---	10.12	---	---	---	---	---	---	---	---
				March 2027	---	---	---	---	10.17	---	---	---	---	---	---	---	---

Derivatives notes - <https://athens.euronext.com/en/market-data/statistics/eod-closing-prices>

Fixing prices and final open positions can be retrieved from the following path <https://athens.euronext.com/en/market-data/statistics/eod-closing-prices>

Underlying Asset				Derivatives Market													
Price max	Price min	Closing price	change	Delivery Month	Open price	Price max	Price min	Last price	Closing price	Last Bid	Last Ask	Fixing price*	Life high	Life low	Trades	Volume	Open Interest
<b>INTRACOM HOLDINGS (CR)</b>																	
(Contract Size: 100 Securities, Physical Delivery)																	
3.67	3.53	3.6	1.12%	June 2026	3.56	3.68	3.56	3.59	3.59	---	---	---	3.68	---	72	344	14,146
				September 2026	3.60	3.69	3.60	3.61	3.61	---	---	---	3.69	---	7	42	230
				December 2026	---	---	---	---	3.60	---	---	---	---	---	---	---	---
				March 2027	---	---	---	---	3.62	---	---	---	---	---	---	---	---
<b>JUMBO SA (CR)</b>																	
(Contract Size: 100 Securities, Physical Delivery)																	
22.26	21.94	22	-0.90%	June 2026	22.13	22.20	22.03	22.10	22.10	---	---	---	25.68	---	24	50	6,626
				September 2026	---	---	---	---	22.35	---	---	---	---	---	---	---	---
				December 2026	---	---	---	---	22.46	---	---	---	---	---	---	---	---
				March 2027	---	---	---	---	22.57	---	---	---	---	---	---	---	---
<b>LAMDA DEVELOPMENT SA (CR)</b>																	
(Contract Size: 100 Securities, Physical Delivery)																	
6.015	5.95	6	0.08%	June 2026	6.01	6.05	5.99	6.00	6.00	---	---	---	7.09	---	28	181	26,719
				September 2026	---	---	---	---	6.40	---	---	---	6.40	---	---	---	1
				December 2026	---	---	---	---	6.07	---	---	---	---	---	---	---	---
				March 2027	---	---	---	---	6.10	---	---	---	---	---	---	---	---
<b>METLEN PLC (CR)</b>																	
(Contract Size: 100 Securities, Physical Delivery)																	
37.66	36.88	37.58	1.02%	June 2026	37.05	37.68	36.97	37.68	37.68	---	---	---	47.90	---	91	442	14,987
				September 2026	36.90	36.92	36.90	36.90	36.90	---	---	---	39.50	---	4	13	703
				December 2026	---	---	---	---	37.64	---	---	---	---	---	---	---	---
				March 2027	---	---	---	---	37.83	---	---	---	---	---	---	---	---
<b>MIG (CR)</b>																	
(Contract Size: 100 Securities, Physical Delivery)																	
3.28	3.25	3.26	-0.15%	June 2026	---	---	---	---	3.31	---	---	---	3.43	---	---	---	208
				September 2026	---	---	---	---	3.29	---	---	---	---	---	---	---	---
				December 2026	---	---	---	---	3.30	---	---	---	---	---	---	---	---
				March 2027	---	---	---	---	3.32	---	---	---	---	---	---	---	---
<b>MOTOR OIL (CR)</b>																	
(Contract Size: 100 Securities, Physical Delivery)																	
35.86	34.08	35.86	3.64%	June 2026	34.59	34.84	34.18	34.84	34.84	---	---	---	39.97	---	7	11	381
				September 2026	---	---	---	---	34.83	---	---	---	---	---	---	---	---
				December 2026	---	---	---	---	35.01	---	---	---	---	---	---	---	---
				March 2027	---	---	---	---	35.18	---	---	---	---	---	---	---	---
<b>NATIONAL BANK (CR)</b>																	
(Contract Size: 100 Securities, Physical Delivery)																	
13.6	13.27	13.6	0.55%	June 2026	13.18	13.44	13.03	13.37	13.37	---	---	---	15.76	---	110	2,065	15,720
				September 2026	---	---	---	---	13.62	---	---	---	---	---	---	---	---
				December 2026	---	---	---	---	13.69	---	---	---	---	---	---	---	---
				March 2027	---	---	---	---	13.75	---	---	---	---	---	---	---	---

Derivatives notes - <https://athens.euronext.com/en/market-data/statistics/eod-closing-prices>

Fixing prices and final open positions can be retrieved from the following path <https://athens.euronext.com/en/market-data/statistics/eod-closing-prices>

Underlying Asset				Derivatives Market													
Price max	Price min	Closing price	change	Delivery Month	Open price	Price max	Price min	Last price	Closing price	Last Bid	Last Ask	Fixing price*	Life high	Life low	Trades	Volume	Open Interest
<b>OPTIMA BANK (CR)</b>																	
(Contract Size: 100 Securities, Physical Delivery)																	
10.42	10.09	10.29	-0.96%	June 2026	10.38	10.38	10.11	10.24	10.24	---	---	---	10.38	---	9	28	496
---	---	---	---	September 2026	---	---	---	---	10.46	---	---	---	---	---	---	---	---
---	---	---	---	December 2026	---	---	---	---	10.51	---	---	---	---	---	---	---	---
---	---	---	---	March 2027	---	---	---	---	10.57	---	---	---	---	---	---	---	---
<b>OTE (CR)</b>																	
(Contract Size: 100 Securities, Physical Delivery)																	
18.77	18.47	18.64	-0.59%	June 2026	18.72	18.75	18.72	18.75	18.75	---	---	---	18.85	---	2	2	863
---	---	---	---	September 2026	---	---	---	---	18.88	---	---	---	---	---	---	---	---
---	---	---	---	December 2026	---	---	---	---	18.97	---	---	---	---	---	---	---	---
---	---	---	---	March 2027	---	---	---	---	19.07	---	---	---	---	---	---	---	---
<b>P.P.A. S.A. (CR)</b>																	
(Contract Size: 100 Securities, Physical Delivery)																	
37.25	35.75	36	-1.77%	June 2026	---	---	---	---	38.01	---	---	---	39.11	---	---	---	43
---	---	---	---	September 2026	---	---	---	---	36.90	---	---	---	---	---	---	---	---
---	---	---	---	December 2026	---	---	---	---	37.08	---	---	---	---	---	---	---	---
---	---	---	---	March 2027	---	---	---	---	37.27	---	---	---	---	---	---	---	---
<b>PIRAEUS BANK (CR)</b>																	
(Contract Size: 100 Securities, Physical Delivery)																	
8.25	7.964	8.176	1.74%	June 2026	8.04	8.26	7.98	8.20	8.20	---	---	---	8.90	---	225	4,201	49,140
---	---	---	---	September 2026	---	---	---	---	7.76	---	---	---	8.50	---	---	---	20
---	---	---	---	December 2026	---	---	---	---	8.13	---	---	---	---	---	---	---	---
---	---	---	---	March 2027	---	---	---	---	8.17	---	---	---	---	---	---	---	---
<b>PPC (CR)</b>																	
(Contract Size: 100 Securities, Physical Delivery)																	
20.3	19.62	19.92	0.61%	June 2026	19.80	20.30	19.64	20.00	20.00	---	---	---	20.46	---	168	1,363	16,836
---	---	---	---	September 2026	19.75	19.75	19.75	19.75	19.75	---	---	---	19.75	---	2	2	50
---	---	---	---	December 2026	---	---	---	---	20.03	---	---	---	---	---	---	---	---
---	---	---	---	March 2027	---	---	---	---	20.13	---	---	---	---	---	---	---	---
<b>QUEST HOLDINGS (CR)</b>																	
(Contract Size: 100 Securities, Physical Delivery)																	
7	6.94	6.94	-0.29%	June 2026	---	---	---	---	6.91	---	---	---	7.01	---	---	---	217
---	---	---	---	September 2026	---	---	---	---	7.01	---	---	---	---	---	---	---	---
---	---	---	---	December 2026	---	---	---	---	7.04	---	---	---	---	---	---	---	---
---	---	---	---	March 2027	---	---	---	---	7.08	---	---	---	---	---	---	---	---
<b>TITAN (CB)</b>																	
(Contract Size: 100 Securities, Physical Delivery)																	
47.12	46.06	46.92	1.47%	June 2026	46.50	47.20	46.37	47.14	47.14	---	---	---	52.30	---	20	51	811
---	---	---	---	September 2026	---	---	---	---	46.55	---	---	---	---	---	---	---	---
---	---	---	---	December 2026	---	---	---	---	46.79	---	---	---	---	---	---	---	---
---	---	---	---	March 2027	---	---	---	---	47.02	---	---	---	---	---	---	---	---

Derivatives notes - <https://athens.euronext.com/en/market-data/statistics/eod-closing-prices>

Fixing prices and final open positions can be retrieved from the following path <https://athens.euronext.com/en/market-data/statistics/eod-closing-prices>

Underlying Asset				Derivatives Market													
Price max	Price min	Closing price	change	Delivery Month	Open price	Price max	Price min	Last price	Closing price	Last Bid	Last Ask	Fixing price*	Life high	Life low	Trades	Volume	Open Interest
<b>VIOHALCO SA/NV (CB)</b>				(Contract Size: 100 Securities, Physical Delivery)													
18.94	17.68	18.8	3.87%	June 2026	17.84	18.90	17.75	18.70	18.70	---	---	---	19.18	---	62	270	2,356
				September 2026	---	---	---	---	18.22	---	---	---	---	---	---	---	---
				December 2026	---	---	---	---	18.31	---	---	---	---	---	---	---	---
				March 2027	---	---	---	---	18.41	---	---	---	---	---	---	---	---

Derivatives notes - <https://athens.euronext.com/en/market-data/statistics/eod-closing-prices>

Fixing prices and final open positions can be retrieved from the following path <https://athens.euronext.com/en/market-data/statistics/eod-closing-prices>

FTSE/Athex Large Cap

(Trade Unit: 1 Index Point x 2€ - Exercise Style: European, Cash Settlement)

Call Options																Put Options																	
Exerise Price	June 2026							July 2026							Other Months		June 2026							July 2026							Other Months		Exerise Price
	Open price	Price max	Price min	Last price	Closing price	Volume	Open Interest	Open price	Price max	Price min	Last price	Closing price	Volume	Open Interest	Volume	Open Interest	Open price	Price max	Price min	Last price	Closing price	Volume	Open Interest	Open price	Price max	Price min	Last price	Closing price	Volume	Open Interest	Volume	Open Interest	
4,000	0.00	0.00	0.00	-	1,564.00	-	-	-	-	-	-	-	-	-	-	0.00	0.00	0.00	-	0.02	-	-	-	-	-	-	-	-	-	-	-	4,000	
4,100	0.00	0.00	0.00	-	1,464.00	-	-	-	-	-	-	-	-	-	-	0.00	0.00	0.00	-	0.06	-	-	-	-	-	-	-	-	-	-	-	4,100	
4,200	0.00	0.00	0.00	-	1,364.00	-	-	-	-	-	-	-	-	-	-	0.00	0.00	0.00	-	0.01	-	-	-	-	-	-	-	-	-	-	-	4,200	
4,300	0.00	0.00	0.00	-	1,264.00	-	-	-	-	-	-	-	-	-	-	0.00	0.00	0.00	-	0.03	-	-	-	-	-	-	-	-	-	-	-	4,300	
4,400	0.00	0.00	0.00	-	1,165.00	-	-	-	-	-	-	-	-	-	-	0.00	0.00	0.00	-	0.10	-	-	-	-	-	-	-	-	-	-	-	4,400	
4,450	0.00	0.00	0.00	-	1,115.00	-	-	-	-	-	-	-	-	-	-	0.00	0.00	0.00	-	0.17	-	-	-	-	-	-	-	-	-	-	-	4,450	
4,500	0.00	0.00	0.00	-	1,065.00	-	-	-	-	-	-	-	-	-	-	0.00	0.00	0.00	-	0.28	-	-	-	-	-	-	-	-	-	-	-	4,500	
4,550	0.00	0.00	0.00	-	1,015.00	-	-	-	-	-	-	-	-	-	-	0.00	0.00	0.00	-	0.46	-	-	-	-	-	-	-	-	-	-	-	4,550	
4,600	0.00	0.00	0.00	-	966.00	-	-	-	-	-	-	-	-	-	-	0.00	0.00	0.00	-	0.73	-	-	-	-	-	-	-	-	-	-	-	4,600	
4,650	0.00	0.00	0.00	-	916.00	-	-	-	-	-	-	-	-	-	-	0.00	0.00	0.00	-	1.10	-	-	-	-	-	-	-	-	-	-	-	4,650	
4,700	0.00	0.00	0.00	-	867.00	-	-	-	-	-	-	-	-	-	-	0.00	0.00	0.00	-	1.70	-	-	-	-	-	-	-	-	-	-	-	4,700	
4,750	0.00	0.00	0.00	-	818.00	-	-	-	-	-	-	-	-	-	-	0.00	0.00	0.00	-	2.60	-	-	-	-	-	-	-	-	-	-	-	4,750	
4,800	0.00	0.00	0.00	-	769.00	-	-	-	-	-	-	-	-	-	-	0.00	0.00	0.00	-	3.80	-	-	-	-	-	-	-	-	-	-	-	4,800	
4,850	0.00	0.00	0.00	-	721.00	-	-	-	-	-	-	-	-	-	-	0.00	0.00	0.00	-	5.40	-	-	-	-	-	-	-	-	-	-	-	4,850	
4,900	0.00	0.00	0.00	-	673.00	-	-	-	-	-	-	-	-	-	-	0.00	0.00	0.00	-	7.60	-	-	-	-	-	-	-	-	-	-	-	4,900	
4,950	0.00	0.00	0.00	-	626.00	-	-	-	-	-	-	-	-	-	-	0.00	0.00	0.00	-	10.50	-	-	-	-	-	-	-	-	-	-	-	4,950	
5,000	0.00	0.00	0.00	-	580.00	-	-	-	-	-	-	-	-	-	-	0.00	0.00	0.00	-	14.25	-	-	-	-	-	-	-	-	-	-	-	5,000	
5,050	0.00	0.00	0.00	-	534.00	-	-	0.00	0.00	0.00	-	534.00	-	-	0.00	0.00	0.00	-	19.00	-	-	0.00	0.00	0.00	-	57.00	-	-	-	-	5,050		
5,100	0.00	0.00	0.00	-	491.00	-	-	0.00	0.00	0.00	-	495.00	-	-	0.00	0.00	0.00	-	24.75	-	-	0.00	0.00	0.00	-	68.00	-	-	-	-	5,100		
5,150	0.00	0.00	0.00	-	448.00	-	-	0.00	0.00	0.00	-	457.00	-	-	0.00	0.00	0.00	-	32.25	-	-	0.00	0.00	0.00	-	80.50	-	-	-	-	5,150		
5,200	0.00	0.00	0.00	-	407.00	-	-	0.00	0.00	0.00	-	421.00	-	-	0.00	0.00	0.00	-	41.00	-	5	0.00	0.00	0.00	-	94.50	-	-	-	-	5,200		
5,250	0.00	0.00	0.00	-	368.00	-	-	0.00	0.00	0.00	-	387.00	-	-	0.00	0.00	0.00	-	51.50	-	-	0.00	0.00	0.00	-	110.00	-	-	-	-	5,250		
5,300	0.00	0.00	0.00	-	330.00	-	-	0.00	0.00	0.00	-	354.00	-	-	0.00	0.00	0.00	-	64.00	-	-	0.00	0.00	0.00	-	127.00	-	-	-	-	5,300		
5,350	0.00	0.00	0.00	-	295.00	-	-	0.00	0.00	0.00	-	323.00	-	-	0.00	0.00	0.00	-	79.00	-	-	0.00	0.00	0.00	-	146.00	-	-	-	-	5,350		
5,400	0.00	0.00	0.00	-	262.00	-	-	0.00	0.00	0.00	-	294.00	-	-	0.00	0.00	0.00	-	95.50	-	10	0.00	0.00	0.00	-	166.00	-	-	-	-	5,400		
5,450	0.00	0.00	0.00	-	231.00	-	-	0.00	0.00	0.00	-	267.00	-	-	0.00	0.00	0.00	-	115.00	-	-	0.00	0.00	0.00	-	189.00	-	-	-	-	5,450		
5,500	0.00	0.00	0.00	-	202.00	-	30	0.00	0.00	0.00	-	241.00	-	-	123.00	0.00	123.00	123.00	123.00	123.00	1	6	0.00	0.00	0.00	-	213.00	-	-	-	5,500		
5,550	199.00	199.00	199.00	199.00	199.00	60	133	0.00	0.00	0.00	-	217.00	-	-	0.00	199.00	0.00	-	160.00	-	8	0.00	0.00	0.00	-	239.00	-	-	-	-	5,550		
5,600	0.00	0.00	0.00	-	152.00	-	31	215.00	215.00	213.00	213.00	213.00	2	32	207.00	0.00	207.00	207.00	207.00	30	120	249.00	249.00	242.00	242.00	242.00	2	30	-	-	5,600		
5,650	0.00	0.00	0.00	-	131.00	-	37	0.00	0.00	0.00	-	174.00	-	-	0.00	0.00	0.00	-	214.00	-	119	296.00	296.00	296.00	296.00	296.00	30	-	-	-	5,650		
5,700	0.00	0.00	0.00	-	112.00	-	94	0.00	0.00	0.00	-	155.00	-	90	0.00	0.00	0.00	-	245.00	-	62	0.00	0.00	0.00	-	326.00	-	-	-	-	5,700		
5,750	0.00	0.00	0.00	-	94.50	-	102	0.00	0.00	0.00	-	138.00	-	-	0.00	0.00	0.00	-	278.00	-	120	0.00	0.00	0.00	-	359.00	-	60	-	-	5,750		
5,800	0.00	0.00	0.00	-	79.50	-	31	0.00	0.00	0.00	-	122.00	-	-	0.00	0.00	0.00	-	313.00	-	63	0.00	0.00	0.00	-	393.00	-	-	-	-	5,800		
5,850	0.00	0.00	0.00	-	66.50	-	30	0.00	0.00	0.00	-	107.00	-	-	0.00	0.00	0.00	-	350.00	-	91	0.00	0.00	0.00	-	428.00	-	-	-	-	5,850		
5,900	0.00	0.00	0.00	-	55.00	-	10	0.00	0.00	0.00	-	94.50	-	-	0.00	0.00	0.00	-	388.00	-	30	0.00	0.00	0.00	-	465.00	-	-	-	-	5,900		
5,950	0.00	0.00	0.00	-	45.50	-	15	0.00	0.00	0.00	-	83.00	-	-	0.00	0.00	0.00	-	428.00	-	30	0.00	0.00	0.00	-	503.00	-	-	-	-	5,950		

FTSE/Athex Large Cap

(Trade Unit: 1 Index Point x 2€ - Exercise Style: European, Cash Settlement)

Call Options														Put Options																			
Exercise Price	June 2026							July 2026							Other Months		June 2026							July 2026							Other Months		Exercise Price
	Open price	Price max	Price min	Last price	Closing price	Volume	Open Interest	Open price	Price max	Price min	Last price	Closing price	Volume	Open Interest	Volume	Open Interest	Open price	Price max	Price min	Last price	Closing price	Volume	Open Interest	Open price	Price max	Price min	Last price	Closing price	Volume	Open Interest	Volume	Open Interest	
6,000	0.00	0.00	0.00	-	37.25	-	10	0.00	0.00	0.00	-	72.00	-	-			0.00	0.00	0.00	-	470.00	-	-	0.00	0.00	0.00	-	543.00	-	-			6,000
6,050	0.00	0.00	0.00	-	30.25	-	10	0.00	0.00	0.00	-	63.00	-	-			0.00	0.00	0.00	-	513.00	-	-	0.00	0.00	0.00	-	583.00	-	-			6,050
6,100	0.00	0.00	0.00	-	24.50	-	-	0.00	0.00	0.00	-	54.50	-	-			0.00	0.00	0.00	-	557.00	-	-	0.00	0.00	0.00	-	625.00	-	-			6,100
6,150	0.00	0.00	0.00	-	19.50	-	-	0.00	0.00	0.00	-	47.00	-	-			0.00	0.00	0.00	-	602.00	-	-	0.00	0.00	0.00	-	667.00	-	-			6,150
6,200	0.00	0.00	0.00	-	15.50	-	-	0.00	0.00	0.00	-	40.50	-	-			0.00	0.00	0.00	-	648.00	-	-	0.00	0.00	0.00	-	710.00	-	-			6,200
6,250	0.00	0.00	0.00	-	12.25	-	-	0.00	0.00	0.00	-	34.75	-	-			0.00	0.00	0.00	-	695.00	-	-	0.00	0.00	0.00	-	754.00	-	-			6,250
6,300	0.00	0.00	0.00	-	9.60	-	-	0.00	0.00	0.00	-	29.75	-	-			0.00	0.00	0.00	-	742.00	-	-	0.00	0.00	0.00	-	799.00	-	-			6,300
6,350	0.00	0.00	0.00	-	7.50	-	-	0.00	0.00	0.00	-	25.50	-	-			0.00	0.00	0.00	-	790.00	-	-	0.00	0.00	0.00	-	845.00	-	-			6,350
6,400	0.00	0.00	0.00	-	5.80	-	-	0.00	0.00	0.00	-	21.75	-	-			0.00	0.00	0.00	-	838.00	-	-	0.00	0.00	0.00	-	891.00	-	-			6,400
6,450	0.00	0.00	0.00	-	4.50	-	-	-	-	-	-	-	-	-			0.00	0.00	0.00	-	886.00	-	-	-	-	-	-	-	-	-			6,450
6,500	0.00	0.00	0.00	-	3.40	-	-	-	-	-	-	-	-	-			0.00	0.00	0.00	-	935.00	-	-	-	-	-	-	-	-	-			6,500
6,550	0.00	0.00	0.00	-	2.60	-	-	-	-	-	-	-	-	-			0.00	0.00	0.00	-	984.00	-	-	-	-	-	-	-	-	-			6,550
6,600	0.00	0.00	0.00	-	2.00	-	-	-	-	-	-	-	-	-			0.00	0.00	0.00	-	1,034.00	-	-	-	-	-	-	-	-	-			6,600
6,650	0.00	0.00	0.00	-	1.50	-	-	-	-	-	-	-	-	-			0.00	0.00	0.00	-	1,083.00	-	-	-	-	-	-	-	-	-			6,650
Totals:						60	533							2	122	0	0																
Number of Trades:						2								2		0																	

Allwyn AG (CR)

(Contract Size: 100 Securities, Exercise Style: American, Physical Delivery)

Call Options														Put Options																		
June 2026							July 2026							Other Months		June 2026							July 2026							Other Months		Exercise Price
Open price	Price max	Price min	Last price	Closing price	Volume	Open Interest	Open price	Price max	Price min	Last price	Closing price	Volume	Open Interest	Volume	Open Interest	Open price	Price max	Price min	Last price	Closing price	Volume	Open Interest	Open price	Price max	Price min	Last price	Closing price	Volume	Open Interest	Volume	Open Interest	
8.500	0.000	0.000	0.000	3.33	-	-	0.000	0.000	0.000	3.34	-	-			0.000	0.000	0.000	0.001	-	-	0.000	0.000	0.000	0.006	-	-					0.085	
8.750	0.000	0.000	0.000	3.08	-	-	0.000	0.000	0.000	3.10	-	-			0.000	0.000	0.000	0.001	-	-	0.000	0.000	0.000	0.011	-	-					0.088	
9.000	0.000	0.000	0.000	2.83	-	-	0.000	0.000	0.000	2.86	-	-			0.000	0.000	0.000	0.002	-	-	0.000	0.000	0.000	0.019	-	-					0.090	
9.250	0.000	0.000	0.000	2.58	-	-	0.000	0.000	0.000	2.62	-	-			0.000	0.000	0.000	0.005	-	-	0.000	0.000	0.000	0.031	-	-					0.093	
9.500	0.000	0.000	0.000	2.34	-	-	0.000	0.000	0.000	2.39	-	-			0.000	0.000	0.000	0.010	-	-	0.000	0.000	0.000	0.047	-	-					0.095	
9.750	0.000	0.000	0.000	2.10	-	-	0.000	0.000	0.000	2.16	-	-			0.000	0.000	0.000	0.019	-	-	0.000	0.000	0.000	0.072	-	-					0.098	
10.000	0.000	0.000	0.000	1.86	-	-	0.000	0.000	0.000	1.94	-	-			0.000	0.000	0.000	0.034	-	-	0.000	0.000	0.000	0.101	-	-					0.100	
10.500	0.000	0.000	0.000	1.42	-	-	0.000	0.000	0.000	1.54	-	-			0.000	0.000	0.000	0.089	-	-	0.000	0.000	0.000	0.195	-	-					0.105	
11.000	0.000	0.000	0.000	1.02	-	-	0.000	0.000	0.000	1.18	-	-			0.000	0.000	0.000	0.195	-	-	0.000	0.000	0.000	0.338	-	-					0.110	
11.500	0.000	0.000	0.000	0.697	-	-	0.000	0.000	0.000	0.880	-	-			0.300	0.300	0.296	0.296	0.296	35	-	-	0.000	0.000	0.000	0.535	-	-			0.115	
12.000	0.000	0.000	0.000	0.448	-	-	0.000	0.000	0.000	0.635	-	-	10		0.000	0.000	0.000	0.619	-	-	0.000	0.000	0.000	0.789	-	-					0.120	
12.500	0.000	0.000	0.000	0.268	-	-	0.000	0.000	0.000	0.443	-	-			0.000	0.000	0.000	0.939	-	-	0.000	0.000	0.000	1.10	-	-					0.125	
13.000	0.000	0.000	0.000	0.149	-	-	0.000	0.000	0.000	0.300	-	-			0.000	0.000	0.000	1.32	-	-	0.000	0.000	0.000	1.45	-	-					0.130	
13.500	0.000	0.000	0.000	0.080	-	-	0.000	0.000	0.000	0.196	-	-			0.000	0.000	0.000	1.75	-	-	0.000	0.000	0.000	1.85	-	-					0.135	
14.000	0.000	0.000	0.000	0.040	-	-	0.000	0.000	0.000	0.123	-	-			0.000	0.000	0.000	2.22	-	-	0.000	0.000	0.000	2.28	-	-					0.140	
14.500	0.000	0.000	0.000	0.019	-	-	0.000	0.000	0.000	0.077	-	-			0.000	0.000	0.000	2.70	-	-	0.000	0.000	0.000	2.74	-	-					0.145	
15.000	0.000	0.000	0.000	0.008	-	-	0.000	0.000	0.000	0.047	-	-			0.000	0.000	0.000	3.19	-	-	0.000	0.000	0.000	3.21	-	-					0.150	
15.500	0.000	0.000	0.000	0.003	-	-	0.000	0.000	0.000	0.028	-	-			0.000	0.000	0.000	3.69	-	-	0.000	0.000	0.000	3.70	-	-					0.155	
16.000	0.000	0.000	0.000	0.001	-	-	0.000	0.000	0.000	0.016	-	-			0.000	0.000	0.000	4.19	-	-	0.000	0.000	0.000	4.19	-	-					0.160	
16.500	0.000	0.000	0.000	0.001	-	-	0.000	0.000	0.000	0.009	-	-			0.000	0.000	0.000	4.69	-	-	0.000	0.000	0.000	4.69	-	-					0.165	
17.000	0.000	0.000	0.000	0.001	-	-	0.000	0.000	0.000	0.005	-	-			0.000	0.000	0.000	5.19	-	-	0.000	0.000	0.000	5.19	-	-					0.170	
17.500	0.000	0.000	0.000	0.003	-	-	0.000	0.000	0.000	0.003	-	-			0.000	0.000	0.000	5.69	-	-	0.000	0.000	0.000	5.69	-	-					0.175	
18.000	0.000	0.000	0.000	0.001	-	-	0.000	0.000	0.000	0.001	-	-			0.000	0.000	0.000	6.19	-	-	0.000	0.000	0.000	6.19	-	-					0.180	
18.500	0.000	0.000	0.000	0.001	-	-	0.000	0.000	0.000	0.001	-	-			0.000	0.000	0.000	6.69	-	-	0.000	0.000	0.000	6.69	-	-					0.185	
19.000	0.000	0.000	0.000	0.001	-	-	0.000	0.000	0.000	0.001	-	-			0.000	0.000	0.000	7.19	-	-	50			7.19	-	-					0.190	
19.500	0.000	0.000	0.000	0.001	-	-					-	-			0.000	0.000	0.000	7.69	-	-	50				-	-					0.195	
20.000	0.000	0.000	0.000	0.001	-	-					-	-			0.000	0.000	0.000	8.19	-	-					-	-					0.200	
21.000	0.000	0.000	0.000	0.001	-	-					-	-			0.000	0.000	0.000	9.19	-	-					-	-					0.210	
22.000	0.000	0.000	0.000	0.001	-	-					-	-			0.000	0.000	0.000	10.19	-	-					-	-					0.220	
23.000	0.000	0.000	0.000	0.001	-	-					-	-			0.000	0.000	0.000	11.19	-	-					-	-					0.230	
24.000	0.000	0.000	0.000	0.001	-	-					-	-			0.000	0.000	0.000	12.19	-	-					-	-					0.240	
25.000	0.000	0.000	0.000	0.002	-	-					-	-			0.000	0.000	0.000	13.19	-	-					-	-					0.250	
26.000	0.000	0.000	0.000	0.001	-	-					-	-			0.000	0.000	0.000	14.19	-	-					-	-					0.260	
27.000	0.000	0.000	0.000	0.001	-	-					-	-			0.000	0.000	0.000	15.19	-	-					-	-					0.270	
28.000	0.000	0.000	0.000	0.001	-	-					-	-			0.000	0.000	0.000	16.19	-	-					-	-					0.280	
29.000	0.000	0.000	0.000	0.001	-	-					-	-			0.000	0.000	0.000	17.19	-	-					-	-					0.290	

Allwyn AG (CR)

(Contract Size: 100 Securities, Exercise Style: American, Physical Delivery)

	Call Options														Put Options																			
	June 2026						July 2026						Other Months		June 2026						July 2026						Other Months							
Exercise Price	Open price	Price max	Price min	Last price	Closing price	Volume	Open Interest	Open price	Price max	Price min	Last price	Closing price	Volume	Open Interest	Volume	Open Interest	Open price	Price max	Price min	Last price	Closing price	Volume	Open Interest	Open price	Price max	Price min	Last price	Closing price	Volume	Open Interest	Volume	Open Interest	Exercise Price	
30.000	0.000	0.000	0.000		0.001	-	-										0.000	0.000	0.000		18.19	-	-											0.300
Totals:						0	0						0	10	0	0					0	100							0	0	0	0		
Number of Trades:							0						0		0						3.00							0		0				

ALPHA BANK (CR)

(Contract Size: 100 Securities, Exercise Style: American, Physical Delivery)

Call Options																Put Options																	
Exercise Price	June 2026						July 2026						Other Months		June 2026						July 2026						Other Months		Exercise Price				
	Open price	Price max	Price min	Last price	Closing price	Volume	Open Interest	Open price	Price max	Price min	Last price	Closing price	Volume	Open Interest	Volume	Open Interest	Open price	Price max	Price min	Last price	Closing price	Volume	Open Interest	Open price	Price max	Price min	Last price	Closing price		Volume	Open Interest	Volume	Open Interest
2.000	0.000	0.000	0.000		1.51	-	-									0.000	0.000	0.000		0.001	-	-											0.020
2.100	0.000	0.000	0.000		1.41	-	-									0.000	0.000	0.000		0.001	-	-											0.021
2.200	0.000	0.000	0.000		1.31	-	-									0.000	0.000	0.000		0.001	-	-											0.022
2.300	0.000	0.000	0.000		1.21	-	-									0.000	0.000	0.000		0.001	-	-											0.023
2.400	0.000	0.000	0.000		1.11	-	-	0.000	0.000	0.000		1.12	-	-		0.000	0.000	0.000		0.001	-	-	0.000	0.000	0.000		0.006	-	-			0.024	
2.500	0.000	0.000	0.000		1.02	-	-	0.000	0.000	0.000		1.03	-	-		0.000	0.000	0.000		0.002	-	-	0.000	0.000	0.000		0.010	-	-			0.025	
2.600	0.000	0.000	0.000		0.918	-	-	0.000	0.000	0.000		0.935	-	-		0.000	0.000	0.000		0.004	-	-	0.000	0.000	0.000		0.016	-	-			0.026	
2.700	0.000	0.000	0.000		0.822	-	-	0.000	0.000	0.000		0.845	-	-		0.000	0.000	0.000		0.007	-	-	0.000	0.000	0.000		0.026	-	-			0.027	
2.800	0.000	0.000	0.000		0.728	-	-	0.000	0.000	0.000		0.757	-	-		0.000	0.000	0.000		0.014	-	-	0.000	0.000	0.000		0.037	-	-			0.028	
2.900	0.000	0.000	0.000		0.638	-	-	0.000	0.000	0.000		0.675	-	-		0.000	0.000	0.000		0.023	-	-	0.000	0.000	0.000		0.056	-	-			0.029	
3.000	0.000	0.000	0.000		0.552	-	-	0.000	0.000	0.000		0.596	-	-		0.000	0.000	0.000		0.037	-	-	0.000	0.000	0.000		0.077	-	-			0.030	
3.100	0.000	0.000	0.000		0.471	-	-	0.000	0.000	0.000		0.523	-	-		0.000	0.000	0.000		0.056	-	-	0.000	0.000	0.000		0.103	-	-			0.031	
3.200	0.000	0.000	0.000		0.397	-	-	0.000	0.000	0.000		0.456	-	-		0.000	0.000	0.000		0.082	-	-	0.000	0.000	0.000		0.136	-	-			0.032	
3.300	0.000	0.000	0.000		0.331	-	-	0.000	0.000	0.000		0.393	-	-		0.000	0.000	0.000		0.116	-	-	0.000	0.000	0.000		0.173	-	-			0.033	
3.400	0.000	0.000	0.000		0.271	-	-	0.000	0.000	0.000		0.339	-	-		0.000	0.000	0.000		0.156	-	-	0.000	0.000	0.000		0.219	-	-			0.034	
3.500	0.000	0.000	0.000		0.218	-	-	0.000	0.000	0.000		0.287	-	-		0.000	0.000	0.000		0.203	-	-	0.000	0.000	0.000		0.266	-	-			0.035	
3.600	0.000	0.000	0.000		0.175	-	-	0.000	0.000	0.000		0.245	-	-		0.000	0.000	0.000		0.260	-	-	0.000	0.000	0.000		0.324	-	-			0.036	
3.700	0.000	0.000	0.000		0.137	-	-	0.000	0.000	0.000		0.204	-	-		0.000	0.000	0.000		0.322	-	-	0.000	0.000	0.000		0.383	-	-			0.037	
3.800	0.000	0.000	0.000		0.106	-	-	0.000	0.000	0.000		0.172	-	-		0.000	0.000	0.000		0.390	-	-	0.000	0.000	0.000		0.451	-	-			0.038	
3.900	0.000	0.000	0.000		0.082	-	-	2,000	0.000	0.000	0.000		0.142	-	-		0.000	0.000	0.000		0.466	-	-	0.000	0.000	0.000		0.521	-	-			0.039
4.000	0.000	0.000	0.000		0.061	-	-	10	0.000	0.000	0.000		0.118	-	-		0.000	0.000	0.000		0.545	-	-	0.000	0.000	0.000		0.597	-	-			0.040
4.250	0.000	0.000	0.000		0.029	-	-		0.000	0.000	0.000		0.071	-	-		0.000	0.000	0.000		0.764	-	-	0.000	0.000	0.000		0.800	-	-			0.043
4.400	0.000	0.000	0.000		0.018	-	-									0.000	0.000	0.000		0.903	-	-											0.044
4.500	0.000	0.000	0.000		0.013	-	-		0.000	0.000	0.000		0.041	-	-		0.000	0.000	0.000		0.998	-	-	0.000	0.000	0.000		1.02	-	-			0.045
4.750	0.000	0.000	0.000		0.005	-	-		0.000	0.000	0.000		0.023	-	-		0.000	0.000	0.000		1.24	-	-	0.000	0.000	0.000		1.25	-	-			0.048
4.800	0.000	0.000	0.000		0.004	-	-									0.000	0.000	0.000		1.29	-	-											0.048
5.000	0.000	0.000	0.000		0.002	-	-		0.000	0.000	0.000		0.013	-	-		0.000	0.000	0.000		1.49	-	-	0.000	0.000	0.000		1.50	-	-			0.050
5.250	0.000	0.000	0.000		0.001	-	-		0.000	0.000	0.000		0.007	-	-		0.000	0.000	0.000		1.74	-	-	0.000	0.000	0.000		1.74	-	-			0.053
5.500	0.000	0.000	0.000		0.001	-	-		0.000	0.000	0.000		0.003	-	-		0.000	0.000	0.000		1.99	-	-	0.000	0.000	0.000		1.99	-	-			0.055
5.750	0.000	0.000	0.000		0.001	-	-		0.000	0.000	0.000		0.002	-	-		0.000	0.000	0.000		2.24	-	-	0.000	0.000	0.000		2.24	-	-			0.058
6.000	0.000	0.000	0.000		0.001	-	-		0.000	0.000	0.000		0.001	-	-		0.000	0.000	0.000		2.49	-	-	0.000	0.000	0.000		2.49	-	-			0.060
6.250	0.000	0.000	0.000		0.001	-	-		0.000	0.000	0.000		0.001	-	-		0.000	0.000	0.000		2.74	-	-	0.000	0.000	0.000		2.74	-	-			0.063
6.500	0.000	0.000	0.000		0.001	-	-									0.000	0.000	0.000		2.99	-	-											0.065
6.750	0.000	0.000	0.000		0.001	-	-									0.000	0.000	0.000		3.24	-	-											0.068
7.000	0.000	0.000	0.000		0.001	-	-									0.000	0.000	0.000		3.49	-	-											0.070

ALPHA BANK (CR)

(Contract Size: 100 Securities, Exercise Style: American, Physical Delivery)

	Call Options														Put Options																					
	June 2026							July 2026							Other Months		June 2026							July 2026							Other Months					
Exercise Price	Open price	Price max	Price min	Last price	Closing price	Volume	Open Interest	Open price	Price max	Price min	Last price	Closing price	Volume	Open Interest	Volume	Open Interest	Open price	Price max	Price min	Last price	Closing price	Volume	Open Interest	Open price	Price max	Price min	Last price	Closing price	Volume	Open Interest	Volume	Open Interest	Exercise Price			
Totals:						0	2,010							0	0	0	0							0	0							0	0	0	0	
Number of Trades:							0							0		0							0.00							0		0				

NATIONAL BANK (CR)

(Contract Size: 100 Securities, Exercise Style: American, Physical Delivery)

Call Options																Put Options																		
June 2026							July 2026							Other Months		June 2026					July 2026					Other Months		Exercise Price						
Exerise Price	Open price	Price max	Price min	Last price	Closing price	Volume	Open Interest	Open price	Price max	Price min	Last price	Closing price	Volume	Open Interest	Volume	Open Interest	Open price	Price max	Price min	Last price	Closing price	Volume	Open Interest	Open price	Price max	Price min	Last price		Closing price	Volume	Open Interest	Volume	Open Interest	
8.250	0.000	0.000	0.000		5.29	-	-										0.000	0.000	0.000		0.001	-	-										0.083	
8.400	0.000	0.000	0.000		5.14	-	-										0.000	0.000	0.000		0.001	-	-										0.084	
8.500	0.000	0.000	0.000		5.04	-	-										0.000	0.000	0.000		0.001	-	-										0.085	
8.750	0.000	0.000	0.000		4.80	-	-										0.000	0.000	0.000		0.001	-	-										0.088	
8.800	0.000	0.000	0.000		4.75	-	-										0.000	0.000	0.000		0.001	-	-										0.088	
9.000	0.000	0.000	0.000		4.55	-	-										0.000	0.000	0.000		0.001	-	-										0.090	
9.200	0.000	0.000	0.000		4.35	-	-										0.000	0.000	0.000		0.001	-	-										0.092	
9.250	0.000	0.000	0.000		4.30	-	-	0.000	0.000	0.000		4.32	-	-			0.000	0.000	0.000		0.002	-	-	0.000	0.000	0.000		0.014	-	-			0.093	
9.500	0.000	0.000	0.000		4.05	-	-	0.000	0.000	0.000		4.08	-	-			0.000	0.000	0.000		0.003	-	-	0.000	0.000	0.000		0.022	-	-			0.095	
9.600	0.000	0.000	0.000		3.95	-	-										0.000	0.000	0.000		0.004	-	-										0.096	
9.750	0.000	0.000	0.000		3.80	-	-	0.000	0.000	0.000		3.84	-	-			0.000	0.000	0.000		0.005	-	-	0.000	0.000	0.000		0.031	-	-			0.098	
10.000	0.000	0.000	0.000		3.56	-	-	0.000	0.000	0.000		3.61	-	-			0.000	0.000	0.000		0.009	-	-	0.000	0.000	0.000		0.045	-	-			0.100	
10.500	0.000	0.000	0.000		3.07	-	-	0.000	0.000	0.000		3.15	-	-			0.000	0.000	0.000		0.023	-	-	0.000	0.000	0.000		0.084	-	-			0.105	
11.000	0.000	0.000	0.000		2.60	-	-	0.000	0.000	0.000		2.71	-	-			0.000	0.000	0.000		0.052	-	-	0.000	0.000	0.000		0.144	-	-			0.110	
11.500	0.000	0.000	0.000		2.15	-	-	0.000	0.000	0.000		2.30	-	-			0.000	0.000	0.000		0.105	-	-	0.000	0.000	0.000		0.234	-	-			0.115	
12.000	0.000	0.000	0.000		1.74	-	-	0.000	0.000	0.000		1.93	-	-			0.000	0.000	0.000		0.191	-	-	0.000	0.000	0.000		0.361	-	-			0.120	
12.500	0.000	0.000	0.000		1.37	-	-	0.000	0.000	0.000		1.59	-	-			0.000	0.000	0.000		0.321	-	133	0.000	0.000	0.000		0.525	-	-			0.125	
13.000	0.000	0.000	0.000		1.05	-	-	0.000	0.000	0.000		1.30	-	-			0.000	0.000	0.000		0.499	-	1	0.000	0.000	0.000		0.725	-	-			0.130	
13.500	0.000	0.000	0.000		0.785	-	-	0.000	0.000	0.000		1.03	-	-			0.000	0.000	0.000		0.733	-	136	0.000	0.000	0.000		0.962	-	-			0.135	
14.000	0.000	0.000	0.000		0.571	-	-	0.000	0.000	0.000		0.823	-	-			0.000	0.000	0.000		1.02	-	-	0.000	0.000	0.000		1.25	-	-			0.140	
14.500	0.000	0.000	0.000		0.406	-	-	0.000	0.000	0.000		0.642	-	-			0.000	0.000	0.000		1.35	-	10	0.000	0.000	0.000		1.57	-	-			0.145	
15.000	0.000	0.000	0.000		0.280	-	15	0.000	0.000	0.000		0.488	-	-			0.000	0.000	0.000		1.73	-	-	0.000	0.000	0.000		1.92	-	-			0.150	
15.500	0.000	0.000	0.000		0.188	-	-	0.000	0.000	0.000		0.377	-	-			0.000	0.000	0.000		2.14	-	-	0.000	0.000	0.000		2.31	-	-			0.155	
16.000	0.000	0.000	0.000		0.122	-	-	0.000	0.000	0.000		0.281	-	-			0.000	0.000	0.000		2.57	-	-	0.000	0.000	0.000		2.71	-	-			0.160	
16.500	0.000	0.000	0.000		0.076	-	-	0.000	0.000	0.000		0.209	-	-			0.000	0.000	0.000		3.03	-	-	0.000	0.000	0.000		3.14	-	-			0.165	
17.000	0.000	0.000	0.000		0.049	-	-	0.000	0.000	0.000		0.155	-	-			0.000	0.000	0.000		3.50	-	-	0.000	0.000	0.000		3.59	-	-			0.170	
17.500	0.000	0.000	0.000		0.030	-	-	0.000	0.000	0.000		0.110	-	-			0.000	0.000	0.000		3.99	-	-	0.000	0.000	0.000		4.04	-	-			0.175	
18.000	0.000	0.000	0.000		0.017	-	-	0.000	0.000	0.000		0.081	-	-			0.000	0.000	0.000		4.48	-	-	0.000	0.000	0.000		4.52	-	-			0.180	
18.500	0.000	0.000	0.000		0.010	-	-	0.000	0.000	0.000		0.056	-	-			0.000	0.000	0.000		4.97	-	-	0.000	0.000	0.000		5.00	-	-			0.185	
19.000	0.000	0.000	0.000		0.006	-	-	0.000	0.000	0.000		0.041	-	-			0.000	0.000	0.000		5.47	-	-	0.000	0.000	0.000		5.48	-	-			0.190	
19.500	0.000	0.000	0.000		0.003	-	-	0.000	0.000	0.000		0.028	-	-			0.000	0.000	0.000		5.97	-	-	0.000	0.000	0.000		5.97	-	-			0.195	
20.000	0.000	0.000	0.000		0.002	-	-	0.000	0.000	0.000		0.020	-	-			0.000	0.000	0.000		6.47	-	-	0.000	0.000	0.000		6.47	-	-			0.200	
21.000	0.000	0.000	0.000		0.001	-	-										0.000	0.000	0.000		7.47	-	-										0.210	
22.000	0.000	0.000	0.000		0.001	-	-										0.000	0.000	0.000		8.47	-	-										0.220	
Totals:						0	15							0	0	0	0	0						0	280						0	0	0	40
Number of Trades:						0							0			0						0.00						0			0			

OTE (CR)

(Contract Size: 100 Securities, Exercise Style: American, Physical Delivery)

Call Options														Put Options																			
June 2026							July 2026							Other Months		June 2026							July 2026							Other Months		Exercise Price	
Open price	Price max	Price min	Last price	Closing price	Volume	Open Interest	Open price	Price max	Price min	Last price	Closing price	Volume	Open Interest	Volume	Open Interest	Open price	Price max	Price min	Last price	Closing price	Volume	Open Interest	Open price	Price max	Price min	Last price	Closing price	Volume	Open Interest	Volume	Open Interest		
10.000	0.000	0.000	0.000	8.77	-	-										0.000	0.000	0.000	0.001	-	-											0.100	
10.500	0.000	0.000	0.000	8.27	-	-										0.000	0.000	0.000	0.001	-	-											0.105	
11.000	0.000	0.000	0.000	7.77	-	-										0.000	0.000	0.000	0.001	-	-											0.110	
11.500	0.000	0.000	0.000	7.27	-	-										0.000	0.000	0.000	0.001	-	-											0.115	
12.000	0.000	0.000	0.000	6.77	-	-										0.000	0.000	0.000	0.002	-	-											0.120	
12.500	0.000	0.000	0.000	6.27	-	-										0.000	0.000	0.000	0.001	-	-											0.125	
13.000	0.000	0.000	0.000	5.77	-	-	0.000	0.000	0.000		5.79	-	-			0.000	0.000	0.000	0.001	-	-	0.000	0.000	0.000	0.000	0.001	-	-				0.130	
13.500	0.000	0.000	0.000	5.27	-	-	0.000	0.000	0.000		5.30	-	-			0.000	0.000	0.000	0.001	-	-	0.000	0.000	0.000	0.000	0.001	-	-				0.135	
14.000	0.000	0.000	0.000	4.77	-	-	0.000	0.000	0.000		4.80	-	-			0.000	0.000	0.000	0.001	-	-	0.000	0.000	0.000	0.000	0.004	-	-				0.140	
14.500	0.000	0.000	0.000	4.28	-	-	0.000	0.000	0.000		4.31	-	-			0.000	0.000	0.000	0.001	-	-	0.000	0.000	0.000	0.000	0.009	-	-				0.145	
15.000	0.000	0.000	0.000	3.78	-	-	0.000	0.000	0.000		3.82	-	-			0.000	0.000	0.000	0.001	-	-	0.000	0.000	0.000	0.000	0.021	-	-				0.150	
15.500	0.000	0.000	0.000	3.28	-	-	0.000	0.000	0.000		3.34	-	-			0.000	0.000	0.000	0.002	-	-	0.000	0.000	0.000	0.000	0.043	-	-				0.155	
16.000	0.000	0.000	0.000	2.79	-	-	0.000	0.000	0.000		2.88	-	-			0.000	0.000	0.000	0.008	-	-	0.000	0.000	0.000	0.000	0.080	-	-				0.160	
16.500	0.000	0.000	0.000	2.30	-	-	0.000	0.000	0.000		2.44	-	-			0.000	0.000	0.000	0.022	-	-	0.000	0.000	0.000	0.000	0.140	-	-				0.165	
17.000	0.000	0.000	0.000	1.84	-	-	0.000	0.000	0.000		2.03	-	-			0.000	0.000	0.000	0.059	-	45	0.000	0.000	0.000	0.000	0.228	-	-				0.170	
17.500	0.000	0.000	0.000	1.41	-	-	0.000	0.000	0.000		1.66	-	-			0.000	0.000	0.000	0.129	-	77	0.000	0.000	0.000	0.000	0.353	-	-				0.175	
18.000	0.000	0.000	0.000	1.03	-	-	0.000	0.000	0.000		1.33	-	-			0.300	0.300	0.279	0.279	0.279	45	16	0.000	0.000	0.000	0.000	0.523	-	-				0.180
18.500	0.000	0.000	0.000	0.715	-	-	0.000	0.000	0.000		1.04	-	-			0.000	0.000	0.000	0.435	-	-	0.000	0.000	0.000	0.000	0.737	-	-				0.185	
19.000	0.000	0.000	0.000	0.468	-	30	0.000	0.000	0.000		0.801	-	-			0.000	0.000	0.000	0.688	-	-	0.000	0.000	0.000	0.000	0.994	-	-				0.190	
19.500	0.000	0.000	0.000	0.287	-	45	0.000	0.000	0.000		0.598	-	-			0.000	0.000	0.000	1.01	-	-	0.000	0.000	0.000	0.000	1.29	-	-				0.195	
20.000	0.000	0.000	0.000	0.164	-	-	0.000	0.000	0.000		0.437	-	-			0.000	0.000	0.000	1.39	-	-	0.000	0.000	0.000	0.000	1.63	-	-				0.200	
21.000	0.000	0.000	0.000	0.046	-	-	0.000	0.000	0.000		0.224	-	-			0.000	0.000	0.000	2.28	-	-	0.000	0.000	0.000	0.000	2.42	-	-				0.210	
22.000	0.000	0.000	0.000	0.010	-	-	0.000	0.000	0.000		0.103	-	-			0.000	0.000	0.000	3.25	-	-	0.000	0.000	0.000	0.000	3.31	-	-				0.220	
23.000	0.000	0.000	0.000	0.002	-	-	0.000	0.000	0.000		0.043	-	-			0.000	0.000	0.000	4.25	-	-	0.000	0.000	0.000	0.000	4.26	-	-				0.230	
24.000	0.000	0.000	0.000	0.001	-	-	0.000	0.000	0.000		0.018	-	-			0.000	0.000	0.000	5.25	-	-	0.000	0.000	0.000	0.000	5.25	-	-				0.240	
25.000	0.000	0.000	0.000	0.001	-	-	0.000	0.000	0.000		0.007	-	-			0.000	0.000	0.000	6.25	-	-	0.000	0.000	0.000	0.000	6.25	-	-				0.250	
26.000	0.000	0.000	0.000	0.001	-	-	0.000	0.000	0.000		0.002	-	-			0.000	0.000	0.000	7.25	-	-	0.000	0.000	0.000	0.000	7.25	-	-				0.260	
27.000	0.000	0.000	0.000	0.001	-	-	0.000	0.000	0.000		0.001	-	-			0.000	0.000	0.000	8.25	-	-	0.000	0.000	0.000	0.000	8.25	-	-				0.270	
28.000	0.000	0.000	0.000	0.001	-	-	0.000	0.000	0.000		0.001	-	-			0.000	0.000	0.000	9.25	-	-	0.000	0.000	0.000	0.000	9.25	-	-				0.280	
Totals:					0	75					0	0	0	0					0	138						0	0	0	0				
Number of Trades:					0						0		0							3.00							0		0				

PIRAEUS BANK (CR)

(Contract Size: 100 Securities, Exercise Style: American, Physical Delivery)

Call Options																Put Options																
Exercise Price	June 2026						July 2026						Other Months		June 2026						July 2026					Other Months		Exercise Price				
	Open price	Price max	Price min	Last price	Closing price	Volume	Open Interest	Open price	Price max	Price min	Last price	Closing price	Volume	Open Interest	Volume	Open Interest	Open price	Price max	Price min	Last price	Closing price	Volume	Open Interest	Open price	Price max	Price min	Last price		Closing price	Volume	Open Interest	Volume
4.250	0.000	0.000	0.000		3.80	-	-									0.000	0.000	0.000		0.001	-	-										0.043
4.500	0.000	0.000	0.000		3.55	-	-									0.000	0.000	0.000		0.001	-	-										0.045
4.750	0.000	0.000	0.000		3.30	-	-									0.000	0.000	0.000		0.001	-	-										0.048
5.000	0.000	0.000	0.000		3.05	-	-									0.000	0.000	0.000		0.001	-	-										0.050
5.250	0.000	0.000	0.000		2.80	-	-									0.000	0.000	0.000		0.001	-	-										0.053
5.500	0.000	0.000	0.000		2.55	-	-	0.000	0.000	0.000		2.56	-	-		0.000	0.000	0.000		0.001	-	-	0.000	0.000	0.000		0.003	-	-		0.055	
5.750	0.000	0.000	0.000		2.30	-	-	0.000	0.000	0.000		2.32	-	-		0.000	0.000	0.000		0.003	-	-	0.000	0.000	0.000		0.008	-	-		0.058	
6.000	0.000	0.000	0.000		2.06	-	-	0.000	0.000	0.000		2.08	-	-		0.000	0.000	0.000		0.008	-	-	0.000	0.000	0.000		0.016	-	-		0.060	
6.250	0.000	0.000	0.000		1.82	-	-	0.000	0.000	0.000		1.84	-	-		0.000	0.000	0.000		0.017	-	-	0.000	0.000	0.000		0.031	-	-		0.063	
6.500	0.000	0.000	0.000		1.59	-	-	0.000	0.000	0.000		1.61	-	-		0.000	0.000	0.000		0.034	-	-	0.000	0.000	0.000		0.054	-	-		0.065	
6.750	0.000	0.000	0.000		1.36	-	-	0.000	0.000	0.000		1.40	-	-		0.000	0.000	0.000		0.061	-	-	0.000	0.000	0.000		0.087	-	-		0.068	
7.000	0.000	0.000	0.000		1.15	-	-	0.000	0.000	0.000		1.19	-	-		0.000	0.000	0.000		0.102	-	-	0.000	0.000	0.000		0.132	-	-		0.070	
7.250	0.000	0.000	0.000		0.961	-	-	0.000	0.000	0.000		1.01	-	-		0.000	0.000	0.000		0.159	-	-	0.000	0.000	0.000		0.197	-	-		0.073	
7.500	0.000	0.000	0.000		0.787	-	-	0.000	0.000	0.000		0.843	-	-		0.000	0.000	0.000		0.234	-	-	0.000	0.000	0.000		0.280	-	-		0.075	
7.750	0.000	0.000	0.000		0.631	-	-	0.000	0.000	0.000		0.692	-	-		0.000	0.000	0.000		0.328	-	-	0.380	0.380	0.380	0.380	0.380	30	0		0.078	
8.000	0.000	0.000	0.000		0.498	-	-	0.000	0.000	0.000		0.560	-	-		0.000	0.000	0.000		0.445	-	-	0.000	0.000	0.000		0.495	-	-		0.080	
8.250	0.000	0.000	0.000		0.389	-	-	0.000	0.000	0.000		0.451	-	-		0.000	0.000	0.000		0.586	-	-	0.000	0.000	0.000		0.636	-	-		0.083	
8.500	0.000	0.000	0.000		0.297	-	-	0.000	0.000	0.000		0.354	-	-		0.000	0.000	0.000		0.744	-	-	0.000	0.000	0.000		0.790	-	-		0.085	
8.750	0.000	0.000	0.000		0.220	-	10	0.000	0.000	0.000		0.276	-	-		0.000	0.000	0.000		0.917	-	-	0.000	0.000	0.000		0.962	-	-		0.088	
9.000	0.000	0.000	0.000		0.164	-	900	0.000	0.000	0.000		0.214	-	-		0.000	0.000	0.000		1.11	-	-	0.000	0.000	0.000		1.15	-	-		0.090	
9.250	0.000	0.000	0.000		0.120	-	-	0.000	0.000	0.000		0.159	-	-		0.000	0.000	0.000		1.32	-	-	0.000	0.000	0.000		1.35	-	-		0.093	
9.500	0.000	0.000	0.000		0.083	-	-	0.000	0.000	0.000		0.123	-	-		0.000	0.000	0.000		1.53	-	-	0.000	0.000	0.000		1.56	-	-		0.095	
9.750	0.000	0.000	0.000		0.060	-	-	0.000	0.000	0.000		0.090	-	-		0.000	0.000	0.000		1.76	-	-	0.000	0.000	0.000		1.78	-	-		0.098	
10.000	0.000	0.000	0.000		0.041	-	-	0.000	0.000	0.000		0.067	-	-		0.000	0.000	0.000		1.99	-	-	0.000	0.000	0.000		2.01	-	-		0.100	
10.500	0.000	0.000	0.000		0.019	-	-	0.000	0.000	0.000		0.035	-	-		0.000	0.000	0.000		2.47	-	-	0.000	0.000	0.000		2.48	-	-		0.105	
11.000	0.000	0.000	0.000		0.008	-	-	0.000	0.000	0.000		0.018	-	-		0.000	0.000	0.000		2.96	-	-	0.000	0.000	0.000		2.96	-	-		0.110	
11.500	0.000	0.000	0.000		0.004	-	-	0.000	0.000	0.000		0.009	-	-		0.000	0.000	0.000		3.46	-	-	0.000	0.000	0.000		3.46	-	-		0.115	
12.000	0.000	0.000	0.000		0.001	-	-	0.000	0.000	0.000		0.004	-	-		0.000	0.000	0.000		3.96	-	-	0.000	0.000	0.000		3.96	-	-		0.120	
12.500	0.000	0.000	0.000		0.001	-	-	0.000	0.000	0.000		0.002	-	-		0.000	0.000	0.000		4.46	-	-	0.000	0.000	0.000		4.46	-	-		0.125	
13.000	0.000	0.000	0.000		0.002	-	-									0.000	0.000	0.000		4.96	-	-									0.130	
Totals:						0	910						0	0	0	0					0	0						30	0	0	0	
Number of Trades:						0							0		0						0.00							2		0		

PPC (CR)

(Contract Size: 100 Securities, Exercise Style: American, Physical Delivery)

Call Options																Put Options																
June 2026							July 2026							Other Months		June 2026					July 2026					Other Months		Exercise Price				
Exercise Price	Open price	Price max	Price min	Last price	Closing price	Volume	Open Interest	Open price	Price max	Price min	Last price	Closing price	Volume	Open Interest	Volume	Open Interest	Open price	Price max	Price min	Last price	Closing price	Volume	Open Interest	Open price	Price max	Price min	Last price		Closing price	Volume	Open Interest	Volume
9.200	0.000	0.000	0.000		10.62	-	-										0.000	0.000	0.000		0.001	-	-									0.092
9.500	0.000	0.000	0.000		10.32	-	-										0.000	0.000	0.000		0.001	-	-									0.095
9.600	0.000	0.000	0.000		10.22	-	-										0.000	0.000	0.000		0.001	-	-									0.096
9.750	0.000	0.000	0.000		10.07	-	-										0.000	0.000	0.000		0.001	-	-									0.098
10.000	0.000	0.000	0.000		9.82	-	-										0.000	0.000	0.000		0.001	-	-									0.100
10.500	0.000	0.000	0.000		9.32	-	-										0.000	0.000	0.000		0.001	-	-									0.105
11.000	0.000	0.000	0.000		8.82	-	-										0.000	0.000	0.000		0.001	-	-									0.110
11.500	0.000	0.000	0.000		8.32	-	-										0.000	0.000	0.000		0.001	-	-									0.115
12.000	0.000	0.000	0.000		7.82	-	-										0.000	0.000	0.000		0.001	-	-									0.120
12.500	0.000	0.000	0.000		7.32	-	-										0.000	0.000	0.000		0.001	-	-									0.125
13.000	0.000	0.000	0.000		6.82	-	-	0.000	0.000	0.000		6.84	-	-			0.000	0.000	0.000		0.001	-	-	0.000	0.000	0.000		0.001	-	-		0.130
13.500	0.000	0.000	0.000		6.32	-	-	0.000	0.000	0.000		6.34	-	-			0.000	0.000	0.000		0.001	-	-	0.000	0.000	0.000		0.001	-	-		0.135
14.000	0.000	0.000	0.000		5.82	-	-	0.000	0.000	0.000		5.85	-	-			0.000	0.000	0.000		0.001	-	-	0.000	0.000	0.000		0.002	-	-		0.140
14.500	0.000	0.000	0.000		5.33	-	-	0.000	0.000	0.000		5.35	-	-			0.000	0.000	0.000		0.001	-	-	0.000	0.000	0.000		0.005	-	-		0.145
15.000	0.000	0.000	0.000		4.83	-	-	0.000	0.000	0.000		4.86	-	-			0.000	0.000	0.000		0.001	-	-	0.000	0.000	0.000		0.012	-	-		0.150
15.500	0.000	0.000	0.000		4.33	-	-	0.000	0.000	0.000		4.38	-	-			0.000	0.000	0.000		0.001	-	-	0.000	0.000	0.000		0.024	-	-		0.155
16.000	0.000	0.000	0.000		3.83	-	-	0.000	0.000	0.000		3.90	-	-			0.000	0.000	0.000		0.004	-	-	0.000	0.000	0.000		0.046	-	-		0.160
16.500	0.000	0.000	0.000		3.34	-	-	0.000	0.000	0.000		3.43	-	-			0.000	0.000	0.000		0.012	-	-	0.000	0.000	0.000		0.079	-	-		0.165
17.000	0.000	0.000	0.000		2.86	-	-	0.000	0.000	0.000		2.99	-	-			0.000	0.000	0.000		0.029	-	-	0.000	0.000	0.000		0.133	-	-		0.170
17.500	0.000	0.000	0.000		2.39	-	-	0.000	0.000	0.000		2.57	-	-			0.000	0.000	0.000		0.063	-	-	0.000	0.000	0.000		0.213	-	-		0.175
18.000	0.000	0.000	0.000		1.95	-	-	0.000	0.000	0.000		2.18	-	-			0.000	0.000	0.000		0.124	-	3	0.000	0.000	0.000		0.320	-	-		0.180
18.500	0.000	0.000	0.000		1.55	-	60	0.000	0.000	0.000		1.82	-	-			0.000	0.000	0.000		0.221	-	3	0.000	0.000	0.000		0.457	-	-		0.185
19.000	0.000	0.000	0.000		1.20	-	15	0.000	0.000	0.000		1.49	-	-			0.300	0.300	0.300	0.300	0.300	15	17	0.000	0.000	0.000		0.632	-	-		0.190
19.500	0.000	0.000	0.000		0.891	-	-	0.000	0.000	0.000		1.21	-	-			0.000	0.000	0.000		0.559	-	35	0.748	0.748	0.748	0.748	0.748	15	0		0.195
20.000	0.000	0.000	0.000		0.641	-	55	0.000	0.000	0.000		0.967	-	-			0.000	0.000	0.000		0.809	-	60	0.988	0.988	0.988	0.988	0.988	30	30		0.200
21.000	0.000	0.000	0.000		0.296	-	112	0.000	0.000	0.000		0.589	-	15			0.000	0.000	0.000		1.47	-	60	1.64	1.64	1.64	1.64	1.64	15	15		0.210
22.000	0.000	0.000	0.000		0.117	-	-	0.000	0.000	0.000		0.333	-	-			0.000	0.000	0.000		2.29	-	15	0.000	0.000	0.000		2.48	-	-		0.220
23.000	0.000	0.000	0.000		0.040	-	-	0.000	0.000	0.000		0.177	-	-			0.000	0.000	0.000		3.22	-	-	0.000	0.000	0.000		3.33	-	-		0.230
24.000	0.000	0.000	0.000		0.012	-	-	0.000	0.000	0.000		0.091	-	-			0.000	0.000	0.000		4.20	-	-	0.000	0.000	0.000		4.25	-	-		0.240
25.000	0.000	0.000	0.000		0.003	-	-	0.000	0.000	0.000		0.044	-	-			0.000	0.000	0.000		5.20	-	-	0.000	0.000	0.000		5.21	-	-		0.250
26.000	0.000	0.000	0.000		0.001	-	-	0.000	0.000	0.000		0.020	-	-			0.000	0.000	0.000		6.20	-	-	0.000	0.000	0.000		6.20	-	-		0.260
27.000	0.000	0.000	0.000		0.001	-	-	0.000	0.000	0.000		0.009	-	-			0.000	0.000	0.000		7.20	-	-	0.000	0.000	0.000		7.20	-	-		0.270
28.000	0.000	0.000	0.000		0.001	-	-	0.000	0.000	0.000		0.004	-	-			0.000	0.000	0.000		8.20	-	-	0.000	0.000	0.000		8.20	-	-		0.280
29.000	0.000	0.000	0.000		0.001	-	-	0.000	0.000	0.000		0.001	-	-			0.000	0.000	0.000		9.20	-	-	0.000	0.000	0.000		9.20	-	-		0.290
30.000	0.000	0.000	0.000		0.001	-	-	0.000	0.000	0.000		0.001	-	-			0.000	0.000	0.000		10.20	-	-	0.000	0.000	0.000		10.20	-	-		0.300

PPC (CR)

(Contract Size: 100 Securities, Exercise Style: American, Physical Delivery)

		Call Options														Put Options																	
		June 2026						July 2026						Other Months		June 2026						July 2026					Other Months						
Exercise Price	Open price	Price max	Price min	Last price	Closing price	Volume	Open Interest	Open price	Price max	Price min	Last price	Closing price	Volume	Open Interest	Volume	Open Interest	Open price	Price max	Price min	Last price	Closing price	Volume	Open Interest	Open price	Price max	Price min	Last price	Closing price	Volume	Open Interest	Volume	Open Interest	Exercise Price
Totals:						0	242						0	15	0	0						0	193						60	45	0	0	
Number of Trades:						0							0		0							1.00						4		0			

Lending Products	Underlying Title	Open Interest[5]	Multilateral Transactions[1]				Bilateral Transactions[2]		Stock Borrowing through OTC (volume)[3]
			Volume(Offered)	Average Weighted	Transactions volume	Average Weighted	Transactions Volume	Average Weighted	Transactions Volume
ADMIEBOR	ADMIE (IPTO) HOLDING S.A. (CR)	2,700	---	---	---	---	---	5,324,021	
AEGNBOR	AEGEAN AIRLINES (CR)	---	---	---	---	---	---	1,177,639	
AKTRBOR	AKTOR S.A. HOLDING CO. (CR)	---	---	---	---	---	---	779,194	
ALWNBOR	Allwyn AG (CR)	---	---	---	---	---	---	14,298,998	
ALPHABOR	ALPHA BANK (CR)	400	---	---	---	---	---	186,562,878	
AETFBOR	ALPHA ETF FTSE Athex Large Cap	---	---	---	---	---	---	2,000	
AEMBOR	ALTER EGO MEDIA (CR)	---	---	---	---	---	---	---	
AIABOR	ATHENS INTL AIRPORT (CR)	2,393	---	---	---	---	---	1,801,849	
ACAGBOR	AUSTRIACARD (CB)	---	---	---	---	---	---	962	
OTOELBOR	AUTOHELLAS SA (CR)	285	---	---	---	---	---	88,250	
AVAXBOR	AVAX S.A. (CR)	4,000	---	---	---	---	---	263,918	
BYLOTBOR	BALLY'S INTRALOT (CR)	---	---	---	---	---	---	37,525,949	
BOCHGRBOR	BANK OF CYPRUS (CR)	---	---	---	---	---	---	974,589	
EEEBOR	CC HBC AG (CR)	50	---	---	---	---	---	109,081	
CENERBOR	CENERGY HOLDINGS (CB)	13,893	---	---	1,259	3.70%	90,000	5.00%	1,458,875
CREDIABOR	CrediaBank (CR)	778	---	---	---	---	---	3,384,889	
DIMANDBOR	DIMAND (CR)	---	---	---	---	---	---	7,342	
ELLAKTORBOR	ELLAKTOR (CR)	34,821	---	---	---	---	---	100,082	
ELHABOR	ELVALHALCOR (CR)	---	---	---	---	---	---	869,615	
EUROBBOR	EUROBANK (CR)	45,000	---	---	---	---	---	101,381,646	
EXAEBOR	EURONEXT ATHENS (CR)	4,755	---	---	---	---	---	343,370	
EYDAPBOR	EYDAP S.A. (CR)	---	---	---	---	---	---	437,864	
FOYRKBOR	FOURLIS (CR)	2,500	---	---	---	---	---	104,774	
GEKTERNABOR	GEK TERNA (CR)	---	---	---	---	---	---	1,137,190	
SARBOR	GR. SARANTIS S.A. (CR)	2,237	---	---	---	---	---	248,030	
ELPEBOR	HELLENIQ ENERGY (CR)	---	---	---	---	---	---	693,010	
INTEKBOR	IDEAL HOLDINGS (CR)	---	---	---	---	---	---	84,452	
INTRKBOR	INTRACOM HOLDINGS (CR)	---	---	---	---	---	---	252,787	
BELABOR	JUMBO SA (CR)	2,025	---	---	---	---	---	1,097,430	
KRIBOR	KRI-KRI S.A. (CR)	2,999	---	---	---	---	---	50,466	
LAMDABOR	LAMDA DEVELOPMENT SA (CR)	---	---	---	---	---	---	240,532	

## Stock Lending Notes

[1] - Multilateral contracts Lending or Borrowing as per Methods 8-1, 8-2 and 8-3-3 (According to ATHEX BoD Resolution No.17)

[2] - Bilateral Contracts Lending or Borrowing as per Methods 8-3-1 and 8-3-2 & Contracts as per Method 4 (According to ATHEX BoD Resolution No.20)

[3] - The information concerning OTC Stock Borrowing Transactions is based on the statements of the Dematerialised Securities System (DSS) operators involved and refers to volumes that have been registered up until the previous working day.

[4] - Average Price (Volume weighted)

[5] - The Data concerning Open Interest before the start of trading session

Lending Products	Underlying Title	Open Interest[5]	Multilateral Transactions[1]				Bilateral Transactions[2]		Stock Borrowing through OTC (volume)[3]
			Volume(Offered)	Average Weighted	Transactions volume	Average Weighted	Transactions Volume	Average Weighted	Transactions Volume
MTLNBOR	METLEN PLC (CR)	500	---	---	---	---	---	1,598,324	
MIGBOR	MIG (CR)	1,291	---	---	---	---	---	39,913	
MOHBOR	MOTOR OIL (CR)	---	---	---	---	---	---	900,231	
ETEBOR	NATIONAL BANK (CR)	---	---	---	---	---	---	22,663,500	
NOVALBOR	NOVAL PROPERTY REIC (CR)	---	---	---	---	---	---	---	
OPTIMABOR	OPTIMA BANK (CR)	330	---	---	---	---	---	4,800,268	
HTOBOR	OTE (CR)	2,000	---	---	---	---	---	4,528,597	
PPABOR	P.P.A. S.A. (CR)	---	---	---	---	---	---	89,321	
TPEIRBOR	PIRAEUS BANK (CR)	3,000	---	---	---	---	---	13,103,112	
PPCBOR	PPC (CR)	119,965	---	---	---	---	---	15,630,218	
PROFBOR	PROFILE SA (CR)	---	---	---	---	---	---	39,526	
QLCOBOR	QUALCO GROUP (CR)	---	---	---	---	---	---	900,044	
QUESTBOR	QUEST HOLDINGS (CR)	3,991	---	---	---	---	---	47,709	
TITCBOR	TITAN (CB)	50	---	---	---	---	---	118,697	
OLTHBOR	TPA SA (CR)	---	---	---	---	---	---	750	
TRESTATESBOR	TRADE ESTATES REIC (CR)	---	---	---	---	---	---	---	
VIOBOR	VIOHALCO SA/NV (CB)	---	---	---	---	4,000	1.50%	---	

## Stock Lending Notes

[1] - Multilateral contracts Lending or Borrowing as per Methods 8-1, 8-2 and 8-3-3 (According to ATHEX BoD Resolution No.17)

[2] - Bilateral Contracts Lending or Borrowing as per Methods 8-3-1 and 8-3-2 & Contracts as per Method 4 (According to ATHEX BoD Resolution No.20)

[3] - The information concerning OTC Stock Borrowing Transactions is based on the statements of the Dematerialised Securities System (DSS) operators involved and refers to volumes that have been registered up until the previous working day.

[4] - Average Price (Volume weighted)

[5] - The Data concerning Open Interest before the start of trading session

## Sectors codification for listed companies

12003 -	ETF	10101010	Computer Services
10101015	Software	10102030	Computer Hardware
15101010	Telecommunications Equipment	15102015	Telecommunications Services
20101010	Health Care Facilities	20102010	Medical Equipment
20103015	Pharmaceuticals	30101010	Banks
30202000	Diversified Financial Services	30202010	Asset Managers & Custodians
30202015	Investment Services	30204000	Closed End Investments
30302010	Full Line Insurance	30302015	Insurance Brokers
30302025	Property and Casualty Insurance	35101010	Real Estate Holding and Development
35101015	Real Estate Services	35102000	Diversified REITs
35102045	Retail REITs.	40202015	Household Furnishings
40202020	Household Appliance	40203040	Electronic Entertainment
40204020	Clothing & Accessories	40301010	Entertainment
40301030	Publishing	40301035	Radio & TV Broadcasters
40401010	Diversified Retailers	40401020	Apparel Retailers
40401025	Home Improvement Retailers	40401030	Specialty Retailers
40501010	Airlines	40501015	Travel & Tourism
40501020	Casinos & Gambling	40501025	Hotels & Motels
45101015	Distillers & Vintners	45101020	Soft Drinks
45102010	Farming Fishing Ranching & Plantations	45102020	Food Products
45103010	Tobacco	45201010	Food Retailers & Wholesalers
45201020	Personal Products	50101010	Construction
50101020	Building Roof/Wallboard and Plumbing	50101030	Cement
50101035	Building Materials: Other	50202010	Electrical Components
50203015	Plastics	50203030	Containers & Packaging
50204000	Machinery: Industrial	50204020	Machinery: Construction & Handling
50205010	Industrial Suppliers	50205020	Back Office Support HR & Consulting
50205030	Forms & Bulk Printing Services	50206015	Commercial Vehicles & Parts
50206030	Marine Transportation	50206060	Transportation Services
55101000	Diversified Materials	55101020	Textile Products
55102000	General Mining	55102010	Iron & Steel
55102015	Metal Fabricating	55102035	Aluminum
60101020	Oil Refining and Marketing	65101010	Alternative Electricity
65101015	Conventional Electricity	65102000	Multi-Utilities
65102030	Water		



[euronext.com](https://www.euronext.com)