

# Euronext Athens

**Ημερήσιο Δελτίο Συναλλακτικής  
Δραστηριότητας**

---

**Daily Official List of Trading Activity**



**EURONEXT**

**Disclaimer:**

This publication is for information purposes only and is not a recommendation to engage in investment activities. This publication is provided "as is" without representation or warranty of any kind. Whilst all reasonable care has been taken to ensure the accuracy of the content, Euronext does not guarantee its accuracy or completeness. Euronext will not be held liable for any loss or damages of any nature ensuing from using, trusting or acting on information provided. No information set out or referred to in this publication shall form the basis of any contract. The creation of rights and obligations in respect of financial products that are traded on the exchanges operated by Euronext's subsidiaries shall depend solely on the applicable rules of the market operator. All proprietary rights and interest in or connected with this publication shall vest in Euronext. No part of it may be redistributed in any form without the prior written permission of Euronext. Euronext refers to Euronext N.V. and its affiliates. Information regarding trademarks and intellectual property rights of Euronext is located at [www.euronext.com/terms-use](https://www.euronext.com/terms-use)

©2026, Euronext N.V. – All rights reserved

---

**EURONEXT ATHENS HOLDING S.A.**

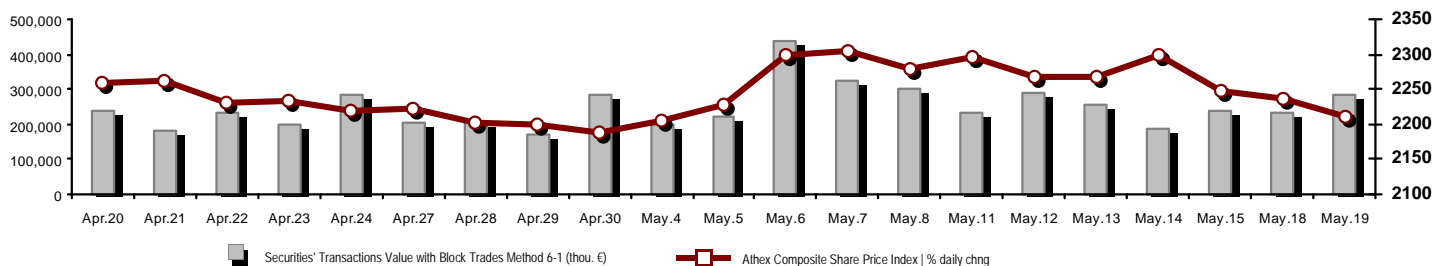
110 Athinon Ave., 10442 Athens, Tel: (210) 33.66.800, Fax: (210) 32.13.938

<https://athens.euronext.com>

---

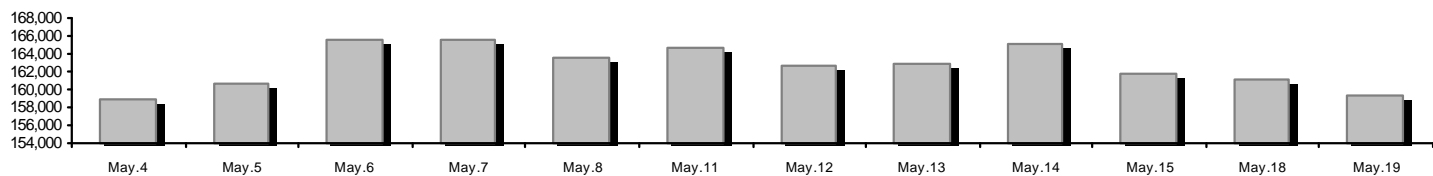
Summary of Markets

Athex Composite Share Price Index vs Shares and Derivatives Transactions Value

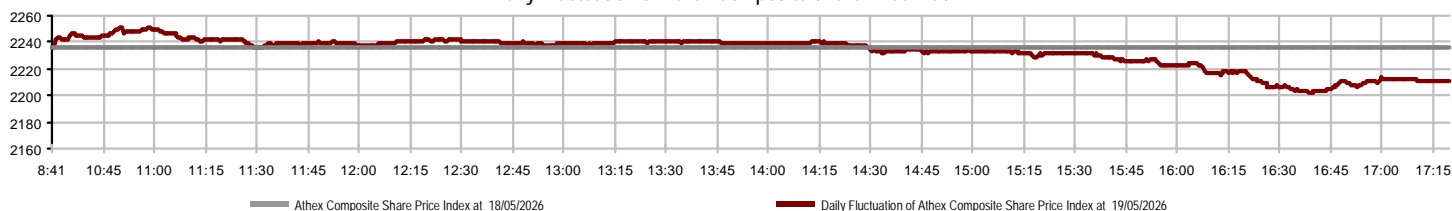


Euronext Athens Capitalisation (mill. €)**:	159,266.06	Derivatives Total Open Interest	1,881,648
Daily change: mill. €   %	-1,767.56 -1.10%	in Index Futures   % daily chng	9,554 -0.67%
Yearly Avg Capitalisation: mill. €   % chng prev year Avg	155,335.87 21.65%	in Stock Futures   % daily chng	1,866,840 0.63%
Athex Composite Share Price Index   % daily chng	2,211.20 -1.12%	in Index Options   % daily chng	1,299 13.35%
Athex Composite Share Price Index Capitalisation (mill. €)	149,030.94	in Stock Options   % daily chng	3,955 2.36%
Daily change (mill. €)	-1,636.44		
Securities' Transactions Value with Block Trades Method 6-1 (t	282,521.19	Derivatives Contracts Volume:	20,421
Daily change: %	47,721.85 20.32%	Daily change: pieces   %	-14,171 -40.97%
YtD Avg Trans. Value: thou. €   % chng prev year Avg	340,442.82 57.56%	YtD Avg Derivatives Contracts % chng prev year Avg	74,054 28.61%
Blocks Transactions Value of Method 6-1 (thou. €)	23,071.25	Derivatives Trades Number:	2,364
Blocks Transactions Value of Method 6-2 & 6-3 (thou. €)	44.05	Daily change: number   %	131 5.87%
Bonds Transactions Value (thou.€)	1,933.38	YtD Avg Trades number % chng prev year Avg	2,970 34.32%
Securities' Transactions Volume with Block Trades Method 6-1 (tho	36,819.52	Lending Total Open Interest	247,610
Daily change: thou. pieces   %	3,512.74 10.55%	Daily change: pieces   %	-8,669 -3.38%
YtD Avg Volume: % chng prev year Avg	51,924.01 24.55%	Lending Volume (Multilateral/Bilateral)	5,378
Blocks Transactions Volume of Method 6-1 (thou. Pieces)	2,094.98	Daily change: pieces   %	3,353
Blocks Transactions Volume of Method 6-2 & 6-3 (thou. Pieces)	2.03	Multilateral Lending	5,360
Bonds Transactions Volume	1,960,000	Bilateral Lending	18
Securities' Trades Number with Block Trades Method 6-1	72,886	Lending Trades Number:	10
Daily change: number   %	8,877 13.87%	Daily change: %	9
YtD Avg Trades number % chng prev year Avg	74,984 49.65%	Multilateral Lending Trades Number	9
Number of Blocks Method 6-1	20	Bilateral Lending Trades Number	1
Number of Blocks Method 6-2 & 6-3	1		
Number of Bonds Transactions	252		

Euronext Athens Capitalisation (mill. €)\*\*



Daily Fluctuation of Athex Composite Share Price Index



## Athex Indices

Index name	19/05/2026	18/05/2026	pts.	%	Min	Max	Year min	Year max	Year change
Athex Composite Share Price Index	2,211.20 €	2,236.24	-25.04	-1.12%	2,201.71	2,251.15	1,998.09	2,407.09	4.27% #
Athex Composite Index Total Return Index	4,391.32 €	4,441.04	-49.72	-1.12%	4,372.48	4,470.65	3,942.63	4,745.66	5.06% #
Athex ESG Index	2,622.25 €	2,652.47	-30.22	-1.14%	2,611.02	2,671.15	2,361.87	2,867.98	4.80% #
ATHEX Small Cap Price Index	2,441.85 €	2,459.91	-18.06	-0.73%	2,427.91	2,475.68	2,193.29	2,627.20	-4.20% €
ATHEX EN.A. Growth Price Index	16,280.12 €	16,344.99	-64.87	-0.40%	16,170.57	16,386.72	16,134.09	20,788.55	-17.72% €
FTSE/Athex Large Cap	5,605.76 €	5,671.02	-65.26	-1.15%	5,580.66	5,712.12	5,057.48	6,153.73	4.76% #
FTSE/Athex Mid Cap Index	2,926.56 €	2,947.24	-20.68	-0.70%	2,919.58	2,962.30	2,510.28	2,991.42	3.59% #
FTSE/ATHEX High Dividend Yield Index	4,614.41 €	4,633.97	-19.56	-0.42%	4,579.89	4,649.43	4,495.63	5,149.57	-6.63% €
FTSE/Athex Market Index	1,322.65 €	1,337.49	-14.84	-1.11%	1,316.42	1,347.25	1,190.89	1,449.15	4.88% #
FTSE/Athex Banks	2,479.68 €	2,518.29	-38.61	-1.53%	2,465.88	2,547.59	2,143.30	2,859.37	8.10% #
FTSE/ATHEX TECHNOLOGY & TELECOMMUNICAT	7,106.71 €	7,122.63	-15.92	-0.22%	7,076.21	7,157.30	6,027.65	7,157.30	4.90% #
FTSE/ATHEX HEALTH CARE	6,193.02 €	6,261.07	-68.05	-1.09%	6,168.31	6,301.06	4,884.62	6,600.67	21.88% #
FTSE/ATHEX FINANCIAL SERVICES	11,597.96 €	11,777.32	-179.36	-1.52%	11,534.35	11,913.11	10,029.11	13,356.35	8.12% #
FTSE/ATHEX REAL ESTATE	5,346.65 #	5,339.05	7.60	0.14%	5,320.11	5,371.15	5,093.00	5,898.28	-4.80% €
FTSE/ATHEX CONSUMER DISCRETIONARY	4,488.85 #	4,443.38	45.47	1.02%	4,434.69	4,495.26	4,431.51	5,876.98	-23.15% €
FTSE/ATHEX CONSUMER STAPLES	9,785.42 #	9,770.79	14.63	0.15%	9,739.88	9,810.56	8,640.95	10,243.39	11.04% #
FTSE/ATHEX INDUSTRIALS	11,856.08 €	12,210.80	-354.72	-2.90%	11,819.70	12,234.62	10,051.45	12,776.62	17.95% #
FTSE/ATHEX BASIC MATERIALS	12,508.31 €	12,974.74	-466.43	-3.59%	12,375.30	13,172.08	8,778.94	13,696.17	31.31% #
FTSE/ATHEX ENERGY & UTILITIES	6,925.01 €	7,064.26	-139.25	-1.97%	6,925.01	7,103.00	6,127.28	7,506.29	0.69% #
Athex All Share Index	505.04 €	510.67	-5.63	-1.10%	505.04	505.04	460.14	542.74	4.29% #
Hellenic Mid & Small Cap Index	3,136.06 €	3,182.38	-46.32	-1.46%	3,123.50	3,193.63	2,761.30	3,248.49	8.32% #
FTSE/Athex Large Cap Total Return	10,102.69 €	10,220.30	-117.61	-1.15%			9,100.35	11,012.64	5.52% #
FTSE/Athex Mid Cap Total Return	4,221.91 €	4,251.74	-29.83	-0.70%			3,625.91	4,308.60	4.16% #
MSCI GREECE REBASED	8,721.70 €	8,834.96	-113.26	-1.28%	8,686.28	8,905.70	7,755.87	10,138.65	1.84% #
Hellenic Corporate Bond Index	144.41 #	144.31	0.10	0.07%			143.28	145.27	0.03% #
Hellenic Corporate Bond Price Index	92.64 #	92.60	0.04	0.04%			92.37	93.97	-1.38% €

Note 1: FTSE/Med 100, Hellenic Corporate Bond Price Index and Hellenic Corporate Bond Index closing prices refer to the previous trading day of 15/05/2026.

Note 2: The Hellenic Mid & Small Cap Index is a Customized index calculated by Euronext Athens.

## Analytic Figures for Athex Market's Boards and Categories

	Total Traded Securities	Main Market	Surveillance	Exchange Traded Funds (ETFs)
Totals	123	121	1	1
Gain / Lose / Same:	34 / 74 / 15	34 / 72 / 15	0 / 1 / 0	0 / 1 / 0
Euronext Athens Capitalisation (mill. €)	159,266.06	159,256.83	9.23	
Daily Average Trans/ons Value(thou.€)	340,442.82	340,354.28	4.37	423.48
Transactions Value	282,565.24	282,400.39	14.30	150.55
Main Board:	259,449.94	259,285.09	14.30	150.55
Blocks Board 6_2_3:	23,115.30	23,115.30	0.00	0.00
Forced Sales Board:	0.00	0.00	0.00	0.00
Special Terms Board:	0.00	0.00	0.00	0.00
Daily Average Transactions Volume	51,924,013	51,960,290	5,057	7,442
Transactions Volume	36,821,548	36,765,570	53,358	2,620
Main Board:	34,724,541	34,668,563	53,358	2,620
Blocks Board 6_2_3:	2,097,007	2,097,007	0	0
Forced Sales Board:	0	0	0	0
Special Terms Board:	0	0	0	0
Daily Average Number of Trades	74,984	74,824	9	153
Number of Trades	72,887	72,764	25	98
Main Board:	72,866	72,743	25	98
Blocks Board 6_2_3:	21	21	0	0
Forced Sales Board:	0	0	0	0
Special Terms Board:	0	0	0	0

## Trading Details by Euronext Athens Sectors and Financial Instruments (ETFs)

Code	Sectors	Gain / Lose / Same	Number of Trades	Transactions Volume	Transactions Value	% of Total Trans. Value
3010	- Banks	1 / 7 / 0	30,112	24,403,142	146,134,501.12	51.72%
5510	- Basic Resources	4 / 7 / 1	3,375	823,857	6,796,637.59	2.41%
5010	- Construction & Materials	1 / 11 / 0	8,365	1,559,483	23,906,001.92	8.46%
4020	- Consumer Products & Services	2 / 2 / 0	68	38,514	17,937.18	0.01%
6010	- Energy	2 / 1 / 1	3,617	501,206	7,789,839.21	2.76%
12000	- Financial Instruments	0 / 1 / 0	98	2,620	150,546.31	0.05%
3020	- Financial Services	0 / 3 / 2	439	53,415	355,393.44	0.13%
4510	- Food Beverage & Tobacco	2 / 2 / 1	531	89,187	2,911,498.65	1.03%
2010	- Health Care	2 / 1 / 0	258	147,099	229,426.62	0.08%
5020	- Industrial Goods & Services	6 / 10 / 1	2,955	519,018	7,424,797.09	2.63%
3030	- Insurance	2 / 0 / 0	303	262,942	564,996.29	0.20%
4030	- Media	0 / 2 / 1	267	139,217	497,825.93	0.18%
4520	- Personal Care, Drug & Grocery Stores	0 / 2 / 0	308	19,965	209,361.99	0.07%
3510	- Real Estate	4 / 4 / 4	2,969	1,928,662	3,300,494.48	1.17%
4040	- Retail	3 / 5 / 1	3,292	969,270	15,710,691.34	5.56%
1010	- Technology	3 / 7 / 2	1,821	627,788	3,657,230.97	1.29%
1510	- Telecommunications	0 / 1 / 1	1,966	288,703	5,370,765.33	1.90%
4050	- Travel & Leisure	2 / 3 / 0	4,269	2,103,318	9,123,659.55	3.23%
6510	- Utilities	0 / 5 / 0	7,874	2,344,142	48,413,632.20	17.13%

## Top 10 best &amp; worst performing Shares

## Main Market

With positive Price change	Closing price	change	With negative Price change	Closing price	change
KEKROPS SA (CR)	2.05	9.63% #	TRASTOR REAL EST. INV. CO.(CR)	1	-9.91% €
JUMBO SA (CR)	22.2	2.68% #	ELVALHALCOR (CR)	4.81	-8.03% €
OPTIMA BANK (CR)	10.39	1.96% #	DOMIKI KRITIS SA (CR)	2.72	-6.21% €
CENTRIC HOLDINGS (CR)	0.314	1.95% #	CENERGY HOLDINGS (CB)	23.48	-5.25% €
EVROPI HOLDINGS S.A. (CR)	2.105	1.94% #	DAIOS PLASTICS SA (CR)	10.45	-5.00% €
ELINOIL S.A. (CR)	2.16	1.89% #	AVAX S.A. (CR)	3.42	-3.93% €
AEGEAN AIRLINES (CR)	11.02	1.66% #	AKTOR S.A. HOLDING CO. (CR)	10.36	-3.54% €
CC HBC AG (CR)	48.6	1.57% #	UNIBIOS (CR)	2.51	-3.46% €
QUEST HOLDINGS (CR)	6.96	1.16% #	METLEN PLC (CR)	37.2	-3.18% €
REAL CONSULTING (CR)	6.24	0.97% #	PAPOUTSANIS (CR)	3.49	-3.06% €
With the highest Transactions Value	Value (thou. €)	change	With the highest Transactions Volume	Volume	change
NATIONAL BANK (CR)	48,716.72	-1.64% €	ALPHA BANK (CR)	7,379,908	-1.21% €
PPC (CR)	38,493.87	-2.08% €	EUROBANK (CR)	5,936,763	-2.07% €
PIRAEUS BANK (CR)	35,622.59	-1.62% €	PIRAEUS BANK (CR)	4,381,165	-1.62% €
ALPHA BANK (CR)	26,086.95	-1.21% €	NATIONAL BANK (CR)	3,575,339	-1.64% €
EUROBANK (CR)	21,485.11	-2.07% €	PPC (CR)	1,922,335	-2.08% €
GEK TERNA (CR)	15,461.25	-2.49% €	CrediaBank (CR)	1,911,809	-2.74% €
JUMBO SA (CR)	14,432.01	2.68% #	TRASTOR REAL EST. INV. CO.(CR)	1,483,300	-9.91% €
METLEN PLC (CR)	8,485.67	-3.18% €	BALLY'S INTRALOT (CR)	1,049,072	-0.53% €
BANK OF CYPRUS (CR)	6,842.00	-2.01% €	BANK OF CYPRUS (CR)	728,126	-2.01% €
Allwyn AG (CR)	6,124.26	0.34% #	JUMBO SA (CR)	660,006	2.68% #

Note: Stocks that are not included in the "Under Supervision" category, and the transactions value is more than 10,000 €.

## Derivatives Summary

	Number of Trades	Volume	Open Interest
Index Futures	135	524	9,554
FTSE/Athex Banks	6	50	3,349
FTSE/Athex Large Cap	129	474	6,205
MSCI GREECE REBASED	0	0	0
Stock Futures	2,197	19,552	1,866,840
ADMIE (IPTO) HOLDING S.A. (CR)	8	67	10,684
AEGEAN AIRLINES (CR)	23	66	2,986
AKTOR S.A. HOLDING CO. (CR)	32	506	102,235
Allwyn AG (CR)	89	365	10,652
ALPHA BANK (CR)	300	4,846	64,475
ATHENS INTL AIRPORT (CR)	4	35	293
AUTOHELLAS SA (CR)	0	0	123
AVAX S.A. (CR)	28	199	2,943
BALLY'S INTRALOT (CR)	17	609	1,354,077
BANK OF CYPRUS (CR)	13	88	1,103
CC HBC AG (CR)	8	27	414
CENERGY HOLDINGS (CB)	19	38	3,214
CrediaBank (CR)	88	2,415	90,937
ELLAKTOR (CR)	2	7	1,663
ELVALHALCOR (CR)	198	1,165	4,047
EUROBANK (CR)	97	800	39,899
EURONEXT ATHENS (CR)	0	0	334
EYDAP S.A. (CR)	22	124	13,341
FOURLIS (CR)	12	47	3,025
GEK TERNA (CR)	54	265	5,134
HELLENIQ ENERGY (CR)	66	599	3,793
INTRACOM HOLDINGS (CR)	105	730	14,166
JUMBO SA (CR)	56	278	6,533
LAMDA DEVELOPMENT SA (CR)	49	367	26,566
METLEN PLC (CR)	176	420	15,701
MIG (CR)	14	24	185
MOTOR OIL (CR)	3	4	379
NATIONAL BANK (CR)	147	405	15,916
OPTIMA BANK (CR)	15	42	507
OTE (CR)	3	3	865
P.P.A. S.A. (CR)	1	1	42
PIRAEUS BANK (CR)	305	3,933	50,113
PPC (CR)	114	688	16,999
QUEST HOLDINGS (CR)	4	20	227
TITAN (CB)	28	47	804
VIOHALCO SA/NV (CB)	97	322	2,465
Index Options	20	224	1,299
FTSE/Athex Large Cap	20	224	1,299
Stock Options	12	121	3,955
Allwyn AG (CR)	1	10	100
ALPHA BANK (CR)	0	0	2,010
NATIONAL BANK (CR)	1	1	334
OTE (CR)	3	45	168
PIRAEUS BANK (CR)	0	0	910
PPC (CR)	7	65	433
<b>Total Derivatives Traded</b>	<b>2,364</b>	<b>20,421</b>	<b>1,881,648</b>

Number of Outstanding Securities	Nominal Value	Dividends [1]			Date of Last Coupon		Note	Shares	Closing price	% change	Previous closing price/date	Open price	Price min	Price max	Last price	Avg price	Last Bid [7]	Last Ask [7]	P/E after tax	Year	Volume	Trades	Transactions Value[8]	Company Mkt Value (thou. €)	Year low	Year high	Sector[4]	
2023	2024	2025	Dividend [2]	Right																								
806,782,473	0.300	1.6123	1.4029	0.5	08/04/2026	25/06/2024	---	Allwyn AG (CR)	11.805	0.34 #	11.765	18/05/2026	11.75	11.66	11.855	11.805	11.756	230@11.80	8@11.84	---	---	520,944	2,546	6,124,263.00	9,524,067.09	11.66	19.0367	40501020
2,315,261,358	0.290	0.026	0.0303	0.0485	01/12/2025	18/04/2017	---	ALPHA BANK (CR)	3.513	-1.21 €	3.556	18/05/2026	3.566	3.494	3.6	3.513	3.535	20934@3.51	1383@3.52	---	---	7,379,908	6,193	26,086,945.37	8,133,513.15	2.95	4.489	30101010
58,492,542	1.00	---	0.1	---	23/06/2025	27/01/2025	---	ALTER EGO MEDIA (CR)	5.46	-0.37 €	5.48	18/05/2026	5.62	5.39	5.62	5.46	5.453	1000@5.43	105@5.46	---	---	87,176	215	475,400.13	319,369.28	4.88	6.425	40301035
36,353,868	1.00	0.1	0.11	---	01/07/2025	21/08/2023	---	AUSTRIACARD (CB)	9.5	---	9.5	18/05/2026	9.51	9.48	9.52	9.5	9.498	9821@9.48	17@9.49	---	---	195,399	265	1,855,898.79	345,361.75	6.04	9.6	10101010
48,624,764	0.080	0.7	0.85	0.85	24/04/2026	05/12/2022	---	AUTOHELLAS SA (CR)	10.7	-0.37 €	10.74	18/05/2026	10.8	10.54	10.8	10.7	10.643	108@10.56	35@10.70	---	---	11,562	177	123,054.94	520,284.97	10.54	13.44	40401030
1,867,802,694	0.300	---	---	---	30/05/2013	10/10/2023	---	BALLY'S INTRALOT (CR)	1.124	-0.53 €	1.13	18/05/2026	1.135	1.118	1.136	1.124	1.125	310@1.12	19441@1.12	---	---	1,049,072	483	1,180,310.97	2,099,410.23	0.822	1.154	40501020
435,686,031	0.100	---	0.48	0.2	22/09/2025	23/09/2024	---	BANK OF CYPRUS (CR)	9.28	-2.01 €	9.47	18/05/2026	9.5	9.26	9.61	9.28	9.397	500@9.28	715@9.29	---	---	728,126	1,828	6,841,998.63	4,043,166.37	7.94	9.975	30101010
212,384,903	0.08	0.14	---	---	24/06/2025	07/12/2016	---	CENERGY HOLDINGS (CB)	23.48	-5.25 €	24.78	18/05/2026	24.24	23.14	24.74	23.48	23.935	2552@23.44	70@23.50	---	2025	218,954	1,714	5,240,715.68	4,986,797.52	15.12	26.22	50202010
373,239,562	6.70	0.93	1.03	1.2	14/05/2026	29/04/2013	---	CC HBC AG (CR)	48.6	1.57 #	47.85	18/05/2026	48.05	48	48.85	48.6	48.295	645@48.30	541@48.90	---	---	31,165	212	1,505,124.20	18,139,442.71	42.5	55.75	45101020
1,993,012,407	0.050	---	---	---	04/06/2008	16/10/2024	---	CrediaBank (CR)	1.206	-2.74 €	1.24	18/05/2026	1.248	1.204	1.266	1.206	1.235	30006@1.20	28368@1.21	---	---	1,911,809	1,647	2,360,512.17	2,403,572.96	0.871	1.722	30101010
3,631,510,801	0.220	0.0933	0.105	0.0468	06/11/2025	20/05/2019	---	EUROBANK (CR)	3.586	-2.07 €	3.662	18/05/2026	3.662	3.562	3.739	3.586	3.619	1291@3.59	500@3.62	---	---	5,936,763	5,366	21,485,106.73	3,022,597.73	3.162	4.392	30101010
51,889,670	1.00	0.12	0.15	---	27/06/2025	23/07/2019	---	FOURLIS (CR)	4.505	-2.06 €	4.6	18/05/2026	4.65	4.47	4.7	4.505	4.61	416@4.47	434@4.55	---	---	180,657	335	832,887.23	233,762.96	4.04	4.98	40401010
305,635,185	2.18	0.9	0.75	0.2	19/01/2026	01/10/2003	---	HELLENIO ENERGY (CR)	10	0.30 #	9.97	18/05/2026	9.965	9.87	10.22	10	10.067	25@10.00	272@10.02	---	---	352,994	1,127	3,553,613.91	3,056,351.85	8.4	10.4	60101020
83,600,000	0.690	0.0504	0.1209	---	22/09/2025	02/07/2024	---	INTRACOM HOLDINGS (CR)	3.56	0.57 #	3.54	18/05/2026	3.54	3.54	3.66	3.56	3.607	560@3.55	250@3.58	---	---	214,290	603	772,883.22	297,616.00	2.685	3.85	10101010
134,365,561	0.880	1.4726	0.5063	---	23/03/2026	05/03/2014	---	JUMBO SA (CR)	22.2	2.68 #	21.62	18/05/2026	21.62	21.58	22.4	22.2	21.866	100@22.00	896@22.22	---	---	660,006	2,349	14,432,013.42	2,982,915.45	21.22	28.7	40401010
176,736,715	0.300	---	---	---	30/05/2007	27/11/2019	---	LAMDA DEVELOPMENT SA (CR)	5.995	0.25 #	5.98	18/05/2026	5.995	5.95	6.02	5.995	5.99	381@5.99	18618@6.00	---	---	195,842	759	1,173,143.59	1,059,536.61	5.85	7.76	35101010
169,043,561	0.300	---	0.02	---	17/07/2025	28/11/2022	---	LAVIPHARM SA (CR)	1.54	-2.66 €	1.582	18/05/2026	1.582	1.536	1.582	1.54	1.552	20@1.54	230@1.55	---	---	144,553	232	224,395.82	260,327.08	0.937	1.724	20103015
143,022,980	1.00	---	---	---	04/08/2025	---	---	METLEN PLC (CR)	37.2	-3.18 €	38.42	18/05/2026	38.42	37.18	38.88	37.2	38.009	1125@37.18	101@37.36	---	---	223,256	3,121	8,485,668.30	5,320,454.86	31.9	47.68	65102000
126,502,434	0.500	0.0304	0.0302	---	15/05/2025	28/07/2021	---	PREMIA (CR)	1.374	-0.72 €	1.384	18/05/2026	1.388	1.372	1.39	1.374	1.383	1097@1.37	1000@1.38	---	---	72,605	186	100,430.39	173,814.34	1.236	1.49	35102000
24,823,934	0.230	0.049	0.0647	---	01/07/2025	08/06/2022	---	PROFILE SA (CR)	7.01	-0.71 €	7.06	18/05/2026	7.19	6.98	7.19	7.01	7.06	2794@7.01	2756@7.14	---	---	30,327	136	214,121.09	174,015.78	6	8.12	10101010
70,029,804	1.00	---	---	---	15/05/2025	---	---	QUALCO GROUP (CR)	5.72	-0.52 €	5.75	18/05/2026	5.75	5.68	5.75	5.72	5.712	446@5.68	692@5.72	---	---	40,047	154	228,752.71	400,570.48	5.08	6.73	10101015
35,377,749	0.280	---	---	---	18/07/2005	22/12/2025	---	QUALITY & RELIABILITY SA (CR)	1.15	-1.71 €	1.17	18/05/2026	1.18	1.142	1.18	1.15	1.158	100@1.14	60@1.15	---	---	63,854	156	73,916.80	40,684.41	1	1.43	10101010
78,325,475	0.85	3	---	---	30/06/2025	23/07/2019	---	TITAN (CB)	46.24	-3.02 €	47.68	18/05/2026	47.38	46.04	47.8	46.24	46.801	200@46.22	157@46.26	---	---	80,931	1,234	3,787,632.34	3,621,769.96	42.6	59	50101030
259,189,761	0.12	0.16	---	---	24/06/2025	26/02/2016	---	VIOHALCO SA/NV (CB)	18.1	-1.09 €	18.3	18/05/2026	18.5	17.68	18.96	18.1	18.42	370@18.00	3605@18.10	---	---	199,909	1,286	3,682,306.30	4,691,334.67	11.4	19.2	55102015
148,321,516	0.300	0.03	0.07	---	02/09/2025	22/01/2020	---	AVAX S.A. (CR)	3.42	-3.93 €	3.56	18/05/2026	3.585	3.42	3.595	3.42	3.535	17@3.42	500@3.43	---	---	402,130	811	1,421,649.33	507,259.58	2.79	3.735	50101010
232,000,000	2.12	0.0582	0.1207	0.1207	25/09/2025	19/06/2017	---	ADMIE (IPTO) HOLDING S.A. (CR)	3.22	-0.92 €	3.25	18/05/2026	3.25	3.19	3.28	3.22	3.25	1500@3.22	4@3.23	---	2025	61,556	236	200,051.79	747,040.00	2.76	3.395	65101015
90,167,100	0.500	0.7515	0.8041	0.903	28/04/2026	24/05/2021	---	AEGEAN AIRLINES (CR)	11.02	1.66 #	10.84	18/05/2026	10.99	10.85	11.05	11.02	10.973	43928@11.00	6695@11.02	---	---	110,814	761	1,215,964.13	993,641.44	10.8	15.36	40501010
204,002,463	0.300	---	---	---	12/08/2008	07/01/2025	---	AKTOR S.A. HOLDING CO. (CR)	10.36	-3.54 €	10.74	18/05/2026	10.74	10.34	10.74	10.36	10.429	909@10.34	119@10.38	---	---	246,125	788	2,566,950.42	2,113,465.52	9.25	11.7	50101010
103,423,291	0.570	---	0.4134	---	25/06/2025	28/08/2024	---	GEK TERNA (CR)	39.98	-2.49 €	41	18/05/2026	41	39.54	41.28	39.98	40.209	2132@39.96	200@40.10	---	---	384,519	4,530	15,461,245.62	4,134,863.17	25.28	43.44	50101010
369,270,000	2.48	0.25	0.4	---	21/07/2025	12/12/2001	---	PPC (CR)	19.8	-2.08 €	20.22	18/05/2026	20.12	19.8	20.32	19.8	20.025	3328@19.79	31726@19.80	---	---	1,922,335	3,891	38,493,867.05	7,311,546.00	16.28	20.7	65101015
318,197,805	1.00	0.33	0.7862	0.6621	22/04/2026	07/02/2024	---	ATHENS INTL AIRPORT (CR)	9.87	-1.20 €	9.99	18/05/2026	9.99	9.82	10.05	9.87	9.959	265@9.86	7@9.88	---	2025	164,718	657	1,640,443.31	3,140,612.34	9.6705	11.9882	50206060
914,715,153	1.00	0.3643	0.4442	0.221	10/11/2025	29/08/2018	---	NATIONAL BANK (CR)	13.525	-1.64 €	13.75	18/05/2026	13.75	13.335	13.96	13.525	13.626	8079@13.54	400@13.59	---	---	3,575,339	7,912	48,716,718.69	2,371,522.44	12.06	16.005	30101010
27,728,682	0.260	(0.06)	0.065	---	14/07/2025	24/07/2024	---	EKTER SA (CR)	4.44	-0.45 €	4.46	18/05/2026	4.46	4.315	4.54	4.44	4.419	1557@4.38	26@4.44	---	---	57,355	245	253,446.11	123,115.35	3.28	4.64	50101010
375,241,586	0.390	0.04	0.0901	---	26/06/2025	14/07/2006	---	ELVALHALCOR (CR)	4.81	-8.03 €	5.23	18/05/2026	5.23	4.8	5.3	4.81	5.023	1052@4.81	1220@4.89	---	---	592,200	1,903	2,974,615.54	1,804,912.03	3.21	5.63	55102015
348,192,005	0.040	---	---	0.5029	22/12/2025	24/03/2025	---	ELLAKTOR (CR																				

## Daily Official List

Year: 147 Trading Day No: 90

## Section 2: Analytic Figures of Shares Transactions

Tuesday, 19 May, 2026

Number of Outstanding Securities	Nominal Value	Dividends [1]			Date of Last Coupon		Note	Shares	Closing price	% change	Previous closing price/date	Open price	Price min	Price max	Last price	Avg price	Last Bid [7]	Last Ask [7]	P/E after tax	Year	Volume	Trades	Transactions Value[8]	Company Mkt Value (thou. €)	Year low	Year high	Sector[4]	
2023	2024	2025	Dividend [2]	Right																								
63,700,000	0.780	0.2313	0.3139	0.3952	04/05/2026	13/06/2018	---	GR. SARANTIS S.A. (CR)	14.92	-0.93	€ 15.06	18/05/2026	15.06	14.82	15.08	14.92	14.943	88@14.86	200@14.94	---	---	12,141	251	181,417.60	950,404.00	12.92	15.74	45201020
221,322,426	1.15	(0.1467)	(0.19)	---	23/06/2025	09/07/2025	---	OPTIMA BANK (CR)	10.39	1.96	# 10.19	18/05/2026	10.3	10.08	10.46	10.39	10.19	311@10.24	4370@10.40	---	---	483,968	1,067	4,931,441.24	2,299,540.01	7.59	10.46	30101010
1,235,953,028	0.930	0.0632	---	---	10/07/2024	03/06/2025	---	PIRAEUS BANK (CR)	8.036	-1.62	€ 8.168	18/05/2026	8.16	8.01	8.252	8.036	8.131	7210@8.05	1100@8.06	---	---	4,381,165	6,041	35,622,589.59	9,932,118.53	6.53	8.99	30101010
Main Market - Medium Liquidity Class																												
13,126,020	0.660	0.1376	0.1713	---	16/12/2025	04/09/2020	---	AS COMPANY SA (CR)	4.65	0.22	# 4.64	18/05/2026	4.595	4.595	4.655	4.65	4.61	1100@4.62	380@4.65	---	---	12,670	50	58,409.00	61,035.99	3.62	4.675	40401030
14,000,000	1.95	0.26	0.5	---	24/06/2025	26/03/2024	---	ALPHA REAL ESTATE (CR)	7.36	0.82	# 7.3	18/05/2026	7.36	7.34	7.38	7.38	7.366	85@7.34	50@7.38	---	---	3,295	52	24,271.70	103,040.00	6.94	7.58	35101015
3,150,744	0.360	0.563	0.5842	---	27/05/2025	02/06/2020	---	ALPHA TRUST HOLDINGS (CR)	19.9	---	~ 19.9	18/05/2026	19.95	19.9	19.95	19.95	19.917	100@19.80	1920@19.95	---	---	1,212	10	24,139.40	62,699.81	11.9	20	30202010
243,164,193	0.300	0.07	0.07	---	12/09/2025	05/12/2023	---	ATTICA HOLDINGS (CR)	1.58	-0.63	€ 1.59	18/05/2026	1.6	1.574	1.6	1.58	1.593	637@1.57	29@1.58	---	---	16,857	53	26,844.92	384,199.42	1.5	2.06	40501015
178,157,803	0.040	---	---	---	01/07/2008	21/02/2020	---	AVE (CR)	0.428	-0.93	€ 0.432	18/05/2026	0.436	0.421	0.436	0.428	0.428	200@0.422	600@0.432	---	---	51,829	47	22,157.82	76,251.54	0.421	0.49	40301010
47,149,827	2.10	---	0.135	0.2	06/05/2026	27/12/2024	---	BRIQ PROPERTIES (CR)	3.06	---	~ 3.06	18/05/2026	3.06	3.05	3.06	3.06	3.059	12042@3.05	50@3.06	---	---	7,553	13	23,101.39	144,278.47	2.86	3.16	35102000
101,123,806	0.360	---	---	---	22/07/2010	28/06/2011	---	CENTRIC HOLDINGS (CR)	0.314	1.95	# 0.308	18/05/2026	0.309	0.303	0.314	0.314	0.308	900@0.306	4548@0.314	---	---	36,257	53	11,169.76	31,752.88	0.276	0.42	40203040
784,500	10.00	0.5008	0.4	0.15	02/12/2025	31/07/2018	---	CNL CAPITAL (CR)	6.7	---	~ 6.7	18/05/2026	6.75	6.6	6.75	6.65	6.681	200@6.55	100@6.65	---	2025	320	4	2,138.00	5,256.15	6.3	7.6	30202010
10,567,700	0.300	---	---	---	06/10/2005	13/02/2002	---	CPI SA (CR)	0.536	-2.55	€ 0.55	18/05/2026	0.556	0.472	0.556	0.536	0.504	150@0.528	527@0.536	---	---	3,170	24	1,597.52	5,664.29	0.442	0.646	10102030
18,680,300	0.050	---	---	---	06/07/2022	---	---	DIMAND (CR)	13	---	~ 13	18/05/2026	13.05	12.75	13.05	13	12.931	200@12.90	356@13.00	---	---	11,696	56	151,245.30	242,843.90	10.95	13.5	35101010
15,583,480	0.100	---	0.04	---	07/07/2025	02/02/2026	---	E.I.N.S. (CR)	1.78	-0.22	€ 1.784	18/05/2026	1.782	1.744	1.87	1.78	1.804	10@1.78	530@1.78	---	---	73,648	145	132,886.56	27,738.59	1.38	2.115	50205020
60,348,000	0.420	0.2504	0.3025	---	23/06/2025	04/08/2021	---	EURONEXT ATHENS (CR)	6.95	-2.11	€ 7.1	18/05/2026	7	6.95	7.05	6.95	6.98	500@6.94	163@7.05	---	---	34,855	259	243,292.53	419,418.60	5.72	7.43	30202015
121,168,897	0.040	---	---	---	07/07/2010	16/01/2024	5160	FRIGOGLASS SA (CR)	0.359	-0.28	€ 0.36	18/05/2026	0.36	0.352	0.36	0.359	0.36	276@0.352	160@0.359	---	2024	1,034	3	372.04	43,499.63	0.291	0.5	50204000
56,003,921	1.55	---	---	---	30/08/1993	29/01/2026	---	IDEAL HOLDINGS (CR)	6.71	-1.76	€ 6.83	18/05/2026	6.81	6.63	6.84	6.71	6.744	800@6.66	1405@6.71	---	---	38,192	248	257,568.55	375,786.31	5.3	6.9	10102030
4,740,000	0.860	---	---	---	14/03/2003	---	---	LOGISMOS S.A. (CR)	2.12	---	~ 2.12	18/05/2026	2.12	2.12	2.12	2.12	2.12	100@2.08	393@2.12	---	2025	605	2	1,282.60	10,048.80	1.96	2.58	10101015
17,120,280	0.940	0.12	0.3	---	26/05/2025	26/06/2023	---	LOULIS FOOD (CR)	3.72	-0.27	€ 3.73	18/05/2026	3.77	3.7	3.78	3.72	3.723	100@3.70	390@3.78	---	---	4,651	10	17,315.37	63,687.44	3.42	4.1	45102020
4,419,616	1.58	0.06	0.13	---	07/07/2025	04/03/2015	---	MEDICON S.A. (CR)	2.64	1.15	# 2.61	18/05/2026	2.62	2.62	2.64	2.64	2.636	249@2.51	220@2.64	---	---	620	7	1,634.10	11,667.79	2.32	2.75	20102010
468,700	2.8	2.4	---	---	12/06/2025	21/05/2004	---	MERMEREN KOMB. A.D. PR. (GDR)	31	1.31	# 30.6	18/05/2026	30.8	30.4	31.4	31	30.697	33@30.00	97@31.00	---	2025	136	7	4,174.80	14,529.70	30.2	36.2	55102000
10,500,000	0.950	0.15	0.25	---	04/07/2025	21/07/2023	---	MEVACO SA (CR)	8.5	0.47	# 8.46	18/05/2026	8.42	8.3	8.64	8.5	8.384	300@8.30	247@8.50	---	2025	5,113	51	42,869.14	89,250.00	8.2	9.85	55102015
31,400,000	0.400	---	---	---	26/04/2007	10/05/2023	---	MIG (CR)	3.265	-1.66	€ 3.32	18/05/2026	3.315	3.255	3.33	3.27	3.301	228@3.26	23@3.27	---	---	11,623	140	38,371.31	102,521.00	2.82	3.85	30202000
153,908,095	0.870	0.0229	0.0248	0.0303	15/05/2026	02/08/2024	---	ORILINA PROPERTIES REIC (CR)	0.838	---	~ 0.838	18/05/2026	0.84	0.83	0.842	0.838	0.837	2500@0.834	1848@0.838	---	---	21,403	70	17,921.17	128,974.98	0.77	0.888	35102000
14,101,683	0.100	0.0526	0.1091	---	03/06/2025	02/11/2021	---	PERFORMANCE TECHNOLOGIES (CR)	9.09	-0.55	€ 9.14	18/05/2026	9.18	9.08	9.19	9.1	9.15	200@9.03	740@9.10	---	---	4,350	17	39,800.40	128,184.30	6.62	9.69	10101010
107,222,688	0.440	0.22	0.3	---	23/06/2025	16/03/2022	---	QUEST HOLDINGS (CR)	6.96	1.16	# 6.88	18/05/2026	6.99	6.91	6.99	6.96	6.95	209@6.91	152@6.96	---	---	10,547	83	73,305.70	746,269.91	6.07	7.22	10101010
30,703,824	0.400	0.04	0.0509	---	19/08/2025	06/08/2021	---	REAL CONSULTING (CR)	6.24	0.97	# 6.18	18/05/2026	6.24	6.14	6.38	6.24	6.23	144@6.12	3320@6.24	---	---	13,169	59	82,043.76	191,591.86	4.95	6.7	10101010
6,456,530	1.08	0.16	0.15	---	21/07/2025	02/08/2010	---	SPACE HELLAS SA (CR)	6.5	-2.11	€ 6.64	18/05/2026	6.7	6.46	6.78	6.5	6.606	300@6.46	143@6.50	---	---	3,172	33	20,953.64	41,967.45	5.92	8.48	15101010
121,132,042	1.60	0.08	0.1	0.0651	30/12/2025	10/11/2023	---	TRADE ESTATES REIC (CR)	2.03	0.49	# 2.02	18/05/2026	2.025	2.01	2.045	2.03	2.03	500@2.03	4476@2.04	---	---	58,744	69	119,263.27	245,898.05	1.81	2.07	35102045
17,513,933	0.300	---	---	---	16/11/1992	09/10/2025	---	UNIBIOS (CR)	2.51	-3.46	€ 2.6	18/05/2026	2.66	2.51	2.66	2.51	2.552	640@2.50	100@2.58	---	---	6,828	47	17,423.74	43,959.97	2.13	2.97	50204000
37,975,800	0.600	---	---	---	10/09/2019	01/04/2026	---	YKNOT (CR)	1.4	-1.06	€ 1.415	18/05/2026	1.42	1.365	1.45	1.4	1.421	4023@1.40	1000@1.41	---	---	405,631	426	576,276.53	53,166.12	0.7326	1.7394	40501015
32,413,681	0.370	---	---	---	15/07/2009	11/05/2000	---	ALUMIL (CR)	5.77	0.35	# 5.75	18/05/2026	5.75	5.75	5.85	5.77	5.807	743@5.77	150@5.79	---	---	13,983	49	81,200.99	187,026.94	5	6.88	55102035
3,734,164	3.44	0.4954	0.5896	---	14/10/2025	19/07/2022	---	ANDROMEDA SA (CR)	8.74	-0.68	€ 8.8	18/05/2026	8.74	8.74	8.8	8.74	8.779	50@8.62	350@8.82	---	2025	5,405	26	47,452.20	32,636.59	7.58	9.1	30204000
23,986,500	1.00	---	---	---	26/06/2009	25/08/2025	---	BIOKARPET S.A.(CR)	1.636	-0.24	€ 1.64	18/05/2026	1.664	1.62	1.664	1.636	1.636	50@1.61	492@1.64	---	---	5,066	15	8,287.64	39,241.91	1.45	2.06	50101035
6,325,000	0.600	0.145	0.07	---	28/07/2025	17/02/2014	---	VOYATZOGLOU (CR)	2.08	1.46	# 2.05	18/05/2026	2.06	2.06	2.09	2.08	2.081	388@2.06	90@2.08	---	---	1,380	22	2,871.50	13,156.00	1.96	2.44	50205010
24,060,000	0.300	0.075	0.075	---	17/06/2025	01/07/2019	---	GEN. COMMERCIAL & IND.SA (CR)	2.24	-0.44	€ 2.25	18/05/2026	2.18	2.15														

## Daily Official List

Year: 147 Trading Day No: 90

## Section 2: Analytic Figures of Shares Transactions

Tuesday, 19 May, 2026

Number of Outstanding Securities	Nominal Value	Dividends [1]			Date of Last Coupon		Note	Shares	Closing price	% change	Previous closing price/date	Open price	Price min	Price max	Last price	Avg price	Last Bid [7]	Last Ask [7]	P/E after tax	Year	Volume	Trades	Transactions Value[8]	Company Mkt Value (thou. €)	Year low	Year high	Sector[4]	
		2023	2024	2025	Dividend [2]	Right																						
34,720,000	0.310	---	---	---	16/06/2010	01/08/2007	---	DROMEAS SA (CR)	0.311	2.30 #	0.304	18/05/2026	0.311	0.311	0.311	0.311	0.312	850@0.298	190@0.311	---	---	5	1	1.56	10,797.92	0.295	0.39	40202015
13,673,200	0.420	0.05	0.05	---	19/08/2025	26/07/2001	---	EVROFARMA (CR)	3.76	-1.05 €	3.8	18/05/2026	3.8	3.69	3.83	3.76	3.721	5000@3.50	28@3.75	---	---	3,400	36	12,651.18	51,411.23	3.02	4.07	45102020
18,146,007	1.00	---	---	---	23/08/2023	10/09/2010	---	ELASTRON (CR)	2.37	---	2.37	18/05/2026	2.36	2.36	2.39	2.37	2.373	110@2.33	425@2.37	---	---	1,688	14	4,005.41	43,006.04	2.02	2.65	55102010
23,828,130	0.500	0.108	0.1366	---	14/07/2025	17/02/2009	---	ELINOIL S.A. (CR)	2.16	1.89 #	2.12	18/05/2026	2.13	2.07	2.18	2.16	2.118	577@2.08	99@2.16	---	---	11,443	42	24,240.23	51,468.76	2.07	2.59	60101020
19,864,886	5.60	0.672	0.672	0.672	23/04/2026	02/07/2008	---	BANK OF GREECE (CR)	14.75	-0.34 €	14.8	18/05/2026	14.8	14.6	14.8	14.75	14.708	505@14.65	192@14.75	---	2025	6,064	58	89,188.70	293,007.07	14.55	17.5	30101010
26,730,187	0.520	---	0.07	---	09/07/2025	01/08/2017	---	ELTON SA (CR)	1.83	0.55 #	1.82	18/05/2026	1.83	1.81	1.845	1.83	1.83	490@1.78	633@1.83	---	---	7,787	25	14,249.73	48,916.24	1.62	2.22	50205010
36,300,000	1.12	0.0276	0.055	---	01/07/2025	12/12/2007	---	THESSALONIKA WATER & SEWERAGE	4.245	-0.58 €	4.27	18/05/2026	4.22	4.12	4.28	4.245	4.209	369@4.13	504@4.25	---	---	27,523	116	115,849.56	154,093.50	3.4	4.38	65102030
143,352,325	0.260	---	---	---	29/08/2022	28/04/2025	---	EVROPI HOLDINGS S.A. (CR)	2.105	1.94 #	2.065	18/05/2026	2.06	2.04	2.16	2.105	2.103	325@2.11	2500@2.12	---	---	260,115	280	547,108.41	301,756.64	1.77	2.34	30302025
86,735,980	0.310	0.02	---	---	22/07/2024	07/09/2023	---	ATHENS MEDICAL CENTER SA (CR)	1.775	0.85 #	1.76	18/05/2026	1.8	1.745	1.8	1.775	1.764	390@1.75	174@1.78	---	---	1,926	19	3,396.70	153,956.36	1.565	2.07	20101010
114,320,400	0.100	---	---	---	26/11/2021	05/08/2019	---	IKTINOS HELLAS SA (CR)	0.3545	-1.53 €	0.36	18/05/2026	0.3705	0.3515	0.3705	0.3545	0.358	4000@0.351	1620@0.355	---	---	88,158	142	31,537.23	40,526.58	0.302	0.4535	50101035
14,111,198	0.450	(0.0133)	0.07	---	31/07/2025	09/01/2025	---	ILYDA S.A. (CR)	4.025	-2.31 €	4.12	18/05/2026	4.1	4.01	4.105	4.025	4.051	1320@4.02	50@4.09	---	2025	13,838	74	56,059.83	56,797.57	3.74	5.52	10101015
3,417,600	0.100	0.016	---	---	04/07/2024	02/04/2024	---	INTERWOOD-XYLEMPORIA (PR)	0.428	3.38 #	0.414	18/05/2026	0.45	0.406	0.45	0.428	0.412	200@0.408	9@0.428	---	---	450	12	185.38	14,179.60	0.4	0.76	50101020
45,417,399	0.100	---	---	---	25/07/2008	02/04/2024	---	INTERWOOD-XYLEMPORIA (CR)	0.28	-1.41 €	0.284	18/05/2026	0.285	0.27	0.285	0.28	0.279	1610@0.275	2240@0.280	---	---	43,370	50	12,121.27	14,179.60	0.201	0.295	50101020
18,567,912	0.590	0.16	0.201	---	02/07/2025	26/01/2021	---	INTERLIFE G.C.I.(CR)	6.3	0.96 #	6.24	18/05/2026	6.24	6.24	6.42	6.3	6.328	1900@6.26	1108@6.30	---	2025	2,827	23	17,887.88	116,977.85	5.56	7	30302025
8,424,900	0.500	---	---	---	12/07/2010	04/07/2019	---	INTERTECH SA (CR)	1.57	---	1.57	18/05/2026	1.57	1.57	1.6	1.6	1.571	1500@1.38	5369@1.58	---	2025	1,257	8	1,974.58	13,227.09	0.99	1.615	50205010
2,760,000	11.83	12.4	14	---	30/05/2025	16/07/1990	---	KARELIA (CR)	424	0.24 #	423	18/05/2026	422	421	425	423	423.328	448@422.00	9@423.00	---	---	311	59	131,655.00	1,170,240.00	354	434	45103010
19,804,134	0.150	---	---	---	01/07/2004	06/11/2017	---	KEKROPS SA (CR)	2.05	9.63 #	1.87	18/05/2026	1.88	1.85	2.06	2.05	1.97	97@2.04	9874@2.06	---	2025	48,657	209	95,860.16	40,598.47	1.53	2.35	35101010
11,510,102	0.890	---	---	---	24/06/2005	06/10/1999	---	NAFPAKTOS TEXTILE (CR)	1.265	-0.39 €	1.27	18/05/2026	1.27	1.245	1.27	1.265	1.258	4@1.25	144@1.27	---	---	388	7	488.15	14,560.28	1.175	1.69	55101020
21,224,340	0.420	---	---	---	06/09/2022	25/04/2006	---	KORDELLOS BROS SA (CR)	0.432	-0.23 €	0.433	18/05/2026	0.407	0.407	0.434	0.432	0.418	1199@0.416	900@0.432	---	2025	2,922	18	1,222.00	9,168.91	0.366	0.554	55102010
33,065,136	0.380	0.3506	0.4007	---	21/08/2025	16/09/2013	---	KRI-KRI S.A. (CR)	25	---	25	18/05/2026	25.4	24.9	25.4	25.1	25.066	296@24.85	449@25.10	---	2025	49,660	214	1,244,752.90	826,628.40	19.18	26.15	45102020
6,200,000	0.500	---	---	---	22/06/2010	01/11/1995	---	MINERVA KNITWEAR (CR)	0.555	-3.48 €	0.575	18/05/2026	0.575	0.545	0.575	0.545	0.557	1000@0.545	250@0.575	---	---	1,202	7	669.61	3,441.00	0.473	0.772	40204020
5,939,268	0.620	---	---	---	10/07/2003	03/01/2002	---	LANAKAM SA (CR)	1.67	---	1.67	18/05/2026	---	---	---	---	---	100@1.40	500@1.49	---	---	---	---	---	9,918.58	0.96	1.67	40401020
9,819,370	0.500	---	---	---	14/08/2007	09/01/2004	---	MATHIOS REFRACTORY SA (CR)	0.66	-4.35 €	0.69	18/05/2026	0.685	0.66	0.685	0.66	0.669	117@0.660	100@0.665	---	---	1,165	14	779.54	6,480.78	0.59	0.97	55101000
30,150,000	0.360	0.122	0.1335	---	17/06/2025	25/04/2019	---	MOTODYNAMICS S.A. (CR)	2.49	-0.80 €	2.51	18/05/2026	2.53	2.49	2.56	2.49	2.532	1@2.49	547@2.53	---	---	19,632	64	49,699.67	75,073.50	2.23	2.7	40401030
126,431,958	2.50	0.025	0.043	---	03/06/2025	05/06/2024	---	NOVAL PROPERTY REIC (CR)	2.61	-0.76 €	2.63	18/05/2026	2.64	2.61	2.68	2.61	2.643	837@2.61	350@2.66	---	2025	15,591	31	41,214.61	329,987.41	2.51	2.92	35102045
10,080,000	3.00	1.3	2	2.2	14/05/2026	27/08/2001	---	TPA SA (CR)	37.4	-1.32 €	37.9	18/05/2026	36.6	36.6	38.2	37.4	37.404	110@37.10	216@37.90	---	---	1,078	20	40,321.00	376,992.00	33.2	40.2	50206060
25,000,000	2.00	1.336	1.92	---	04/08/2025	08/08/2003	---	P.P.A. S.A. (CR)	36.65	0.55 #	36.45	18/05/2026	36.9	36.65	37.45	36.65	36.848	842@36.65	200@37.05	---	2025	4,055	135	149,418.90	916,250.00	35.4	41.1	50206060
68,926,799	0.240	---	---	---	07/07/2023	---	---	ONYX TOURISTIKI S.A. (CR)	1.616	-2.06 €	1.65	18/05/2026	1.65	1.59	1.65	1.616	1.615	350@1.59	7660@1.61	---	---	44,024	98	71,111.60	111,385.71	1.33	2.22	40401020
4,971,466	1.46	---	---	---	04/07/2007	08/10/2003	---	PAIRIS SA (CR)	0.786	2.08 #	0.77	18/05/2026	0.8	0.78	0.82	0.78	0.786	449@0.750	86@0.778	---	---	30	4	23.58	3,907.57	0.6	0.984	50203030
27,098,594	0.540	0.0702	0.0605	0.0909	21/04/2026	14/01/2021	---	PAPOUTSANIS (CR)	3.49	-3.06 €	3.6	18/05/2026	3.62	3.49	3.62	3.49	3.572	550@3.45	285@3.54	---	2025	7,824	57	27,944.39	94,574.09	3.32	4.06	45201020
7,070,400	0.930	0.8645	0.3242	---	11/07/2025	06/05/2016	---	PETROPOULOS PETROS (CR)	8.08	-0.49 €	8.12	18/05/2026	8.16	8.06	8.16	8.06	8.13	600@8.02	200@8.08	---	---	3,036	14	24,682.00	57,128.83	7.58	8.98	50206015
43,741,452	0.660	0.2388	0.2391	0.07	19/01/2026	01/11/1999	---	THRACE PLASTICS SA (CR)	4.07	-0.61 €	4.095	18/05/2026	4.08	4.03	4.095	4.07	4.073	600@4.04	498@4.07	---	---	23,723	71	96,615.02	178,027.71	3.55	4.535	50203015
21,912,599	0.300	0.0485	0.0483	---	29/04/2025	23/02/2007	---	REVOIL (CR)	1.565	---	1.565	18/05/2026	1.58	1.55	1.6	1.565	1.571	1351@1.56	991@1.58	---	---	16,145	83	25,361.11	34,293.22	1.535	1.86	60101020
13,582,223	1.35	---	---	---	24/06/2008	02/02/2016	---	SIDMA STEEL (CR)	1.645	-0.90 €	1.66	18/05/2026	1.69	1.645	1.69	1.645	1.68	55@1.64	50@1.66	---	---	243	4	408.16	22,342.76	1.455	2.12	55102010
40,693,350	5.00	---	---	---	03/07/2006	26/05/2015	---	TECHNICAL OLYMPIC SA (CR)	2.32	0.87 #	2.3	18/05/2026	2.29	2.29	2.34	2.32	2.317	533@2.30	51@2.32	---	---	2,216	31	5,134.73	94,408.57	2.12	2.61	50206030
3,048,000	0.300	---	---	---	06/07/2007	01/06/2021	---	TZIRAKIAN PROFIL (CR)	1.945	0.26 #	1.94	18/05/2026	1.96	1.9	1.97	1.945	1.925	300@1.90	90@1.95	---	2025	1,110						

Number of Outstanding Securities	Nominal Value	Dividends [1]			Date of Last Coupon		Note	Shares	Closing price	% change	Previous closing price/date	Open price	Price min	Price max	Last price	Avg price	Last Bid [7]	Last Ask [7]	P/E after tax	Year	Volume	Trades	Transactions Value[8]	Company Mkt Value (thou. €)	Year low	Year high	Sector[4]			
		2023	2024	2025	Dividend [2]	Right																								
11,943,624	0.540	0.15	0.165	---	01/07/2025	30/08/2019	---	FLEXOPACK SA (CR)	8.25	---	8.25	18/05/2026	---	---	---	---	500@7.75	2@8.20	---	---	---	---	98,534.90	7.4	8.6	50203030				
394,737,498	0.500	0.02	0.03	0.04	26/03/2026	28/12/2023	---	TRASTOR REAL EST. INV. CO.(CR)	1	-9.91	€	1.11	18/05/2026	1.035	1	1.045	1	1.011	---	7172@1.00	---	2025	1,483,300	1,475	1,499,656.16	394,737.50	1	1.42	35102000	
15,300,000	0.300	---	0.01	---	09/10/2025	13/12/1999	---	ATTICA PUBLICATIONS SA (CR)	1.26	---	1.26	18/05/2026	1.265	1.23	1.265	1.23	1.264	93@1.23	100@1.27	---	---	---	212	5	267.98	19,278.00	1.17	1.44	40301030	
18,810,000	0.400	0.0381	0.0591	---	20/10/2025	14/11/2007	---	VARVERIS - MODA BAGNO SA (CR)	6.96	---	6.96	18/05/2026	6.88	6.8	6.96	6.96	6.856	195@6.78	149@6.96	---	---	---	1,550	35	10,627.20	130,917.60	5.16	7.06	40401025	
3,307,500	0.210	0.4	0.4	---	23/10/2025	30/11/2022	---	ELVE SA (CR)	5.8	-4.92	€	6.1	18/05/2026	5.9	5.8	5.9	5.8	5.806	950@5.70	458@6.15	---	2025	1,050	7	6,096.25	19,183.50	5	6.15	40204020	
21,364,000	1.12	---	---	---	21/08/2023	08/03/2023	---	LAMPASA HOTEL SA (CR)	46.6	---	46.6	18/05/2026	---	---	---	---	50@46.60	50@47.40	---	---	---	---	---	---	995,562.40	42.2	48.4	40501025		
38,566,614	0.500	---	---	---	21/07/2008	07/07/2025	---	MOUZAKIS (CR)	0.484	-2.81	€	0.498	18/05/2026	0.492	0.484	0.492	0.484	0.486	4400@0.490	---	---	---	5,000	5	2,430.42	18,666.24	0.484	0.69	55101020	
42,500,000	1.00	0.0383	0.0538	0.3714	06/05/2026	13/09/2023	---	MPLE KEDROS (CR)	4.4	---	4.4	18/05/2026	4.4	4.39	4.42	4.39	4.4	299@4.39	195@4.42	---	---	---	1,006	10	4,426.49	187,000.00	4.23	4.51	35102000	
6,340,000	0.600	0.2	0.23	0.23	09/12/2025	11/01/2024	---	NAKAS MUSIC	3.4	2.41	#	3.32	18/05/2026	3.38	3.36	3.44	3.4	3.406	952@3.38	45@3.40	---	---	---	520	15	1,771.00	21,556.00	3.24	3.92	40401030
27,379,200	0.980	0.5001	0.52	---	25/08/2025	29/08/2022	---	CRETE PLASTICS SA (CR)	14.9	0.68	#	14.8	18/05/2026	14.9	14.9	14.9	14.9	14.9	150@14.90	20@15.40	---	---	---	150	1	2,235.00	407,950.08	13.2	15.9	50203015
255,494,534	2.71	0.247	0.705	0.216	15/12/2025	30/09/2021	---	PRODEA (CR)	5.6	-0.88	€	5.65	18/05/2026	5.65	5.5	5.65	5.6	5.57	707@5.55	237@5.60	---	---	---	8,970	39	49,960.25	1,430,769.39	5.2	6.5	35102000
4,181,450	0.500	---	---	---	21/08/2000	05/03/2002	---	FLOUR MILLS SARANTOPOULOS SA	1.64	---	1.64	18/05/2026	---	---	---	---	---	---	465@1.64	---	---	---	---	---	6,857.58	1.12	1.74	45102020		

## Exchange Traded Funds (ETFs)

1,380,078	---	---	---	---	15/06/2016	---	---	ALPHA ETF FTSE Athex Large Cap	57.06	-1.14	€	57.72	18/05/2026	57.83	56.79	58.06	57.06	57.46	5@57.00	500@57.06	---	---	---	2,620	98	150,546.31	---	51.03	66.71	12003
-----------	-----	-----	-----	-----	------------	-----	-----	--------------------------------	-------	-------	---	-------	------------	-------	-------	-------	-------	-------	---------	-----------	-----	-----	-----	-------	----	------------	-----	-------	-------	-------

## Surveillance

8,321,682	0.670	---	---	---	17/08/2007	23/11/1999	---	N. LEVENTERIS (CR)	0.278	---	0.278	18/05/2026	---	---	---	---	---	---	11617@0.278	---	2025	---	---	---	2,708.80	0.252	0.32	55102010		
2,160,524	0.670	---	---	---	03/12/2018	23/11/1999	---	N. LEVENTERIS (PR)	0.183	---	0.183	18/05/2026	---	---	---	---	---	---	1374@0.185	---	2025	---	---	---	---	2,708.80	0.165	0.2	55102010	
24,319,250	0.300	---	---	---	09/07/2002	04/07/2007	5165	PROODEFTIKH SA (CR)	0.268	-9.46	€	0.296	30/04/2026	0.268	0.268	0.268	0.268	0.268	---	42204@0.268	---	---	---	53,358	25	14,299.94	6,517.56	0.268	0.5	50101010

## Suspension Status

13,191,620	0.620	---	---	---	04/08/2010	09/09/2002	5232	YALCO - CONSTANTINOU (CR)	0.16	---	0.16	30/05/2025	---	---	---	---	---	---	26032@0.162	---	---	---	---	---	---	2,110.66	0.16	0.16	40202020	
17,579,754	4.16	---	---	---	18/08/2006	02/08/2010	---	BIOTER SA (CR)	0.206	---	0.206	30/05/2025	---	---	---	---	---	---	---	---	---	---	---	---	---	3,621.43	0.206	0.206	50101010	
3,961,300	1.28	---	---	---	29/06/2004	03/08/2000	5248	DUROS SA (CR)	0.25	---	0.25	24/04/2023	---	---	---	---	---	---	---	---	---	---	---	---	---	990.33	0.25	0.25	40204020	
15,842,391	1.51	---	---	---	15/07/2009	12/05/2000	5141	BITROS HOLDING SA (CR)	0.51	---	0.51	30/05/2025	---	---	---	---	---	---	---	---	---	---	---	---	---	---	8,079.62	0.51	0.51	55102010
28,438,268	0.070	---	---	---	21/08/2006	24/11/1999	5253	SPIROY AGRICULTURE SA (CR)	0.138	---	0.138	30/05/2025	---	---	---	---	---	---	---	---	---	---	---	---	---	---	3,924.48	0.138	0.138	45102010

## Shares' Notes

Code	Note text
( )	- Adjusted dividends.
*	- Last adjusted closing price.
[1]	- Net dividends.
[2]	- The "Date of Last Coupon" for New listings refers to the date company's stocks started to trade in Athex
[3]	- The Company Market Value is referred to the number of outstanding shares
[4]	- Sectors codification can be found in Appendix A
[5]	- The Market Value refers to the total number of shares listed (including their several classes) in the exchange by the company.
[6]	- P/E greater than 100
[7]	- Last view of the Order Book before the end of the trading session
[8]	- All Blocks Methods' Transactions Value are included.
5141	- Transfer to the Surveillance Category as of 10/05/2017.
5160	- Transfer to the Surveillance Category as of 15/04/2016.
5165	- Transfer to the Surveillance Category as of 15/02/2018.
5193	- Transfer to the Surveillance Category as of 25/10/2018.
5232	- Transfer to the Under Surveillance Category from 08/04/2011.
5248	- Transfer to the Surveillance Category as of 06/09/20116.
5253	- Transfer to the Surveillance Category as of 14/5/2021.

Securities Blocks Details

Securities	Block Volume	Price	Block Trade Value	Time of approval	Note
PPC (CR)	100,000	20.16	2,016,000.00	10:30:40	20
PIRAEUS BANK (CR)	70,000	8.18	572,600.00	10:45:20	20
JUMBO SA (CR)	2,025	21.75	44,049.42	10:57:22	14
FOURLIS (CR)	20,000	4.61	92,200.00	11:10:47	20
KRI-KRI S.A. (CR)	11,790	25.15	296,518.50	11:19:02	20
ATHENS INTL AIRPORT (CR)	100,000	10.01	1,001,000.00	11:20:05	20
NATIONAL BANK (CR)	200,000	13.81	2,761,000.00	11:56:59	20
JUMBO SA (CR)	112,500	21.60	2,430,000.00	12:12:46	20
JUMBO SA (CR)	112,500	21.62	2,432,250.00	12:13:10	20
OPTIMA BANK (CR)	100,000	10.15	1,015,000.00	12:36:52	20
NATIONAL BANK (CR)	35,600	13.81	491,458.00	12:43:46	20
JUMBO SA (CR)	24,248	22.06	534,910.88	13:03:23	20
PIRAEUS BANK (CR)	100,000	8.22	822,200.00	13:42:39	20
FOURLIS (CR)	100,000	4.63	463,000.00	13:43:52	20
PPC (CR)	35,029	20.03	701,630.87	13:57:02	20
PIRAEUS BANK (CR)	250,000	8.23	2,057,500.00	15:08:08	20
PIRAEUS BANK (CR)	83,315	8.22	684,682.67	15:20:39	20
OPTIMA BANK (CR)	150,000	10.15	1,522,500.00	15:25:56	20
PIRAEUS BANK (CR)	250,000	8.20	2,050,000.00	15:37:56	20
ALPHA BANK (CR)	200,000	3.55	710,000.00	15:55:09	20
AKTOR S.A. HOLDING CO. (CR)	40,000	10.42	416,800.00	16:04:53	20

Blocks Notes

- 9 - Method 6-1 / Special Fees
- 10 - Method 6-1 / Special Fees, SDS
- 14 - Method 6-3 / Settlement, Incomplete Buy and Sell
- 18 - Method 6-2 / SPOT 1
- 19 - Method 6-2 / SPOT 2
- 20 - Method 6-1 and Method 6-1 Same Day Settlement
- 21 - Other Pre-agreed

## Shares Rights Details

Occured date	Exercise from	Exercise until	Trading until	Rights	Price min	Price max	Closing price	Last Bid	Last Ask	Volume	Trades	Transactions Value
--------------	---------------	----------------	---------------	--------	-----------	-----------	---------------	----------	----------	--------	--------	--------------------

No Rights Transactions.

---

**Forced Sales Details**

---

Securities	Category of Security	Transactions Volume	Number of Trades	Transactions Value	Note
------------	----------------------	------------------------	---------------------	-----------------------	------

---

No Forced Transactions.

---

---

**Forced Sales Notes**

---

- 1 - Compulsory Public Forced Sales
- 2 - Forced Sales of Fixed Registered Shares
- 3 - Forced Sales of Remaining Fractional Shares

## Exchange Traded Funds (ETFs) Characteristics

	Transactions Date (T)	Creation / Redemption	Units (T-1)	New Units (T-1)	Redemption Units (T-1)	Units (T) [1]	Fund Assets [2]	Net Unit Price	Dividend per Unit	Dividend Date
ALPHA ETF FTSE Athex Large Cap	19/05/2026	5,000	1,380,078	---	---	1,380,078	79,176,490.00	57.3710	1.15	01/07/2025

## ETFs Notes

[1] - Units (T) = Units (T-1) + New Units (T-1) - Redemption Units (T-1)

[2] - The Creation / Redemption Units of T-1 are included.

## Non Convertible Corporate Bonds - Regulated Market

Num Listed Bonds	Nominal price	Issue price	Today's Rate	Exp. Date	Duration (years)	Note	Coupon		Trading Unit	Corporate Bonds	Accrued Int.	Yield.T.Mat	Price min	Price max	Closing price	Previous closing price/date	Volume	Transactions Value	Last order		Date	ear min	Year max	
							Common	Preferred											Price	Buy / Sell				
250,000	1,000.00	1,000.00	3.75	25/02/2033	7	---	1	---	1	CAPITAL CLEAN ENERGY CARRIERS CORP. (Non Convert)	8.8542	4.2010	97.0000	97.7000	97.4000	97.8250	18/05/2026	265,000	260,379.56	97.0000	B	19/05/2026	95.0002	99.9895
320,000	1,000.00	1,000.00	3.40	21/07/2027	7	---	12	---	1	LAMDA DEVELOPMENT S.A. (Non Convertible)	11.3333	3.6390	98.7900	99.6000	98.8945	99.6050	18/05/2026	41,000	41,011.42	98.8100	B	19/05/2026	97.5000	100.0000
200,000	1,000.00	1,000.00	1.90	23/03/2028	7	---	11	---	1	MOTOR OIL CORINTH REFINERIES SA (Non Convertible)	3.1139	3.7680	95.8000	96.5000	96.0778	96.6100	18/05/2026	76,000	73,320.16	95.8000	B	19/05/2026	95.0000	98.0000
150,000	1,000.00	1,000.00	2.60	22/10/2026	7	---	14	---	1	TERNA ENERGY FINANCE S.A. (Non Convertible)	2.0944	3.9960	99.1100	99.1100	99.1100	99.3010	18/05/2026	3,000	2,979.58	99.6000	B	19/05/2026	98.4189	99.7900
100,000	1,000.00	1,000.00	2.80	25/01/2027	5	---	9	---	1	PREMIA S.A. (Non Convertible)	8.9444	3.8060	99.0000	99.0000	99.0000	99.0000	18/05/2026	45,000	44,952.50	99.0000	B	19/05/2026	97.7000	99.5000
500,000	1,000.00	1,000.00	4.00	10/07/2030	7	---	6	---	1	METLEN ENERGY & METALS S.A. (Non Convertible)	14.3333	3.6340	99.6500	99.9500	99.7965	99.6500	18/05/2026	198,000	200,435.08	99.5500	B	19/05/2026	98.3000	101.4000
99,697	1,000.00	1,000.00	5.50	15/12/2028	5	---	5	---	1	IDEAL HOLDINGS S.A. (Non Convertible)	23.9861	3.8070	102.8000	102.8000	102.8000	103.0000	18/05/2026	3,000	3,155.96	102.5000	B	19/05/2026	101.4645	104.1000
500,000	1,000.00	1,000.00	3.80	18/11/2032	7	---	2	---	1	LAMDA DEVELOPMENT S.A. (Non convertible)	0.3167	4.0970	96.6500	98.5000	98.0503	98.2440	18/05/2026	380,000	372,711.55	97.5100	B	19/05/2026	96.6500	99.9999
140,000	1,000.00	1,000.00	4.70	15/12/2030	5	---	1	---	1	AKTOR S.A. (Non convertible)	20.4972	4.1760	101.6000	102.1000	101.7106	102.0000	18/05/2026	66,000	68,481.82	101.6000	B	19/05/2026	100.6000	103.4900
500,000	1,000.00	1,000.00	2.75	03/07/2027	7	---	12	---	1	GEK TERNA S.A. (Non Convertible)	10.3889	3.5400	98.3100	98.9800	98.4995	98.3000	18/05/2026	217,000	215,998.29	98.3500	B	19/05/2026	97.7500	99.5000
150,000	1,000.00	1,000.00	4.10	08/04/2033	7	---	1	---	1	PREMIA REIC (Non Convertible)	4.8972	4.3250	98.2201	99.6000	98.6862	98.5720	18/05/2026	26,000	25,785.74	98.3004	B	19/05/2026	98.5724	100.3700
250,000	1,000.00	1,000.00	3.70	04/07/2032	7	---	2	---	1	AEGEAN AIRLINES S.A. (Non Convertible)	13.9778	3.6420	97.9000	99.6900	99.6900	99.7800	18/05/2026	31,000	30,818.22	97.9000	B	19/05/2026	98.0875	102.0999
300,000	1,000.00	1,000.00	2.30	20/07/2028	7	---	10	---	1	PRODEA REIC S.A.(Non Convertible)	7.7306	2.8620	98.1001	98.3500	98.1669	98.3000	18/05/2026	62,000	61,353.18	98.1004	B	19/05/2026	95.0000	99.9510
250,000	1,000.00	1,000.00	2.45	16/11/2028	7	---	10	---	1	ELVALHALCOR S.A. (Non Convertible)	0.2042	3.9050	95.5500	96.8260	95.6384	96.8270	18/05/2026	216,000	207,596.31	95.5500	B	19/05/2026	94.9873	99.0000
120,000	1,000.00	1,000.00	2.65	06/12/2028	7	---	9	---	1	NOVAL PROPERTY REIC (Non Convertible)	12.0722	3.8440	96.0200	96.2000	96.1051	96.0500	18/05/2026	39,000	37,951.82	96.1000	B	19/05/2026	95.0000	99.9900
300,000	1,000.00	1,000.00	2.30	14/12/2028	7	---	9	---	1	GEK TERNA S.A. (Non Convertible)	10.0306	3.6760	95.8100	96.1000	95.8160	96.0500	18/05/2026	206,000	199,789.09	95.8100	B	19/05/2026	95.0000	97.2100
100,000	1,000.00	1,000.00	2.95	11/02/2027	5	---	9	---	1	SAFE BULKERS PARTICIPATIONS PLC (Non Convertible)	8.1125	3.3890	99.3000	99.5000	99.3667	99.6600	18/05/2026	9,000	9,016.01	99.3000	B	19/05/2026	97.8500	99.9201
100,000	1,000.00	1,000.00	4.40	26/07/2029	7	---	8	---	1	CPLP SHIPPING HOLDINGS PLC (Non Convertible)	14.0556	3.7600	99.8000	100.0000	100.0000	100.8000	18/05/2026	42,000	42,550.33	99.8200	B	19/05/2026	100.0000	102.8500
200,000	1,000.00	1,000.00	4.25	23/01/2029	5	---	5	---	1	AUTOHELLAS S.A. (Non Convertible)	13.9306	3.7740	100.0000	100.4400	100.2442	100.0000	18/05/2026	18,000	18,294.71	99.5400	B	19/05/2026	99.5000	102.0000

## Corporate Bonds Notes

Transactions Volume = (Pieces) \* (Nominal Price). Transactions Value = (Pieces) \* (Nominal Price) \* (price %) + (Accrued interest).

The price of a Bond is stated as a percentage (%) of Bond's Nominal Price.

Nominal Price in Euros (€), except if it is noted differently.

## Non Convertible Corporate Bonds - Regulated Market

Num Listed Bonds	Nominal price	Issue price	Today's Rate	Exp. Date	Duration (years)	Note	Coupon		Trading Unit	Corporate Bonds	Accrued Int.	Yield.T.Mat	Price min	Price max	Closing price	Previous closing price/date	Volume	Transactions Value	Last order			ear min	Year max	
							Common	Preferred											Price	Buy / Sell	Date			
130,000	1,000.00	1,000.00	6.00	27/02/2029	5	---	5	---	1	INTRALOT S.A. (Non Convertible)	13.8333	4.2360	102.9999	102.9999	102.9999	103.0000	15/05/2026	5,000	5,219.16	102.0000	B	19/05/2026	101.0000	104.5000
500,000	1,000.00	1,000.00	3.20	29/09/2032	7	---	2	---	1	GEK TERNA S.A. (Non Convertible)	4.6222	3.8880	96.0000	96.2000	96.0367	96.1200	18/05/2026	12,000	11,583.67	95.5000	B	19/05/2026	94.0000	99.3790

## Corporate Bonds Notes

Transactions Volume = (Pieces) \* (Nominal Price). Transactions Value = (Pieces) \* (Nominal Price) \* (price %) + (Accrued interest).

The price of a Bond is stated as a percentage (%) of Bond's Nominal Price.

Nominal Price in Euros (€), except if it is noted differently.

## Government Bonds

Number Listed Bonds	Nominal price	Today's Rate	Accrued Interest Calc	Exp. Date [1]	Duration (years)	Note	Coupons Date	Curr. coupon value	Trading Unit	Government Bonds	Price min	Price max	Closing price	Previous closing price/date	Volume	Transactions Value	Price	Last order Buy / Sell	Date
4,000,000	1,000.00	4.13	Actual/Actual	15/06/2054	30	---	15/06	4.13	1	GGB-FXD-150654-30Y-4.125-1.000	---	---	---	---	---	---	---	---	---
4,700,000	1,000.00	1.88	Actual/Actual	04/02/2035	15	---	04/02	1.88	1	GGB-FXD-040235-15Y-1.875-1.000	---	---	---	---	---	---	---	---	---
6,000,000	1,000.00	0.75	Actual/Actual	18/06/2031	10	---	18/06	0.75	1	GGB-FXD-180631-10Y-0.750-1.000	---	---	---	---	---	---	---	---	---
3,600,000	1,000.00	3.88	Actual/Actual	15/06/2028	5	---	15/06	3.88	1	GGB-FXD-150628-05Y-3.875-1.000	---	---	---	---	---	---	---	---	---
5,962,747,327	1.00	3.75	Actual/Actual	30/01/2028	10	---	/02 - 02/02 - 31/	3.75	1	GGB-FXD-300128-10Y-3.750-1.000	---	---	---	85.4610 13/07/2018	---	---	1.0000	B	28/11/2018
7,067,309,386	1.00	3.90	Actual/Actual	30/01/2033	15	---	/02 - 02/02 - 31/	3.90	1	GGB-FXD-300133-15Y-3.900-1.000	---	---	---	78.6730 13/07/2018	---	---	1.0000	B	28/11/2018
5,622,848,349	1.00	4.00	Actual/Actual	30/01/2037	19	---	/02 - 02/02 - 31/	4.00	1	GGB-FXD-300137-19Y-4.000-1.000	---	---	---	77.0370 13/07/2018	---	---	1.0000	B	28/11/2018
5,476,770,669	1.00	4.20	Actual/Actual	30/01/2042	24	---	/02 - 02/02 - 31/	4.20	1	GGB-FXD-300142-24Y-4.200-1.000	---	---	---	77.7640 13/07/2018	---	---	1.0000	B	28/11/2018
4,950,000	1,000.00	3.38	Actual/Actual	15/06/2034	10	---	15/06	3.38	1	GGB-FXD-150634-10Y-3.375-1.000	---	---	---	---	---	---	---	---	---
41,118,344	1.00	4.30	Actual/Actual	24/02/2027	15	---	24/02	4.30	1	GGB-FXD-240227-15Y-2.000-1.000	---	---	---	10.0000 22/06/2015	---	---	---	---	---
45,137,734	1.00	4.30	Actual/Actual	24/02/2028	16	---	24/02	4.30	1	GGB-FXD-240228-16Y-2.000-1.000	---	---	---	10.0000 22/06/2015	---	---	---	---	---
61,768,888	1.00	4.30	Actual/Actual	24/02/2029	17	---	24/02	4.30	1	GGB-FXD-240229-17Y-2.000-1.000	---	---	---	10.0000 22/06/2015	---	---	---	---	---
54,567,744	1.00	4.30	Actual/Actual	24/02/2030	18	---	24/02	4.30	1	GGB-FXD-240230-18Y-2.000-1.000	---	---	---	10.0000 22/06/2015	---	---	---	---	---
37,541,515	1.00	4.30	Actual/Actual	24/02/2031	19	---	24/02	4.30	1	GGB-FXD-240231-19Y-2.000-1.000	---	---	---	10.0000 22/06/2015	---	---	---	---	---
37,558,317	1.00	4.30	Actual/Actual	24/02/2032	20	---	24/02	4.30	1	GGB-FXD-240232-20Y-2.000-1.000	---	---	---	10.0000 22/06/2015	---	---	---	---	---
37,473,732	1.00	4.30	Actual/Actual	24/02/2033	21	---	24/02	4.30	1	GGB-FXD-240233-21Y-2.000-1.000	---	---	---	10.0000 22/06/2015	---	---	---	---	---
33,888,293	1.00	4.30	Actual/Actual	24/02/2034	22	---	24/02	4.30	1	GGB-FXD-240234-22Y-2.000-1.000	---	---	---	10.0000 22/06/2015	---	---	---	---	---
35,177,800	1.00	4.30	Actual/Actual	24/02/2035	23	---	24/02	4.30	1	GGB-FXD-240235-23Y-2.000-1.000	---	---	---	10.0000 22/06/2015	---	---	---	---	---
35,547,268	1.00	4.30	Actual/Actual	24/02/2036	24	---	24/02	4.30	1	GGB-FXD-240236-24Y-2.000-1.000	---	---	---	10.0000 22/06/2015	---	---	---	---	---
40,246,306	1.00	4.30	Actual/Actual	24/02/2037	25	---	24/02	4.30	1	GGB-FXD-240237-25Y-2.000-1.000	---	---	---	10.0000 22/06/2015	---	---	---	---	---
37,643,952	1.00	4.30	Actual/Actual	24/02/2038	26	---	24/02	4.30	1	GGB-FXD-240238-26Y-2.000-1.000	---	---	---	10.0000 22/06/2015	---	---	---	---	---
36,977,100	1.00	4.30	Actual/Actual	24/02/2039	27	---	24/02	4.30	1	GGB-FXD-240239-27Y-2.000-1.000	---	---	---	10.0000 22/06/2015	---	---	---	---	---
41,615,000	1.00	4.30	Actual/Actual	24/02/2040	28	---	24/02	4.30	1	GGB-FXD-240240-28Y-2.000-1.000	---	---	---	10.0000 22/06/2015	---	---	---	---	---
42,227,208	1.00	4.30	Actual/Actual	24/02/2041	29	---	24/02	4.30	1	GGB-FXD-240241-29Y-2.000-1.000	---	---	---	10.0000 22/06/2015	---	---	---	---	---
68,288,487	1.00	4.30	Actual/Actual	24/02/2042	30	---	24/02	4.30	1	GGB-FXD-240242-30Y-2.000-1.000	---	---	---	10.0000 22/06/2015	---	---	---	---	---
4,700,000	1,000.00	3.88	Actual/Actual	12/03/2029	10	---	12/03	3.88	1	GGB-FXD-120329-10Y-3.875-1.000	---	---	---	---	---	100.0000	B	15/10/2019	
5,500,000	1,000.00	1.50	Actual/Actual	18/06/2030	10	---	18/06	1.50	1	GGB-FXD-180630-10Y-1.500-1.000	---	---	---	---	---	---	---	---	---
5,500,000	1,000.00	4.38	Actual/Actual	18/07/2038	15	---	18/07	4.38	1	GGB-FXD-180738-15Y-4.375-1.000	---	---	---	---	---	---	---	---	---
40,000	1,000.00	2.72	FLR Actual/360	18/09/2026	1	---	18/09 - 18/03	---	1	GGB-FLT-180926-01Y-2.717-1.000	---	---	---	---	---	---	---	---	---
4,550,000	1,000.00	3.38	Actual/Actual	16/06/2036	10	---	16/06	3.38	1	GGB-FXD-160636-10Y-3.375-1000.00	---	---	---	---	---	---	---	---	---
5,364,250	1,000.00	3.25	Actual/Actual	20/03/2050	30	---	20/03	3.25	1	GGB-FXD-200350-30Y-3.250-1.000	---	---	---	---	---	---	---	---	---
4,500,000	1,000.00	3.63	Actual/Actual	15/06/2035	10	---	15/06	3.63	1	GGB-FXD-150635-10Y-3.625-1000.00	---	---	---	---	---	---	---	---	---
3,924,361	1,000.00	2.00	Actual/Actual	22/04/2027	7	---	22/04	2.00	1	GGB-FXD-220427-07Y-2.000-1.000	---	---	---	---	---	99.9000	B	22/04/2020	
2,298,012	1,000.00	1.88	Actual/Actual	23/07/2026	7	---	23/07	1.88	1	GGB-FXD-230726-07Y-1.875-1.000	---	---	---	---	---	---	---	---	---
4,900,000	1,000.00	4.25	Actual/Actual	15/06/2033	10	---	15/06	4.25	1	GGB-FXD-150633-10Y-4.250-1.000	---	---	---	---	---	---	---	---	---

## Government Bonds Notes

Transactions Volume = (Pieces) \* (Nominal Price). Transactions Value = (Pieces) \* (Nominal Price) \* (price %) + (Accrued interest).

The Value of current coupon for the issues with NV 0.01 euro refers to NV 100 euros

FLR: Floating Interest Rate.

[1] - The Expiration Date of the interest bearing period and the Date for coupon payment.

## Government Bonds

Number Listed Bonds	Nominal price	Today's Rate	Accrued Interest Calc	Exp. Date [1]	Duration (years)	Note	Coupons Date	Curr. coupon value	Trading Unit	Government Bonds	Price min	Price max	Closing price	Previous closing price/date	Volume	Transactions Value	Price	Last order Buy / Sell	Date
3,500,000	1,000.00	1.88	Actual/Actual	24/01/2052	30	---	24/01	1.88	1	GGB-FXD-240152-30Y-1.875-1.000	---	---	---	---	---	---	---	---	---
3,700,000	1,000.00	1.75	Actual/Actual	18/06/2032	10	---	18/06	1.75	1	GGB-FXD-180632-10Y-1.750-1.000	---	---	---	---	---	---	---	---	---
2,200,000	1,000.00	1.13	FLR Actual/360	15/12/2027	5	---	- 15/03 - 15/09 -	---	1	GGB-FLT-151227-05Y-1.130-1.000	---	---	---	---	---	---	102.1600	B	30/12/2022

## Government Bonds Notes

Transactions Volume = (Pieces) \* (Nominal Price). Transactions Value = (Pieces) \* (Nominal Price) \* (price %) + (Accrued interest).

The Value of current coupon for the issues with NV 0.01 euro refers to NV 100 euros

FLR: Floating Interest Rate.

[1] - The Expiration Date of the interest bearing period and the Date for coupon payment.

## Treasury Bills &amp; Zero Coupon Government Bonds

Issue Date	13-Week Maturity									26-Week Maturity									52-Week Maturity								
	Exp. Date	Initial Rate	Num Listed Bonds	Nominal price	Issue price	Last Trade Price	Last Trade Date	Volume Traded	Note	Exp. Date	Initial Rate	Num Listed Bonds	Nominal price	Issue price	Last Trade Price	Last Trade Date	Volume Traded	Note	Exp. Date	Initial Rate	Num Listed Bonds	Nominal price	Issue price	Last Trade Price	Last Trade Date	Volume Traded	Note
06/06/2025	---	---	---	---	---	---	---	---	---	---	---	---	---	---	---	---	---	---	06/06/2026	1.84	600,000	1,000.00	981.74	---	---	---	---
05/09/2025	---	---	---	---	---	---	---	---	---	---	---	---	---	---	---	---	---	---	04/09/2026	1.97	600,000	1,000.00	0.00	---	---	---	---
05/12/2025	---	---	---	---	---	---	---	---	---	---	---	---	---	---	---	---	---	---	04/12/2026	2.03	600,000	1,000.00	997.90	---	---	---	---
06/03/2026	---	---	---	---	---	---	---	---	---	---	---	---	---	---	---	---	---	---	05/03/2027	1.97	500,000	1,000.00	980.45	---	---	---	---

Bonds in Circulation	Currency / Min nominal traded Value	Coupons Payment Date	Current Coupon Value	Note	Coupon	Trading Unit	Issue Date	Duration (years)	Today's Interest	A.I.C in days	Bonds	Last price of previous days		Last Outcry in Cash (euro)			Trades in Pieces	Life min	Life Max
												Price	Buy / Sell	Price	Buy / Sell	Date			
<b>Corporate Bonds in Foreign Currency and Euro</b>																			
103,746	GBP / 10	01/12	0.25	---	67	1	01/12/1930	98	2.5	360	National Mortgage Bank	2.27	05/02/1996	2.27	S	05/02/1996	---	2.27	2.27
0	GBP / 10	01/12	0.25	---	69	1	01/12/1928	100	2.5	360	National Mortgage Bank	---	---	---	---	---	---	---	---

## Government Bonds Notes

A.I.C: Accrued Interest Calculation base.

FLR: Floating Interest Rate.

The minimum tradeable Nominal Value for all Demeterialised Government Titles is 100 Euros.

(μτφρ-0)

Underlying Asset				Derivatives Market													
Price max	Price min	Closing price	change	Delivery Month	Open price	Price max	Price min	Last price	Closing price	Last Bid	Last Ask	Fixing price*	Life high	Life low	Trades	Volume	Open Interest
<b>FTSE/Athex Large Cap</b>				(Trade Unit: 1 Index Point x 2E, Cash Settlement)													
5,712.12	5,580.66	5,605.76	-1.15%	June 2026	5,670.00	5,680.25	5,549.75	5,577.00	5,577.00	---	---	---	5,868.00	---	123	440	6,166
				July 2026	5,634.75	5,634.75	5,520.50	5,528.50	5,528.50	---	---	---	5,758.25	---	6	34	39
				August 2026	---	---	---	---	5,701.00	---	---	---	---	---	---	---	---
				September 2026	---	---	---	---	5,709.75	---	---	---	---	---	---	---	---
				December 2026	---	---	---	---	5,738.50	---	---	---	---	---	---	---	---
				March 2027	---	---	---	---	5,767.00	---	---	---	---	---	---	---	---
<b>FTSE/Athex Banks</b>				(Trade Unit: 1 Index Point x 15E, Cash Settlement)													
2,547.59	2,465.88	2,479.68	-1.53%	June 2026	2,518.00	2,521.25	2,453.00	2,453.00	2,453.00	---	---	---	2,708.00	---	6	50	3,349
				September 2026	---	---	---	---	2,535.50	---	---	---	---	---	---	---	---
				December 2026	---	---	---	---	2,548.25	---	---	---	---	---	---	---	---
				March 2027	---	---	---	---	2,561.00	---	---	---	---	---	---	---	---
<b>MSCI GREECE REBASED</b>				(Trade Unit: 1 Index Point x 2E, Cash Settlement)													
8,905.70	8,686.28	8,721.70	-1.28%	June 2026	---	---	---	---	8,799.25	---	---	---	9,252.00	---	---	---	---
				July 2026	---	---	---	---	8,754.25	---	---	---	8,672.75	---	---	---	---
				August 2026	---	---	---	---	8,881.50	---	---	---	---	---	---	---	---
				September 2026	---	---	---	---	8,895.25	---	---	---	---	---	---	---	---
				October 2026	---	---	---	---	8,909.00	---	---	---	---	---	---	---	---
				November 2026	---	---	---	---	8,926.25	---	---	---	---	---	---	---	---
				December 2026	---	---	---	---	8,940.00	---	---	---	---	---	---	---	---
				March 2027	---	---	---	---	8,984.75	---	---	---	---	---	---	---	---

Derivatives notes - <https://athens.euronext.com/en/market-data/statistics/eod-closing-prices>

Fixing prices and final open positions can be retrieved from the following path <https://athens.euronext.com/en/market-data/statistics/eod-closing-prices>

Underlying Asset				Derivatives Market													
Price max	Price min	Closing price	change	Delivery Month	Open price	Price max	Price min	Last price	Closing price	Last Bid	Last Ask	Fixing price*	Life high	Life low	Trades	Volume	Open Interest
<b>ADMIE (IPTO) HOLDING S.A. (CR)</b>				(Contract Size: 100 Securities, Physical Delivery)													
3.28	3.19	3.22	-0.92%	June 2026	3.21	3.27	3.21	3.24	3.24	---	---	---	3.41	---	8	67	10,662
				September 2026	---	---	---	---	3.26	---	---	---	3.35	---	---	---	22
				December 2026	---	---	---	---	3.29	---	---	---	---	---	---	---	---
				March 2027	---	---	---	---	3.31	---	---	---	---	---	---	---	---
<b>AEGEAN AIRLINES (CR)</b>				(Contract Size: 100 Securities, Physical Delivery)													
11.05	10.85	11.02	1.66%	June 2026	11.00	11.04	10.91	11.00	11.00	---	---	---	15.15	---	23	66	2,986
				September 2026	---	---	---	---	10.91	---	---	---	---	---	---	---	---
				December 2026	---	---	---	---	10.97	---	---	---	---	---	---	---	---
				March 2027	---	---	---	---	11.02	---	---	---	---	---	---	---	---
<b>AKTOR S.A. HOLDING CO. (CR)</b>				(Contract Size: 100 Securities, Physical Delivery)													
10.74	10.34	10.36	-3.54%	June 2026	10.72	10.72	10.37	10.37	10.37	---	---	---	11.56	---	32	506	102,235
				September 2026	---	---	---	---	10.81	---	---	---	---	---	---	---	---
				December 2026	---	---	---	---	10.87	---	---	---	---	---	---	---	---
				March 2027	---	---	---	---	10.92	---	---	---	---	---	---	---	---
<b>Allwyn AG (CR)</b>				(Contract Size: 100 Securities, Physical Delivery)													
11.855	11.66	11.805	0.34%	June 2026	11.80	11.89	11.70	11.85	11.85	---	---	---	15.54	---	89	365	10,652
				September 2026	---	---	---	---	11.85	---	---	---	---	---	---	---	---
				December 2026	---	---	---	---	11.90	---	---	---	---	---	---	---	---
				March 2027	---	---	---	---	11.96	---	---	---	---	---	---	---	---
<b>ALPHA BANK (CR)</b>				(Contract Size: 100 Securities, Physical Delivery)													
3.6	3.494	3.513	-1.21%	June 2026	3.60	3.60	3.49	3.51	3.51	---	---	---	4.50	---	300	4,846	64,453
				September 2026	---	---	---	---	3.57	---	---	---	3.62	---	---	---	22
				December 2026	---	---	---	---	3.60	---	---	---	---	---	---	---	---
				March 2027	---	---	---	---	3.62	---	---	---	---	---	---	---	---
<b>ATHENS INTL AIRPORT (CR)</b>				(Contract Size: 100 Securities, Physical Delivery)													
10.05	9.82	9.87	-1.20%	June 2026	9.89	9.89	9.82	9.82	9.82	---	---	---	11.47	---	4	35	293
				September 2026	---	---	---	---	10.06	---	---	---	---	---	---	---	---
				December 2026	---	---	---	---	10.11	---	---	---	---	---	---	---	---
				March 2027	---	---	---	---	10.16	---	---	---	---	---	---	---	---
<b>AUTOHELLAS SA (CR)</b>				(Contract Size: 100 Securities, Physical Delivery)													
10.8	10.54	10.7	-0.37%	June 2026	---	---	---	---	10.05	---	---	---	11.60	---	---	---	123
				September 2026	---	---	---	---	10.81	---	---	---	---	---	---	---	---
				December 2026	---	---	---	---	10.87	---	---	---	---	---	---	---	---
				March 2027	---	---	---	---	10.92	---	---	---	---	---	---	---	---

Derivatives notes - <https://athens.euronext.com/en/market-data/statistics/eod-closing-prices>

Fixing prices and final open positions can be retrieved from the following path <https://athens.euronext.com/en/market-data/statistics/eod-closing-prices>

Underlying Asset				Derivatives Market													
Price max	Price min	Closing price	change	Delivery Month	Open price	Price max	Price min	Last price	Closing price	Last Bid	Last Ask	Fixing price*	Life high	Life low	Trades	Volume	Open Interest
<b>AVAX S.A. (CR)</b>				(Contract Size: 100 Securities, Physical Delivery)													
3.595	3.42	3.42	-3.93%	June 2026	3.60	3.60	3.40	3.46	3.46	---	---	---	3.75	---	28	199	2,943
				September 2026	---	---	---	---	3.58	---	---	---	---	---	---	---	---
				December 2026	---	---	---	---	3.60	---	---	---	---	---	---	---	---
				March 2027	---	---	---	---	3.62	---	---	---	---	---	---	---	---
<b>BALLY'S INTRALOT (CR)</b>				(Contract Size: 100 Securities, Physical Delivery)													
1.136	1.118	1.124	-0.53%	June 2026	1.13	1.14	1.12	1.13	1.13	---	---	---	1.16	---	17	609	1,354,077
				September 2026	---	---	---	---	1.14	---	---	---	---	---	---	---	---
				December 2026	---	---	---	---	1.14	---	---	---	---	---	---	---	---
				March 2027	---	---	---	---	1.15	---	---	---	---	---	---	---	---
<b>BANK OF CYPRUS (CR)</b>				(Contract Size: 100 Securities, Physical Delivery)													
9.61	9.26	9.28	-2.01%	June 2026	9.13	9.13	8.80	8.82	8.82	---	---	---	9.53	---	13	88	1,103
				September 2026	---	---	---	---	9.53	---	---	---	---	---	---	---	---
				December 2026	---	---	---	---	9.58	---	---	---	---	---	---	---	---
				March 2027	---	---	---	---	9.63	---	---	---	---	---	---	---	---
<b>CC HBC AG (CR)</b>				(Contract Size: 100 Securities, Physical Delivery)													
48.85	48	48.6	1.57%	June 2026	48.05	48.40	48.05	48.40	48.40	---	---	---	52.01	---	8	27	414
				September 2026	---	---	---	---	48.18	---	---	---	---	---	---	---	---
				December 2026	---	---	---	---	48.42	---	---	---	---	---	---	---	---
				March 2027	---	---	---	---	48.66	---	---	---	---	---	---	---	---
<b>CENERGY HOLDINGS (CB)</b>				(Contract Size: 100 Securities, Physical Delivery)													
24.74	23.14	23.48	-5.25%	June 2026	24.43	24.44	23.30	23.47	23.47	---	---	---	26.13	---	19	38	3,214
				September 2026	---	---	---	---	24.95	---	---	---	---	---	---	---	---
				December 2026	---	---	---	---	25.07	---	---	---	---	---	---	---	---
				March 2027	---	---	---	---	25.20	---	---	---	---	---	---	---	---
<b>CrediaBank (CR)</b>				(Contract Size: 100 Securities, Physical Delivery)													
1.266	1.204	1.206	-2.74%	June 2026	1.26	1.26	1.21	1.22	1.22	---	---	---	1.38	---	86	2,363	90,826
				September 2026	1.24	1.24	1.24	1.24	1.24	---	---	---	1.35	---	2	52	111
				December 2026	---	---	---	---	1.25	---	---	---	---	---	---	---	---
				March 2027	---	---	---	---	1.26	---	---	---	---	---	---	---	---
<b>ELLAKTOR (CR)</b>				(Contract Size: 100 Securities, Physical Delivery)													
1.404	1.34	1.356	-1.74%	June 2026	1.30	1.30	1.30	1.30	1.30	---	---	---	1.44	---	2	7	1,663
				September 2026	---	---	---	---	1.39	---	---	---	---	---	---	---	---
				December 2026	---	---	---	---	1.40	---	---	---	---	---	---	---	---
				March 2027	---	---	---	---	1.40	---	---	---	---	---	---	---	---

Derivatives notes - <https://athens.euronext.com/en/market-data/statistics/eod-closing-prices>

Fixing prices and final open positions can be retrieved from the following path <https://athens.euronext.com/en/market-data/statistics/eod-closing-prices>

Underlying Asset				Derivatives Market													
Price max	Price min	Closing price	change	Delivery Month	Open price	Price max	Price min	Last price	Closing price	Last Bid	Last Ask	Fixing price*	Life high	Life low	Trades	Volume	Open Interest
<b>ELVALHALCOR (CR)</b>				(Contract Size: 100 Securities, Physical Delivery)													
5.3	4.8	4.81	-8.03%	June 2026	5.29	5.29	4.79	4.85	4.85	---	---	---	5.63	---	198	1,165	4,047
				September 2026	---	---	---	---	5.27	---	---	---	---	---	---	---	---
				December 2026	---	---	---	---	5.29	---	---	---	---	---	---	---	---
				March 2027	---	---	---	---	5.32	---	---	---	---	---	---	---	---
<b>EUROBANK (CR)</b>				(Contract Size: 100 Securities, Physical Delivery)													
3.739	3.562	3.586	-2.07%	June 2026	3.64	3.68	3.50	3.55	3.55	---	---	---	4.07	---	97	800	39,898
				September 2026	---	---	---	---	3.65	---	---	---	3.65	---	---	---	1
				December 2026	---	---	---	---	3.71	---	---	---	---	---	---	---	---
				March 2027	---	---	---	---	3.72	---	---	---	---	---	---	---	---
<b>EURONEXT ATHENS (CR)</b>				(Contract Size: 100 Securities, Physical Delivery)													
7.05	6.95	6.95	-2.11%	June 2026	---	---	---	---	7.02	---	---	---	7.41	---	---	---	334
				September 2026	---	---	---	---	7.15	---	---	---	---	---	---	---	---
				December 2026	---	---	---	---	7.18	---	---	---	---	---	---	---	---
				March 2027	---	---	---	---	7.22	---	---	---	---	---	---	---	---
<b>EYDAP S.A. (CR)</b>				(Contract Size: 100 Securities, Physical Delivery)													
10.36	10.06	10.22	-0.78%	June 2026	10.30	10.30	10.10	10.10	10.10	---	---	---	10.65	---	22	124	13,341
				September 2026	---	---	---	---	10.37	---	---	---	---	---	---	---	---
				December 2026	---	---	---	---	10.42	---	---	---	---	---	---	---	---
				March 2027	---	---	---	---	10.47	---	---	---	---	---	---	---	---
<b>FOURLIS (CR)</b>				(Contract Size: 100 Securities, Physical Delivery)													
4.7	4.47	4.505	-2.06%	June 2026	4.64	4.65	4.52	4.65	4.65	---	---	---	4.94	---	12	47	3,025
				September 2026	---	---	---	---	4.63	---	---	---	---	---	---	---	---
				December 2026	---	---	---	---	4.65	---	---	---	---	---	---	---	---
				March 2027	---	---	---	---	4.68	---	---	---	---	---	---	---	---
<b>GEK TERNA (CR)</b>				(Contract Size: 100 Securities, Physical Delivery)													
41.28	39.54	39.98	-2.49%	June 2026	41.07	41.10	39.68	40.40	40.40	---	---	---	43.58	---	54	265	5,128
				September 2026	---	---	---	---	40.96	---	---	---	41.10	---	---	---	6
				December 2026	---	---	---	---	41.49	---	---	---	---	---	---	---	---
				March 2027	---	---	---	---	41.69	---	---	---	---	---	---	---	---
<b>HELLENiQ ENERGY (CR)</b>				(Contract Size: 100 Securities, Physical Delivery)													
10.22	9.87	10	0.30%	June 2026	10.04	10.20	9.93	9.93	9.93	---	---	---	10.55	---	58	498	3,793
				September 2026	10.15	10.15	10.15	10.15	10.15	---	---	---	10.15	---	8	101	---
				December 2026	---	---	---	---	10.09	---	---	---	---	---	---	---	---
				March 2027	---	---	---	---	10.14	---	---	---	---	---	---	---	---

Derivatives notes - <https://athens.euronext.com/en/market-data/statistics/eod-closing-prices>

Fixing prices and final open positions can be retrieved from the following path <https://athens.euronext.com/en/market-data/statistics/eod-closing-prices>

Underlying Asset				Derivatives Market													
Price max	Price min	Closing price	change	Delivery Month	Open price	Price max	Price min	Last price	Closing price	Last Bid	Last Ask	Fixing price*	Life high	Life low	Trades	Volume	Open Interest
<b>INTRACOM HOLDINGS (CR)</b>																	
(Contract Size: 100 Securities, Physical Delivery)																	
3.66	3.54	3.56	0.57%	June 2026	3.57	3.66	3.55	3.56	3.56	---	---	---	3.66	---	103	720	13,946
				September 2026	3.56	3.56	3.56	3.56	3.56	---	---	---	3.62	---	2	10	220
				December 2026	---	---	---	---	3.58	---	---	---	---	---	---	---	---
				March 2027	---	---	---	---	3.60	---	---	---	---	---	---	---	---
<b>JUMBO SA (CR)</b>																	
(Contract Size: 100 Securities, Physical Delivery)																	
22.4	21.58	22.2	2.68%	June 2026	21.70	22.40	21.67	22.01	22.01	---	---	---	25.68	---	56	278	6,533
				September 2026	---	---	---	---	21.77	---	---	---	---	---	---	---	---
				December 2026	---	---	---	---	21.88	---	---	---	---	---	---	---	---
				March 2027	---	---	---	---	21.99	---	---	---	---	---	---	---	---
<b>LAMDA DEVELOPMENT SA (CR)</b>																	
(Contract Size: 100 Securities, Physical Delivery)																	
6.02	5.95	5.995	0.25%	June 2026	6.06	6.06	5.99	6.02	6.02	---	---	---	7.09	---	48	366	26,566
				September 2026	6.40	6.40	6.40	6.40	6.40	---	---	---	6.40	---	1	1	---
				December 2026	---	---	---	---	6.05	---	---	---	---	---	---	---	---
				March 2027	---	---	---	---	6.08	---	---	---	---	---	---	---	---
<b>METLEN PLC (CR)</b>																	
(Contract Size: 100 Securities, Physical Delivery)																	
38.88	37.18	37.2	-3.18%	June 2026	38.65	38.94	37.22	37.25	37.25	---	---	---	47.90	---	157	391	15,023
				September 2026	38.55	38.55	36.80	36.82	36.82	---	---	---	39.50	---	19	29	678
				December 2026	---	---	---	---	38.88	---	---	---	---	---	---	---	---
				March 2027	---	---	---	---	39.07	---	---	---	---	---	---	---	---
<b>MIG (CR)</b>																	
(Contract Size: 100 Securities, Physical Delivery)																	
3.33	3.255	3.265	-1.66%	June 2026	3.33	3.33	3.29	3.29	3.29	---	---	---	3.43	---	14	24	185
				September 2026	---	---	---	---	3.34	---	---	---	---	---	---	---	---
				December 2026	---	---	---	---	3.36	---	---	---	---	---	---	---	---
				March 2027	---	---	---	---	3.38	---	---	---	---	---	---	---	---
<b>MOTOR OIL (CR)</b>																	
(Contract Size: 100 Securities, Physical Delivery)																	
35.5	34.2	34.6	-0.80%	June 2026	34.95	34.95	34.66	34.66	34.66	---	---	---	39.97	---	3	4	379
				September 2026	---	---	---	---	35.12	---	---	---	---	---	---	---	---
				December 2026	---	---	---	---	35.29	---	---	---	---	---	---	---	---
				March 2027	---	---	---	---	35.47	---	---	---	---	---	---	---	---
<b>NATIONAL BANK (CR)</b>																	
(Contract Size: 100 Securities, Physical Delivery)																	
13.96	13.335	13.525	-1.64%	June 2026	13.56	13.58	13.10	13.29	13.29	---	---	---	15.76	---	147	405	15,916
				September 2026	---	---	---	---	13.84	---	---	---	---	---	---	---	---
				December 2026	---	---	---	---	13.91	---	---	---	---	---	---	---	---
				March 2027	---	---	---	---	13.98	---	---	---	---	---	---	---	---

Derivatives notes - <https://athens.euronext.com/en/market-data/statistics/eod-closing-prices>

Fixing prices and final open positions can be retrieved from the following path <https://athens.euronext.com/en/market-data/statistics/eod-closing-prices>

Underlying Asset				Derivatives Market													
Price max	Price min	Closing price	change	Delivery Month	Open price	Price max	Price min	Last price	Closing price	Last Bid	Last Ask	Fixing price*	Life high	Life low	Trades	Volume	Open Interest
<b>OPTIMA BANK (CR)</b>				(Contract Size: 100 Securities, Physical Delivery)													
10.46	10.08	10.39	1.96%	June 2026	10.36	10.38	10.13	10.24	10.24	---	---	---	10.38	---	15	42	507
				September 2026	---	---	---	---	10.26	---	---	---	---	---	---	---	---
				December 2026	---	---	---	---	10.31	---	---	---	---	---	---	---	---
				March 2027	---	---	---	---	10.36	---	---	---	---	---	---	---	---
<b>OTE (CR)</b>				(Contract Size: 100 Securities, Physical Delivery)													
18.85	18.54	18.75	0.00%	June 2026	18.72	18.75	18.70	18.75	18.75	---	---	---	18.85	---	3	3	865
				September 2026	---	---	---	---	18.88	---	---	---	---	---	---	---	---
				December 2026	---	---	---	---	18.97	---	---	---	---	---	---	---	---
				March 2027	---	---	---	---	19.07	---	---	---	---	---	---	---	---
<b>P.P.A. S.A. (CR)</b>				(Contract Size: 100 Securities, Physical Delivery)													
37.45	36.65	36.65	0.55%	June 2026	37.06	37.06	37.06	37.06	37.06	---	---	---	39.11	---	1	1	42
				September 2026	---	---	---	---	36.70	---	---	---	---	---	---	---	---
				December 2026	---	---	---	---	36.88	---	---	---	---	---	---	---	---
				March 2027	---	---	---	---	37.07	---	---	---	---	---	---	---	---
<b>PIRAEUS BANK (CR)</b>				(Contract Size: 100 Securities, Physical Delivery)													
8.252	8.01	8.036	-1.62%	June 2026	8.22	8.26	8.03	8.05	8.05	---	---	---	8.90	---	305	3,933	50,093
				September 2026	---	---	---	---	7.90	---	---	---	8.50	---	---	---	20
				December 2026	---	---	---	---	8.27	---	---	---	---	---	---	---	---
				March 2027	---	---	---	---	8.31	---	---	---	---	---	---	---	---
<b>PPC (CR)</b>				(Contract Size: 100 Securities, Physical Delivery)													
20.32	19.8	19.8	-2.08%	June 2026	20.20	20.22	19.76	19.76	19.76	---	---	---	20.46	---	113	687	16,949
				September 2026	19.32	19.32	19.32	19.32	19.32	---	---	---	19.70	---	1	1	50
				December 2026	---	---	---	---	20.46	---	---	---	---	---	---	---	---
				March 2027	---	---	---	---	20.56	---	---	---	---	---	---	---	---
<b>QUEST HOLDINGS (CR)</b>				(Contract Size: 100 Securities, Physical Delivery)													
6.99	6.91	6.96	1.16%	June 2026	6.82	6.82	6.81	6.82	6.82	---	---	---	7.01	---	4	20	227
				September 2026	---	---	---	---	6.93	---	---	---	---	---	---	---	---
				December 2026	---	---	---	---	6.96	---	---	---	---	---	---	---	---
				March 2027	---	---	---	---	7.00	---	---	---	---	---	---	---	---
<b>TITAN (CB)</b>				(Contract Size: 100 Securities, Physical Delivery)													
47.8	46.04	46.24	-3.02%	June 2026	47.49	47.49	46.24	46.30	46.30	---	---	---	52.30	---	28	47	804
				September 2026	---	---	---	---	48.01	---	---	---	---	---	---	---	---
				December 2026	---	---	---	---	48.25	---	---	---	---	---	---	---	---
				March 2027	---	---	---	---	48.49	---	---	---	---	---	---	---	---

Derivatives notes - <https://athens.euronext.com/en/market-data/statistics/eod-closing-prices>

Fixing prices and final open positions can be retrieved from the following path <https://athens.euronext.com/en/market-data/statistics/eod-closing-prices>

Underlying Asset				Derivatives Market													
Price max	Price min	Closing price	change	Delivery Month	Open price	Price max	Price min	Last price	Closing price	Last Bid	Last Ask	Fixing price*	Life high	Life low	Trades	Volume	Open Interest
VIOHALCO SA/NV (CB)				(Contract Size: 100 Securities, Physical Delivery)													
18.96	17.68	18.1	-1.09%	June 2026	18.79	18.94	17.69	18.05	18.05	---	---	---	19.18	---	97	322	2,465
				September 2026	---	---	---	---	18.43	---	---	---	---	---	---	---	---
				December 2026	---	---	---	---	18.52	---	---	---	---	---	---	---	---
				March 2027	---	---	---	---	18.61	---	---	---	---	---	---	---	---

Derivatives notes - <https://athens.euronext.com/en/market-data/statistics/eod-closing-prices>

Fixing prices and final open positions can be retrieved from the following path <https://athens.euronext.com/en/market-data/statistics/eod-closing-prices>

FTSE/Athex Large Cap

(Trade Unit: 1 Index Point x 2€ - Exercise Style: European, Cash Settlement)

Call Options																Put Options																	
Exercise Price	June 2026							July 2026							Other Months		June 2026							July 2026							Other Months		Exercise Price
	Open price	Price max	Price min	Last price	Closing price	Volume	Open Interest	Open price	Price max	Price min	Last price	Closing price	Volume	Open Interest	Volume	Open Interest	Open price	Price max	Price min	Last price	Closing price	Volume	Open Interest	Open price	Price max	Price min	Last price	Closing price	Volume	Open Interest	Volume	Open Interest	
4,000	0.00	0.00	0.00	-	1,646.00	-	-	-	-	-	-	-	-	-	-	0.00	0.00	0.00	-	0.02	-	-	-	-	-	-	-	-	-	-	-	4,000	
4,100	0.00	0.00	0.00	-	1,546.00	-	-	-	-	-	-	-	-	-	-	0.00	0.00	0.00	-	0.06	-	-	-	-	-	-	-	-	-	-	-	4,100	
4,200	0.00	0.00	0.00	-	1,446.00	-	-	-	-	-	-	-	-	-	-	0.00	0.00	0.00	-	0.01	-	-	-	-	-	-	-	-	-	-	-	4,200	
4,300	0.00	0.00	0.00	-	1,347.00	-	-	-	-	-	-	-	-	-	-	0.00	0.00	0.00	-	0.02	-	-	-	-	-	-	-	-	-	-	-	4,300	
4,400	0.00	0.00	0.00	-	1,247.00	-	-	-	-	-	-	-	-	-	-	0.00	0.00	0.00	-	0.05	-	-	-	-	-	-	-	-	-	-	-	4,400	
4,450	0.00	0.00	0.00	-	1,197.00	-	-	-	-	-	-	-	-	-	-	0.00	0.00	0.00	-	0.09	-	-	-	-	-	-	-	-	-	-	-	4,450	
4,500	0.00	0.00	0.00	-	1,147.00	-	-	-	-	-	-	-	-	-	-	0.00	0.00	0.00	-	0.16	-	-	-	-	-	-	-	-	-	-	-	4,500	
4,550	0.00	0.00	0.00	-	1,097.00	-	-	-	-	-	-	-	-	-	-	0.00	0.00	0.00	-	0.26	-	-	-	-	-	-	-	-	-	-	-	4,550	
4,600	0.00	0.00	0.00	-	1,048.00	-	-	-	-	-	-	-	-	-	-	0.00	0.00	0.00	-	0.43	-	-	-	-	-	-	-	-	-	-	-	4,600	
4,650	0.00	0.00	0.00	-	998.00	-	-	-	-	-	-	-	-	-	-	0.00	0.00	0.00	-	0.68	-	-	-	-	-	-	-	-	-	-	-	4,650	
4,700	0.00	0.00	0.00	-	948.00	-	-	-	-	-	-	-	-	-	-	0.00	0.00	0.00	-	1.00	-	-	-	-	-	-	-	-	-	-	-	4,700	
4,750	0.00	0.00	0.00	-	899.00	-	-	-	-	-	-	-	-	-	-	0.00	0.00	0.00	-	1.60	-	-	-	-	-	-	-	-	-	-	-	4,750	
4,800	0.00	0.00	0.00	-	850.00	-	-	-	-	-	-	-	-	-	-	0.00	0.00	0.00	-	2.40	-	-	-	-	-	-	-	-	-	-	-	4,800	
4,850	0.00	0.00	0.00	-	801.00	-	-	-	-	-	-	-	-	-	-	0.00	0.00	0.00	-	3.40	-	-	-	-	-	-	-	-	-	-	-	4,850	
4,900	0.00	0.00	0.00	-	753.00	-	-	-	-	-	-	-	-	-	-	0.00	0.00	0.00	-	4.90	-	-	-	-	-	-	-	-	-	-	-	4,900	
4,950	0.00	0.00	0.00	-	705.00	-	-	-	-	-	-	-	-	-	-	0.00	0.00	0.00	-	6.90	-	-	-	-	-	-	-	-	-	-	-	4,950	
5,000	0.00	0.00	0.00	-	657.00	-	-	-	-	-	-	-	-	-	-	0.00	0.00	0.00	-	9.50	-	-	-	-	-	-	-	-	-	-	-	5,000	
5,050	0.00	0.00	0.00	-	611.00	-	-	0.00	0.00	0.00	-	605.00	-	-	0.00	0.00	0.00	-	12.75	-	-	0.00	0.00	0.00	-	45.00	-	-	-	-	5,050		
5,100	0.00	0.00	0.00	-	565.00	-	-	0.00	0.00	0.00	-	564.00	-	-	0.00	0.00	0.00	-	17.25	-	-	0.00	0.00	0.00	-	54.00	-	-	-	-	5,100		
5,150	0.00	0.00	0.00	-	521.00	-	-	0.00	0.00	0.00	-	524.00	-	-	0.00	0.00	0.00	-	22.50	-	-	0.00	0.00	0.00	-	64.00	-	-	-	-	5,150		
5,200	0.00	0.00	0.00	-	477.00	-	-	0.00	0.00	0.00	-	486.00	-	-	0.00	0.00	0.00	-	29.25	-	5	0.00	0.00	0.00	-	76.00	-	-	-	-	5,200		
5,250	0.00	0.00	0.00	-	436.00	-	-	0.00	0.00	0.00	-	450.00	-	-	0.00	0.00	0.00	-	37.50	-	-	0.00	0.00	0.00	-	89.00	-	-	-	-	5,250		
5,300	0.00	0.00	0.00	-	396.00	-	-	0.00	0.00	0.00	-	414.00	-	-	0.00	0.00	0.00	-	47.25	-	-	0.00	0.00	0.00	-	104.00	-	-	-	-	5,300		
5,350	0.00	0.00	0.00	-	357.00	-	-	0.00	0.00	0.00	-	381.00	-	-	0.00	0.00	0.00	-	58.50	-	-	0.00	0.00	0.00	-	120.00	-	-	-	-	5,350		
5,400	0.00	0.00	0.00	-	321.00	-	-	0.00	0.00	0.00	-	349.00	-	-	0.00	0.00	0.00	-	72.00	-	10	0.00	0.00	0.00	-	138.00	-	-	-	-	5,400		
5,450	0.00	0.00	0.00	-	286.00	-	-	0.00	0.00	0.00	-	318.00	-	-	0.00	0.00	0.00	-	88.00	-	-	0.00	0.00	0.00	-	157.00	-	-	-	-	5,450		
5,500	0.00	0.00	0.00	-	254.00	-	30	0.00	0.00	0.00	-	290.00	-	-	0.00	0.00	0.00	-	105.00	-	6	0.00	0.00	0.00	-	179.00	-	-	-	-	5,500		
5,550	0.00	0.00	0.00	-	224.00	-	133	0.00	0.00	0.00	-	263.00	-	-	0.00	0.00	0.00	-	125.00	-	8	0.00	0.00	0.00	-	202.00	-	-	-	-	5,550		
5,600	0.00	0.00	0.00	-	197.00	-	31	223.00	223.00	190.00	190.00	190.00	2	30	194.00	0.00	181.00	181.00	181.00	31	105	0.00	0.00	0.00	-	226.00	-	30	-	-	5,600		
5,650	119.00	119.00	119.00	119.00	119.00	1	36	0.00	0.00	0.00	-	214.00	-	-	223.00	119.00	220.00	220.00	220.00	60	90	0.00	0.00	0.00	-	253.00	-	-	-	-	5,650		
5,700	152.00	154.00	104.00	104.00	104.00	6	94	165.00	165.00	165.00	165.00	165.00	30	60	259.00	154.00	259.00	259.00	259.00	30	92	0.00	0.00	0.00	-	281.00	-	-	-	-	5,700		
5,750	128.00	128.00	98.50	98.50	98.50	4	99	0.00	0.00	0.00	-	173.00	-	-	0.00	128.00	0.00	-	228.00	-	120	310.00	334.00	310.00	334.00	334.00	60	-	-	-	5,750		
5,800	0.00	0.00	0.00	-	109.00	-	31	0.00	0.00	0.00	-	154.00	-	-	0.00	0.00	0.00	-	260.00	-	63	0.00	0.00	0.00	-	342.00	-	-	-	-	5,800		
5,850	0.00	0.00	0.00	-	92.50	-	30	0.00	0.00	0.00	-	137.00	-	-	0.00	0.00	0.00	-	293.00	-	91	0.00	0.00	0.00	-	375.00	-	-	-	-	5,850		
5,900	0.00	0.00	0.00	-	78.00	-	10	0.00	0.00	0.00	-	122.00	-	-	0.00	0.00	0.00	-	329.00	-	30	0.00	0.00	0.00	-	409.00	-	-	-	-	5,900		
5,950	0.00	0.00	0.00	-	65.50	-	15	0.00	0.00	0.00	-	107.00	-	-	0.00	0.00	0.00	-	366.00	-	30	0.00	0.00	0.00	-	445.00	-	-	-	-	5,950		

FTSE/Athex Large Cap

(Trade Unit: 1 Index Point x 2€ - Exercise Style: European, Cash Settlement)

Call Options															Put Options																		
Exercise Price	June 2026							July 2026							Other Months		June 2026							July 2026							Other Months		Exercise Price
	Open price	Price max	Price min	Last price	Closing price	Volume	Open Interest	Open price	Price max	Price min	Last price	Closing price	Volume	Open Interest	Volume	Open Interest	Open price	Price max	Price min	Last price	Closing price	Volume	Open Interest	Open price	Price max	Price min	Last price	Closing price	Volume	Open Interest	Volume	Open Interest	
6,000	0.00	0.00	0.00	-	54.50	-	10	0.00	0.00	0.00	-	94.50	-	-			0.00	0.00	0.00	-	405.00	-	-	0.00	0.00	0.00	-	482.00	-	-			6,000
6,050	0.00	0.00	0.00	-	45.00	-	10	0.00	0.00	0.00	-	83.00	-	-			0.00	0.00	0.00	-	445.00	-	-	0.00	0.00	0.00	-	520.00	-	-			6,050
6,100	0.00	0.00	0.00	-	37.00	-	-	0.00	0.00	0.00	-	73.00	-	-			0.00	0.00	0.00	-	487.00	-	-	0.00	0.00	0.00	-	559.00	-	-			6,100
6,150	0.00	0.00	0.00	-	30.00	-	-	0.00	0.00	0.00	-	63.50	-	-			0.00	0.00	0.00	-	530.00	-	-	0.00	0.00	0.00	-	600.00	-	-			6,150
6,200	0.00	0.00	0.00	-	24.50	-	-	0.00	0.00	0.00	-	55.50	-	-			0.00	0.00	0.00	-	574.00	-	-	0.00	0.00	0.00	-	642.00	-	-			6,200
6,250	0.00	0.00	0.00	-	19.75	-	-	0.00	0.00	0.00	-	48.00	-	-			0.00	0.00	0.00	-	620.00	-	-	0.00	0.00	0.00	-	684.00	-	-			6,250
6,300	0.00	0.00	0.00	-	15.75	-	-	0.00	0.00	0.00	-	41.50	-	-			0.00	0.00	0.00	-	666.00	-	-	0.00	0.00	0.00	-	727.00	-	-			6,300
6,350	0.00	0.00	0.00	-	12.50	-	-	0.00	0.00	0.00	-	35.75	-	-			0.00	0.00	0.00	-	712.00	-	-	0.00	0.00	0.00	-	771.00	-	-			6,350
6,400	0.00	0.00	0.00	-	9.80	-	-	0.00	0.00	0.00	-	30.75	-	-			0.00	0.00	0.00	-	760.00	-	-	0.00	0.00	0.00	-	816.00	-	-			6,400
6,450	0.00	0.00	0.00	-	7.70	-	-	-	-	-	-	-	-	-			0.00	0.00	0.00	-	807.00	-	-	-	-	-	-	-	-	-			6,450
6,500	0.00	0.00	0.00	-	6.00	-	-	-	-	-	-	-	-	-			0.00	0.00	0.00	-	856.00	-	-	-	-	-	-	-	-	-			6,500
6,550	0.00	0.00	0.00	-	4.70	-	-	-	-	-	-	-	-	-			0.00	0.00	0.00	-	904.00	-	-	-	-	-	-	-	-	-			6,550
6,600	0.00	0.00	0.00	-	3.60	-	-	-	-	-	-	-	-	-			0.00	0.00	0.00	-	953.00	-	-	-	-	-	-	-	-	-			6,600
6,650	0.00	0.00	0.00	-	2.70	-	-	-	-	-	-	-	-	-			0.00	0.00	0.00	-	1,002.00	-	-	-	-	-	-	-	-	-			6,650
Totals:						11	529					32	90		0	0						121	650					60	30		0	0	
Number of Trades:							10						3		0								5					2			0		

Allwyn AG (CR)

(Contract Size: 100 Securities, Exercise Style: American, Physical Delivery)

Call Options														Put Options																		
June 2026							July 2026							Other Months		June 2026							July 2026							Other Months		Exercise Price
Open price	Price max	Price min	Last price	Closing price	Volume	Open Interest	Open price	Price max	Price min	Last price	Closing price	Volume	Open Interest	Volume	Open Interest	Open price	Price max	Price min	Last price	Closing price	Volume	Open Interest	Open price	Price max	Price min	Last price	Closing price	Volume	Open Interest	Volume	Open Interest	
8.500	0.000	0.000	0.000	3.29	-	-	0.000	0.000	0.000	0.000	3.30	-	-			0.000	0.000	0.000	0.001	-	-	0.000	0.000	0.000	0.000	0.006	-	-			0.085	
8.750	0.000	0.000	0.000	3.04	-	-	0.000	0.000	0.000	0.000	3.06	-	-			0.000	0.000	0.000	0.001	-	-	0.000	0.000	0.000	0.000	0.011	-	-			0.088	
9.000	0.000	0.000	0.000	2.79	-	-	0.000	0.000	0.000	0.000	2.82	-	-			0.000	0.000	0.000	0.001	-	-	0.000	0.000	0.000	0.000	0.019	-	-			0.090	
9.250	0.000	0.000	0.000	2.54	-	-	0.000	0.000	0.000	0.000	2.58	-	-			0.000	0.000	0.000	0.003	-	-	0.000	0.000	0.000	0.000	0.030	-	-			0.093	
9.500	0.000	0.000	0.000	2.29	-	-	0.000	0.000	0.000	0.000	2.35	-	-			0.000	0.000	0.000	0.007	-	-	0.000	0.000	0.000	0.000	0.046	-	-			0.095	
9.750	0.000	0.000	0.000	2.05	-	-	0.000	0.000	0.000	0.000	2.12	-	-			0.000	0.000	0.000	0.015	-	-	0.000	0.000	0.000	0.000	0.071	-	-			0.098	
10.000	0.000	0.000	0.000	1.81	-	-	0.000	0.000	0.000	0.000	1.90	-	-			0.000	0.000	0.000	0.027	-	-	0.000	0.000	0.000	0.000	0.100	-	-			0.100	
10.500	0.000	0.000	0.000	1.36	-	-	0.000	0.000	0.000	0.000	1.50	-	-			0.000	0.000	0.000	0.076	-	-	0.000	0.000	0.000	0.000	0.196	-	-			0.105	
11.000	0.000	0.000	0.000	0.968	-	-	0.000	0.000	0.000	0.000	1.15	-	-			0.000	0.000	0.000	0.179	-	-	0.000	0.000	0.000	0.000	0.340	-	-			0.110	
11.500	0.000	0.000	0.000	0.642	-	-	0.000	0.000	0.000	0.000	0.847	-	-			0.000	0.000	0.000	0.352	-	-	0.000	0.000	0.000	0.000	0.541	-	-			0.115	
12.000	0.000	0.000	0.000	0.397	-	-	0.630	0.630	0.630	0.630	0.630	10	-	-			0.000	0.000	0.000	0.607	-	-	0.000	0.000	0.000	0.000	0.799	-	-			0.120
12.500	0.000	0.000	0.000	0.224	-	-	0.000	0.000	0.000	0.000	0.419	-	-			0.000	0.000	0.000	0.935	-	-	0.000	0.000	0.000	0.000	1.11	-	-			0.125	
13.000	0.000	0.000	0.000	0.121	-	-	0.000	0.000	0.000	0.000	0.280	-	-			0.000	0.000	0.000	1.33	-	-	0.000	0.000	0.000	0.000	1.47	-	-			0.130	
13.500	0.000	0.000	0.000	0.060	-	-	0.000	0.000	0.000	0.000	0.181	-	-			0.000	0.000	0.000	1.77	-	-	0.000	0.000	0.000	0.000	1.88	-	-			0.135	
14.000	0.000	0.000	0.000	0.027	-	-	0.000	0.000	0.000	0.000	0.113	-	-			0.000	0.000	0.000	2.24	-	-	0.000	0.000	0.000	0.000	2.31	-	-			0.140	
14.500	0.000	0.000	0.000	0.011	-	-	0.000	0.000	0.000	0.000	0.068	-	-			0.000	0.000	0.000	2.73	-	-	0.000	0.000	0.000	0.000	2.77	-	-			0.145	
15.000	0.000	0.000	0.000	0.005	-	-	0.000	0.000	0.000	0.000	0.041	-	-			0.000	0.000	0.000	3.23	-	-	0.000	0.000	0.000	0.000	3.25	-	-			0.150	
15.500	0.000	0.000	0.000	0.002	-	-	0.000	0.000	0.000	0.000	0.024	-	-			0.000	0.000	0.000	3.73	-	-	0.000	0.000	0.000	0.000	3.73	-	-			0.155	
16.000	0.000	0.000	0.000	0.001	-	-	0.000	0.000	0.000	0.000	0.014	-	-			0.000	0.000	0.000	4.23	-	-	0.000	0.000	0.000	0.000	4.23	-	-			0.160	
16.500	0.000	0.000	0.000	0.001	-	-	0.000	0.000	0.000	0.000	0.007	-	-			0.000	0.000	0.000	4.73	-	-	0.000	0.000	0.000	0.000	4.73	-	-			0.165	
17.000	0.000	0.000	0.000	0.001	-	-	0.000	0.000	0.000	0.000	0.004	-	-			0.000	0.000	0.000	5.23	-	-	0.000	0.000	0.000	0.000	5.23	-	-			0.170	
17.500	0.000	0.000	0.000	0.003	-	-	0.000	0.000	0.000	0.000	0.002	-	-			0.000	0.000	0.000	5.73	-	-	0.000	0.000	0.000	0.000	5.73	-	-			0.175	
18.000	0.000	0.000	0.000	0.001	-	-	0.000	0.000	0.000	0.000	0.001	-	-			0.000	0.000	0.000	6.23	-	-	0.000	0.000	0.000	0.000	6.23	-	-			0.180	
18.500	0.000	0.000	0.000	0.001	-	-	0.000	0.000	0.000	0.000	0.001	-	-			0.000	0.000	0.000	6.73	-	-	0.000	0.000	0.000	0.000	6.73	-	-			0.185	
19.000	0.000	0.000	0.000	0.001	-	-	0.000	0.000	0.000	0.000	0.001	-	-			0.000	0.000	0.000	7.23	-	50	0.000	0.000	0.000	0.000	7.23	-	-			0.190	
19.500	0.000	0.000	0.000	0.001	-	-						-	-			0.000	0.000	0.000	7.73	-	50						-	-			0.195	
20.000	0.000	0.000	0.000	0.001	-	-						-	-			0.000	0.000	0.000	8.23	-	-						-	-			0.200	
21.000	0.000	0.000	0.000	0.001	-	-						-	-			0.000	0.000	0.000	9.23	-	-						-	-			0.210	
22.000	0.000	0.000	0.000	0.001	-	-						-	-			0.000	0.000	0.000	10.23	-	-						-	-			0.220	
23.000	0.000	0.000	0.000	0.001	-	-						-	-			0.000	0.000	0.000	11.23	-	-						-	-			0.230	
24.000	0.000	0.000	0.000	0.001	-	-						-	-			0.000	0.000	0.000	12.23	-	-						-	-			0.240	
25.000	0.000	0.000	0.000	0.002	-	-						-	-			0.000	0.000	0.000	13.23	-	-						-	-			0.250	
26.000	0.000	0.000	0.000	0.001	-	-						-	-			0.000	0.000	0.000	14.23	-	-						-	-			0.260	
27.000	0.000	0.000	0.000	0.001	-	-						-	-			0.000	0.000	0.000	15.23	-	-						-	-			0.270	
28.000	0.000	0.000	0.000	0.001	-	-						-	-			0.000	0.000	0.000	16.23	-	-						-	-			0.280	
29.000	0.000	0.000	0.000	0.001	-	-						-	-			0.000	0.000	0.000	17.23	-	-						-	-			0.290	

Allwyn AG (CR)

(Contract Size: 100 Securities, Exercise Style: American, Physical Delivery)

	Call Options														Put Options																		
	June 2026						July 2026						Other Months		June 2026						July 2026						Other Months						
Exercise Price	Open price	Price max	Price min	Last price	Closing price	Volume	Open Interest	Open price	Price max	Price min	Last price	Closing price	Volume	Open Interest	Volume	Open Interest	Open price	Price max	Price min	Last price	Closing price	Volume	Open Interest	Open price	Price max	Price min	Last price	Closing price	Volume	Open Interest	Volume	Open Interest	Exercise Price
30.000	0.000	0.000	0.000		0.001	-	-						-	-			0.000	0.000	0.000		18.23	-	-						-	-			0.300
Totals:						0	0						10	0	0	0					0	100						0	0	0	0		
Number of Trades:							0						1		0						0.00						0		0				

ALPHA BANK (CR)

(Contract Size: 100 Securities, Exercise Style: American, Physical Delivery)

Call Options																Put Options																	
Exercise Price	June 2026						July 2026						Other Months		June 2026						July 2026						Other Months		Exercise Price				
	Open price	Price max	Price min	Last price	Closing price	Volume	Open Interest	Open price	Price max	Price min	Last price	Closing price	Volume	Open Interest	Volume	Open Interest	Open price	Price max	Price min	Last price	Closing price	Volume	Open Interest	Open price	Price max	Price min	Last price	Closing price		Volume	Open Interest	Volume	Open Interest
2.000	0.000	0.000	0.000		1.56	-	-										0.000	0.000	0.000		0.001	-	-										0.020
2.100	0.000	0.000	0.000		1.46	-	-										0.000	0.000	0.000		0.001	-	-										0.021
2.200	0.000	0.000	0.000		1.36	-	-										0.000	0.000	0.000		0.001	-	-										0.022
2.300	0.000	0.000	0.000		1.26	-	-										0.000	0.000	0.000		0.001	-	-										0.023
2.400	0.000	0.000	0.000		1.16	-	-	0.000	0.000	0.000		1.17	-	-			0.000	0.000	0.000		0.001	-	-	0.000	0.000	0.000		0.005	-	-			0.024
2.500	0.000	0.000	0.000		1.07	-	-	0.000	0.000	0.000		1.08	-	-			0.000	0.000	0.000		0.001	-	-	0.000	0.000	0.000		0.009	-	-			0.025
2.600	0.000	0.000	0.000		0.968	-	-	0.000	0.000	0.000		0.983	-	-			0.000	0.000	0.000		0.003	-	-	0.000	0.000	0.000		0.015	-	-			0.026
2.700	0.000	0.000	0.000		0.871	-	-	0.000	0.000	0.000		0.891	-	-			0.000	0.000	0.000		0.006	-	-	0.000	0.000	0.000		0.022	-	-			0.027
2.800	0.000	0.000	0.000		0.776	-	-	0.000	0.000	0.000		0.803	-	-			0.000	0.000	0.000		0.011	-	-	0.000	0.000	0.000		0.034	-	-			0.028
2.900	0.000	0.000	0.000		0.684	-	-	0.000	0.000	0.000		0.719	-	-			0.000	0.000	0.000		0.019	-	-	0.000	0.000	0.000		0.050	-	-			0.029
3.000	0.000	0.000	0.000		0.596	-	-	0.000	0.000	0.000		0.638	-	-			0.000	0.000	0.000		0.031	-	-	0.000	0.000	0.000		0.068	-	-			0.030
3.100	0.000	0.000	0.000		0.514	-	-	0.000	0.000	0.000		0.564	-	-			0.000	0.000	0.000		0.048	-	-	0.000	0.000	0.000		0.094	-	-			0.031
3.200	0.000	0.000	0.000		0.437	-	-	0.000	0.000	0.000		0.493	-	-			0.000	0.000	0.000		0.072	-	-	0.000	0.000	0.000		0.123	-	-			0.032
3.300	0.000	0.000	0.000		0.367	-	-	0.000	0.000	0.000		0.430	-	-			0.000	0.000	0.000		0.101	-	-	0.000	0.000	0.000		0.159	-	-			0.033
3.400	0.000	0.000	0.000		0.303	-	-	0.000	0.000	0.000		0.371	-	-			0.000	0.000	0.000		0.137	-	-	0.000	0.000	0.000		0.200	-	-			0.034
3.500	0.000	0.000	0.000		0.249	-	-	0.000	0.000	0.000		0.319	-	-			0.000	0.000	0.000		0.183	-	-	0.000	0.000	0.000		0.248	-	-			0.035
3.600	0.000	0.000	0.000		0.200	-	-	0.000	0.000	0.000		0.271	-	-			0.000	0.000	0.000		0.234	-	-	0.000	0.000	0.000		0.300	-	-			0.036
3.700	0.000	0.000	0.000		0.158	-	-	0.000	0.000	0.000		0.230	-	-			0.000	0.000	0.000		0.292	-	-	0.000	0.000	0.000		0.359	-	-			0.037
3.800	0.000	0.000	0.000		0.126	-	-	0.000	0.000	0.000		0.193	-	-			0.000	0.000	0.000		0.360	-	-	0.000	0.000	0.000		0.421	-	-			0.038
3.900	0.000	0.000	0.000		0.096	-	-	2,000	0.000	0.000	0.000	0.162	-	-			0.000	0.000	0.000		0.430	-	-	0.000	0.000	0.000		0.491	-	-			0.039
4.000	0.000	0.000	0.000		0.074	-	-	10	0.000	0.000	0.000	0.133	-	-			0.000	0.000	0.000		0.508	-	-	0.000	0.000	0.000		0.562	-	-			0.040
4.250	0.000	0.000	0.000		0.036	-	-	0.000	0.000	0.000		0.082	-	-			0.000	0.000	0.000		0.720	-	-	0.000	0.000	0.000		0.761	-	-			0.043
4.400	0.000	0.000	0.000		0.022	-	-	0.000	0.000	0.000		0.000	-	-			0.000	0.000	0.000		0.857	-	-	0.000	0.000	0.000		0.000	-	-			0.044
4.500	0.000	0.000	0.000		0.016	-	-	0.000	0.000	0.000		0.048	-	-			0.000	0.000	0.000		0.952	-	-	0.000	0.000	0.000		0.978	-	-			0.045
4.750	0.000	0.000	0.000		0.007	-	-	0.000	0.000	0.000		0.028	-	-			0.000	0.000	0.000		1.19	-	-	0.000	0.000	0.000		1.21	-	-			0.048
4.800	0.000	0.000	0.000		0.006	-	-	0.000	0.000	0.000		0.000	-	-			0.000	0.000	0.000		1.24	-	-	0.000	0.000	0.000		0.000	-	-			0.048
5.000	0.000	0.000	0.000		0.003	-	-	0.000	0.000	0.000		0.015	-	-			0.000	0.000	0.000		1.44	-	-	0.000	0.000	0.000		1.45	-	-			0.050
5.250	0.000	0.000	0.000		0.001	-	-	0.000	0.000	0.000		0.009	-	-			0.000	0.000	0.000		1.69	-	-	0.000	0.000	0.000		1.69	-	-			0.053
5.500	0.000	0.000	0.000		0.001	-	-	0.000	0.000	0.000		0.005	-	-			0.000	0.000	0.000		1.94	-	-	0.000	0.000	0.000		1.94	-	-			0.055
5.750	0.000	0.000	0.000		0.001	-	-	0.000	0.000	0.000		0.002	-	-			0.000	0.000	0.000		2.19	-	-	0.000	0.000	0.000		2.19	-	-			0.058
6.000	0.000	0.000	0.000		0.001	-	-	0.000	0.000	0.000		0.001	-	-			0.000	0.000	0.000		2.44	-	-	0.000	0.000	0.000		2.44	-	-			0.060
6.250	0.000	0.000	0.000		0.001	-	-	0.000	0.000	0.000		0.001	-	-			0.000	0.000	0.000		2.69	-	-	0.000	0.000	0.000		2.69	-	-			0.063
6.500	0.000	0.000	0.000		0.001	-	-	0.000	0.000	0.000		0.000	-	-			0.000	0.000	0.000		2.94	-	-	0.000	0.000	0.000		0.000	-	-			0.065
6.750	0.000	0.000	0.000		0.001	-	-	0.000	0.000	0.000		0.000	-	-			0.000	0.000	0.000		3.19	-	-	0.000	0.000	0.000		0.000	-	-			0.068
7.000	0.000	0.000	0.000		0.001	-	-	0.000	0.000	0.000		0.000	-	-			0.000	0.000	0.000		3.44	-	-	0.000	0.000	0.000		0.000	-	-			0.070

ALPHA BANK (CR)

(Contract Size: 100 Securities, Exercise Style: American, Physical Delivery)

	Call Options														Put Options																					
	June 2026						July 2026						Other Months		June 2026						July 2026						Other Months									
Exercise Price	Open price	Price max	Price min	Last price	Closing price	Volume	Open Interest	Open price	Price max	Price min	Last price	Closing price	Volume	Open Interest	Volume	Open Interest	Open price	Price max	Price min	Last price	Closing price	Volume	Open Interest	Open price	Price max	Price min	Last price	Closing price	Volume	Open Interest	Volume	Open Interest	Exercise Price			
Totals:						0	2,010							0	0	0	0							0	0							0	0	0	0	
Number of Trades:							0							0		0								0.00								0		0		

NATIONAL BANK (CR)

(Contract Size: 100 Securities, Exercise Style: American, Physical Delivery)

Call Options																Put Options																	
June 2026							July 2026							Other Months		June 2026					July 2026					Other Months		Exercise Price					
Exerise Price	Open price	Price max	Price min	Last price	Closing price	Volume	Open Interest	Open price	Price max	Price min	Last price	Closing price	Volume	Open Interest	Volume	Open Interest	Open price	Price max	Price min	Last price	Closing price	Volume	Open Interest	Open price	Price max	Price min	Last price		Closing price	Volume	Open Interest	Volume	Open Interest
8.250	0.000	0.000	0.000		5.51	-	-										0.000	0.000	0.000		0.001	-	-									0.083	
8.400	0.000	0.000	0.000		5.37	-	-										0.000	0.000	0.000		0.001	-	-									0.084	
8.500	0.000	0.000	0.000		5.27	-	-										0.000	0.000	0.000		0.001	-	-									0.085	
8.750	0.000	0.000	0.000		5.02	-	-										0.000	0.000	0.000		0.001	-	-									0.088	
8.800	0.000	0.000	0.000		4.97	-	-										0.000	0.000	0.000		0.001	-	-									0.088	
9.000	0.000	0.000	0.000		4.77	-	-										0.000	0.000	0.000		0.001	-	-									0.090	
9.200	0.000	0.000	0.000		4.57	-	-										0.000	0.000	0.000		0.001	-	-									0.092	
9.250	0.000	0.000	0.000		4.52	-	-	0.000	0.000	0.000		4.54	-	-			0.000	0.000	0.000		0.001	-	-	0.000	0.000	0.000		0.013	-	-		0.093	
9.500	0.000	0.000	0.000		4.27	-	-	0.000	0.000	0.000		4.30	-	-			0.000	0.000	0.000		0.002	-	-	0.000	0.000	0.000		0.019	-	-		0.095	
9.600	0.000	0.000	0.000		4.17	-	-										0.000	0.000	0.000		0.003	-	-									0.096	
9.750	0.000	0.000	0.000		4.02	-	-	0.000	0.000	0.000		4.06	-	-			0.000	0.000	0.000		0.005	-	-	0.000	0.000	0.000		0.029	-	-		0.098	
10.000	0.000	0.000	0.000		3.78	-	-	0.000	0.000	0.000		3.82	-	-			0.000	0.000	0.000		0.008	-	-	0.000	0.000	0.000		0.040	-	-		0.100	
10.500	0.000	0.000	0.000		3.29	-	-	0.000	0.000	0.000		3.36	-	-			0.000	0.000	0.000		0.020	-	-	0.000	0.000	0.000		0.074	-	-		0.105	
11.000	0.000	0.000	0.000		2.82	-	-	0.000	0.000	0.000		2.92	-	-			0.000	0.000	0.000		0.046	-	-	0.000	0.000	0.000		0.131	-	-		0.110	
11.500	0.000	0.000	0.000		2.36	-	-	0.000	0.000	0.000		2.50	-	-			0.000	0.000	0.000		0.093	-	-	0.000	0.000	0.000		0.216	-	-		0.115	
12.000	0.000	0.000	0.000		1.94	-	-	0.000	0.000	0.000		2.12	-	-			0.000	0.000	0.000		0.170	-	-	0.000	0.000	0.000		0.331	-	-		0.120	
12.500	0.000	0.000	0.000		1.56	-	-	0.000	0.000	0.000		1.77	-	-			0.000	0.000	0.000		0.286	-	133	0.000	0.000	0.000		0.478	-	-		0.125	
13.000	0.000	0.000	0.000		1.22	-	-	0.000	0.000	0.000		1.45	-	-			0.434	0.434	0.434	0.434	0.434	1	-	0.000	0.000	0.000		0.660	-	-		0.130	
13.500	0.000	0.000	0.000		0.934	-	-	0.000	0.000	0.000		1.19	-	-			0.000	0.000	0.000		0.661	-	136	0.000	0.000	0.000		0.894	-	-		0.135	
14.000	0.000	0.000	0.000		0.696	-	-	0.000	0.000	0.000		0.953	-	-			0.000	0.000	0.000		0.923	-	-	0.000	0.000	0.000		1.16	-	-		0.140	
14.500	0.000	0.000	0.000		0.505	-	-	0.000	0.000	0.000		0.747	-	-			0.000	0.000	0.000		1.23	-	10	0.000	0.000	0.000		1.45	-	-		0.145	
15.000	0.000	0.000	0.000		0.355	-	15	0.000	0.000	0.000		0.592	-	-			0.000	0.000	0.000		1.58	-	-	0.000	0.000	0.000		1.80	-	-		0.150	
15.500	0.000	0.000	0.000		0.244	-	-	0.000	0.000	0.000		0.456	-	-			0.000	0.000	0.000		1.97	-	-	0.000	0.000	0.000		2.16	-	-		0.155	
16.000	0.000	0.000	0.000		0.168	-	-	0.000	0.000	0.000		0.348	-	-			0.000	0.000	0.000		2.40	-	-	0.000	0.000	0.000		2.56	-	-		0.160	
16.500	0.000	0.000	0.000		0.111	-	-	0.000	0.000	0.000		0.266	-	-			0.000	0.000	0.000		2.84	-	-	0.000	0.000	0.000		2.97	-	-		0.165	
17.000	0.000	0.000	0.000		0.071	-	-	0.000	0.000	0.000		0.195	-	-			0.000	0.000	0.000		3.30	-	-	0.000	0.000	0.000		3.40	-	-		0.170	
17.500	0.000	0.000	0.000		0.045	-	-	0.000	0.000	0.000		0.148	-	-			0.000	0.000	0.000		3.78	-	-	0.000	0.000	0.000		3.86	-	-		0.175	
18.000	0.000	0.000	0.000		0.028	-	-	0.000	0.000	0.000		0.105	-	-			0.000	0.000	0.000		4.26	-	-	0.000	0.000	0.000		4.32	-	-		0.180	
18.500	0.000	0.000	0.000		0.017	-	-	0.000	0.000	0.000		0.080	-	-			0.000	0.000	0.000		4.75	-	-	0.000	0.000	0.000		4.80	-	-		0.185	
19.000	0.000	0.000	0.000		0.010	-	-	0.000	0.000	0.000		0.055	-	-			0.000	0.000	0.000		5.25	-	-	0.000	0.000	0.000		5.27	-	-		0.190	
19.500	0.000	0.000	0.000		0.006	-	-	0.000	0.000	0.000		0.041	-	-			0.000	0.000	0.000		5.75	-	-	0.000	0.000	0.000		5.76	-	-		0.195	
20.000	0.000	0.000	0.000		0.003	-	-	0.000	0.000	0.000		0.028	-	-			0.000	0.000	0.000		6.25	-	-	0.000	0.000	0.000		6.25	-	-		0.200	
21.000	0.000	0.000	0.000		0.001	-	-										0.000	0.000	0.000		7.25	-	-									0.210	
22.000	0.000	0.000	0.000		0.001	-	-										0.000	0.000	0.000		8.25	-	-									0.220	
Totals:						0	15							0	0	0	0						0	279						0	0	0	40
Number of Trades:						0							0						1.00						0						0		

OTE (CR)

(Contract Size: 100 Securities, Exercise Style: American, Physical Delivery)

Call Options															Put Options																		
June 2026							July 2026							Other Months		June 2026							July 2026							Other Months		Exercise Price	
Open price	Price max	Price min	Last price	Closing price	Volume	Open Interest	Open price	Price max	Price min	Last price	Closing price	Volume	Open Interest	Volume	Open Interest	Open price	Price max	Price min	Last price	Closing price	Volume	Open Interest	Open price	Price max	Price min	Last price	Closing price	Volume	Open Interest	Volume	Open Interest		
10.000	0.000	0.000	0.000	8.77	-	-										0.000	0.000	0.000	0.001	-	-											0.100	
10.500	0.000	0.000	0.000	8.27	-	-										0.000	0.000	0.000	0.001	-	-											0.105	
11.000	0.000	0.000	0.000	7.77	-	-										0.000	0.000	0.000	0.001	-	-											0.110	
11.500	0.000	0.000	0.000	7.27	-	-										0.000	0.000	0.000	0.001	-	-											0.115	
12.000	0.000	0.000	0.000	6.77	-	-										0.000	0.000	0.000	0.002	-	-											0.120	
12.500	0.000	0.000	0.000	6.27	-	-										0.000	0.000	0.000	0.001	-	-											0.125	
13.000	0.000	0.000	0.000	5.77	-	-	0.000	0.000	0.000		5.79	-	-			0.000	0.000	0.000	0.001	-	-	0.000	0.000	0.000	0.001	-	-					0.130	
13.500	0.000	0.000	0.000	5.27	-	-	0.000	0.000	0.000		5.30	-	-			0.000	0.000	0.000	0.001	-	-	0.000	0.000	0.000	0.001	-	-					0.135	
14.000	0.000	0.000	0.000	4.77	-	-	0.000	0.000	0.000		4.80	-	-			0.000	0.000	0.000	0.001	-	-	0.000	0.000	0.000	0.004	-	-					0.140	
14.500	0.000	0.000	0.000	4.28	-	-	0.000	0.000	0.000		4.31	-	-			0.000	0.000	0.000	0.001	-	-	0.000	0.000	0.000	0.009	-	-					0.145	
15.000	0.000	0.000	0.000	3.78	-	-	0.000	0.000	0.000		3.82	-	-			0.000	0.000	0.000	0.001	-	-	0.000	0.000	0.000	0.021	-	-					0.150	
15.500	0.000	0.000	0.000	3.28	-	-	0.000	0.000	0.000		3.34	-	-			0.000	0.000	0.000	0.004	-	-	0.000	0.000	0.000	0.042	-	-					0.155	
16.000	0.000	0.000	0.000	2.79	-	-	0.000	0.000	0.000		2.88	-	-			0.000	0.000	0.000	0.011	-	-	0.000	0.000	0.000	0.080	-	-					0.160	
16.500	0.000	0.000	0.000	2.31	-	-	0.000	0.000	0.000		2.44	-	-			0.000	0.000	0.000	0.033	-	-	0.000	0.000	0.000	0.139	-	-					0.165	
17.000	0.000	0.000	0.000	1.85	-	-	0.000	0.000	0.000		2.03	-	-			0.000	0.000	0.000	0.075	-	45	0.000	0.000	0.000	0.227	-	-					0.170	
17.500	0.000	0.000	0.000	1.43	-	-	0.000	0.000	0.000		1.66	-	-			0.000	0.000	0.000	0.151	-	77	0.000	0.000	0.000	0.352	-	-					0.175	
18.000	0.000	0.000	0.000	1.06	-	-	0.000	0.000	0.000		1.33	-	-			0.000	0.000	0.000	0.281	-	16	0.000	0.000	0.000	0.522	-	-					0.180	
18.500	0.000	0.000	0.000	0.753	-	-	0.000	0.000	0.000		1.04	-	-			0.000	0.000	0.000	0.472	-	-	0.000	0.000	0.000	0.736	-	-					0.185	
19.000	0.000	0.000	0.000	0.507	-	30	0.000	0.000	0.000		0.801	-	-			0.000	0.000	0.000	0.726	-	-	0.000	0.000	0.000	0.993	-	-					0.190	
19.500	0.301	0.301	0.295	0.301	0.301	45	-	0.000	0.000	0.000		0.598	-	-			0.000	0.000	0.000	1.04	-	-	0.000	0.000	0.000	1.29	-	-					0.195
20.000	0.000	0.000	0.000	0.195	-	-	0.000	0.000	0.000		0.436	-	-			0.000	0.000	0.000	1.42	-	-	0.000	0.000	0.000	1.63	-	-					0.200	
21.000	0.000	0.000	0.000	0.059	-	-	0.000	0.000	0.000		0.223	-	-			0.000	0.000	0.000	2.29	-	-	0.000	0.000	0.000	2.42	-	-					0.210	
22.000	0.000	0.000	0.000	0.014	-	-	0.000	0.000	0.000		0.103	-	-			0.000	0.000	0.000	3.25	-	-	0.000	0.000	0.000	3.31	-	-					0.220	
23.000	0.000	0.000	0.000	0.003	-	-	0.000	0.000	0.000		0.043	-	-			0.000	0.000	0.000	4.25	-	-	0.000	0.000	0.000	4.26	-	-					0.230	
24.000	0.000	0.000	0.000	0.001	-	-	0.000	0.000	0.000		0.017	-	-			0.000	0.000	0.000	5.25	-	-	0.000	0.000	0.000	5.25	-	-					0.240	
25.000	0.000	0.000	0.000	0.001	-	-	0.000	0.000	0.000		0.006	-	-			0.000	0.000	0.000	6.25	-	-	0.000	0.000	0.000	6.25	-	-					0.250	
26.000	0.000	0.000	0.000	0.001	-	-	0.000	0.000	0.000		0.002	-	-			0.000	0.000	0.000	7.25	-	-	0.000	0.000	0.000	7.25	-	-					0.260	
27.000	0.000	0.000	0.000	0.001	-	-	0.000	0.000	0.000		0.001	-	-			0.000	0.000	0.000	8.25	-	-	0.000	0.000	0.000	8.25	-	-					0.270	
28.000	0.000	0.000	0.000	0.001	-	-	0.000	0.000	0.000		0.001	-	-			0.000	0.000	0.000	9.25	-	-	0.000	0.000	0.000	9.25	-	-					0.280	
Totals:					45	30					0	0	0	0			45	138				0	0	0	0								
Number of Trades:					3						0		0				0.00						0										

PIRAEUS BANK (CR)

(Contract Size: 100 Securities, Exercise Style: American, Physical Delivery)

Call Options																Put Options																
Exercise Price	June 2026						July 2026						Other Months		June 2026						July 2026					Other Months		Exercise Price				
	Open price	Price max	Price min	Last price	Closing price	Volume	Open Interest	Open price	Price max	Price min	Last price	Closing price	Volume	Open Interest	Volume	Open Interest	Open price	Price max	Price min	Last price	Closing price	Volume	Open Interest	Open price	Price max	Price min	Last price		Closing price	Volume	Open Interest	Volume
4.250	0.000	0.000	0.000		3.93	-	-						-	-			0.000	0.000	0.000		0.001	-	-					-	-			0.043
4.500	0.000	0.000	0.000		3.68	-	-						-	-			0.000	0.000	0.000		0.001	-	-					-	-			0.045
4.750	0.000	0.000	0.000		3.43	-	-						-	-			0.000	0.000	0.000		0.001	-	-					-	-			0.048
5.000	0.000	0.000	0.000		3.18	-	-						-	-			0.000	0.000	0.000		0.001	-	-					-	-			0.050
5.250	0.000	0.000	0.000		2.93	-	-						-	-			0.000	0.000	0.000		0.001	-	-					-	-			0.053
5.500	0.000	0.000	0.000		2.68	-	-	0.000	0.000	0.000		2.70	-	-			0.000	0.000	0.000		0.001	-	-	0.000	0.000	0.000	0.008	-	-			0.055
5.750	0.000	0.000	0.000		2.43	-	-	0.000	0.000	0.000		2.45	-	-			0.000	0.000	0.000		0.003	-	-	0.000	0.000	0.000	0.016	-	-			0.058
6.000	0.000	0.000	0.000		2.19	-	-	0.000	0.000	0.000		2.22	-	-			0.000	0.000	0.000		0.007	-	-	0.000	0.000	0.000	0.028	-	-			0.060
6.250	0.000	0.000	0.000		1.95	-	-	0.000	0.000	0.000		1.99	-	-			0.000	0.000	0.000		0.015	-	-	0.000	0.000	0.000	0.045	-	-			0.063
6.500	0.000	0.000	0.000		1.71	-	-	0.000	0.000	0.000		1.77	-	-			0.000	0.000	0.000		0.029	-	-	0.000	0.000	0.000	0.074	-	-			0.065
6.750	0.000	0.000	0.000		1.48	-	-	0.000	0.000	0.000		1.56	-	-			0.000	0.000	0.000		0.051	-	-	0.000	0.000	0.000	0.114	-	-			0.068
7.000	0.000	0.000	0.000		1.27	-	-	0.000	0.000	0.000		1.36	-	-			0.000	0.000	0.000		0.086	-	-	0.000	0.000	0.000	0.163	-	-			0.070
7.250	0.000	0.000	0.000		1.07	-	-	0.000	0.000	0.000		1.17	-	-			0.000	0.000	0.000		0.134	-	-	0.000	0.000	0.000	0.229	-	-			0.073
7.500	0.000	0.000	0.000		0.882	-	-	0.000	0.000	0.000		1.01	-	-			0.000	0.000	0.000		0.199	-	-	0.000	0.000	0.000	0.311	-	-			0.075
7.750	0.000	0.000	0.000		0.721	-	-	0.000	0.000	0.000		0.848	-	-			0.000	0.000	0.000		0.288	-	-	0.000	0.000	0.000	0.403	-	-			0.078
8.000	0.000	0.000	0.000		0.579	-	-	0.000	0.000	0.000		0.717	-	-			0.000	0.000	0.000		0.396	-	-	0.000	0.000	0.000	0.522	-	-			0.080
8.250	0.000	0.000	0.000		0.456	-	-	0.000	0.000	0.000		0.595	-	-			0.000	0.000	0.000		0.522	-	-	0.000	0.000	0.000	0.650	-	-			0.083
8.500	0.000	0.000	0.000		0.351	-	-	0.000	0.000	0.000		0.492	-	-			0.000	0.000	0.000		0.667	-	-	0.000	0.000	0.000	0.796	-	-			0.085
8.750	0.000	0.000	0.000		0.271	-	10	0.000	0.000	0.000		0.403	-	-			0.000	0.000	0.000		0.837	-	-	0.000	0.000	0.000	0.957	-	-			0.088
9.000	0.000	0.000	0.000		0.203	-	900	0.000	0.000	0.000		0.326	-	-			0.000	0.000	0.000		1.02	-	-	0.000	0.000	0.000	1.13	-	-			0.090
9.250	0.000	0.000	0.000		0.148	-	-	0.000	0.000	0.000		0.263	-	-			0.000	0.000	0.000		1.21	-	-	0.000	0.000	0.000	1.32	-	-			0.093
9.500	0.000	0.000	0.000		0.110	-	-	0.000	0.000	0.000		0.209	-	-			0.000	0.000	0.000		1.43	-	-	0.000	0.000	0.000	1.51	-	-			0.095
9.750	0.000	0.000	0.000		0.078	-	-	0.000	0.000	0.000		0.166	-	-			0.000	0.000	0.000		1.65	-	-	0.000	0.000	0.000	1.72	-	-			0.098
10.000	0.000	0.000	0.000		0.055	-	-	0.000	0.000	0.000		0.131	-	-			0.000	0.000	0.000		1.87	-	-	0.000	0.000	0.000	1.94	-	-			0.100
10.500	0.000	0.000	0.000		0.026	-	-	0.000	0.000	0.000		0.080	-	-			0.000	0.000	0.000		2.35	-	-	0.000	0.000	0.000	2.39	-	-			0.105
11.000	0.000	0.000	0.000		0.012	-	-	0.000	0.000	0.000		0.047	-	-			0.000	0.000	0.000		2.83	-	-	0.000	0.000	0.000	2.86	-	-			0.110
11.500	0.000	0.000	0.000		0.005	-	-	0.000	0.000	0.000		0.027	-	-			0.000	0.000	0.000		3.33	-	-	0.000	0.000	0.000	3.34	-	-			0.115
12.000	0.000	0.000	0.000		0.002	-	-	0.000	0.000	0.000		0.015	-	-			0.000	0.000	0.000		3.83	-	-	0.000	0.000	0.000	3.83	-	-			0.120
12.500	0.000	0.000	0.000		0.001	-	-	0.000	0.000	0.000		0.008	-	-			0.000	0.000	0.000		4.33	-	-	0.000	0.000	0.000	4.33	-	-			0.125
13.000	0.000	0.000	0.000		0.002	-	-						-	-			0.000	0.000	0.000		4.83	-	-					-	-			0.130
Totals:						0	910						0	0	0	0					0	0					0	0	0	0		
Number of Trades:						0							0		0						0.00						0		0			



PPC (CR)

(Contract Size: 100 Securities, Exercise Style: American, Physical Delivery)

		Call Options														Put Options																	
		June 2026						July 2026						Other Months		June 2026						July 2026					Other Months						
Exercise Price	Open price	Price max	Price min	Last price	Closing price	Volume	Open Interest	Open price	Price max	Price min	Last price	Closing price	Volume	Open Interest	Volume	Open Interest	Open price	Price max	Price min	Last price	Closing price	Volume	Open Interest	Open price	Price max	Price min	Last price	Closing price	Volume	Open Interest	Volume	Open Interest	Exercise Price
Totals:						2	240						15	0	0	0						2	178						30	15	0	0	
Number of Trades:						1							1		0							3.00							2		0		

Lending Products	Underlying Title	Multilateral Transactions[1]					Bilateral Transactions[2]		Stock Borrowing through OTC (volume)[3]
		Open Interest[5]	Volume(Offered)	Average Weighted	Transactions volume	Average Weighted	Transactions Volume	Average Weighted	Transactions Volume
ADMIEBOR	ADMIE (IPTO) HOLDING S.A. (CR)	2,700	---	---	---	---	---	5,299,021	
AEGNBOR	AEGEAN AIRLINES (CR)	---	---	---	---	---	---	1,187,487	
AKTRBOR	AKTOR S.A. HOLDING CO. (CR)	---	---	---	---	---	---	776,705	
ALWNBOR	Allwyn AG (CR)	---	---	---	---	---	---	14,086,184	
ALPHABOR	ALPHA BANK (CR)	400	---	---	---	---	---	186,475,669	
AETFBOR	ALPHA ETF FTSE Athex Large Cap	---	---	---	---	---	---	2,000	
AEMBOR	ALTER EGO MEDIA (CR)	---	---	---	---	---	---	---	
AIABOR	ATHENS INTL AIRPORT (CR)	2,400	---	---	---	---	---	1,968,870	
ACAGBOR	AUSTRIACARD (CB)	---	---	---	---	---	---	962	
OTOELBOR	AUTOHELLAS SA (CR)	285	---	---	---	---	---	87,827	
AVAXBOR	AVAX S.A. (CR)	4,000	---	---	---	---	---	271,234	
BYLOTBOR	BALLY'S INTRALOT (CR)	---	---	---	---	---	---	38,104,949	
BOCHGRBOR	BANK OF CYPRUS (CR)	---	---	---	---	---	---	974,589	
EEEBOR	CC HBC AG (CR)	50	---	---	---	---	---	109,081	
CENERBOR	CENERGY HOLDINGS (CB)	13,893	---	---	---	---	---	1,462,474	
CREDIABOR	CrediaBank (CR)	778	---	---	---	---	---	3,475,927	
DIMANDBOR	DIMAND (CR)	---	---	---	---	---	---	7,342	
ELLAKTORBOR	ELLAKTOR (CR)	34,821	---	---	---	---	---	100,082	
ELHABOR	ELVALHALCOR (CR)	---	---	---	---	---	---	828,875	
EUROBBOR	EUROBANK (CR)	45,000	---	---	---	---	---	119,179,131	
EXAEBOR	EURONEXT ATHENS (CR)	4,755	---	---	---	---	---	343,370	
EYDAPBOR	EYDAP S.A. (CR)	---	---	---	---	---	---	419,804	
FOYRKBOR	FOURLIS (CR)	2,500	---	---	---	---	---	104,361	
GEKTERNABOR	GEK TERNA (CR)	---	---	---	---	---	---	1,143,975	
SARBOR	GR. SARANTIS S.A. (CR)	2,237	---	---	---	---	---	248,030	
ELPEBOR	HELLENIQ ENERGY (CR)	---	---	---	---	---	---	727,483	
INTEKBOR	IDEAL HOLDINGS (CR)	---	---	---	---	---	---	84,452	
INTRKBOR	INTRACOM HOLDINGS (CR)	---	---	---	---	---	---	249,903	
BELABOR	JUMBO SA (CR)	5,025	---	---	---	---	---	1,099,012	
KRIBOR	KRI-KRI S.A. (CR)	2,999	---	---	---	---	---	50,466	
LAMDABOR	LAMDA DEVELOPMENT SA (CR)	---	---	---	---	---	---	250,532	

## Stock Lending Notes

[1] - Multilateral contracts Lending or Borrowing as per Methods 8-1, 8-2 and 8-3-3 (According to ATHEX BoD Resolution No.17)

[2] - Bilateral Contracts Lending or Borrowing as per Methods 8-3-1 and 8-3-2 & Contracts as per Method 4 (According to ATHEX BoD Resolution No.20)

[3] - The information concerning OTC Stock Borrowing Transactions is based on the statements of the Dematerialised Securities System (DSS) operators involved and refers to volumes that have been registered up until the previous working day.

[4] - Average Price (Volume weighted)

[5] - The Data concerning Open Interest before the start of trading session

Lending Products	Underlying Title	Open Interest[5]	Multilateral Transactions[1]				Bilateral Transactions[2]		Stock Borrowing through OTC (volume)[3]
			Volume(Offered)	Average Weighted	Transactions volume	Average Weighted	Transactions Volume	Average Weighted	Transactions Volume
MTLNBOR	METLEN PLC (CR)	500	---	---	---	---	---	1,598,324	
MIGBOR	MIG (CR)	1,291	---	---	---	---	---	39,913	
MOHBOR	MOTOR OIL (CR)	---	---	---	---	18	1.00%	880,666	
ETEBOR	NATIONAL BANK (CR)	---	---	---	---	---	---	22,604,536	
NOVALBOR	NOVAL PROPERTY REIC (CR)	---	---	---	---	---	---	---	
OPTIMABOR	OPTIMA BANK (CR)	330	---	---	---	---	---	4,766,098	
HTOBOR	OTE (CR)	2,000	---	---	---	---	---	4,562,308	
PPABOR	P.P.A. S.A. (CR)	---	---	---	---	---	---	89,321	
TPEIRBOR	PIRAEUS BANK (CR)	3,000	---	---	---	---	---	13,322,859	
PPCBOR	PPC (CR)	114,605	---	---	5,360	5.49%	---	15,680,218	
PROFBOR	PROFILE SA (CR)	---	---	---	---	---	---	39,526	
QLCOBOR	QUALCO GROUP (CR)	---	---	---	---	---	---	900,044	
QUESTBOR	QUEST HOLDINGS (CR)	3,991	---	---	---	---	---	47,709	
TITCBOR	TITAN (CB)	50	---	---	---	---	---	119,975	
OLTHBOR	TPA SA (CR)	---	---	---	---	---	---	750	
TRESTATESBOR	TRADE ESTATES REIC (CR)	---	---	---	---	---	---	---	
VIOBOR	VIOHALCO SA/IV (CB)	---	---	---	---	---	---	---	

## Stock Lending Notes

[1] - Multilateral contracts Lending or Borrowing as per Methods 8-1, 8-2 and 8-3-3 (According to ATHEX BoD Resolution No.17)

[2] - Bilateral Contracts Lending or Borrowing as per Methods 8-3-1 and 8-3-2 & Contracts as per Method 4 (According to ATHEX BoD Resolution No.20)


[3] - The information concerning OTC Stock Borrowing Transactions is based on the statements of the Dematerialised Securities System (DSS) operators involved and refers to volumes that have been registered up until the previous working day.

[4] - Average Price (Volume weighted)

[5] - The Data concerning Open Interest before the start of trading session

## Sectors codification for listed companies

12003 -	ETF	10101010	Computer Services
10101015	Software	10102030	Computer Hardware
15101010	Telecommunications Equipment	15102015	Telecommunications Services
20101010	Health Care Facilities	20102010	Medical Equipment
20103015	Pharmaceuticals	30101010	Banks
30202000	Diversified Financial Services	30202010	Asset Managers & Custodians
30202015	Investment Services	30204000	Closed End Investments
30302010	Full Line Insurance	30302015	Insurance Brokers
30302025	Property and Casualty Insurance	35101010	Real Estate Holding and Development
35101015	Real Estate Services	35102000	Diversified REITs
35102045	Retail REITs.	40202015	Household Furnishings
40202020	Household Appliance	40203040	Electronic Entertainment
40204020	Clothing & Accessories	40301010	Entertainment
40301030	Publishing	40301035	Radio & TV Broadcasters
40401010	Diversified Retailers	40401020	Apparel Retailers
40401025	Home Improvement Retailers	40401030	Specialty Retailers
40501010	Airlines	40501015	Travel & Tourism
40501020	Casinos & Gambling	40501025	Hotels & Motels
45101015	Distillers & Vintners	45101020	Soft Drinks
45102010	Farming Fishing Ranching & Plantations	45102020	Food Products
45103010	Tobacco	45201010	Food Retailers & Wholesalers
45201020	Personal Products	50101010	Construction
50101020	Building Roof/Wallboard and Plumbing	50101030	Cement
50101035	Building Materials: Other	50202010	Electrical Components
50203015	Plastics	50203030	Containers & Packaging
50204000	Machinery: Industrial	50204020	Machinery: Construction & Handling
50205010	Industrial Suppliers	50205020	Back Office Support HR & Consulting
50205030	Forms & Bulk Printing Services	50206015	Commercial Vehicles & Parts
50206030	Marine Transportation	50206060	Transportation Services
55101000	Diversified Materials	55101020	Textile Products
55102000	General Mining	55102010	Iron & Steel
55102015	Metal Fabricating	55102035	Aluminum
60101020	Oil Refining and Marketing	65101010	Alternative Electricity
65101015	Conventional Electricity	65102000	Multi-Utilities
65102030	Water		



[euronext.com](https://www.euronext.com)