

Euronext Athens

**Ημερήσιο Δελτίο Συναλλακτικής
Δραστηριότητας**

Daily Official List of Trading Activity



EURONEXT

Disclaimer:

This publication is for information purposes only and is not a recommendation to engage in investment activities. This publication is provided "as is" without representation or warranty of any kind. Whilst all reasonable care has been taken to ensure the accuracy of the content, Euronext does not guarantee its accuracy or completeness. Euronext will not be held liable for any loss or damages of any nature ensuing from using, trusting or acting on information provided. No information set out or referred to in this publication shall form the basis of any contract. The creation of rights and obligations in respect of financial products that are traded on the exchanges operated by Euronext's subsidiaries shall depend solely on the applicable rules of the market operator. All proprietary rights and interest in or connected with this publication shall vest in Euronext. No part of it may be redistributed in any form without the prior written permission of Euronext. Euronext refers to Euronext N.V. and its affiliates. Information regarding trademarks and intellectual property rights of Euronext is located at www.euronext.com/terms-use

©2026, Euronext N.V. – All rights reserved

You acknowledge and agree that the Company is the owner of any property rights related to any Information appearing on the Daily Official List including intellectual property rights copyright, trademarks, etc.

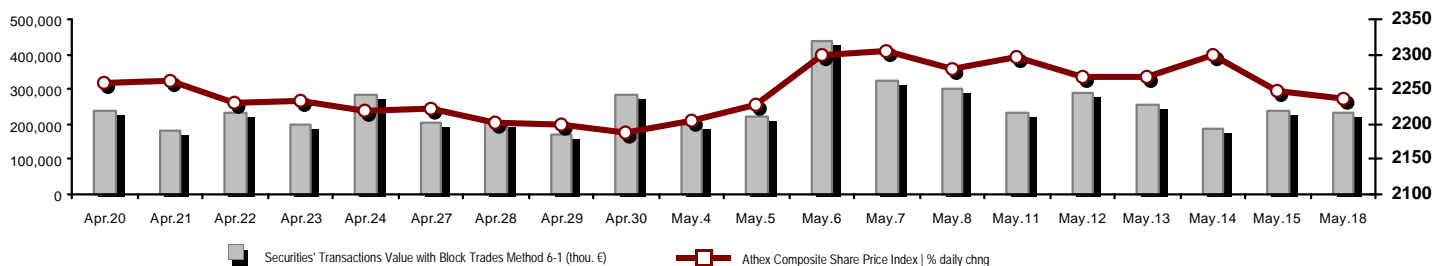
EURONEXT ATHENS HOLDING S.A.

110 Athinon Ave., 10442 Athens, Tel: (210) 33.66.800, Fax: (210) 32.13.938

<https://athens.euronext.com>

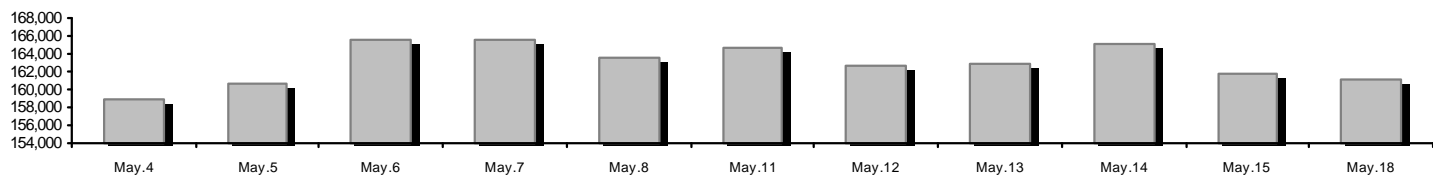
Summary of Markets

Athex Composite Share Price Index vs Shares and Derivatives Transactions Value



Euronext Athens Capitalisation (mill. €)**:	161,033.62	Derivatives Total Open Interest	1,869,732
Daily change: mill. € %	-807.19 -0.50%	in Index Futures % daily chng	9,618 -5.69%
Yearly Avg Capitalisation: mill. € % chng prev year Avg	155,291.71 21.62%	in Stock Futures % daily chng	1,855,104 0.03%
Athex Composite Share Price Index % daily chng	2,236.24 -0.47%	in Index Options % daily chng	1,146 -69.64%
Athex Composite Share Price Index Capitalisation (mill. €)	150,667.39	in Stock Options % daily chng	3,864 -14.13%
Daily change (mill. €)	-893.09		
Securities' Transactions Value with Block Trades Method 6-1 (t	234,799.33	Derivatives Contracts Volume:	34,592
Daily change: %	-4,000.87 -1.68%	Daily change: pieces %	10,721 44.91%
YtD Avg Trans. Value: thou. € % chng prev year Avg	341,093.63 57.86%	YtD Avg Derivatives Contracts % chng prev year Avg	74,656 29.66%
Blocks Transactions Value of Method 6-1 (thou. €)	16,238.02	Derivatives Trades Number:	2,233
Blocks Transactions Value of Method 6-2 & 6-3 (thou. €)	0.00	Daily change: number %	-259 -10.39%
Bonds Transactions Value (thou.€)	1,751.89	YtD Avg Trades number % chng prev year Avg	2,977 34.62%
Securities' Transactions Volume with Block Trades Method 6-1 (tho	33,306.78	Lending Total Open Interest	256,279
Daily change: thou. pieces %	2,614.32 8.52%	Daily change: pieces %	7,927 3.19%
YtD Avg Volume: % chng prev year Avg	52,093.73 24.96%	Lending Volume (Multilateral/Bilateral)	2,025
Blocks Transactions Volume of Method 6-1 (thou. Pieces)	2,807.75	Daily change: pieces %	-11,102
Blocks Transactions Volume of Method 6-2 & 6-3 (thou. Pieces)	0.00	Multilateral Lending	2,025
Bonds Transactions Volume	1,766,000	Bilateral Lending	0
Securities' Trades Number with Block Trades Method 6-1	64,009	Lending Trades Number:	1
Daily change: number %	-2,463 -3.71%	Daily change: %	-12
YtD Avg Trades number % chng prev year Avg	75,008 49.69%	Multilateral Lending Trades Number	1
Number of Blocks Method 6-1	19	Bilateral Lending Trades Number	0
Number of Blocks Method 6-2 & 6-3	0		
Number of Bonds Transactions	216		

Euronext Athens Capitalisation (mill. €)**



Daily Fluctuation of Athex Composite Share Price Index



Athex Indices

Index name	18/05/2026	15/05/2026	pts.	%	Min	Max	Year min	Year max	Year change
Athex Composite Share Price Index	2,236.24	2,246.82	-10.58	-0.47%	2,218.68	2,246.82	1,998.09	2,407.09	5.45% #
Athex Composite Index Total Return Index	4,441.04	4,462.05	-21.01	-0.47%	4,406.18	4,462.05	3,942.63	4,745.66	6.25% #
Athex ESG Index	2,652.47	2,665.05	-12.58	-0.47%	2,630.93	2,665.05	2,361.87	2,867.98	6.00% #
ATHEX Small Cap Price Index	2,459.91	2,497.90	-37.99	-1.52%	2,444.77	2,497.90	2,193.29	2,627.20	-3.49% #
ATHEX EN.A. Growth Price Index	16,344.99	16,427.40	-82.41	-0.50%	16,169.77	16,479.80	16,134.09	20,788.55	-17.39% #
FTSE/Athex Large Cap	5,671.02	5,695.09	-24.07	-0.42%	5,621.75	5,695.09	5,057.48	6,153.73	5.98% #
FTSE/Athex Mid Cap Index	2,947.24	2,971.40	-24.16	-0.81%	2,937.66	2,971.40	2,510.28	2,991.42	4.33% #
FTSE/ATHEX High Dividend Yield Index	4,633.97	4,660.72	-26.75	-0.57%	4,621.38	4,660.72	4,495.63	5,149.57	-6.24% #
FTSE/Athex Market Index	1,337.49	1,343.83	-6.34	-0.47%	1,325.56	1,343.83	1,190.89	1,449.15	6.06% #
FTSE/Athex Banks	2,518.29	2,536.60	-18.31	-0.72%	2,478.94	2,536.60	2,143.30	2,859.37	9.78% #
FTSE/ATHEX TECHNOLOGY & TELECOMMUNICAT	7,122.63	7,144.28	-21.65	-0.30%	7,047.88	7,144.28	6,027.65	7,144.28	5.14% #
FTSE/ATHEX HEALTH CARE	6,261.07	6,390.46	-129.39	-2.02%	6,261.07	6,390.46	4,884.62	6,600.67	23.22% #
FTSE/ATHEX FINANCIAL SERVICES	11,777.32	11,862.19	-84.87	-0.72%	11,594.04	11,862.19	10,029.11	13,356.35	9.79% #
FTSE/ATHEX REAL ESTATE	5,339.05	5,395.89	-56.84	-1.05%	5,336.89	5,395.89	5,093.00	5,898.28	-4.94% #
FTSE/ATHEX CONSUMER DISCRETIONARY	4,443.38	4,476.48	-33.10	-0.74%	4,431.51	4,480.46	4,431.51	5,876.98	-23.92% #
FTSE/ATHEX CONSUMER STAPLES	9,770.79	9,756.49	14.30	0.15%	9,653.72	9,831.03	8,640.95	10,243.39	10.87% #
FTSE/ATHEX INDUSTRIALS	12,210.80	12,283.24	-72.44	-0.59%	12,076.60	12,283.24	10,051.45	12,776.62	21.48% #
FTSE/ATHEX BASIC MATERIALS	12,974.74	13,499.42	-524.68	-3.89%	12,967.95	13,499.42	8,778.94	13,696.17	36.20% #
FTSE/ATHEX ENERGY & UTILITIES	7,064.26	7,059.36	4.90	0.07%	6,979.10	7,122.97	6,127.28	7,506.29	2.72% #
Athex All Share Index	510.67	513.81	-3.14	-0.61%	510.67	510.67	460.14	542.74	5.45% #
Hellenic Mid & Small Cap Index	3,182.38	3,214.09	-31.71	-0.99%	3,173.92	3,214.09	2,761.30	3,248.49	9.92% #
FTSE/Athex Large Cap Total Return	10,220.30	10,263.68	-43.38	-0.42%			9,100.35	11,012.64	6.75% #
FTSE/Athex Mid Cap Total Return	4,251.74	4,286.59	-34.85	-0.81%			3,625.91	4,308.60	4.90% #
MSCI GREECE REBASED	8,834.96	8,894.11	-59.15	-0.67%	8,720.57	8,894.11	7,755.87	10,138.65	3.16% #
Hellenic Corporate Bond Index	144.31	144.58	-0.28	-0.19%			143.28	145.27	-0.04% #
Hellenic Corporate Bond Price Index	92.60	92.79	-0.19	-0.20%			92.37	93.97	-1.42% #

Note 1: FTSE/Med 100, Hellenic Corporate Bond Price Index and Hellenic Corporate Bond Index closing prices refer to the previous trading day of 14/05/2026.

Note 2: The Hellenic Mid & Small Cap Index is a Customized index calculated by the Athens Exchange.

Analytic Figures for Athex Market's Boards and Categories

	Total Traded Securities	Main Market	Surveillance	Exchange Traded Funds (ETFs)
Totals	124	122	1	1
Gain / Lose / Same:	28 / 78 / 18	28 / 77 / 17	0 / 0 / 1	0 / 1 / 0
Euronext Athens Capitalisation (mill. €)	161,033.62	161,030.91	2.71	
Daily Average Trans/ons Value(thou.€)	341,093.63	341,005.45	4.25	426.55
Transactions Value	234,799.33	234,613.94	0.14	185.25
Main Board:	218,561.31	218,375.92	0.14	185.25
Blocks Board 6_2_3:	16,238.02	16,238.02	0.00	0.00
Forced Sales Board:	0.00	0.00	0.00	0.00
Special Terms Board:	0.00	0.00	0.00	0.00
Daily Average Transactions Volume	52,093,727	52,131,017	4,514	7,496
Transactions Volume	33,306,784	33,303,056	500	3,228
Main Board:	30,499,031	30,495,303	500	3,228
Blocks Board 6_2_3:	2,807,753	2,807,753	0	0
Forced Sales Board:	0	0	0	0
Special Terms Board:	0	0	0	0
Daily Average Number of Trades	75,008	74,848	9	153
Number of Trades	64,009	63,900	1	108
Main Board:	63,990	63,881	1	108
Blocks Board 6_2_3:	19	19	0	0
Forced Sales Board:	0	0	0	0
Special Terms Board:	0	0	0	0

Trading Details by Euronext Athens Sectors and Financial Instruments (ETFs)

Code	Sectors	Gain / Lose / Same	Number of Trades	Transactions Volume	Transactions Value	% of Total Trans. Value
3010	- Banks	2 / 6 / 0	26,394	21,757,533	126,886,268.44	54.04%
5510	- Basic Resources	1 / 10 / 2	2,988	658,833	6,025,198.02	2.57%
5010	- Construction & Materials	1 / 10 / 0	5,925	1,518,404	17,676,356.98	7.53%
4020	- Consumer Products & Services	1 / 2 / 0	62	15,137	41,179.89	0.02%
6010	- Energy	1 / 3 / 0	2,853	317,715	5,786,339.20	2.46%
12000	- Financial Instruments	0 / 1 / 0	108	3,228	185,254.68	0.08%
3020	- Financial Services	2 / 1 / 1	256	33,576	241,087.40	0.10%
4510	- Food Beverage & Tobacco	1 / 2 / 2	545	63,004	2,089,680.65	0.89%
2010	- Health Care	1 / 2 / 0	278	358,358	583,801.75	0.25%
5020	- Industrial Goods & Services	3 / 10 / 5	3,054	562,773	7,672,163.70	3.27%
3030	- Insurance	1 / 1 / 0	148	66,851	179,288.59	0.08%
4030	- Media	1 / 1 / 1	307	152,386	752,215.11	0.32%
4520	- Personal Care, Drug & Grocery Stores	1 / 1 / 0	202	10,991	123,102.59	0.05%
3510	- Real Estate	2 / 8 / 2	1,963	921,124	2,935,070.27	1.25%
4040	- Retail	3 / 5 / 2	2,457	625,531	9,532,372.71	4.06%
1010	- Technology	2 / 7 / 3	1,871	537,160	3,519,798.54	1.50%
1510	- Telecommunications	1 / 1 / 0	1,613	234,924	4,371,735.66	1.86%
4050	- Travel & Leisure	1 / 5 / 0	5,863	3,717,490	12,023,552.36	5.12%
6510	- Utilities	3 / 2 / 0	7,122	1,751,766	34,174,868.21	14.55%

Top 10 best & worst performing Shares

Main Market

With positive Price change	Closing price	change	With negative Price change	Closing price	change
ELVE SA (CR)	6.1	7.96% #	TRASTOR REAL EST. INV. CO.(CR)	1.11	-9.76% €
INTERWOOD-XYLEMPORIA (CR)	0.284	6.37% #	ELVALHALCOR (CR)	5.23	-6.44% €
AS COMPANY SA (CR)	4.64	4.04% #	DOMIKI KRITIS SA (CR)	2.9	-4.92% €
Y/KNOT (CR)	1.415	3.66% #	ALUMIL (CR)	5.75	-4.64% €
MEDICON S.A (CR)	2.61	2.76% #	KEKROPS SA (CR)	1.87	-4.35% €
PPC (CR)	20.22	2.38% #	REVOIL (CR)	1.565	-4.28% €
GEN. COMMERCIAL & IND.SA (CR)	2.25	1.81% #	IKTINOS HELLAS SA (CR)	0.36	-4.13% €
BANK OF CYPRUS (CR)	9.47	1.55% #	P.P.A. S.A. (CR)	36.45	-4.08% €
EURONEXT ATHENS (CR)	7.1	1.43% #	ELLAKTOR (CR)	1.38	-3.90% €
PRODEA (CR)	5.65	0.89% #	ATHENS MEDICAL CENTER SA (CR)	1.76	-3.82% €
With the highest Transactions Value	Value (thou. €)	change	With the highest Transactions Volume	Volume	change
NATIONAL BANK (CR)	45,452.68	-0.36% €	ALPHA BANK (CR)	5,470,533	-0.39% €
PIRAEUS BANK (CR)	31,678.04	-1.59% €	EUROBANK (CR)	5,237,625	-1.59% €
PPC (CR)	25,178.49	2.38% #	PIRAEUS BANK (CR)	3,879,745	-1.59% €
ALPHA BANK (CR)	19,404.92	-0.39% €	NATIONAL BANK (CR)	3,338,533	-0.36% €
EUROBANK (CR)	19,196.76	-1.59% €	CrediaBank (CR)	3,084,064	-1.27% €
GEK TERNA (CR)	11,634.10	-0.29% €	BALLY'S INTRALOT (CR)	2,155,235	-0.62% €
JUMBO SA (CR)	8,450.14	0.37% #	PPC (CR)	1,247,740	2.38% #
METLEN PLC (CR)	7,502.61	-1.44% €	Y/KNOT (CR)	827,738	3.66% #
Allwyn AG (CR)	7,160.59	-1.51% €	Allwyn AG (CR)	607,106	-1.51% €
CENERGY HOLDINGS (CB)	5,791.85	-0.96% €	ELVALHALCOR (CR)	423,583	-6.44% €

Note: Stocks that are not included in the "Under Supervision" category, and the transactions value is more than 10,000 €.

Derivatives Summary

	Number of Trades	Volume	Open Interest
Index Futures	144	589	9,618
FTSE/Athex Banks	3	115	3,434
FTSE/Athex Large Cap	137	434	6,184
MSCI GREECE REBASED	4	40	0
Stock Futures	2,069	33,756	1,855,104
ADMIE (IPTO) HOLDING S.A. (CR)	46	786	10,430
AEGEAN AIRLINES (CR)	18	45	2,974
AKTOR S.A. HOLDING CO. (CR)	10	1,120	101,131
Allwyn AG (CR)	42	133	10,566
ALPHA BANK (CR)	206	5,926	64,292
ATHENS INTL AIRPORT (CR)	2	10	293
AUTOHELLAS SA (CR)	0	0	123
AVAX S.A. (CR)	56	188	2,825
BALLY'S INTRALOT (CR)	28	10,082	1,345,962
BANK OF CYPRUS (CR)	9	111	997
CC HBC AG (CR)	3	4	411
CENERGY HOLDINGS (CB)	60	453	3,153
CrediaBank (CR)	132	3,714	92,003
ELLAKTOR (CR)	2	3	1,663
ELVALHALCOR (CR)	110	652	4,158
EUROBANK (CR)	167	3,463	38,741
EURONEXT ATHENS (CR)	2	5	334
EYDAP S.A. (CR)	10	58	13,374
FOURLIS (CR)	12	57	3,017
GEK TERNA (CR)	14	70	5,085
HELLENIQ ENERGY (CR)	19	121	3,829
INTRACOM HOLDINGS (CR)	42	335	14,090
JUMBO SA (CR)	15	36	6,517
LAMDA DEVELOPMENT SA (CR)	93	527	26,142
METLEN PLC (CR)	109	245	15,549
MIG (CR)	0	0	185
MOTOR OIL (CR)	2	2	377
NATIONAL BANK (CR)	110	491	15,697
OPTIMA BANK (CR)	3	8	513
OTE (CR)	6	6	863
P.P.A. S.A. (CR)	0	0	42
PIRAEUS BANK (CR)	337	2,917	49,630
PPC (CR)	309	1,714	17,001
QUEST HOLDINGS (CR)	1	4	231
TITAN (CB)	24	67	742
VIOHALCO SA/NV (CB)	70	403	2,164
Index Options	13	156	1,146
FTSE/Athex Large Cap	13	156	1,146
Stock Options	7	91	3,864
Allwyn AG (CR)	0	0	100
ALPHA BANK (CR)	0	0	2,010
NATIONAL BANK (CR)	0	0	334
OTE (CR)	1	15	153
PIRAEUS BANK (CR)	0	0	910
PPC (CR)	6	76	357
Total Derivatives Traded	2,233	34,592	1,869,732

Number of Outstanding Securities	Nominal Value	Dividends [1]			Date of Last Coupon		Note	Shares	Closing price	% change	Previous closing price/date	Open price	Price min	Price max	Last price	Avg price	Last Bid [7]	Last Ask [7]	P/E after tax	Year	Volume	Trades	Transactions Value[8]	Company Mkt Value (thou. €)	Year low	Year high	Sector[4]	
806,782,473	0.300	1.6123	1.4029	0.5	08/04/2026	25/06/2024	---	Allwyn AG (CR)	11.765	-1.51	€ 11.945	15/05/2026	11.9	11.72	11.905	11.765	11.795	2210@11.78	600@11.79	---	---	607,106	3,842	7,160,592.08	9,491,795.79	11.72	19.0367	40501020
2,315,261,358	0.290	0.026	0.0303	0.0485	01/12/2025	18/04/2017	---	ALPHA BANK (CR)	3.556	-0.39	€ 3.57	15/05/2026	3.52	3.489	3.597	3.556	3.547	14164@3.55	10243@3.58	---	---	5,470,533	4,689	19,404,920.05	8,233,069.39	2.95	4.489	30101010
58,492,542	1.00	---	0.1	---	23/06/2025	27/01/2025	---	ALTER EGO MEDIA (CR)	5.48	-3.35	€ 5.67	15/05/2026	5.63	5.48	5.68	5.48	5.578	410@5.47	400@5.54	---	---	133,364	282	743,961.06	320,539.13	4.88	6.425	40301035
36,353,868	1.00	0.1	0.11	---	01/07/2025	21/08/2023	---	AUSTRIACARD (CB)	9.5	---	9.5	15/05/2026	9.5	9.48	9.51	9.5	9.499	4815@9.50	2592@9.51	---	---	203,368	342	1,931,793.96	345,361.75	6.04	9.6	10101010
48,624,764	0.080	0.7	0.85	0.85	24/04/2026	05/12/2022	---	AUTOHELLAS SA (CR)	10.74	-1.10	€ 10.86	15/05/2026	10.74	10.54	10.74	10.74	10.634	2050@10.60	203@10.74	---	---	23,504	315	249,945.72	522,229.97	10.54	13.44	40401030
1,867,802,694	0.300	---	---	---	30/05/2013	10/10/2023	---	BALLY'S INTRALOT (CR)	1.13	-0.62	€ 1.137	15/05/2026	1.137	1.117	1.137	1.13	1.129	940@1.13	6287@1.13	---	---	2,155,235	496	2,432,932.57	2,110,617.04	0.822	1.154	40501020
435,686,031	0.100	---	0.48	0.2	22/09/2025	23/09/2024	---	BANK OF CYPRUS (CR)	9.47	1.55	# 9.325	15/05/2026	9.32	9.315	9.475	9.47	9.395	1000@9.42	75@9.48	---	---	387,193	1,199	3,637,699.72	4,125,946.71	7.94	9.975	30101010
212,384,903	0.08	0.14	---	---	24/06/2025	07/12/2016	---	CENERGY HOLDINGS (CB)	24.78	-0.96	€ 25.02	15/05/2026	24.8	23.98	24.8	24.78	24.263	11@24.76	1731@24.80	---	2025	238,709	1,642	5,791,849.22	5,262,897.90	15.12	26.22	50202010
373,239,562	6.70	0.93	1.03	1.2	14/05/2026	29/04/2013	---	CC HBC AG (CR)	47.85	0.52	# 47.6	15/05/2026	47.7	47.2	47.95	47.85	47.578	543@47.85	8@47.95	---	---	19,575	188	931,346.50	7,859,513.04	42.5	55.75	45101020
1,993,012,407	0.050	---	---	---	04/06/2008	16/10/2024	---	CrediaBank (CR)	1.24	-1.27	€ 1.256	15/05/2026	1.246	1.232	1.266	1.24	1.244	3@1.24	44959@1.24	---	---	3,084,064	2,521	3,837,343.45	2,471,335.38	0.871	1.722	30101010
3,631,510,801	0.220	0.0933	0.105	0.0468	06/11/2025	20/05/2019	---	EUROBANK (CR)	3.662	-1.59	€ 3.721	15/05/2026	3.7	3.625	3.7	3.662	3.665	5000@3.66	100@3.68	---	---	5,237,625	4,856	19,196,755.98	3,298,592.55	3.162	4.392	30101010
51,889,670	1.00	0.12	0.15	---	27/06/2025	23/07/2019	---	FOURLIS (CR)	4.6	-2.75	€ 4.73	15/05/2026	4.64	4.6	4.8	4.6	4.676	250@4.57	3000@4.70	---	---	94,697	278	442,837.48	238,692.48	4.04	4.98	40401010
305,635,185	2.18	0.9	0.75	0.2	19/01/2026	01/10/2003	---	HELLENIO ENERGY (CR)	9.97	0.81	# 9.89	15/05/2026	9.9	9.85	9.97	9.97	9.911	27@9.96	2201@9.98	---	---	164,516	818	1,630,463.83	3,047,182.79	8.4	10.4	60101020
83,600,000	0.690	0.0504	0.1209	---	22/09/2025	02/07/2024	---	INTRACOM HOLDINGS (CR)	3.54	0.86	# 3.51	15/05/2026	3.51	3.45	3.54	3.54	3.486	6@3.53	890@3.55	---	---	87,703	360	305,763.67	295,944.00	2.685	3.85	10101010
134,365,561	0.880	1.4726	0.5063	---	23/03/2026	05/03/2014	---	JUMBO SA (CR)	21.62	0.37	# 21.54	15/05/2026	21.68	21.4	21.74	21.62	21.627	4420@21.60	100@21.70	---	---	390,730	1,554	8,450,135.38	2,904,983.43	21.22	28.7	40401010
176,736,715	0.300	---	---	---	30/05/2007	27/11/2019	---	LAMDA DEVELOPMENT SA (CR)	5.98	-1.48	€ 6.07	15/05/2026	6.07	5.98	6.08	5.98	6.019	1277@5.98	56@5.99	---	---	317,991	1,141	1,913,843.16	1,056,885.56	5.85	7.76	35101010
169,043,561	0.300	---	0.02	---	17/07/2025	28/11/2022	---	LAVIPHARM SA (CR)	1.582	-2.35	€ 1.62	15/05/2026	1.6	1.572	1.618	1.582	1.611	6650@1.58	600@1.60	---	---	341,118	186	549,532.50	267,426.91	0.937	1.724	20103015
143,022,980	1.00	---	---	---	04/08/2025	---	---	METLEN PLC (CR)	38.42	-1.44	€ 38.98	15/05/2026	38.3	38.02	38.72	38.42	38.389	264@38.40	74@38.46	---	---	195,435	1,793	7,502,607.88	5,494,942.89	31.9	47.68	65102000
126,502,434	0.500	0.0304	0.0302	---	15/05/2025	28/07/2021	---	PREMIA (CR)	1.384	0.14	# 1.382	15/05/2026	1.382	1.374	1.388	1.384	1.384	1455@1.38	880@1.39	---	---	349,609	218	483,719.29	175,079.37	1.236	1.49	35102000
24,823,934	0.230	0.049	0.0647	---	01/07/2025	08/06/2022	---	PROFILE SA (CR)	7.06	-1.67	€ 7.18	15/05/2026	7.22	7.06	7.22	7.06	7.109	400@7.05	500@7.19	---	---	34,254	153	243,505.77	175,256.97	6	8.12	10101010
70,029,804	1.00	---	---	---	15/05/2025	---	---	QUALCO GROUP (CR)	5.75	0.52	# 5.72	15/05/2026	5.68	5.68	5.75	5.75	5.701	705@5.69	3000@5.77	---	---	43,399	177	247,406.53	402,671.37	5.08	6.73	10101015
35,377,749	0.280	---	---	---	18/07/2005	22/12/2025	---	QUALITY & RELIABILITY SA (CR)	1.17	-1.68	€ 1.19	15/05/2026	1.19	1.138	1.19	1.17	1.162	98@1.15	450@1.18	---	---	66,092	273	76,786.54	41,391.97	1	1.43	10101010
78,325,475	0.85	3	---	---	30/06/2025	23/07/2019	---	TITAN (CB)	47.68	-0.17	€ 47.76	15/05/2026	47.3	46.86	47.68	47.68	47.442	7@47.36	8@47.70	---	---	31,304	769	1,485,136.50	3,734,558.65	42.6	59	50101030
259,189,761	0.12	0.16	---	---	24/06/2025	26/02/2016	---	VIOHALCO SA/NV (CB)	18.3	-1.82	€ 18.64	15/05/2026	18.44	18.22	18.8	18.3	18.38	180@18.30	282@18.46	---	---	194,847	1,351	3,581,334.00	4,743,172.63	11.4	19.2	55102015
148,321,516	0.300	0.03	0.07	---	02/09/2025	22/01/2020	---	AVAX S.A. (CR)	3.56	-1.52	€ 3.615	15/05/2026	3.55	3.54	3.61	3.56	3.571	15@3.56	1215@3.57	---	---	320,367	542	1,143,897.83	528,024.60	2.79	3.735	50101010
232,000,000	2.12	0.0582	0.1207	0.1207	25/09/2025	19/06/2017	---	ADMIE (IPTO) HOLDING S.A. (CR)	3.25	0.46	# 3.235	15/05/2026	3.22	3.195	3.345	3.25	3.244	113@3.25	1@3.26	---	2025	228,431	420	740,947.64	754,000.00	2.76	3.395	65101015
90,167,100	0.500	0.7515	0.8041	0.903	28/04/2026	24/05/2021	---	AEGEAN AIRLINES (CR)	10.84	-2.17	€ 11.08	15/05/2026	11.08	10.81	11.1	10.84	10.86	103@10.84	6@10.85	---	---	114,452	824	1,242,976.55	977,411.36	10.8	15.36	40501010
204,002,463	0.300	---	---	---	12/08/2008	07/01/2025	---	AKTOR S.A. HOLDING CO. (CR)	10.74	-0.56	€ 10.8	15/05/2026	10.8	10.48	10.8	10.74	10.652	871@10.72	897@10.74	---	---	214,741	451	2,287,488.92	2,190,986.45	9.25	11.7	50101010
103,423,291	0.570	---	0.4134	---	25/06/2025	28/08/2024	---	GEK TERNA (CR)	41	-0.29	€ 41.12	15/05/2026	41.12	40.5	41.38	41	40.969	817@40.98	301@41.20	---	---	283,971	2,897	11,634,104.90	4,240,354.93	25.28	43.44	50101010
369,270,000	2.48	0.25	0.4	---	21/07/2025	12/12/2001	---	PPC (CR)	20.22	2.38	# 19.75	15/05/2026	19.71	19.43	20.58	20.22	20.179	148@20.12	6066@20.24	---	---	1,247,740	4,401	25,178,488.96	7,466,639.40	16.28	20.7	65101015
318,197,805	1.00	0.33	0.7862	0.6621	22/04/2026	07/02/2024	---	ATHENS INTL AIRPORT (CR)	9.99	0.20	# 9.97	15/05/2026	9.99	9.895	10.01	9.99	9.946	122@9.97	2@10.00	---	2025	75,868	551	754,578.00	3,178,796.07	9.6705	11.9882	50206060
914,715,153	1.00	0.3643	0.4442	0.221	10/11/2025	29/08/2018	---	NATIONAL BANK (CR)	13.75	-0.36	€ 13.8	15/05/2026	13.555	13.355	13.8	13.75	13.615	1376@13.75	685@13.77	---	---	3,338,533	6,605	45,452,677.30	2,577,333.35	12.06	16.005	30101010
27,728,682	0.260	(0.06)	0.065	---	14/07/2025	24/07/2024	---	EKTER SA (CR)	4.46	-1.87	€ 4.545	15/05/2026	4.4	4.4	4.56	4.46	4.519	800@4.45	1000@4.47	---	---	139,078	259	628,468.88	123,669.92	3.28	4.64	50101010
375,241,586	0.390	0.04	0.0901	---	26/06/2025	14/07/2006	---	ELVALHALCOR (CR)	5.23	-6.44	€ 5.59	15/05/2026	5.45	5.23	5.45	5.23	5.317	112@5.22	35@5.24	---	---	423,583	1,418	2,252,068.60	1,962,513.49	3.21	5.63	55102015
348,192,005	0.040	---	---	0.5029	22/12/2025	24/03/2025	---	ELLAKTOR (CR)	1.38	-3.90	€ 1.436	15/05/2026	1.39	1.38	1.414	1.38	1.393	15740@1.38	1933@1.39	---	---	189,651	556	264,267.87	480,504.97	1.134	1.516	50101010
106,500,000	0.600	0.1	0.07	---	22/07/2025	13/09/2021	---	EYDAP S.A. (CR)	10.3	0.78	# 10.22	15/05/2026	10.3	10.18	10.38	10.3	10.282	28@10.22	211@10.30	---	---	68,253	439	701,760.14	1,096,950.00	7.02	10.7	65102030
110,782,980	0.750	1.8415	1.4337	0.3579	23/12/2025	04/11/2013	---	MOTOR OIL (CR)	34.88	-1.91	€ 35.56	15/05/2026	35.56	34.88	36.02	34.88	35.364	291@34.88	100@35.46	---	---	115,745	1,907	4,093,167.28	3,864,110.34	28.82	40	60101020
403,853,127	2.83	0.7216	0.8434	---	22/12/2025	18/06/1998	---	OTE (CR)	18.75	-0.58	€ 18.86	15/05/2026	18.63	18.47	18.79	18.75	18.662	27@18.74	72@18.76	---	---	233,891	1,592	4,364,969.80	7,572,246.13	1		

Daily Official List

Year: 147 Trading Day No: 89

Section 2: Analytic Figures of Shares Transactions

Monday, 18 May, 2026

Number of Outstanding Securities	Nominal Value	Dividends [1]			Date of Last Coupon		Note	Shares	Closing price	% change	Previous closing price/date	Open price	Price min	Price max	Last price	Avg price	Last Bid [7]	Last Ask [7]	P/E after tax	Year	Volume	Trades	Transactions Value[8]	Company Mkt Value (thou. €)	Year low	Year high	Sector[4]	
2023	2024	2025	Dividend [2]	Right																								
63,700,000	0.780	0.2313	0.3139	0.3952	04/05/2026	13/06/2018	---	GR. SARANTIS S.A. (CR)	15.06	0.13 #	15.04	15/05/2026	14.9	14.88	15.2	15.06	14.998	5@14.94	1000@15.20	---	---	7,314	164	109,691.98	959,322.00	12.92	15.74	45201020
221,322,426	1.15	(0.1467)	(0.19)	---	23/06/2025	09/07/2025	---	OPTIMA BANK (CR)	10.19	0.30 #	10.16	15/05/2026	9.94	9.94	10.35	10.19	10.187	34@10.18	624@10.20	---	---	357,003	1,482	3,636,784.48	2,255,275.52	7.59	10.35	30101010
1,235,953,028	0.930	0.0632	---	---	10/07/2024	03/06/2025	---	PIRAEUS BANK (CR)	8.168	-1.59 €	8.3	15/05/2026	8.22	8.042	8.268	8.168	8.165	13063@8.17	544@8.18	---	---	3,879,745	4,996	31,678,043.06	10,095,264.33	6.53	8.99	30101010
Main Market - Medium Liquidity Class																												
13,126,020	0.660	0.1376	0.1713	---	16/12/2025	04/09/2020	---	AS COMPANY SA (CR)	4.64	4.04 #	4.46	15/05/2026	4.445	4.41	4.675	4.64	4.522	50@4.60	245@4.64	---	---	50,567	125	228,643.93	60,904.73	3.62	4.675	40401030
14,000,000	1.95	0.26	0.5	---	24/06/2025	26/03/2024	---	ALPHA REAL ESTATE (CR)	7.3	-1.35 €	7.4	15/05/2026	7.36	7.28	7.38	7.3	7.374	360@7.30	50@7.38	---	---	3,070	47	22,637.40	102,200.00	6.94	7.58	35101015
3,150,744	0.360	0.563	0.5842	---	27/05/2025	02/06/2020	---	ALPHA TRUST HOLDINGS (CR)	19.9	---	19.9	15/05/2026	19.9	19.9	19.9	19.9	19.9	112@19.80	80@19.90	---	---	800	8	15,920.00	62,699.81	11.9	20	30202010
243,164,193	0.300	0.07	0.07	---	12/09/2025	05/12/2023	---	ATTICA HOLDINGS (CR)	1.59	-0.50 €	1.598	15/05/2026	1.588	1.556	1.592	1.59	1.579	500@1.58	310@1.59	---	---	12,841	57	20,273.66	386,631.07	1.5	2.06	40501015
178,157,803	0.040	---	---	---	01/07/2008	21/02/2020	---	AVE (CR)	0.432	0.70 #	0.429	15/05/2026	0.433	0.427	0.438	0.432	0.43	500@0.427	886@0.432	---	---	18,925	22	8,132.59	76,964.17	0.423	0.49	40301010
47,149,827	2.10	---	0.135	0.2	06/05/2026	27/12/2024	---	BRIQ PROPERTIES (CR)	3.06	---	3.06	15/05/2026	3.06	3.05	3.07	3.05	3.06	8172@3.05	7@3.06	---	---	14,518	39	44,419.09	144,278.47	2.86	3.16	35102000
101,123,806	0.360	---	---	---	22/07/2010	28/06/2011	---	CENTRIC HOLDINGS (CR)	0.308	-3.14 €	0.318	15/05/2026	0.311	0.308	0.316	0.308	0.31	500@0.307	1000@0.310	---	---	8,620	30	2,669.37	31,146.13	0.276	0.42	40203040
784,500	10.00	0.5008	0.4	0.15	02/12/2025	31/07/2018	---	CNL CAPITAL (CR)	6.7	---	6.7	15/05/2026	---	---	---	---	---	100@6.65	100@6.75	---	2025	---	---	---	5,256.15	6.3	7.6	30202010
10,567,700	0.300	---	---	---	06/10/2005	13/02/2002	---	CPI SA (CR)	0.55	-1.08 €	0.556	15/05/2026	0.524	0.524	0.55	0.55	0.549	200@0.528	310@0.550	---	---	210	4	115.24	5,812.24	0.442	0.646	10102030
18,680,300	0.050	---	---	---	06/07/2022	---	---	DIMAND (CR)	13	-0.38 €	13.05	15/05/2026	12.95	12.85	13.05	13	12.936	100@12.85	67@13.00	---	---	9,356	64	121,031.45	242,843.90	10.95	13.5	35101010
15,583,480	0.100	---	0.04	---	07/07/2025	02/02/2026	---	E.I.N.S. (CR)	1.784	-1.76 €	1.816	15/05/2026	1.802	1.76	1.806	1.784	1.789	1949@1.78	1@1.79	---	---	61,260	114	109,623.87	27,800.93	1.38	2.115	50205020
60,348,000	0.420	0.2504	0.3025	---	23/06/2025	04/08/2021	---	EURONEXT ATHENS (CR)	7.1	1.43 #	7	15/05/2026	6.95	6.95	7.1	7.1	7.034	5366@6.95	200@7.19	---	---	22,399	120	157,561.59	428,470.80	5.72	7.43	30202015
121,168,897	0.040	---	---	---	07/07/2010	16/01/2024	5160	FRIGOGLASS SA (CR)	0.36	0.56 #	0.358	15/05/2026	0.346	0.342	0.36	0.36	0.346	300@0.351	1270@0.360	---	2024	44,870	27	15,504.64	43,620.80	0.291	0.5	50204000
56,003,921	1.55	---	---	---	30/08/1993	29/01/2026	---	IDEAL HOLDINGS (CR)	6.83	---	6.83	15/05/2026	6.83	6.75	6.83	6.83	6.799	200@6.80	3834@6.83	---	---	41,902	226	284,888.36	382,506.78	5.3	6.9	10102030
4,740,000	0.860	---	---	---	14/03/2003	---	---	LOGISMOS S.A. (CR)	2.12	-0.93 €	2.14	15/05/2026	2.14	2.1	2.14	2.12	2.126	100@2.06	998@2.12	---	2025	1,252	4	2,661.24	10,048.80	1.96	2.58	10101015
17,120,280	0.940	0.12	0.3	---	26/05/2025	26/06/2023	---	LOULIS FOOD (CR)	3.73	-1.32 €	3.78	15/05/2026	3.78	3.7	3.79	3.73	3.725	600@3.69	390@3.73	---	---	1,614	13	6,012.68	63,858.64	3.42	4.1	45102020
4,419,616	1.58	0.06	0.13	---	07/07/2025	04/03/2015	---	MEDICON S.A. (CR)	2.61	2.76 #	2.54	15/05/2026	2.54	2.54	2.63	2.61	2.584	405@2.53	1050@2.60	---	---	4,427	26	11,439.23	11,535.20	2.32	2.75	20102010
468,700	2.8	2.4	---	---	12/06/2025	21/05/2004	---	MERMEREN KOMB. A.D. PR. (GDR)	30.6	-1.92 €	31.2	15/05/2026	31.8	30.2	31.8	30.6	30.627	15@30.40	18@31.00	---	2025	169	11	5,176.00	14,342.22	30.2	36.2	55102000
10,500,000	0.950	0.15	0.25	---	04/07/2025	21/07/2023	---	MEVACO SA (CR)	8.46	-3.86 €	8.8	15/05/2026	8.42	8.42	8.68	8.46	8.51	1000@8.44	264@8.46	---	2025	1,141	21	9,709.90	88,830.00	8.2	9.85	55102015
31,400,000	0.400	---	---	---	26/04/2007	10/05/2023	---	MIG (CR)	3.32	-0.15 €	3.325	15/05/2026	3.3	3.3	3.325	3.325	3.311	100@3.32	197@3.33	---	---	4,280	87	14,172.05	104,248.00	2.82	3.85	30202000
153,908,095	0.870	0.0229	0.0248	0.0303	15/05/2026	02/08/2024	---	ORILINA PROPERTIES REIC (CR)	0.838	-2.56 €	0.86	15/05/2026	0.848	0.838	0.848	0.838	0.843	2000@0.836	1500@0.844	---	---	28,661	96	24,153.09	128,974.98	0.77	0.888	35102000
14,101,683	0.100	0.0526	0.1091	---	03/06/2025	02/11/2021	---	PERFORMANCE TECHNOLOGIES (CR)	9.14	-2.35 €	9.36	15/05/2026	9.41	9.07	9.41	9.14	9.167	500@9.07	706@9.15	---	---	22,879	81	209,726.00	128,889.38	6.62	9.69	10101010
107,222,688	0.440	0.22	0.3	---	23/06/2025	16/03/2022	---	QUEST HOLDINGS (CR)	6.88	---	6.88	15/05/2026	6.88	6.8	6.88	6.88	6.838	480@6.81	397@6.88	---	---	16,844	169	115,183.77	737,692.09	6.07	7.22	10101010
30,703,824	0.400	0.04	0.0509	---	19/08/2025	06/08/2021	---	REAL CONSULTING (CR)	6.18	-2.22 €	6.32	15/05/2026	6.36	6.16	6.36	6.18	6.196	500@6.12	163@6.16	---	---	10,988	41	68,085.90	189,749.63	4.95	6.7	10101010
6,456,530	1.08	0.16	0.15	---	21/07/2025	02/08/2010	---	SPACE HELLAS SA (CR)	6.64	1.53 #	6.54	15/05/2026	6.48	6.48	6.64	6.64	6.55	120@6.54	90@6.64	---	---	1,033	21	6,765.86	42,871.36	5.92	8.48	15101010
121,132,042	1.60	0.08	0.1	0.0651	30/12/2025	10/11/2023	---	TRADE ESTATES REIC (CR)	2.02	-0.98 €	2.04	15/05/2026	2.04	2	2.045	2.02	2.027	1100@2.01	1770@2.02	---	---	33,408	52	67,720.75	244,686.72	1.81	2.07	35102045
17,513,933	0.300	---	---	---	16/11/1992	09/10/2025	---	UNIBIOS (CR)	2.6	-0.38 €	2.61	15/05/2026	2.685	2.535	2.685	2.6	2.564	166@2.56	190@2.60	---	---	13,609	69	34,893.33	45,536.23	2.13	2.97	50204000
37,975,800	0.600	---	---	---	10/09/2019	01/04/2026	---	YKNOT (CR)	1.415	3.66 #	1.365	15/05/2026	1.35	1.35	1.425	1.415	1.403	2650@1.41	5100@1.42	---	---	827,738	641	1,161,265.10	53,735.76	0.7326	1.7394	40501015
32,413,681	0.370	---	---	---	15/07/2009	11/05/2000	---	ALUMIL (CR)	5.75	-4.64 €	6.03	15/05/2026	6	5.75	6	5.75	5.838	110@5.74	527@5.75	---	---	27,570	124	160,953.86	186,378.67	5	6.88	55102035
3,734,164	3.44	0.4954	0.5896	---	14/10/2025	19/07/2022	---	ANDROMEDA SA (CR)	8.8	0.23 #	8.78	15/05/2026	8.78	8.7	8.8	8.8	8.764	50@8.62	1399@8.80	---	2025	6,097	41	53,433.76	32,860.64	7.58	9.1	30204000
23,986,500	1.00	---	---	---	26/06/2009	25/08/2025	---	BIOKARPET S.A.(CR)	1.64	-0.61 €	1.65	15/05/2026	1.65	1.612	1.65	1.64	1.635	156@1.61	100@1.65	---	---	7,970	45	13,027.86	39,337.86	1.45	2.06	50101035
6,325,000	0.600	0.145	0.07	---	28/07/2025	17/02/2014	---	VOYATZOGLOU (CR)	2.05	-3.76 €	2.13	15/05/2026	2.07	2.05	2.08	2.05	2.065	4@2.05	100@2.08	---	---	1,695	13	3,500.70	12,966.25	1.96	2.44	50205010
24,060,000	0.300	0.075	0.075	---	17/06/2025	01/07/2019	---	GEN. COMMERCIAL & IND.SA (CR)	2.25	1.81 #	2.21	15/05/2026	2.2	2.16	2.25	2.25	2.188	2372@2.17	22@2.2									

Number of Outstanding Securities	Nominal Value	Dividends [1]			Date of Last Coupon		Note	Shares	Closing price	% change	Previous closing price/date	Open price	Price min	Price max	Last price	Avg price	Last Bid [7]	Last Ask [7]	P/E after tax	Year	Volume	Trades	Transactions Value[8]	Company Mkt Value (thou. €)	Year low	Year high	Sector[4]		
		2023	2024	2025	Dividend [2]	Right																							
34,720,000	0.310	---	---	---	16/06/2010	01/08/2007	---	DROMEAS SA (CR)	0.304	---	0.304	15/05/2026	---	---	---	---	500@0.298	195@0.311	---	---	---	---	10,554.88	0.295	0.39	40202015			
13,673,200	0.420	0.05	0.05	---	19/08/2025	26/07/2001	---	EVROFARMA (CR)	3.8	---	3.8	15/05/2026	3.8	3.71	3.82	3.8	3.771	100@3.72	143@3.80	---	---	1,627	19	6,135.27	51,958.16	3.02	4.07	45102020	
18,146,007	1.00	---	---	---	23/08/2023	10/09/2010	---	ELASTRON (CR)	2.37	-0.84	€	2.39	15/05/2026	2.39	2.33	2.39	2.37	2.37	700@2.32	958@2.37	---	---	2,762	10	6,544.96	43,006.04	2.02	2.65	55102010
23,828,130	0.500	0.108	0.1366	---	14/07/2025	17/02/2009	---	ELINOIL S.A. (CR)	2.12	-2.75	€	2.18	15/05/2026	2.18	2.12	2.18	2.12	2.136	1259@2.12	1100@2.14	---	---	5,925	16	12,653.34	50,515.64	2.1	2.59	60101020
19,864,886	5.60	0.672	0.672	0.672	23/04/2026	02/07/2008	---	BANK OF GREECE (CR)	14.8	-0.34	€	14.85	15/05/2026	14.75	14.7	14.9	14.8	14.82	759@14.70	50@14.75	---	2025	2,837	46	42,044.40	294,000.31	14.55	17.5	30101010
26,730,187	0.520	---	0.07	---	09/07/2025	01/08/2017	---	ELTON SA (CR)	1.82	-1.62	€	1.85	15/05/2026	1.845	1.785	1.845	1.82	1.817	380@1.78	1246@1.84	---	---	14,714	48	26,739.25	48,648.94	1.62	2.22	50205010
36,300,000	1.12	0.0276	0.055	---	01/07/2025	12/12/2007	---	THESSALONIKA WATER & SEWERAGE	4.27	-0.81	€	4.305	15/05/2026	4.3	4.26	4.33	4.26	4.289	195@4.26	150@4.29	---	---	11,907	69	51,063.59	155,001.00	3.4	4.38	65102030
143,352,325	0.260	---	---	---	29/08/2022	28/04/2025	---	EVROPI HOLDINGS S.A. (CR)	2.065	0.49	#	2.055	15/05/2026	2.07	2.04	2.12	2.065	2.081	300@2.03	10@2.07	---	---	57,292	101	119,251.47	296,022.55	1.77	2.34	30302025
86,735,980	0.310	0.02	---	---	22/07/2024	07/09/2023	---	ATHENS MEDICAL CENTER SA (CR)	1.76	-3.82	€	1.83	15/05/2026	1.81	1.76	1.83	1.76	1.782	333@1.76	675@1.85	---	---	12,813	66	22,830.02	152,655.32	1.565	2.07	20101010
114,320,400	0.100	---	---	---	26/11/2021	05/08/2019	---	IKTINOS HELLAS SA (CR)	0.36	-4.13	€	0.3755	15/05/2026	0.3755	0.36	0.378	0.36	0.371	100@0.360	995@0.370	---	---	192,414	160	71,437.58	41,155.34	0.302	0.4535	50101035
14,111,198	0.450	(0.0133)	0.07	---	31/07/2025	09/01/2025	---	ILYDA S.A. (CR)	4.12	-1.67	€	4.19	15/05/2026	4.05	4.05	4.17	4.12	4.097	77@4.07	196@4.12	---	2025	8,269	41	33,881.56	58,138.14	3.74	5.52	10101015
3,417,600	0.100	0.016	---	---	04/07/2024	02/04/2024	---	INTERWOOD-XYLEMPORIA (PR)	0.414	-5.91	€	0.44	15/05/2026	0.416	0.412	0.42	0.42	0.414	275@0.414	88@0.420	---	---	3,000	7	1,241.08	14,313.43	0.4	0.76	50101020
45,417,399	0.100	---	---	---	25/07/2008	02/04/2024	---	INTERWOOD-XYLEMPORIA (CR)	0.284	6.37	#	0.267	15/05/2026	0.269	0.269	0.29	0.284	0.28	2000@0.280	4881@0.286	---	---	96,247	80	26,945.89	14,313.43	0.201	0.295	50101020
18,567,912	0.590	0.16	0.201	---	02/07/2025	26/01/2021	---	INTERLIFE G.C.I.(CR)	6.24	-2.19	€	6.38	15/05/2026	6.3	6.24	6.4	6.24	6.281	155@6.24	125@6.30	---	2025	9,559	47	60,037.12	115,863.77	5.56	7	30302025
8,424,900	0.500	---	---	---	12/07/2010	04/07/2019	---	INTERTECH SA (CR)	1.57	---	---	1.57	15/05/2026	---	---	---	---	---	1000@1.50	300@1.56	---	2025	---	---	---	13,227.09	0.99	1.615	50205010
2,760,000	11.83	12.4	14	---	30/05/2025	16/07/1990	---	KARELIA (CR)	423	-0.24	€	424	15/05/2026	425	421	425	421	423.239	494@421.00	20@421.00	---	---	368	33	155,752.00	1,167,480.00	354	434	45103010
19,804,134	0.150	---	---	---	01/07/2004	06/11/2017	---	KEKROPS SA (CR)	1.87	-4.35	€	1.955	15/05/2026	1.91	1.85	2	1.87	1.913	4875@1.87	70@1.91	---	2025	46,904	140	89,712.35	37,033.73	1.53	2.35	35101010
11,510,102	0.890	---	---	---	24/06/2005	06/10/1999	---	NAFPAKTOS TEXTILE (CR)	1.27	---	---	1.27	15/05/2026	1.28	1.25	1.28	1.27	1.26	100@1.25	196@1.27	---	---	304	5	383.08	14,617.83	1.175	1.69	55101020
21,224,340	0.420	---	---	---	06/09/2022	25/04/2006	---	KORDELLOS BROS SA (CR)	0.433	-0.92	€	0.437	15/05/2026	0.412	0.412	0.434	0.433	0.432	1000@0.418	3@0.433	---	2025	992	11	428.82	9,190.14	0.366	0.554	55102010
33,065,136	0.380	0.3506	0.4007	---	21/08/2025	16/09/2013	---	KRI-KRI S.A. (CR)	25	---	---	25	15/05/2026	25	24.4	25.4	25	24.873	120@24.75	3703@25.00	---	2025	39,820	292	990,434.20	826,628.40	19.18	26.15	45102020
6,200,000	0.500	---	---	---	22/06/2010	01/11/1995	---	MINERVA KNITWEAR (CR)	0.575	-2.54	€	0.59	15/05/2026	0.58	0.57	0.58	0.57	0.58	248@0.570	250@0.610	---	---	103	4	59.72	3,565.00	0.473	0.772	40204020
5,939,268	0.620	---	---	---	10/07/2003	03/01/2002	---	LANAKAM SA (CR)	1.67	13.61	#	1.47	15/05/2026	1.67	1.67	1.67	1.67	1.67	500@1.21	198@1.52	---	---	1	1	1.67	9,918.58	0.96	1.67	40401020
9,819,370	0.500	---	---	---	14/08/2007	09/01/2004	---	MATHIOS REFRACTORY SA (CR)	0.69	-1.43	€	0.7	15/05/2026	0.68	0.675	0.695	0.69	0.688	319@0.675	35@0.690	---	---	235	8	161.70	6,775.37	0.59	0.97	55101000
30,150,000	0.360	0.122	0.1335	---	17/06/2025	25/04/2019	---	MOTODYNAMICS S.A. (CR)	2.51	-2.34	€	2.57	15/05/2026	2.57	2.51	2.58	2.51	2.559	677@2.51	5207@2.55	---	---	24,347	58	62,310.74	75,676.50	2.23	2.7	40401030
126,431,958	2.50	0.025	0.043	---	03/06/2025	05/06/2024	---	NOVAL PROPERTY REIC (CR)	2.63	-1.13	€	2.66	15/05/2026	2.66	2.62	2.66	2.63	2.654	19@2.63	741@2.65	---	2025	6,099	22	16,185.22	332,516.05	2.51	2.92	35102045
10,080,000	3.00	1.3	2	2.2	14/05/2026	27/08/2001	---	TPA SA (CR)	37.9	---	---	37.9	15/05/2026	38.3	36.5	38.3	37.9	37.26	322@37.40	53@37.90	---	---	3,125	64	116,438.90	382,032.00	33.2	40.2	50206060
25,000,000	2.00	1.336	1.92	---	04/08/2025	08/08/2003	---	P.P.A. S.A. (CR)	36.45	-4.08	€	38	15/05/2026	38.2	36.4	38.35	36.45	37.464	41@36.45	15@37.90	---	2025	10,370	214	388,500.85	911,250.00	35.4	41.1	50206060
68,926,799	0.240	---	---	---	07/07/2023	---	---	ONYX TOURISTIKI S.A. (CR)	1.65	-0.72	€	1.662	15/05/2026	1.662	1.63	1.662	1.65	1.648	281@1.63	4050@1.65	---	---	25,994	49	42,848.88	113,729.22	1.33	2.22	40401020
4,971,466	1.46	---	---	---	04/07/2007	08/10/2003	---	PAIRIS SA (CR)	0.77	-1.28	€	0.78	15/05/2026	0.798	0.75	0.798	0.77	0.766	65@0.750	944@0.770	---	---	8,055	26	6,169.41	3,828.03	0.6	0.984	50203030
27,098,594	0.540	0.0702	0.0605	0.0909	21/04/2026	14/01/2021	---	PAPOUTSANIS (CR)	3.6	-2.70	€	3.7	15/05/2026	3.7	3.55	3.7	3.6	3.647	89@3.55	1311@3.60	---	2025	3,677	38	13,410.61	97,554.94	3.32	4.06	45201020
7,070,400	0.930	0.8645	0.3242	---	11/07/2025	06/05/2016	---	PETROPOULOS PETROS (CR)	8.12	-0.49	€	8.16	15/05/2026	8.14	8.1	8.16	8.12	8.122	500@8.06	50@8.10	---	---	22,094	13	179,439.84	57,411.65	7.58	8.98	50206015
43,741,452	0.660	0.2388	0.2391	0.07	19/01/2026	01/11/1999	---	THRACE PLASTICS SA (CR)	4.095	-1.32	€	4.15	15/05/2026	4.05	4.05	4.11	4.095	4.069	5@4.07	500@4.11	---	---	46,006	157	187,213.84	179,121.25	3.55	4.535	50203015
21,912,599	0.300	0.0485	0.0483	---	29/04/2025	23/02/2007	---	REVOIL (CR)	1.565	-4.28	€	1.635	15/05/2026	1.62	1.565	1.62	1.565	1.588	622@1.57	37@1.59	---	---	31,529	112	50,054.75	34,293.22	1.535	1.86	60101020
13,582,223	1.35	---	---	---	24/06/2008	02/02/2016	---	SIDMA STEEL (CR)	1.66	0.61	#	1.65	15/05/2026	1.665	1.66	1.665	1.665	1.662	100@1.60	250@1.69	---	---	447	6	743.02	22,546.49	1.455	2.12	55102010
40,693,350	5.00	---	---	---	03/07/2006	26/05/2015	---	TECHNICAL OLYMPIC SA (CR)	2.3	-2.95	€	2.37	15/05/2026	2.36	2.3	2.36	2.3	2.312	1050@2.29	311@2.31	---	---	12,221	67	28,260.06	93,594.71	2.12	2.61	50206030
3,048,000	0.300	---	---	---	06/07/2007	01/06/2021	---	TZIRAKIAN PROFIL (CR)	1.94	-2.27	€	1.985	15/05/2026	1.95	1.905	1.97	1.97	1.935	1450@1.90	216@1.96	---	2025	3,083	15	5,964.37	5,913.12	1.42	2.04	55102010
1,011,000	1.00	---	---	---	01/07/2004	11/12/2012	5193	TRIA ALFA SA (CR)	6.2	---	---	6.2	15/05/2026	---	---	---	---	---	530@4.36	50@6.05	---	2025	---	---	---	6,268.20	4.64	7.5	55101020
45,680,000	1.00	---	0.044	---	19/06/2025	27/03/2025	---	FAIS (CR)	3.44	-1.57	€	3.495	15/05/2026	3.425	3.42	3.515	3.44	3.457	200@3.42	292@3.44	---	---	15,178	61	52,463.67	157,139.20	3.34	3.995	40401020
8,340,750	1.16	---	---	---	25/06/2009	17/09/2018	---	HAIDEMENOS SA (CR)	0.71	---	---	0.71	15/05/2026	0.71	0.71	0.71	0.71	0.71	577@0.710	100@0.720	---	2025	1,200	3	852.00	5,921.93	0.65	0.845	50205030

Number of Outstanding Securities	Nominal Value	Dividends [1]			Date of Last Coupon		Note	Shares	Closing price	% change	Previous closing price/date	Open price	Price min	Price max	Last price	Avg price	Last Bid [7]	Last Ask [7]	P/E after tax	Year	Volume	Trades	Transactions Value[8]	Company Mkt Value (thou. €)	Year low	Year high	Sector[4]		
		2023	2024	2025	Dividend [2]	Right																							
11,943,624	0.540	0.15	0.165	---	01/07/2025	30/08/2019	---	FLEXOPACK SA (CR)	8.25	---	8.25	15/05/2026	7.75	7.75	7.75	7.75	7.75	198@7.75	2@8.15	---	---	2	1	15.50	98,534.90	7.4	8.6	50203030	
394,737,498	0.500	0.02	0.03	0.04	26/03/2026	28/12/2023	---	TRASTOR REAL EST. INV. CO.(CR)	1.11	-9.76	€	1.23	15/05/2026	1.11	1.11	1.11	1.11	1.11	---	1399841@1.11	---	2025	104,762	100	116,285.82	438,158.62	1.11	1.42	35102000
15,300,000	0.300	---	0.01	---	09/10/2025	13/12/1999	---	ATTICA PUBLICATIONS SA (CR)	1.26	---	1.26	15/05/2026	1.23	1.23	1.26	1.25	1.252	125@1.20	100@1.27	---	---	97	3	121.46	19,278.00	1.17	1.44	40301030	
18,810,000	0.400	0.0381	0.0591	---	20/10/2025	14/11/2007	---	VARVERIS - MODA BAGNO SA (CR)	6.96	---	6.96	15/05/2026	6.86	6.8	6.96	6.96	6.925	30@6.82	640@6.96	---	---	410	8	2,839.40	130,917.60	5.16	7.06	40401025	
3,307,500	0.210	0.4	0.4	---	23/10/2025	30/11/2022	---	ELVE SA (CR)	6.1	7.96	#	5.65	15/05/2026	5.65	5.65	6.15	6.1	5.995	500@5.80	324@6.20	---	2025	6,414	28	38,450.80	20,175.75	5	6.15	40204020
21,364,000	1.12	---	---	---	21/08/2023	08/03/2023	---	LAMPASA HOTEL SA (CR)	46.6	-0.43	€	46.8	15/05/2026	46.8	46.6	46.8	46.6	46.715	50@46.40	93@46.60	---	---	118	3	5,512.40	995,562.40	42.2	48.4	40501025
38,566,614	0.500	---	---	---	21/07/2008	07/07/2025	---	MOUZAKIS (CR)	0.498	-0.40	€	0.5	15/05/2026	0.5	0.492	0.5	0.492	0.497	677@0.492	---	---	---	7	1,590.71	19,206.17	0.492	0.69	55101020	
42,500,000	1.00	0.0383	0.0538	0.3714	06/05/2026	13/09/2023	---	MPLE KEDROS (CR)	4.4	---	4.4	15/05/2026	4.41	4.4	4.41	4.4	4.4	300@4.39	200@4.47	---	---	2,100	18	9,241.00	187,000.00	4.23	4.51	35102000	
6,340,000	0.600	0.2	0.23	0.23	09/12/2025	11/01/2024	---	NAKAS MUSIC	3.32	---	3.32	15/05/2026	3.4	3.32	3.4	3.32	3.358	1523@3.36	21@3.38	---	---	103	8	345.84	21,048.80	3.24	3.92	40401030	
27,379,200	0.980	0.5001	0.52	---	25/08/2025	29/08/2022	---	CRETE PLASTICS SA (CR)	14.8	---	14.8	15/05/2026	15.7	15.7	15.7	15.7	15.7	150@14.70	108@15.70	---	---	2	1	31.40	405,212.16	13.2	15.9	50203015	
255,494,534	2.71	0.247	0.705	0.216	15/12/2025	30/09/2021	---	PRODEA (CR)	5.65	0.89	#	5.6	15/05/2026	5.7	5.55	5.7	5.65	5.622	1067@5.60	5726@5.70	---	---	4,646	26	26,121.65	1,443,544.12	5.2	6.5	35102000
4,181,450	0.500	---	---	---	21/08/2000	05/03/2002	---	FLOUR MILLS SARANTOPOULOS SA	1.64	---	1.64	15/05/2026	---	---	---	---	---	---	465@1.64	---	---	---	---	---	6,857.58	1.12	1.74	45102020	

Exchange Traded Funds (ETFs)

1,380,078	---	---	---	---	15/06/2016	---	---	ALPHA ETF FTSE Athex Large Cap	57.72	-0.48	€	58	15/05/2026	57.05	57.03	57.72	57.72	57.39	30@57.53	3000@57.99	---	---	3,228	108	185,254.68	---	51.03	66.71	12003
-----------	-----	-----	-----	-----	------------	-----	-----	--------------------------------	-------	-------	---	----	------------	-------	-------	-------	-------	-------	----------	------------	-----	-----	-------	-----	------------	-----	-------	-------	-------

Surveillance

8,321,682	0.670	---	---	---	17/08/2007	23/11/1999	---	N. LEVENTERIS (CR)	0.278	---	0.278	15/05/2026	0.278	0.278	0.278	0.278	0.278	---	4000@0.278	---	2025	500	1	139.00	2,708.80	0.252	0.32	55102010	
2,160,524	0.670	---	---	---	03/12/2018	23/11/1999	---	N. LEVENTERIS (PR)	0.183	---	0.183	15/05/2026	---	---	---	---	---	3000@0.170	1374@0.192	---	2025	---	---	---	---	2,708.80	0.165	0.2	55102010

Suspension Status

13,191,620	0.620	---	---	---	04/08/2010	09/09/2002	5232	YALCO - CONSTANTINOU (CR)	0.16	---	0.16	30/05/2025	---	---	---	---	---	---	26032@0.162	---	---	---	---	---	---	2,110.66	0.16	0.16	40202020
17,579,754	4.16	---	---	---	18/08/2006	02/08/2010	---	BIOTER SA (CR)	0.206	---	0.206	30/05/2025	---	---	---	---	---	---	---	---	---	---	---	---	---	3,621.43	0.206	0.206	50101010
3,961,300	1.28	---	---	---	29/06/2004	03/08/2000	5248	DUROS SA (CR)	0.25	---	0.25	24/04/2023	---	---	---	---	---	---	---	---	---	---	---	---	---	990.33	0.25	0.25	40204020
15,842,391	1.51	---	---	---	15/07/2009	12/05/2000	5141	BITROS HOLDING SA (CR)	0.51	---	0.51	30/05/2025	---	---	---	---	---	---	---	---	---	---	---	---	---	8,079.62	0.51	0.51	55102010
24,319,250	0.300	---	---	---	09/07/2002	04/07/2007	5165	PROODEFTIKH SA (CR)	0.296	---	0.296	30/04/2026	---	---	---	---	---	---	---	10000@0.360	---	---	---	---	---	7,198.50	0.281	0.5	50101010
28,438,268	0.070	---	---	---	21/08/2006	24/11/1999	5253	SPIROY AGRICULTURE SA (CR)	0.138	---	0.138	30/05/2025	---	---	---	---	---	---	---	---	---	---	---	---	---	3,924.48	0.138	0.138	45102010

Shares' Notes

Code	Note text
()	- Adjusted dividends.
*	- Last adjusted closing price.
[1]	- Net dividends.
[2]	- The "Date of Last Coupon" for New listings refers to the date company's stocks started to trade in Athex
[3]	- The Company Market Value is referred to the number of outstanding shares
[4]	- Sectors codification can be found in Appendix A
[5]	- The Market Value refers to the total number of shares listed (including their several classes) in the exchange by the company.
[6]	- P/E greater than 100
[7]	- Last view of the Order Book before the end of the trading session
[8]	- All Blocks Methods' Transactions Value are included.
5141	- Transfer to the Surveillance Category as of 10/05/2017.
5160	- Transfer to the Surveillance Category as of 15/04/2016.
5165	- Transfer to the Surveillance Category as of 15/02/2018.
5193	- Transfer to the Surveillance Category as of 25/10/2018.
5232	- Transfer to the Under Surveillance Category from 08/04/2011.
5248	- Transfer to the Surveillance Category as of 06/09/20116.
5253	- Transfer to the Surveillance Category as of 14/5/2021.

Securities Blocks Details

Securities	Block Volume	Price	Block Trade Value	Time of approval	Note
OPTIMA BANK (CR)	49,145	10.16	499,313.20	10:51:37	20
LAVIPHARM SA (CR)	251,000	1.62	405,616.00	11:56:17	20
ALPHA BANK (CR)	461,950	3.54	1,636,226.90	12:10:55	20
BALLY'S INTRALOT (CR)	600,000	1.13	678,000.00	12:47:28	20
BALLY'S INTRALOT (CR)	260,000	1.13	293,800.00	12:48:15	20
AKTOR S.A. HOLDING CO. (CR)	70,000	10.63	744,100.00	12:49:14	20
AKTOR S.A. HOLDING CO. (CR)	40,000	10.63	425,200.00	12:49:53	20
PETROPOULOS PETROS (CR)	20,000	8.12	162,400.00	13:51:37	20
GEK TERNA (CR)	25,000	40.72	1,018,000.00	13:53:36	20
METLEN PLC (CR)	30,000	38.42	1,152,600.00	14:42:11	20
NATIONAL BANK (CR)	50,000	13.56	677,750.00	15:57:14	20
GEK TERNA (CR)	6,800	41.08	279,344.00	15:57:38	20
PIRAEUS BANK (CR)	150,000	8.19	1,227,900.00	16:06:00	20
PIRAEUS BANK (CR)	150,000	8.19	1,228,500.00	16:13:28	20
PIRAEUS BANK (CR)	75,000	8.17	613,050.00	16:25:55	20
PREMIA (CR)	260,000	1.38	359,840.00	16:44:51	20
FOURLIS (CR)	20,000	4.65	93,000.00	16:47:08	20
NATIONAL BANK (CR)	190,817	13.75	2,623,733.75	17:11:16	20
JUMBO SA (CR)	98,041	21.62	2,119,646.42	17:13:13	20

Blocks Notes

- 9 - Method 6-1 / Special Fees
- 10 - Method 6-1 / Special Fees, SDS
- 14 - Method 6-3 / Settlement, Incomplete Buy and Sell
- 18 - Method 6-2 / SPOT 1
- 19 - Method 6-2 / SPOT 2
- 20 - Method 6-1 and Method 6-1 Same Day Settlement
- 21 - Other Pre-agreed

Shares Rights Details

Occured date	Exercise from	Exercise until	Trading until	Rights	Price min	Price max	Closing price	Last Bid	Last Ask	Volume	Trades	Transactions Value
--------------	---------------	----------------	---------------	--------	-----------	-----------	---------------	----------	----------	--------	--------	--------------------

No Rights Transactions.

Forced Sales Details

Securities	Category of Security	Transactions Volume	Number of Trades	Transactions Value	Note
------------	----------------------	------------------------	---------------------	-----------------------	------

No Forced Transactions.

Forced Sales Notes

- 1 - Compulsory Public Forced Sales
- 2 - Forced Sales of Fixed Registered Shares
- 3 - Forced Sales of Remaining Fractional Shares

Exchange Traded Funds (ETFs) Characteristics

	Transactions Date (T)	Creation / Redemption	Units (T-1)	New Units (T-1)	Redemption Units (T-1)	Units (T) [1]	Fund Assets [2]	Net Unit Price	Dividend per Unit	Dividend Date
ALPHA ETF FTSE Athex Large Cap	18/05/2026	5,000	1,380,078	---	---	1,380,078	79,515,460.00	57.6166	1.15	01/07/2025

ETFs Notes

[1] - Units (T) = Units (T-1) + New Units (T-1) - Redemption Units (T-1)

[2] - The Creation / Redemption Units of T-1 are included.

Non Convertible Corporate Bonds - Regulated Market

Num Listed Bonds	Nominal price	Issue price	Today's Rate	Exp. Date	Duration (years)	Note	Coupon		Trading Unit	Corporate Bonds	Accrued Int.	Yield.T.Mat	Price min	Price max	Closing price	Previous closing price/date	Volume	Transactions Value	Last order		Date	ear min	Year max	
							Common	Preferred											Price	Buy / Sell				
250,000	1,000.00	1,000.00	3.75	25/02/2033	7	---	1	---	1	CAPITAL CLEAN ENERGY CARRIERS CORP. (Non Convert)	8.7500	4.1210	97.8200	98.4100	97.8254	98.6000	15/05/2026	281,000	277,993.35	97.8200	B	18/05/2026	95.0002	99.9895
320,000	1,000.00	1,000.00	3.40	21/07/2027	7	---	12	---	1	LAMDA DEVELOPMENT S.A. (Non Convertible)	11.2389	3.1180	99.5000	99.7799	99.6047	99.3430	15/05/2026	66,000	66,480.88	99.2000	B	18/05/2026	97.5000	100.0000
200,000	1,000.00	1,000.00	1.90	23/03/2028	7	---	11	---	1	MOTOR OIL CORINTH REFINERIES SA (Non Convertible)	3.0611	3.4800	95.0000	97.1000	96.6100	96.7210	15/05/2026	179,000	173,519.94	96.6000	B	18/05/2026	95.0000	98.0000
150,000	1,000.00	1,000.00	2.60	22/10/2026	7	---	14	---	1	TERNA ENERGY FINANCE S.A. (Non Convertible)	2.0222	3.6040	99.1510	99.5000	99.3006	99.1020	15/05/2026	21,000	20,895.59	99.5000	B	18/05/2026	98.4189	99.7900
100,000	1,000.00	1,000.00	2.80	25/01/2027	5	---	9	---	1	PREMIA S.A. (Non Convertible)	8.8667	3.8010	99.0000	99.0000	99.0000	99.0000	15/05/2026	88,000	87,900.27	99.0010	B	18/05/2026	97.7000	99.5000
500,000	1,000.00	1,000.00	4.00	10/07/2030	7	---	6	---	1	METLEN ENERGY & METALS S.A. (Non Convertible)	14.2222	3.6710	99.3351	100.0000	99.6500	99.9330	15/05/2026	303,000	306,414.94	99.6500	B	18/05/2026	98.3000	101.4000
99,697	1,000.00	1,000.00	5.50	15/12/2028	5	---	5	---	1	IDEAL HOLDINGS S.A. (Non Convertible)	23.8333	3.7360	103.0000	103.2000	103.0000	103.0000	15/05/2026	21,000	22,145.40	102.9000	B	18/05/2026	101.4645	104.1000
500,000	1,000.00	1,000.00	3.80	18/11/2032	7	---	2	---	1	LAMDA DEVELOPMENT S.A. (Non convertible)	0.2111	4.0600	98.0000	98.5000	98.2437	98.5000	15/05/2026	108,000	106,126.00	97.7000	B	18/05/2026	96.7229	99.9999
140,000	1,000.00	1,000.00	4.70	15/12/2030	5	---	1	---	1	AKTOR S.A. (Non convertible)	20.3667	4.1050	101.9000	102.0000	102.0000	102.0000	15/05/2026	4,000	4,158.47	102.0000	B	18/05/2026	100.6000	103.4900
500,000	1,000.00	1,000.00	2.75	03/07/2027	7	---	12	---	1	GEK TERNA S.A. (Non Convertible)	10.3125	3.6960	98.2010	98.7000	98.3000	98.7210	15/05/2026	283,000	281,133.96	98.2700	B	18/05/2026	97.7500	99.5000
150,000	1,000.00	1,000.00	4.10	08/04/2033	7	---	1	---	1	PREMIA REIC (Non Convertible)	4.7833	4.3460	98.5500	98.6004	98.5724	99.0000	15/05/2026	9,000	8,914.56	98.5600	B	18/05/2026	98.5724	100.3700
250,000	1,000.00	1,000.00	3.70	04/07/2032	7	---	2	---	1	AEGEAN AIRLINES S.A. (Non Convertible)	13.8750	3.6250	98.1700	99.7800	99.7800	98.1710	15/05/2026	2,000	2,007.25	97.5100	B	18/05/2026	98.0875	102.0999
300,000	1,000.00	1,000.00	2.30	20/07/2028	7	---	10	---	1	PRODEA REIC S.A.(Non Convertible)	7.6667	2.8030	97.7000	98.7999	98.3000	98.2250	15/05/2026	112,000	110,929.16	98.2000	B	18/05/2026	95.0000	99.9510
250,000	1,000.00	1,000.00	2.45	16/11/2028	7	---	10	---	1	ELVALHALCOR S.A. (Non Convertible)	0.1361	3.4270	95.6000	97.0500	96.8266	95.6200	15/05/2026	132,000	126,908.14	96.0000	B	18/05/2026	94.9873	99.0000
120,000	1,000.00	1,000.00	2.65	06/12/2028	7	---	9	---	1	NOVAL PROPERTY REIC (Non Convertible)	11.9986	3.8650	95.8000	96.0500	96.0500	95.8000	15/05/2026	38,000	36,924.95	96.0200	B	18/05/2026	95.0000	99.9900
300,000	1,000.00	1,000.00	2.30	14/12/2028	7	---	9	---	1	GEK TERNA S.A. (Non Convertible)	9.9667	3.5830	96.0500	96.0500	96.0500	96.2500	15/05/2026	8,000	7,763.73	96.0000	B	18/05/2026	95.0000	97.2100
100,000	1,000.00	1,000.00	2.95	11/02/2027	5	---	9	---	1	SAFE BULKERS PARTICIPATIONS PLC (Non Convertible)	8.0306	3.0290	99.6600	99.6600	99.6600	99.3000	15/05/2026	1,000	1,004.63	99.3100	B	18/05/2026	97.8500	99.9201
100,000	1,000.00	1,000.00	4.40	26/07/2029	7	---	8	---	1	CPLP SHIPPING HOLDINGS PLC (Non Convertible)	13.9333	3.5250	100.7999	100.7999	100.7999	100.2500	15/05/2026	1,000	1,021.93	100.2500	B	18/05/2026	100.1065	102.8500
200,000	1,000.00	1,000.00	4.25	23/01/2029	5	---	5	---	1	AUTOHELLAS S.A. (Non Convertible)	13.8125	3.8640	100.0000	100.0000	100.0000	100.4600	15/05/2026	91,000	92,256.94	99.9000	B	18/05/2026	99.5000	102.0000

Corporate Bonds Notes

Transactions Volume = (Pieces) * (Nominal Price). Transactions Value = (Pieces) * (Nominal Price) * (price %) + (Accrued interest).

The price of a Bond is stated as a percentage (%) of Bond's Nominal Price.

Nominal Price in Euros (€), except if it is noted differently.

Non Convertible Corporate Bonds - Regulated Market

Num Listed Bonds	Nominal price	Issue price	Today's Rate	Exp. Date	Duration (years)	Note	Coupon		Trading Unit	Corporate Bonds	Accrued Int.	Yield.T.Mat	Price min	Price max	Closing price	Previous closing price/date	Volume	Transactions Value	Last order			ear min	Year max	
							Common	Preffered											Price	Buy / Sell	Date			
130,000	1,000.00	1,000.00	6.00	27/02/2029	5	---	5	---	1	INTRALOT S.A. (Non Convertible)	13.6667	4.2370	---	---	---	103.0000	15/05/2026	---	---	102.2200	B	18/05/2026	101.0000	104.5000
500,000	1,000.00	1,000.00	3.20	29/09/2032	7	---	2	---	1	GEK TERNA S.A. (Non Convertible)	4.5333	3.8710	96.0000	96.2000	96.1200	96.3250	15/05/2026	18,000	17,389.60	96.0000	B	18/05/2026	94.0000	99.3790

Corporate Bonds Notes

Transactions Volume = (Pieces) * (Nominal Price). Transactions Value = (Pieces) * (Nominal Price) * (price %) + (Accrued interest).

The price of a Bond is stated as a percentage (%) of Bond's Nominal Price.

Nominal Price in Euros (€), except if it is noted differently.

Government Bonds

Number Listed Bonds	Nominal price	Today's Rate	Accrued Interest Calc	Exp. Date [1]	Duration (years)	Note	Coupons Date	Curr. coupon value	Trading Unit	Government Bonds	Price min	Price max	Closing price	Previous closing price/date	Volume	Transactions Value	Price	Last order Buy / Sell	Date
4,000,000	1,000.00	4.13	Actual/Actual	15/06/2054	30	---	15/06	4.13	1	GGB-FXD-150654-30Y-4.125-1.000	---	---	---	---	---	---	---	---	---
4,700,000	1,000.00	1.88	Actual/Actual	04/02/2035	15	---	04/02	1.88	1	GGB-FXD-040235-15Y-1.875-1.000	---	---	---	---	---	---	---	---	---
6,000,000	1,000.00	0.75	Actual/Actual	18/06/2031	10	---	18/06	0.75	1	GGB-FXD-180631-10Y-0.750-1.000	---	---	---	---	---	---	---	---	---
3,600,000	1,000.00	3.88	Actual/Actual	15/06/2028	5	---	15/06	3.88	1	GGB-FXD-150628-05Y-3.875-1.000	---	---	---	---	---	---	---	---	---
5,962,747,327	1.00	3.75	Actual/Actual	30/01/2028	10	---	/02 - 02/02 - 31/	3.75	1	GGB-FXD-300128-10Y-3.750-1.000	---	---	---	85.4610 13/07/2018	---	---	1.0000	B	28/11/2018
7,067,309,386	1.00	3.90	Actual/Actual	30/01/2033	15	---	/02 - 02/02 - 31/	3.90	1	GGB-FXD-300133-15Y-3.900-1.000	---	---	---	78.6730 13/07/2018	---	---	1.0000	B	28/11/2018
5,622,848,349	1.00	4.00	Actual/Actual	30/01/2037	19	---	/02 - 02/02 - 31/	4.00	1	GGB-FXD-300137-19Y-4.000-1.000	---	---	---	77.0370 13/07/2018	---	---	1.0000	B	28/11/2018
5,476,770,669	1.00	4.20	Actual/Actual	30/01/2042	24	---	/02 - 02/02 - 31/	4.20	1	GGB-FXD-300142-24Y-4.200-1.000	---	---	---	77.7640 13/07/2018	---	---	1.0000	B	28/11/2018
4,950,000	1,000.00	3.38	Actual/Actual	15/06/2034	10	---	15/06	3.38	1	GGB-FXD-150634-10Y-3.375-1.000	---	---	---	---	---	---	---	---	---
41,118,344	1.00	4.30	Actual/Actual	24/02/2027	15	---	24/02	4.30	1	GGB-FXD-240227-15Y-2.000-1.000	---	---	---	10.0000 22/06/2015	---	---	---	---	---
45,137,734	1.00	4.30	Actual/Actual	24/02/2028	16	---	24/02	4.30	1	GGB-FXD-240228-16Y-2.000-1.000	---	---	---	10.0000 22/06/2015	---	---	---	---	---
61,768,888	1.00	4.30	Actual/Actual	24/02/2029	17	---	24/02	4.30	1	GGB-FXD-240229-17Y-2.000-1.000	---	---	---	10.0000 22/06/2015	---	---	---	---	---
54,567,744	1.00	4.30	Actual/Actual	24/02/2030	18	---	24/02	4.30	1	GGB-FXD-240230-18Y-2.000-1.000	---	---	---	10.0000 22/06/2015	---	---	---	---	---
37,541,515	1.00	4.30	Actual/Actual	24/02/2031	19	---	24/02	4.30	1	GGB-FXD-240231-19Y-2.000-1.000	---	---	---	10.0000 22/06/2015	---	---	---	---	---
37,558,317	1.00	4.30	Actual/Actual	24/02/2032	20	---	24/02	4.30	1	GGB-FXD-240232-20Y-2.000-1.000	---	---	---	10.0000 22/06/2015	---	---	---	---	---
37,473,732	1.00	4.30	Actual/Actual	24/02/2033	21	---	24/02	4.30	1	GGB-FXD-240233-21Y-2.000-1.000	---	---	---	10.0000 22/06/2015	---	---	---	---	---
33,888,293	1.00	4.30	Actual/Actual	24/02/2034	22	---	24/02	4.30	1	GGB-FXD-240234-22Y-2.000-1.000	---	---	---	10.0000 22/06/2015	---	---	---	---	---
35,177,800	1.00	4.30	Actual/Actual	24/02/2035	23	---	24/02	4.30	1	GGB-FXD-240235-23Y-2.000-1.000	---	---	---	10.0000 22/06/2015	---	---	---	---	---
35,547,268	1.00	4.30	Actual/Actual	24/02/2036	24	---	24/02	4.30	1	GGB-FXD-240236-24Y-2.000-1.000	---	---	---	10.0000 22/06/2015	---	---	---	---	---
40,246,306	1.00	4.30	Actual/Actual	24/02/2037	25	---	24/02	4.30	1	GGB-FXD-240237-25Y-2.000-1.000	---	---	---	10.0000 22/06/2015	---	---	---	---	---
37,643,952	1.00	4.30	Actual/Actual	24/02/2038	26	---	24/02	4.30	1	GGB-FXD-240238-26Y-2.000-1.000	---	---	---	10.0000 22/06/2015	---	---	---	---	---
36,977,100	1.00	4.30	Actual/Actual	24/02/2039	27	---	24/02	4.30	1	GGB-FXD-240239-27Y-2.000-1.000	---	---	---	10.0000 22/06/2015	---	---	---	---	---
41,615,000	1.00	4.30	Actual/Actual	24/02/2040	28	---	24/02	4.30	1	GGB-FXD-240240-28Y-2.000-1.000	---	---	---	10.0000 22/06/2015	---	---	---	---	---
42,227,208	1.00	4.30	Actual/Actual	24/02/2041	29	---	24/02	4.30	1	GGB-FXD-240241-29Y-2.000-1.000	---	---	---	10.0000 22/06/2015	---	---	---	---	---
68,288,487	1.00	4.30	Actual/Actual	24/02/2042	30	---	24/02	4.30	1	GGB-FXD-240242-30Y-2.000-1.000	---	---	---	10.0000 22/06/2015	---	---	---	---	---
4,700,000	1,000.00	3.88	Actual/Actual	12/03/2029	10	---	12/03	3.88	1	GGB-FXD-120329-10Y-3.875-1.000	---	---	---	---	---	---	100.0000	B	15/10/2019
5,500,000	1,000.00	1.50	Actual/Actual	18/06/2030	10	---	18/06	1.50	1	GGB-FXD-180630-10Y-1.500-1.000	---	---	---	---	---	---	---	---	---
5,500,000	1,000.00	4.38	Actual/Actual	18/07/2038	15	---	18/07	4.38	1	GGB-FXD-180738-15Y-4.375-1.000	---	---	---	---	---	---	---	---	---
40,000	1,000.00	2.72	FLR Actual/360	18/09/2026	1	---	18/09 - 18/03	---	1	GGB-FLT-180926-01Y-2.717-1.000	---	---	---	---	---	---	---	---	---
4,550,000	1,000.00	3.38	Actual/Actual	16/06/2036	10	---	16/06	3.38	1	GGB-FXD-160636-10Y-3.375-1000.00	---	---	---	---	---	---	---	---	---
5,364,250	1,000.00	3.25	Actual/Actual	20/03/2050	30	---	20/03	3.25	1	GGB-FXD-200350-30Y-3.250-1.000	---	---	---	---	---	---	---	---	---
4,500,000	1,000.00	3.63	Actual/Actual	15/06/2035	10	---	15/06	3.63	1	GGB-FXD-150635-10Y-3.625-1000.00	---	---	---	---	---	---	---	---	---
3,924,361	1,000.00	2.00	Actual/Actual	22/04/2027	7	---	22/04	2.00	1	GGB-FXD-220427-07Y-2.000-1.000	---	---	---	---	---	---	99.9000	B	22/04/2020
2,298,012	1,000.00	1.88	Actual/Actual	23/07/2026	7	---	23/07	1.88	1	GGB-FXD-230726-07Y-1.875-1.000	---	---	---	---	---	---	---	---	---
4,900,000	1,000.00	4.25	Actual/Actual	15/06/2033	10	---	15/06	4.25	1	GGB-FXD-150633-10Y-4.250-1.000	---	---	---	---	---	---	---	---	---

Government Bonds Notes

Transactions Volume = (Pieces) * (Nominal Price). Transactions Value = (Pieces) * (Nominal Price) * (price %) + (Accrued interest).

The Value of current coupon for the issues with NV 0.01 euro refers to NV 100 euros

FLR: Floating Interest Rate.

[1] - The Expiration Date of the interest bearing period and the Date for coupon payment.

Government Bonds

Number Listed Bonds	Nominal price	Today's Rate	Accrued Interest Calc	Exp. Date [1]	Duration (years)	Note	Coupons Date	Curr. coupon value	Trading Unit	Government Bonds	Price min	Price max	Closing price	Previous closing price/date	Volume	Transactions Value	Price	Last order Buy / Sell	Date
3,500,000	1,000.00	1.88	Actual/Actual	24/01/2052	30	---	24/01	1.88	1	GGB-FXD-240152-30Y-1.875-1.000	---	---	---	---	---	---	---	---	---
3,700,000	1,000.00	1.75	Actual/Actual	18/06/2032	10	---	18/06	1.75	1	GGB-FXD-180632-10Y-1.750-1.000	---	---	---	---	---	---	---	---	---
2,200,000	1,000.00	1.13	FLR Actual/360	15/12/2027	5	---	- 15/03 - 15/09 -	---	1	GGB-FLT-151227-05Y-1.130-1.000	---	---	---	---	---	---	102.1600	B	30/12/2022

Government Bonds Notes

Transactions Volume = (Pieces) * (Nominal Price). Transactions Value = (Pieces) * (Nominal Price) * (price %) + (Accrued interest).

The Value of current coupon for the issues with NV 0.01 euro refers to NV 100 euros

FLR: Floating Interest Rate.

[1] - The Expiration Date of the interest bearing period and the Date for coupon payment.

Treasury Bills & Zero Coupon Government Bonds

Issue Date	13-Week Maturity									26-Week Maturity									52-Week Maturity								
	Exp. Date	Initial Rate	Num Listed Bonds	Nominal price	Issue price	Last Trade Price	Last Trade Date	Volume Traded	Note	Exp. Date	Initial Rate	Num Listed Bonds	Nominal price	Issue price	Last Trade Price	Last Trade Date	Volume Traded	Note	Exp. Date	Initial Rate	Num Listed Bonds	Nominal price	Issue price	Last Trade Price	Last Trade Date	Volume Traded	Note
06/06/2025	---	---	---	---	---	---	---	---	---	---	---	---	---	---	---	---	---	---	06/06/2026	1.84	600,000	1,000.00	981.74	---	---	---	---
05/09/2025	---	---	---	---	---	---	---	---	---	---	---	---	---	---	---	---	---	---	04/09/2026	1.97	600,000	1,000.00	0.00	---	---	---	---
05/12/2025	---	---	---	---	---	---	---	---	---	---	---	---	---	---	---	---	---	---	04/12/2026	2.03	600,000	1,000.00	997.90	---	---	---	---
06/03/2026	---	---	---	---	---	---	---	---	---	---	---	---	---	---	---	---	---	---	05/03/2027	1.97	500,000	1,000.00	980.45	---	---	---	---

Bonds in Circulation	Currency / Min nominal traded Value	Coupons Payment Date	Current Coupon Value	Note	Coupon	Trading Unit	Issue Date	Duration (years)	Today's Interest	A.I.C in days	Bonds	Last price of previous days		Last Outcry in Cash (euro)			Trades in Pieces	Life min	Life Max
												Price	Buy / Sell	Price	Buy / Sell	Date			
Corporate Bonds in Foreign Currency and Euro																			
103,746	GBP / 10	01/12	0.25	---	67	1	01/12/1930	98	2.5	360	National Mortgage Bank	2.27	05/02/1996	2.27	S	05/02/1996	---	2.27	2.27
0	GBP / 10	01/12	0.25	---	69	1	01/12/1928	100	2.5	360	National Mortgage Bank	---	---	---	---	---	---	---	---

Government Bonds Notes

A.I.C: Accrued Interest Calculation base.

FLR: Floating Interest Rate.

The minimum tradeable Nominal Value for all Demeterialised Government Titles is 100 Euros.

(μτφρ-0)

Underlying Asset				Derivatives Market													
Price max	Price min	Closing price	change	Delivery Month	Open price	Price max	Price min	Last price	Closing price	Last Bid	Last Ask	Fixing price*	Life high	Life low	Trades	Volume	Open Interest
FTSE/Athex Large Cap				(Trade Unit: 1 Index Point x 2E, Cash Settlement)													
5,695.09	5,621.75	5,671.02	-0.42%	June 2026	5,602.00	5,651.50	5,590.00	5,650.00	5,650.00	---	---	---	5,868.00	---	129	403	6,132
				July 2026	5,557.75	5,600.00	5,554.25	5,600.00	5,600.00	---	---	---	5,758.25	---	8	31	52
				August 2026	---	---	---	---	5,726.00	---	---	---	---	---	---	---	---
				September 2026	---	---	---	---	5,735.00	---	---	---	---	---	---	---	---
				December 2026	---	---	---	---	5,763.75	---	---	---	---	---	---	---	---
				March 2027	---	---	---	---	5,792.50	---	---	---	---	---	---	---	---
FTSE/Athex Banks				(Trade Unit: 1 Index Point x 15E, Cash Settlement)													
2,536.60	2,478.94	2,518.29	-0.72%	June 2026	2,474.75	2,474.75	2,471.50	2,471.50	2,471.50	---	---	---	2,708.00	---	3	115	3,434
				September 2026	---	---	---	---	2,554.25	---	---	---	---	---	---	---	---
				December 2026	---	---	---	---	2,567.25	---	---	---	---	---	---	---	---
				March 2027	---	---	---	---	2,580.00	---	---	---	---	---	---	---	---
MSCI GREECE REBASED				(Trade Unit: 1 Index Point x 2E, Cash Settlement)													
8,894.11	8,720.57	8,834.96	-0.67%	June 2026	8,717.75	8,717.75	8,717.75	8,717.75	8,717.75	---	---	---	9,252.00	---	2	20	---
				July 2026	8,672.75	8,672.75	8,672.75	8,672.75	8,672.75	---	---	---	8,672.75	---	2	20	---
				August 2026	---	---	---	---	8,942.50	---	---	---	---	---	---	---	---
				September 2026	---	---	---	---	8,956.25	---	---	---	---	---	---	---	---
				October 2026	---	---	---	---	8,970.25	---	---	---	---	---	---	---	---
				November 2026	---	---	---	---	8,987.50	---	---	---	---	---	---	---	---
				December 2026	---	---	---	---	9,001.25	---	---	---	---	---	---	---	---
				March 2027	---	---	---	---	9,046.25	---	---	---	---	---	---	---	---

Derivatives notes - <https://athens.euronext.com/el/market-data/statistics/eod-closing-prices>

Fixing prices and final open positions can be retrieved from the following path <http://www.athexgroup.gr/en/market-data/statistics/eod-closing-prices>

Underlying Asset				Derivatives Market													
Price max	Price min	Closing price	change	Delivery Month	Open price	Price max	Price min	Last price	Closing price	Last Bid	Last Ask	Fixing price*	Life high	Life low	Trades	Volume	Open Interest
ADMIE (IPTO) HOLDING S.A. (CR)				(Contract Size: 100 Securities, Physical Delivery)													
3.345	3.195	3.25	0.46%	June 2026	3.20	3.30	3.20	3.24	3.24	---	---	---	3.41	---	43	783	10,410
				September 2026	3.32	3.32	3.20	3.20	3.20	---	---	---	3.35	---	3	3	20
				December 2026	---	---	---	---	3.27	---	---	---	---	---	---	---	---
				March 2027	---	---	---	---	3.29	---	---	---	---	---	---	---	---
AEGEAN AIRLINES (CR)				(Contract Size: 100 Securities, Physical Delivery)													
11.1	10.81	10.84	-2.17%	June 2026	10.89	10.94	10.86	10.91	10.91	---	---	---	15.15	---	18	45	2,974
				September 2026	---	---	---	---	11.16	---	---	---	---	---	---	---	---
				December 2026	---	---	---	---	11.21	---	---	---	---	---	---	---	---
				March 2027	---	---	---	---	11.27	---	---	---	---	---	---	---	---
AKTOR S.A. HOLDING CO. (CR)				(Contract Size: 100 Securities, Physical Delivery)													
10.8	10.48	10.74	-0.56%	June 2026	10.57	10.69	10.57	10.69	10.69	---	---	---	11.56	---	10	1,120	101,131
				September 2026	---	---	---	---	10.88	---	---	---	---	---	---	---	---
				December 2026	---	---	---	---	10.93	---	---	---	---	---	---	---	---
				March 2027	---	---	---	---	10.98	---	---	---	---	---	---	---	---
Allwyn AG (CR)				(Contract Size: 100 Securities, Physical Delivery)													
11.905	11.72	11.765	-1.51%	June 2026	11.91	11.93	11.80	11.81	11.81	---	---	---	15.54	---	42	133	10,566
				September 2026	---	---	---	---	12.03	---	---	---	---	---	---	---	---
				December 2026	---	---	---	---	12.09	---	---	---	---	---	---	---	---
				March 2027	---	---	---	---	12.15	---	---	---	---	---	---	---	---
ALPHA BANK (CR)				(Contract Size: 100 Securities, Physical Delivery)													
3.597	3.489	3.556	-0.39%	June 2026	3.56	3.61	3.50	3.56	3.56	---	---	---	4.50	---	204	5,905	64,290
				September 2026	3.52	3.52	3.51	3.51	3.51	---	---	---	3.62	---	2	21	2
				December 2026	---	---	---	---	3.61	---	---	---	---	---	---	---	---
				March 2027	---	---	---	---	3.63	---	---	---	---	---	---	---	---
ATHENS INTL AIRPORT (CR)				(Contract Size: 100 Securities, Physical Delivery)													
10.01	9.895	9.99	0.20%	June 2026	9.92	10.01	9.92	10.01	10.01	---	---	---	11.47	---	2	10	293
				September 2026	---	---	---	---	10.04	---	---	---	---	---	---	---	---
				December 2026	---	---	---	---	10.09	---	---	---	---	---	---	---	---
				March 2027	---	---	---	---	10.14	---	---	---	---	---	---	---	---
AUTOHELLAS SA (CR)				(Contract Size: 100 Securities, Physical Delivery)													
10.74	10.54	10.74	-1.10%	June 2026	---	---	---	---	10.16	---	---	---	11.60	---	---	---	123
				September 2026	---	---	---	---	10.94	---	---	---	---	---	---	---	---
				December 2026	---	---	---	---	10.99	---	---	---	---	---	---	---	---
				March 2027	---	---	---	---	11.05	---	---	---	---	---	---	---	---

Derivatives notes - <https://athens.euronext.com/el/market-data/statistics/eod-closing-prices>

Fixing prices and final open positions can be retrieved from the following path <http://www.athexgroup.gr/en/market-data/statistics/eod-closing-prices>

Underlying Asset				Derivatives Market													
Price max	Price min	Closing price	change	Delivery Month	Open price	Price max	Price min	Last price	Closing price	Last Bid	Last Ask	Fixing price*	Life high	Life low	Trades	Volume	Open Interest
AVAX S.A. (CR)				(Contract Size: 100 Securities, Physical Delivery)													
3.61	3.54	3.56	-1.52%	June 2026	3.57	3.71	3.53	3.64	3.64	---	---	---	3.75	---	56	188	2,825
				September 2026	---	---	---	---	3.64	---	---	---	---	---	---	---	---
				December 2026	---	---	---	---	3.66	---	---	---	---	---	---	---	---
				March 2027	---	---	---	---	3.68	---	---	---	---	---	---	---	---
BALLY'S INTRALOT (CR)				(Contract Size: 100 Securities, Physical Delivery)													
1.137	1.117	1.13	-0.62%	June 2026	1.13	1.14	1.13	1.13	1.13	---	---	---	1.16	---	28	10,082	1,345,962
				September 2026	---	---	---	---	1.14	---	---	---	---	---	---	---	---
				December 2026	---	---	---	---	1.15	---	---	---	---	---	---	---	---
				March 2027	---	---	---	---	1.16	---	---	---	---	---	---	---	---
BANK OF CYPRUS (CR)				(Contract Size: 100 Securities, Physical Delivery)													
9.475	9.315	9.47	1.55%	June 2026	8.94	9.06	8.76	9.06	9.06	---	---	---	9.53	---	9	111	997
				September 2026	---	---	---	---	9.39	---	---	---	---	---	---	---	---
				December 2026	---	---	---	---	9.44	---	---	---	---	---	---	---	---
				March 2027	---	---	---	---	9.48	---	---	---	---	---	---	---	---
CC HBC AG (CR)				(Contract Size: 100 Securities, Physical Delivery)													
47.95	47.2	47.85	0.52%	June 2026	47.22	47.40	47.22	47.40	47.40	---	---	---	52.01	---	3	4	411
				September 2026	---	---	---	---	47.93	---	---	---	---	---	---	---	---
				December 2026	---	---	---	---	48.17	---	---	---	---	---	---	---	---
				March 2027	---	---	---	---	48.41	---	---	---	---	---	---	---	---
CENERGY HOLDINGS (CB)				(Contract Size: 100 Securities, Physical Delivery)													
24.8	23.98	24.78	-0.96%	June 2026	24.42	24.70	24.06	24.70	24.70	---	---	---	26.13	---	60	453	3,153
				September 2026	---	---	---	---	25.20	---	---	---	---	---	---	---	---
				December 2026	---	---	---	---	25.32	---	---	---	---	---	---	---	---
				March 2027	---	---	---	---	25.45	---	---	---	---	---	---	---	---
CrediaBank (CR)				(Contract Size: 100 Securities, Physical Delivery)													
1.266	1.232	1.24	-1.27%	June 2026	1.24	1.27	1.23	1.25	1.25	---	---	---	1.38	---	132	3,714	91,892
				September 2026	---	---	---	---	1.29	---	---	---	1.35	---	---	---	111
				December 2026	---	---	---	---	1.27	---	---	---	---	---	---	---	---
				March 2027	---	---	---	---	1.28	---	---	---	---	---	---	---	---
ELLAKTOR (CR)				(Contract Size: 100 Securities, Physical Delivery)													
1.414	1.38	1.38	-3.90%	June 2026	1.37	1.37	1.37	1.37	1.37	---	---	---	1.44	---	2	3	1,663
				September 2026	---	---	---	---	1.45	---	---	---	---	---	---	---	---
				December 2026	---	---	---	---	1.45	---	---	---	---	---	---	---	---
				March 2027	---	---	---	---	1.46	---	---	---	---	---	---	---	---

Derivatives notes - <https://athens.euronext.com/el/market-data/statistics/eod-closing-prices>

Fixing prices and final open positions can be retrieved from the following path <http://www.athexgroup.gr/en/market-data/statistics/eod-closing-prices>

Underlying Asset				Derivatives Market													
Price max	Price min	Closing price	change	Delivery Month	Open price	Price max	Price min	Last price	Closing price	Last Bid	Last Ask	Fixing price*	Life high	Life low	Trades	Volume	Open Interest
ELVALHALCOR (CR)				(Contract Size: 100 Securities, Physical Delivery)													
5.45	5.23	5.23	-6.44%	June 2026	5.41	5.41	5.23	5.24	5.24	---	---	---	5.63	---	110	652	4,158
				September 2026	---	---	---	---	5.63	---	---	---	---	---	---	---	---
				December 2026	---	---	---	---	5.66	---	---	---	---	---	---	---	---
				March 2027	---	---	---	---	5.69	---	---	---	---	---	---	---	---
EUROBANK (CR)				(Contract Size: 100 Securities, Physical Delivery)													
3.7	3.625	3.662	-1.59%	June 2026	3.65	3.65	3.56	3.62	3.62	---	---	---	4.07	---	166	3,462	38,741
				September 2026	3.65	3.65	3.65	3.65	3.65	---	---	---	3.65	---	1	1	---
				December 2026	---	---	---	---	3.77	---	---	---	---	---	---	---	---
				March 2027	---	---	---	---	3.78	---	---	---	---	---	---	---	---
EURONEXT ATHENS (CR)				(Contract Size: 100 Securities, Physical Delivery)													
7.1	6.95	7.1	1.43%	June 2026	6.99	7.04	6.99	7.04	7.04	---	---	---	7.41	---	2	5	334
				September 2026	---	---	---	---	7.05	---	---	---	---	---	---	---	---
				December 2026	---	---	---	---	7.08	---	---	---	---	---	---	---	---
				March 2027	---	---	---	---	7.12	---	---	---	---	---	---	---	---
EYDAP S.A. (CR)				(Contract Size: 100 Securities, Physical Delivery)													
10.38	10.18	10.3	0.78%	June 2026	10.30	10.34	10.24	10.24	10.24	---	---	---	10.65	---	10	58	13,374
				September 2026	---	---	---	---	10.29	---	---	---	---	---	---	---	---
				December 2026	---	---	---	---	10.34	---	---	---	---	---	---	---	---
				March 2027	---	---	---	---	10.39	---	---	---	---	---	---	---	---
FOURLIS (CR)				(Contract Size: 100 Securities, Physical Delivery)													
4.8	4.6	4.6	-2.75%	June 2026	4.74	4.76	4.68	4.68	4.68	---	---	---	4.94	---	12	57	3,017
				September 2026	---	---	---	---	4.76	---	---	---	---	---	---	---	---
				December 2026	---	---	---	---	4.79	---	---	---	---	---	---	---	---
				March 2027	---	---	---	---	4.81	---	---	---	---	---	---	---	---
GEK TERNA (CR)				(Contract Size: 100 Securities, Physical Delivery)													
41.38	40.5	41	-0.29%	June 2026	41.06	41.20	40.69	41.20	41.20	---	---	---	43.58	---	14	70	5,079
				September 2026	---	---	---	---	41.08	---	---	---	41.10	---	---	---	6
				December 2026	---	---	---	---	41.62	---	---	---	---	---	---	---	---
				March 2027	---	---	---	---	41.82	---	---	---	---	---	---	---	---
HELLENiQ ENERGY (CR)				(Contract Size: 100 Securities, Physical Delivery)													
9.97	9.85	9.97	0.81%	June 2026	9.96	10.00	9.92	10.00	10.00	---	---	---	10.55	---	19	121	3,829
				September 2026	---	---	---	---	9.96	---	---	---	---	---	---	---	---
				December 2026	---	---	---	---	10.01	---	---	---	---	---	---	---	---
				March 2027	---	---	---	---	10.06	---	---	---	---	---	---	---	---

Derivatives notes - <https://athens.euronext.com/el/market-data/statistics/eod-closing-prices>

Fixing prices and final open positions can be retrieved from the following path <http://www.athexgroup.gr/en/market-data/statistics/eod-closing-prices>

Underlying Asset				Derivatives Market													
Price max	Price min	Closing price	change	Delivery Month	Open price	Price max	Price min	Last price	Closing price	Last Bid	Last Ask	Fixing price*	Life high	Life low	Trades	Volume	Open Interest
INTRACOM HOLDINGS (CR)																	
(Contract Size: 100 Securities, Physical Delivery)																	
3.54	3.45	3.54	0.86%	June 2026	3.48	3.56	3.46	3.56	3.56	---	---	---	3.65	---	42	335	13,870
				September 2026	---	---	---	---	3.56	---	---	---	3.62	---	---	---	220
				December 2026	---	---	---	---	3.55	---	---	---	---	---	---	---	---
				March 2027	---	---	---	---	3.57	---	---	---	---	---	---	---	---
JUMBO SA (CR)																	
(Contract Size: 100 Securities, Physical Delivery)																	
21.74	21.4	21.62	0.37%	June 2026	21.67	21.82	21.66	21.66	21.66	---	---	---	25.68	---	15	36	6,517
				September 2026	---	---	---	---	21.69	---	---	---	---	---	---	---	---
				December 2026	---	---	---	---	21.80	---	---	---	---	---	---	---	---
				March 2027	---	---	---	---	21.91	---	---	---	---	---	---	---	---
LAMDA DEVELOPMENT SA (CR)																	
(Contract Size: 100 Securities, Physical Delivery)																	
6.08	5.98	5.98	-1.48%	June 2026	6.08	6.08	6.01	6.01	6.01	---	---	---	7.09	---	93	527	26,142
				September 2026	---	---	---	---	6.11	---	---	---	---	---	---	---	---
				December 2026	---	---	---	---	6.14	---	---	---	---	---	---	---	---
				March 2027	---	---	---	---	6.17	---	---	---	---	---	---	---	---
METLEN PLC (CR)																	
(Contract Size: 100 Securities, Physical Delivery)																	
38.72	38.02	38.42	-1.44%	June 2026	39.00	39.00	38.15	38.45	38.45	---	---	---	47.90	---	100	221	14,894
				September 2026	38.00	38.38	37.82	38.20	38.20	---	---	---	39.50	---	9	24	655
				December 2026	---	---	---	---	39.45	---	---	---	---	---	---	---	---
				March 2027	---	---	---	---	39.65	---	---	---	---	---	---	---	---
MIG (CR)																	
(Contract Size: 100 Securities, Physical Delivery)																	
3.325	3.3	3.32	-0.15%	June 2026	---	---	---	---	3.38	---	---	---	3.43	---	---	---	185
				September 2026	---	---	---	---	3.35	---	---	---	---	---	---	---	---
				December 2026	---	---	---	---	3.37	---	---	---	---	---	---	---	---
				March 2027	---	---	---	---	3.38	---	---	---	---	---	---	---	---
MOTOR OIL (CR)																	
(Contract Size: 100 Securities, Physical Delivery)																	
36.02	34.88	34.88	-1.91%	June 2026	35.50	35.50	35.30	35.30	35.30	---	---	---	39.97	---	2	2	377
				September 2026	---	---	---	---	35.81	---	---	---	---	---	---	---	---
				December 2026	---	---	---	---	35.99	---	---	---	---	---	---	---	---
				March 2027	---	---	---	---	36.17	---	---	---	---	---	---	---	---
NATIONAL BANK (CR)																	
(Contract Size: 100 Securities, Physical Delivery)																	
13.8	13.355	13.75	-0.36%	June 2026	13.29	13.53	13.11	13.48	13.48	---	---	---	15.76	---	110	491	15,697
				September 2026	---	---	---	---	13.90	---	---	---	---	---	---	---	---
				December 2026	---	---	---	---	13.97	---	---	---	---	---	---	---	---
				March 2027	---	---	---	---	14.04	---	---	---	---	---	---	---	---

Derivatives notes - <https://athens.euronext.com/el/market-data/statistics/eod-closing-prices>

Fixing prices and final open positions can be retrieved from the following path <http://www.athexgroup.gr/en/market-data/statistics/eod-closing-prices>

Underlying Asset				Derivatives Market													
Price max	Price min	Closing price	change	Delivery Month	Open price	Price max	Price min	Last price	Closing price	Last Bid	Last Ask	Fixing price*	Life high	Life low	Trades	Volume	Open Interest
OPTIMA BANK (CR)				(Contract Size: 100 Securities, Physical Delivery)													
10.35	9.94	10.19	0.30%	June 2026	10.06	10.19	10.06	10.17	10.17	---	---	---	10.22	---	3	8	513
				September 2026	---	---	---	---	10.23	---	---	---	---	---	---	---	---
				December 2026	---	---	---	---	10.28	---	---	---	---	---	---	---	---
				March 2027	---	---	---	---	10.33	---	---	---	---	---	---	---	---
OTE (CR)				(Contract Size: 100 Securities, Physical Delivery)													
18.79	18.47	18.75	-0.58%	June 2026	18.60	18.65	18.53	18.65	18.65	---	---	---	18.85	---	6	6	863
				September 2026	---	---	---	---	18.99	---	---	---	---	---	---	---	---
				December 2026	---	---	---	---	19.09	---	---	---	---	---	---	---	---
				March 2027	---	---	---	---	19.18	---	---	---	---	---	---	---	---
P.P.A. S.A. (CR)				(Contract Size: 100 Securities, Physical Delivery)													
38.35	36.4	36.45	-4.08%	June 2026	---	---	---	---	39.41	---	---	---	39.11	---	---	---	42
				September 2026	---	---	---	---	38.27	---	---	---	---	---	---	---	---
				December 2026	---	---	---	---	38.46	---	---	---	---	---	---	---	---
				March 2027	---	---	---	---	38.65	---	---	---	---	---	---	---	---
PIRAEUS BANK (CR)				(Contract Size: 100 Securities, Physical Delivery)													
8.268	8.042	8.168	-1.59%	June 2026	8.27	8.27	8.07	8.19	8.19	---	---	---	8.90	---	337	2,917	49,610
				September 2026	---	---	---	---	8.03	---	---	---	8.50	---	---	---	20
				December 2026	---	---	---	---	8.40	---	---	---	---	---	---	---	---
				March 2027	---	---	---	---	8.44	---	---	---	---	---	---	---	---
PPC (CR)				(Contract Size: 100 Securities, Physical Delivery)													
20.58	19.43	20.22	2.38%	June 2026	19.64	20.46	19.40	20.10	20.10	---	---	---	20.46	---	309	1,714	16,951
				September 2026	---	---	---	---	19.59	---	---	---	19.70	---	---	---	50
				December 2026	---	---	---	---	19.99	---	---	---	---	---	---	---	---
				March 2027	---	---	---	---	20.09	---	---	---	---	---	---	---	---
QUEST HOLDINGS (CR)				(Contract Size: 100 Securities, Physical Delivery)													
6.88	6.8	6.88	0.00%	June 2026	6.74	6.74	6.74	6.74	6.74	---	---	---	7.01	---	1	4	231
				September 2026	---	---	---	---	6.93	---	---	---	---	---	---	---	---
				December 2026	---	---	---	---	6.96	---	---	---	---	---	---	---	---
				March 2027	---	---	---	---	7.00	---	---	---	---	---	---	---	---
TITAN (CB)				(Contract Size: 100 Securities, Physical Delivery)													
47.68	46.86	47.68	-0.17%	June 2026	47.15	47.67	47.10	47.66	47.66	---	---	---	52.30	---	24	67	742
				September 2026	---	---	---	---	48.09	---	---	---	---	---	---	---	---
				December 2026	---	---	---	---	48.34	---	---	---	---	---	---	---	---
				March 2027	---	---	---	---	48.58	---	---	---	---	---	---	---	---

Derivatives notes - <https://athens.euronext.com/el/market-data/statistics/eod-closing-prices>

Fixing prices and final open positions can be retrieved from the following path <http://www.athexgroup.gr/en/market-data/statistics/eod-closing-prices>

Underlying Asset				Derivatives Market													
Price max	Price min	Closing price	change	Delivery Month	Open price	Price max	Price min	Last price	Closing price	Last Bid	Last Ask	Fixing price*	Life high	Life low	Trades	Volume	Open Interest
VIOHALCO SA/NV (CB)				(Contract Size: 100 Securities, Physical Delivery)													
18.8	18.22	18.3	-1.82%	June 2026	18.41	18.83	18.28	18.28	18.28	---	---	---	19.18	---	70	403	2,164
				September 2026	---	---	---	---	18.77	---	---	---	---	---	---	---	---
				December 2026	---	---	---	---	18.86	---	---	---	---	---	---	---	---
				March 2027	---	---	---	---	18.96	---	---	---	---	---	---	---	---

Derivatives notes - <https://athens.euronext.com/el/market-data/statistics/eod-closing-prices>

Fixing prices and final open positions can be retrieved from the following path <http://www.athexgroup.gr/en/market-data/statistics/eod-closing-prices>

FTSE/Athex Large Cap

(Trade Unit: 1 Index Point x 2€ - Exercise Style: European, Cash Settlement)

Call Options																Put Options																
Exercise Price	June 2026						July 2026						Other Months		June 2026						July 2026						Other Months		Exercise Price			
	Open price	Price max	Price min	Last price	Closing price	Volume	Open Interest	Open price	Price max	Price min	Last price	Closing price	Volume	Open Interest	Volume	Open Interest	Open price	Price max	Price min	Last price	Closing price	Volume	Open Interest	Open price	Price max	Price min	Last price	Closing price		Volume	Open Interest	Volume
4,000	0.00	0.00	0.00	-	1,653.00	-	-	-	-	-	-	-	-	-	-	0.00	0.00	0.00	-	0.02	-	-	-	-	-	-	-	-	-	-	-	4,000
4,100	0.00	0.00	0.00	-	1,553.00	-	-	-	-	-	-	-	-	-	-	0.00	0.00	0.00	-	0.06	-	-	-	-	-	-	-	-	-	-	-	4,100
4,200	0.00	0.00	0.00	-	1,454.00	-	-	-	-	-	-	-	-	-	-	0.00	0.00	0.00	-	0.01	-	-	-	-	-	-	-	-	-	-	-	4,200
4,300	0.00	0.00	0.00	-	1,354.00	-	-	-	-	-	-	-	-	-	-	0.00	0.00	0.00	-	0.03	-	-	-	-	-	-	-	-	-	-	-	4,300
4,400	0.00	0.00	0.00	-	1,254.00	-	-	-	-	-	-	-	-	-	-	0.00	0.00	0.00	-	0.09	-	-	-	-	-	-	-	-	-	-	-	4,400
4,450	0.00	0.00	0.00	-	1,204.00	-	-	-	-	-	-	-	-	-	-	0.00	0.00	0.00	-	0.15	-	-	-	-	-	-	-	-	-	-	-	4,450
4,500	0.00	0.00	0.00	-	1,154.00	-	-	-	-	-	-	-	-	-	-	0.00	0.00	0.00	-	0.24	-	-	-	-	-	-	-	-	-	-	-	4,500
4,550	0.00	0.00	0.00	-	1,105.00	-	-	-	-	-	-	-	-	-	-	0.00	0.00	0.00	-	0.39	-	-	-	-	-	-	-	-	-	-	-	4,550
4,600	0.00	0.00	0.00	-	1,055.00	-	-	-	-	-	-	-	-	-	-	0.00	0.00	0.00	-	0.61	-	-	-	-	-	-	-	-	-	-	-	4,600
4,650	0.00	0.00	0.00	-	1,005.00	-	-	-	-	-	-	-	-	-	-	0.00	0.00	0.00	-	0.94	-	-	-	-	-	-	-	-	-	-	-	4,650
4,700	0.00	0.00	0.00	-	956.00	-	-	-	-	-	-	-	-	-	-	0.00	0.00	0.00	-	1.40	-	-	-	-	-	-	-	-	-	-	-	4,700
4,750	0.00	0.00	0.00	-	907.00	-	-	-	-	-	-	-	-	-	-	0.00	0.00	0.00	-	2.10	-	-	-	-	-	-	-	-	-	-	-	4,750
4,800	0.00	0.00	0.00	-	858.00	-	-	-	-	-	-	-	-	-	-	0.00	0.00	0.00	-	3.00	-	-	-	-	-	-	-	-	-	-	-	4,800
4,850	0.00	0.00	0.00	-	809.00	-	-	-	-	-	-	-	-	-	-	0.00	0.00	0.00	-	4.30	-	-	-	-	-	-	-	-	-	-	-	4,850
4,900	0.00	0.00	0.00	-	761.00	-	-	-	-	-	-	-	-	-	-	0.00	0.00	0.00	-	6.00	-	-	-	-	-	-	-	-	-	-	-	4,900
4,950	0.00	0.00	0.00	-	713.00	-	-	-	-	-	-	-	-	-	-	0.00	0.00	0.00	-	8.30	-	-	-	-	-	-	-	-	-	-	-	4,950
5,000	0.00	0.00	0.00	-	666.00	-	-	-	-	-	-	-	-	-	-	0.00	0.00	0.00	-	11.25	-	-	-	-	-	-	-	-	-	-	-	5,000
5,050	0.00	0.00	0.00	-	620.00	-	-	0.00	0.00	0.00	-	623.00	-	-	-	0.00	0.00	0.00	-	15.00	-	-	0.00	0.00	0.00	-	44.25	-	-	-	-	5,050
5,100	0.00	0.00	0.00	-	575.00	-	-	0.00	0.00	0.00	-	582.00	-	-	-	0.00	0.00	0.00	-	19.50	-	-	0.00	0.00	0.00	-	53.00	-	-	-	-	5,100
5,150	0.00	0.00	0.00	-	531.00	-	-	0.00	0.00	0.00	-	542.00	-	-	-	0.00	0.00	0.00	-	25.25	-	-	0.00	0.00	0.00	-	63.00	-	-	-	-	5,150
5,200	0.00	0.00	0.00	-	488.00	-	-	0.00	0.00	0.00	-	503.00	-	-	-	0.00	0.00	0.00	-	32.50	-	5	0.00	0.00	0.00	-	74.50	-	-	-	-	5,200
5,250	0.00	0.00	0.00	-	447.00	-	-	0.00	0.00	0.00	-	466.00	-	-	-	0.00	0.00	0.00	-	41.00	-	-	0.00	0.00	0.00	-	87.00	-	-	-	-	5,250
5,300	0.00	0.00	0.00	-	407.00	-	-	0.00	0.00	0.00	-	431.00	-	-	-	0.00	0.00	0.00	-	51.00	-	-	0.00	0.00	0.00	-	102.00	-	-	-	-	5,300
5,350	0.00	0.00	0.00	-	369.00	-	-	0.00	0.00	0.00	-	397.00	-	-	-	0.00	0.00	0.00	-	63.00	-	-	0.00	0.00	0.00	-	117.00	-	-	-	-	5,350
5,400	0.00	0.00	0.00	-	333.00	-	-	0.00	0.00	0.00	-	364.00	-	-	-	0.00	0.00	0.00	-	76.50	-	10	0.00	0.00	0.00	-	135.00	-	-	-	-	5,400
5,450	0.00	0.00	0.00	-	298.00	-	-	0.00	0.00	0.00	-	334.00	-	-	-	0.00	0.00	0.00	-	92.00	-	-	0.00	0.00	0.00	-	154.00	-	-	-	-	5,450
5,500	0.00	0.00	0.00	-	266.00	-	30	0.00	0.00	0.00	-	305.00	-	-	-	0.00	0.00	0.00	-	110.00	-	6	0.00	0.00	0.00	-	175.00	-	-	-	-	5,500
5,550	0.00	0.00	0.00	-	236.00	-	133	0.00	0.00	0.00	-	277.00	-	-	-	0.00	0.00	0.00	-	130.00	-	8	0.00	0.00	0.00	-	197.00	-	-	-	-	5,550
5,600	180.00	180.00	180.00	180.00	180.00	31	-	220.00	220.00	220.00	220.00	220.00	30	-	-	0.00	180.00	0.00	-	152.00	-	105	239.00	239.00	239.00	239.00	239.00	30	-	-	-	5,600
5,650	0.00	0.00	0.00	-	183.00	-	36	0.00	0.00	0.00	-	227.00	-	-	-	185.00	0.00	185.00	185.00	185.00	1	91	0.00	0.00	0.00	-	247.00	-	-	-	-	5,650
5,700	137.00	141.00	128.00	139.00	139.00	4	91	170.00	172.00	170.00	172.00	172.00	60	-	-	0.00	141.00	0.00	-	203.00	-	92	0.00	0.00	0.00	-	274.00	-	-	-	-	5,700
5,750	0.00	0.00	0.00	-	138.00	-	99	0.00	0.00	0.00	-	184.00	-	-	-	0.00	0.00	0.00	-	232.00	-	120	0.00	0.00	0.00	-	303.00	-	-	-	-	5,750
5,800	0.00	0.00	0.00	-	119.00	-	31	0.00	0.00	0.00	-	165.00	-	-	-	0.00	0.00	0.00	-	263.00	-	63	0.00	0.00	0.00	-	334.00	-	-	-	-	5,800
5,850	0.00	0.00	0.00	-	102.00	-	30	0.00	0.00	0.00	-	147.00	-	-	-	0.00	0.00	0.00	-	295.00	-	91	0.00	0.00	0.00	-	366.00	-	-	-	-	5,850
5,900	0.00	0.00	0.00	-	87.00	-	10	0.00	0.00	0.00	-	131.00	-	-	-	0.00	0.00	0.00	-	330.00	-	30	0.00	0.00	0.00	-	400.00	-	-	-	-	5,900
5,950	0.00	0.00	0.00	-	73.50	-	15	0.00	0.00	0.00	-	116.00	-	-	-	0.00	0.00	0.00	-	367.00	-	30	0.00	0.00	0.00	-	435.00	-	-	-	-	5,950

FTSE/Athex Large Cap

(Trade Unit: 1 Index Point x 2€ - Exercise Style: European, Cash Settlement)

Exercise Price	Call Options														Put Options																		
	June 2026							July 2026							Other Months		June 2026							July 2026							Other Months		Exercise Price
	Open price	Price max	Price min	Last price	Closing price	Volume	Open Interest	Open price	Price max	Price min	Last price	Closing price	Volume	Open Interest	Volume	Open Interest	Open price	Price max	Price min	Last price	Closing price	Volume	Open Interest	Open price	Price max	Price min	Last price	Closing price	Volume	Open Interest	Volume	Open Interest	
6,000	0.00	0.00	0.00	-	62.00	-	10	0.00	0.00	0.00	-	103.00	-	-			0.00	0.00	0.00	-	405.00	-	-	0.00	0.00	0.00	-	471.00	-	-			
6,050	0.00	0.00	0.00	-	52.00	-	10	0.00	0.00	0.00	-	91.00	-	-			0.00	0.00	0.00	-	445.00	-	-	0.00	0.00	0.00	-	509.00	-	-			6,050
6,100	0.00	0.00	0.00	-	43.25	-	-	0.00	0.00	0.00	-	80.00	-	-			0.00	0.00	0.00	-	486.00	-	-	0.00	0.00	0.00	-	548.00	-	-			6,100
6,150	0.00	0.00	0.00	-	35.75	-	-	0.00	0.00	0.00	-	70.00	-	-			0.00	0.00	0.00	-	528.00	-	-	0.00	0.00	0.00	-	588.00	-	-			6,150
6,200	0.00	0.00	0.00	-	29.25	-	-	0.00	0.00	0.00	-	61.00	-	-			0.00	0.00	0.00	-	572.00	-	-	0.00	0.00	0.00	-	629.00	-	-			6,200
6,250	0.00	0.00	0.00	-	24.00	-	-	0.00	0.00	0.00	-	53.50	-	-			0.00	0.00	0.00	-	616.00	-	-	0.00	0.00	0.00	-	671.00	-	-			6,250
6,300	0.00	0.00	0.00	-	19.50	-	-	0.00	0.00	0.00	-	46.25	-	-			0.00	0.00	0.00	-	662.00	-	-	0.00	0.00	0.00	-	713.00	-	-			6,300
6,350	0.00	0.00	0.00	-	15.75	-	-	0.00	0.00	0.00	-	40.00	-	-			0.00	0.00	0.00	-	708.00	-	-	0.00	0.00	0.00	-	757.00	-	-			6,350
6,400	0.00	0.00	0.00	-	12.50	-	-	0.00	0.00	0.00	-	34.75	-	-			0.00	0.00	0.00	-	755.00	-	-	0.00	0.00	0.00	-	801.00	-	-			6,400
6,450	0.00	0.00	0.00	-	10.00	-	-	-	-	-	-	-	-	-			0.00	0.00	0.00	-	802.00	-	-	-	-	-	-	-	-	-			6,450
6,500	0.00	0.00	0.00	-	8.00	-	-	-	-	-	-	-	-	-			0.00	0.00	0.00	-	850.00	-	-	-	-	-	-	-	-	-			6,500
6,550	0.00	0.00	0.00	-	6.30	-	-	-	-	-	-	-	-	-			0.00	0.00	0.00	-	898.00	-	-	-	-	-	-	-	-	-			6,550
6,600	0.00	0.00	0.00	-	4.90	-	-	-	-	-	-	-	-	-			0.00	0.00	0.00	-	947.00	-	-	-	-	-	-	-	-	-			6,600
6,650	0.00	0.00	0.00	-	3.90	-	-	-	-	-	-	-	-	-			0.00	0.00	0.00	-	995.00	-	-	-	-	-	-	-	-	-			6,650
Totals:						35	495					90	0	0	0							1	651					30	0	0	0		
Number of Trades:							8						3	0	0								1					1		0			

Allwyn AG (CR)

(Contract Size: 100 Securities, Exercise Style: American, Physical Delivery)

Call Options														Put Options																		
June 2026							July 2026							Other Months		June 2026							July 2026							Other Months		Exercise Price
Open price	Price max	Price min	Last price	Closing price	Volume	Open Interest	Open price	Price max	Price min	Last price	Closing price	Volume	Open Interest	Volume	Open Interest	Open price	Price max	Price min	Last price	Closing price	Volume	Open Interest	Open price	Price max	Price min	Last price	Closing price	Volume	Open Interest	Volume	Open Interest	
8.500	0.000	0.000	0.000	3.47	-	-	0.000	0.000	0.000	0.001	-	-			0.000	0.000	0.000	0.001	-	-			0.000	0.000	0.000	0.001	-	-			0.085	
8.750	0.000	0.000	0.000	3.22	-	-	0.000	0.000	0.000	0.001	-	-			0.000	0.000	0.000	0.001	-	-			0.000	0.000	0.000	0.001	-	-			0.088	
9.000	0.000	0.000	0.000	2.97	-	-	0.000	0.000	0.000	0.001	-	-			0.000	0.000	0.000	0.001	-	-			0.000	0.000	0.000	0.001	-	-			0.090	
9.250	0.000	0.000	0.000	2.72	-	-	0.000	0.000	0.000	0.001	-	-			0.000	0.000	0.000	0.003	-	-			0.000	0.000	0.000	0.001	-	-			0.093	
9.500	0.000	0.000	0.000	2.47	-	-	0.000	0.000	0.000	0.001	-	-			0.000	0.000	0.000	0.006	-	-			0.000	0.000	0.000	0.001	-	-			0.095	
9.750	0.000	0.000	0.000	2.23	-	-	0.000	0.000	0.000	0.001	-	-			0.000	0.000	0.000	0.011	-	-			0.000	0.000	0.000	0.001	-	-			0.098	
10.000	0.000	0.000	0.000	1.99	-	-	0.000	0.000	0.000	0.001	-	-			0.000	0.000	0.000	0.021	-	-			0.000	0.000	0.000	0.001	-	-			0.100	
10.500	0.000	0.000	0.000	1.53	-	-	0.000	0.000	0.000	0.001	-	-			0.000	0.000	0.000	0.062	-	-			0.000	0.000	0.000	0.001	-	-			0.105	
11.000	0.000	0.000	0.000	1.12	-	-	0.000	0.000	0.000	0.001	-	-			0.000	0.000	0.000	0.148	-	-			0.000	0.000	0.000	0.001	-	-			0.110	
11.500	0.000	0.000	0.000	0.769	-	-	0.000	0.000	0.000	0.001	-	-			0.000	0.000	0.000	0.297	-	-			0.000	0.000	0.000	0.001	-	-			0.115	
12.000	0.000	0.000	0.000	0.494	-	-	0.000	0.000	0.000	0.001	-	-			0.000	0.000	0.000	0.522	-	-			0.000	0.000	0.000	0.001	-	-			0.120	
12.500	0.000	0.000	0.000	0.299	-	-	0.000	0.000	0.000	0.001	-	-			0.000	0.000	0.000	0.827	-	-			0.000	0.000	0.000	0.001	-	-			0.125	
13.000	0.000	0.000	0.000	0.166	-	-	0.000	0.000	0.000	0.001	-	-			0.000	0.000	0.000	1.20	-	-			0.000	0.000	0.000	0.001	-	-			0.130	
13.500	0.000	0.000	0.000	0.086	-	-	0.000	0.000	0.000	0.001	-	-			0.000	0.000	0.000	1.62	-	-			0.000	0.000	0.000	0.001	-	-			0.135	
14.000	0.000	0.000	0.000	0.043	-	-	0.000	0.000	0.000	0.001	-	-			0.000	0.000	0.000	2.08	-	-			0.000	0.000	0.000	0.001	-	-			0.140	
14.500	0.000	0.000	0.000	0.020	-	-	0.000	0.000	0.000	0.001	-	-			0.000	0.000	0.000	2.56	-	-			0.000	0.000	0.000	0.001	-	-			0.145	
15.000	0.000	0.000	0.000	0.008	-	-	0.000	0.000	0.000	0.001	-	-			0.000	0.000	0.000	3.05	-	-			0.000	0.000	0.000	0.001	-	-			0.150	
15.500	0.000	0.000	0.000	0.003	-	-	0.000	0.000	0.000	0.001	-	-			0.000	0.000	0.000	3.55	-	-			0.000	0.000	0.000	0.001	-	-			0.155	
16.000	0.000	0.000	0.000	0.001	-	-	0.000	0.000	0.000	0.001	-	-			0.000	0.000	0.000	4.05	-	-			0.000	0.000	0.000	0.001	-	-			0.160	
16.500	0.000	0.000	0.000	0.001	-	-	0.000	0.000	0.000	0.001	-	-			0.000	0.000	0.000	4.55	-	-			0.000	0.000	0.000	0.001	-	-			0.165	
17.000	0.000	0.000	0.000	0.001	-	-	0.000	0.000	0.000	0.001	-	-			0.000	0.000	0.000	5.05	-	-			0.000	0.000	0.000	0.001	-	-			0.170	
17.500	0.000	0.000	0.000	0.003	-	-	0.000	0.000	0.000	0.001	-	-			0.000	0.000	0.000	5.55	-	-			0.000	0.000	0.000	0.001	-	-			0.175	
18.000	0.000	0.000	0.000	0.001	-	-	0.000	0.000	0.000	0.001	-	-			0.000	0.000	0.000	6.05	-	-			0.000	0.000	0.000	0.001	-	-			0.180	
18.500	0.000	0.000	0.000	0.001	-	-	0.000	0.000	0.000	0.001	-	-			0.000	0.000	0.000	6.55	-	-			0.000	0.000	0.000	0.001	-	-			0.185	
19.000	0.000	0.000	0.000	0.001	-	-	0.000	0.000	0.000	0.001	-	-			0.000	0.000	0.000	7.05	-	-	50		0.000	0.000	0.000	0.001	-	-			0.190	
19.500	0.000	0.000	0.000	0.001	-	-					-	-			0.000	0.000	0.000	7.55	-	-	50					-	-			0.195		
20.000	0.000	0.000	0.000	0.001	-	-					-	-			0.000	0.000	0.000	8.05	-	-					-	-					0.200	
21.000	0.000	0.000	0.000	0.001	-	-					-	-			0.000	0.000	0.000	9.05	-	-					-	-					0.210	
22.000	0.000	0.000	0.000	0.001	-	-					-	-			0.000	0.000	0.000	10.05	-	-					-	-					0.220	
23.000	0.000	0.000	0.000	0.001	-	-					-	-			0.000	0.000	0.000	11.05	-	-					-	-					0.230	
24.000	0.000	0.000	0.000	0.001	-	-					-	-			0.000	0.000	0.000	12.05	-	-					-	-					0.240	
25.000	0.000	0.000	0.000	0.002	-	-					-	-			0.000	0.000	0.000	13.05	-	-					-	-					0.250	
26.000	0.000	0.000	0.000	0.001	-	-					-	-			0.000	0.000	0.000	14.05	-	-					-	-					0.260	
27.000	0.000	0.000	0.000	0.001	-	-					-	-			0.000	0.000	0.000	15.05	-	-					-	-					0.270	
28.000	0.000	0.000	0.000	0.001	-	-					-	-			0.000	0.000	0.000	16.05	-	-					-	-					0.280	
29.000	0.000	0.000	0.000	0.001	-	-					-	-			0.000	0.000	0.000	17.05	-	-					-	-					0.290	

Allwyn AG (CR)

(Contract Size: 100 Securities, Exercise Style: American, Physical Delivery)

	Call Options														Put Options																		
	June 2026						July 2026						Other Months		June 2026						July 2026						Other Months						
Exercise Price	Open price	Price max	Price min	Last price	Closing price	Volume	Open Interest	Open price	Price max	Price min	Last price	Closing price	Volume	Open Interest	Volume	Open Interest	Open price	Price max	Price min	Last price	Closing price	Volume	Open Interest	Open price	Price max	Price min	Last price	Closing price	Volume	Open Interest	Volume	Open Interest	Exercise Price
30.000	0.000	0.000	0.000		0.001	-	-						-	-			0.000	0.000	0.000		18.05	-	-						-	-			0.300
Totals:						0	0						0	0	0	0					0	100						0	0	0	0		
Number of Trades:							0						0	0	0						0.00						0	0	0				

ALPHA BANK (CR)

(Contract Size: 100 Securities, Exercise Style: American, Physical Delivery)

Call Options																Put Options																		
Exercise Price	June 2026						July 2026						Other Months		June 2026						July 2026						Other Months		Exercise Price					
	Open price	Price max	Price min	Last price	Closing price	Volume	Open Interest	Open price	Price max	Price min	Last price	Closing price	Volume	Open Interest	Volume	Open Interest	Open price	Price max	Price min	Last price	Closing price	Volume	Open Interest	Open price	Price max	Price min	Last price	Closing price		Volume	Open Interest	Volume	Open Interest	
2.000	0.000	0.000	0.000		1.57	-	-									0.000	0.000	0.000		0.001	-	-											0.020	
2.100	0.000	0.000	0.000		1.47	-	-									0.000	0.000	0.000		0.001	-	-											0.021	
2.200	0.000	0.000	0.000		1.37	-	-									0.000	0.000	0.000		0.001	-	-											0.022	
2.300	0.000	0.000	0.000		1.27	-	-									0.000	0.000	0.000		0.001	-	-											0.023	
2.400	0.000	0.000	0.000		1.17	-	-	0.000	0.000	0.000		0.001	-	-		0.000	0.000	0.000		0.001	-	-	0.000	0.000	0.000		0.001	-	-				0.024	
2.500	0.000	0.000	0.000		1.08	-	-	0.000	0.000	0.000		0.001	-	-		0.000	0.000	0.000		0.001	-	-	0.000	0.000	0.000		0.001	-	-				0.025	
2.600	0.000	0.000	0.000		0.977	-	-	0.000	0.000	0.000		0.001	-	-		0.000	0.000	0.000		0.002	-	-	0.000	0.000	0.000		0.001	-	-				0.026	
2.700	0.000	0.000	0.000		0.879	-	-	0.000	0.000	0.000		0.001	-	-		0.000	0.000	0.000		0.004	-	-	0.000	0.000	0.000		0.001	-	-				0.027	
2.800	0.000	0.000	0.000		0.783	-	-	0.000	0.000	0.000		0.001	-	-		0.000	0.000	0.000		0.008	-	-	0.000	0.000	0.000		0.001	-	-				0.028	
2.900	0.000	0.000	0.000		0.690	-	-	0.000	0.000	0.000		0.001	-	-		0.000	0.000	0.000		0.014	-	-	0.000	0.000	0.000		0.001	-	-				0.029	
3.000	0.000	0.000	0.000		0.601	-	-	0.000	0.000	0.000		0.001	-	-		0.000	0.000	0.000		0.025	-	-	0.000	0.000	0.000		0.001	-	-				0.030	
3.100	0.000	0.000	0.000		0.516	-	-	0.000	0.000	0.000		0.001	-	-		0.000	0.000	0.000		0.040	-	-	0.000	0.000	0.000		0.001	-	-				0.031	
3.200	0.000	0.000	0.000		0.437	-	-	0.000	0.000	0.000		0.001	-	-		0.000	0.000	0.000		0.061	-	-	0.000	0.000	0.000		0.001	-	-				0.032	
3.300	0.000	0.000	0.000		0.364	-	-	0.000	0.000	0.000		0.001	-	-		0.000	0.000	0.000		0.088	-	-	0.000	0.000	0.000		0.001	-	-				0.033	
3.400	0.000	0.000	0.000		0.300	-	-	0.000	0.000	0.000		0.001	-	-		0.000	0.000	0.000		0.123	-	-	0.000	0.000	0.000		0.001	-	-				0.034	
3.500	0.000	0.000	0.000		0.244	-	-	0.000	0.000	0.000		0.001	-	-		0.000	0.000	0.000		0.167	-	-	0.000	0.000	0.000		0.001	-	-				0.035	
3.600	0.000	0.000	0.000		0.194	-	-	0.000	0.000	0.000		0.001	-	-		0.000	0.000	0.000		0.217	-	-	0.000	0.000	0.000		0.001	-	-				0.036	
3.700	0.000	0.000	0.000		0.152	-	-	0.000	0.000	0.000		0.001	-	-		0.000	0.000	0.000		0.275	-	-	0.000	0.000	0.000		0.001	-	-				0.037	
3.800	0.000	0.000	0.000		0.118	-	-	0.000	0.000	0.000		0.001	-	-		0.000	0.000	0.000		0.342	-	-	0.000	0.000	0.000		0.001	-	-				0.038	
3.900	0.000	0.000	0.000		0.090	-	-	2,000	0.000	0.000	0.000		0.001	-	-		0.000	0.000	0.000		0.413	-	-	0.000	0.000	0.000		0.001	-	-				0.039
4.000	0.000	0.000	0.000		0.067	-	-	10	0.000	0.000	0.000		0.001	-	-		0.000	0.000	0.000		0.491	-	-	0.000	0.000	0.000		0.001	-	-				0.040
4.250	0.000	0.000	0.000		0.031	-	-		0.000	0.000	0.000		0.001	-	-		0.000	0.000	0.000		0.705	-	-	0.000	0.000	0.000		0.001	-	-				0.043
4.400	0.000	0.000	0.000		0.019	-	-									0.000	0.000	0.000		0.843	-	-											0.044	
4.500	0.000	0.000	0.000		0.013	-	-		0.000	0.000	0.000		0.001	-	-		0.000	0.000	0.000		0.938	-	-	0.000	0.000	0.000		0.001	-	-				0.045
4.750	0.000	0.000	0.000		0.005	-	-		0.000	0.000	0.000		0.001	-	-		0.000	0.000	0.000		1.18	-	-	0.000	0.000	0.000		0.001	-	-				0.048
4.800	0.000	0.000	0.000		0.004	-	-									0.000	0.000	0.000		1.23	-	-											0.048	
5.000	0.000	0.000	0.000		0.002	-	-		0.000	0.000	0.000		0.001	-	-		0.000	0.000	0.000		1.43	-	-	0.000	0.000	0.000		0.001	-	-				0.050
5.250	0.000	0.000	0.000		0.001	-	-		0.000	0.000	0.000		0.001	-	-		0.000	0.000	0.000		1.68	-	-	0.000	0.000	0.000		0.001	-	-				0.053
5.500	0.000	0.000	0.000		0.001	-	-		0.000	0.000	0.000		0.001	-	-		0.000	0.000	0.000		1.93	-	-	0.000	0.000	0.000		0.001	-	-				0.055
5.750	0.000	0.000	0.000		0.001	-	-		0.000	0.000	0.000		0.001	-	-		0.000	0.000	0.000		2.18	-	-	0.000	0.000	0.000		0.001	-	-				0.058
6.000	0.000	0.000	0.000		0.001	-	-		0.000	0.000	0.000		0.001	-	-		0.000	0.000	0.000		2.43	-	-	0.000	0.000	0.000		0.001	-	-				0.060
6.250	0.000	0.000	0.000		0.001	-	-		0.000	0.000	0.000		0.001	-	-		0.000	0.000	0.000		2.68	-	-	0.000	0.000	0.000		0.001	-	-				0.063
6.500	0.000	0.000	0.000		0.001	-	-									0.000	0.000	0.000		2.93	-	-											0.065	
6.750	0.000	0.000	0.000		0.001	-	-									0.000	0.000	0.000		3.18	-	-											0.068	
7.000	0.000	0.000	0.000		0.001	-	-									0.000	0.000	0.000		3.43	-	-											0.070	

ALPHA BANK (CR)

(Contract Size: 100 Securities, Exercise Style: American, Physical Delivery)

	Call Options														Put Options																					
	June 2026							July 2026							Other Months		June 2026							July 2026							Other Months					
Exercise Price	Open price	Price max	Price min	Last price	Closing price	Volume	Open Interest	Open price	Price max	Price min	Last price	Closing price	Volume	Open Interest	Volume	Open Interest	Open price	Price max	Price min	Last price	Closing price	Volume	Open Interest	Open price	Price max	Price min	Last price	Closing price	Volume	Open Interest	Volume	Open Interest	Exercise Price			
Totals:						0	2,010							0	0	0	0							0	0							0	0	0	0	
Number of Trades:							0							0		0								0.00								0		0		

NATIONAL BANK (CR)

(Contract Size: 100 Securities, Exercise Style: American, Physical Delivery)

Call Options																	Put Options																		
June 2026							July 2026							Other Months		June 2026					July 2026					Other Months		Exercise Price							
Exerise Price	Open price	Price max	Price min	Last price	Closing price	Volume	Open Interest	Open price	Price max	Price min	Last price	Closing price	Volume	Open Interest	Volume	Open Interest	Open price	Price max	Price min	Last price	Closing price	Volume	Open Interest	Open price	Price max	Price min	Last price		Closing price	Volume	Open Interest	Volume	Open Interest		
8.250	0.000	0.000	0.000		5.57	-	-										0.000	0.000	0.000		0.001	-	-										0.083		
8.400	0.000	0.000	0.000		5.42	-	-										0.000	0.000	0.000		0.001	-	-										0.084		
8.500	0.000	0.000	0.000		5.32	-	-										0.000	0.000	0.000		0.001	-	-										0.085		
8.750	0.000	0.000	0.000		5.07	-	-										0.000	0.000	0.000		0.001	-	-										0.088		
8.800	0.000	0.000	0.000		5.02	-	-										0.000	0.000	0.000		0.001	-	-										0.088		
9.000	0.000	0.000	0.000		4.82	-	-										0.000	0.000	0.000		0.001	-	-										0.090		
9.200	0.000	0.000	0.000		4.62	-	-										0.000	0.000	0.000		0.001	-	-										0.092		
9.250	0.000	0.000	0.000		4.57	-	-	0.000	0.000	0.000		0.001	-	-			0.000	0.000	0.000		0.001	-	-	0.000	0.000	0.000		0.001	-	-			0.093		
9.500	0.000	0.000	0.000		4.32	-	-	0.000	0.000	0.000		0.001	-	-			0.000	0.000	0.000		0.001	-	-	0.000	0.000	0.000		0.001	-	-			0.095		
9.600	0.000	0.000	0.000		4.22	-	-										0.000	0.000	0.000		0.002	-	-										0.096		
9.750	0.000	0.000	0.000		4.07	-	-	0.000	0.000	0.000		0.001	-	-			0.000	0.000	0.000		0.002	-	-	0.000	0.000	0.000		0.001	-	-			0.098		
10.000	0.000	0.000	0.000		3.82	-	-	0.000	0.000	0.000		0.001	-	-			0.000	0.000	0.000		0.004	-	-	0.000	0.000	0.000		0.001	-	-			0.100		
10.500	0.000	0.000	0.000		3.33	-	-	0.000	0.000	0.000		0.001	-	-			0.000	0.000	0.000		0.012	-	-	0.000	0.000	0.000		0.001	-	-			0.105		
11.000	0.000	0.000	0.000		2.85	-	-	0.000	0.000	0.000		0.001	-	-			0.000	0.000	0.000		0.030	-	-	0.000	0.000	0.000		0.001	-	-			0.110		
11.500	0.000	0.000	0.000		2.39	-	-	0.000	0.000	0.000		0.001	-	-			0.000	0.000	0.000		0.068	-	-	0.000	0.000	0.000		0.001	-	-			0.115		
12.000	0.000	0.000	0.000		1.96	-	-	0.000	0.000	0.000		0.001	-	-			0.000	0.000	0.000		0.133	-	-	0.000	0.000	0.000		0.001	-	-			0.120		
12.500	0.000	0.000	0.000		1.56	-	-	0.000	0.000	0.000		0.001	-	-			0.000	0.000	0.000		0.236	-	133	0.000	0.000	0.000		0.001	-	-			0.125		
13.000	0.000	0.000	0.000		1.21	-	-	0.000	0.000	0.000		0.001	-	-			0.000	0.000	0.000		0.386	-	-	0.000	0.000	0.000		0.001	-	-			0.130		
13.500	0.000	0.000	0.000		0.913	-	-	0.000	0.000	0.000		0.001	-	-			0.000	0.000	0.000		0.588	-	136	0.000	0.000	0.000		0.001	-	-			0.135		
14.000	0.000	0.000	0.000		0.668	-	-	0.000	0.000	0.000		0.001	-	-			0.000	0.000	0.000		0.843	-	-	0.000	0.000	0.000		0.001	-	-			0.140		
14.500	0.000	0.000	0.000		0.474	-	-	0.000	0.000	0.000		0.001	-	-			0.000	0.000	0.000		1.15	-	10	0.000	0.000	0.000		0.001	-	-			0.145		
15.000	0.000	0.000	0.000		0.326	-	15	0.000	0.000	0.000		0.001	-	-			0.000	0.000	0.000		1.50	-	-	0.000	0.000	0.000		0.001	-	-			0.150		
15.500	0.000	0.000	0.000		0.216	-	-	0.000	0.000	0.000		0.001	-	-			0.000	0.000	0.000		1.89	-	-	0.000	0.000	0.000		0.001	-	-			0.155		
16.000	0.000	0.000	0.000		0.142	-	-	0.000	0.000	0.000		0.001	-	-			0.000	0.000	0.000		2.32	-	-	0.000	0.000	0.000		0.001	-	-			0.160		
16.500	0.000	0.000	0.000		0.092	-	-	0.000	0.000	0.000		0.001	-	-			0.000	0.000	0.000		2.77	-	-	0.000	0.000	0.000		0.001	-	-			0.165		
17.000	0.000	0.000	0.000		0.057	-	-	0.000	0.000	0.000		0.001	-	-			0.000	0.000	0.000		3.24	-	-	0.000	0.000	0.000		0.001	-	-			0.170		
17.500	0.000	0.000	0.000		0.034	-	-	0.000	0.000	0.000		0.001	-	-			0.000	0.000	0.000		3.72	-	-	0.000	0.000	0.000		0.001	-	-			0.175		
18.000	0.000	0.000	0.000		0.019	-	-	0.000	0.000	0.000		0.001	-	-			0.000	0.000	0.000		4.21	-	-	0.000	0.000	0.000		0.001	-	-			0.180		
18.500	0.000	0.000	0.000		0.012	-	-	0.000	0.000	0.000		0.001	-	-			0.000	0.000	0.000		4.70	-	-	0.000	0.000	0.000		0.001	-	-			0.185		
19.000	0.000	0.000	0.000		0.007	-	-	0.000	0.000	0.000		0.001	-	-			0.000	0.000	0.000		5.20	-	-	0.000	0.000	0.000		0.001	-	-			0.190		
19.500	0.000	0.000	0.000		0.003	-	-	0.000	0.000	0.000		0.001	-	-			0.000	0.000	0.000		5.70	-	-	0.000	0.000	0.000		0.001	-	-			0.195		
20.000	0.000	0.000	0.000		0.002	-	-	0.000	0.000	0.000		0.001	-	-			0.000	0.000	0.000		6.20	-	-	0.000	0.000	0.000		0.001	-	-			0.200		
21.000	0.000	0.000	0.000		0.002	-	-										0.000	0.000	0.000		7.20	-	-										0.210		
22.000	0.000	0.000	0.000		0.001	-	-										0.000	0.000	0.000		8.20	-	-										0.220		
Totals:						0	15							0	0	0	0							0	279							0	0	0	40
Number of Trades:						0							0							0							0							0	

OTE (CR)

(Contract Size: 100 Securities, Exercise Style: American, Physical Delivery)

Call Options														Put Options																			
June 2026							July 2026							Other Months		June 2026							July 2026							Other Months		Exercise Price	
Open price	Price max	Price min	Last price	Closing price	Volume	Open Interest	Open price	Price max	Price min	Last price	Closing price	Volume	Open Interest	Volume	Open Interest	Open price	Price max	Price min	Last price	Closing price	Volume	Open Interest	Open price	Price max	Price min	Last price	Closing price	Volume	Open Interest	Volume	Open Interest		
10.000	0.000	0.000	0.000	8.88	-	-										0.000	0.000	0.000	0.001	-	-											0.100	
10.500	0.000	0.000	0.000	8.38	-	-										0.000	0.000	0.000	0.001	-	-											0.105	
11.000	0.000	0.000	0.000	7.88	-	-										0.000	0.000	0.000	0.001	-	-											0.110	
11.500	0.000	0.000	0.000	7.38	-	-										0.000	0.000	0.000	0.001	-	-											0.115	
12.000	0.000	0.000	0.000	6.88	-	-										0.000	0.000	0.000	0.002	-	-											0.120	
12.500	0.000	0.000	0.000	6.38	-	-										0.000	0.000	0.000	0.001	-	-											0.125	
13.000	0.000	0.000	0.000	5.89	-	-	0.000	0.000	0.000	0.001	-	-				0.000	0.000	0.000	0.001	-	-	0.000	0.000	0.000	0.001	-	-					0.130	
13.500	0.000	0.000	0.000	5.39	-	-	0.000	0.000	0.000	0.001	-	-				0.000	0.000	0.000	0.001	-	-	0.000	0.000	0.000	0.001	-	-					0.135	
14.000	0.000	0.000	0.000	4.89	-	-	0.000	0.000	0.000	0.001	-	-				0.000	0.000	0.000	0.001	-	-	0.000	0.000	0.000	0.001	-	-					0.140	
14.500	0.000	0.000	0.000	4.39	-	-	0.000	0.000	0.000	0.001	-	-				0.000	0.000	0.000	0.001	-	-	0.000	0.000	0.000	0.001	-	-					0.145	
15.000	0.000	0.000	0.000	3.89	-	-	0.000	0.000	0.000	0.001	-	-				0.000	0.000	0.000	0.001	-	-	0.000	0.000	0.000	0.001	-	-					0.150	
15.500	0.000	0.000	0.000	3.39	-	-	0.000	0.000	0.000	0.001	-	-				0.000	0.000	0.000	0.004	-	-	0.000	0.000	0.000	0.001	-	-					0.155	
16.000	0.000	0.000	0.000	2.90	-	-	0.000	0.000	0.000	0.001	-	-				0.000	0.000	0.000	0.011	-	-	0.000	0.000	0.000	0.001	-	-					0.160	
16.500	0.000	0.000	0.000	2.42	-	-	0.000	0.000	0.000	0.001	-	-				0.000	0.000	0.000	0.030	-	-	0.000	0.000	0.000	0.001	-	-					0.165	
17.000	0.000	0.000	0.000	1.96	-	-	0.000	0.000	0.000	0.001	-	-				0.000	0.000	0.000	0.070	-	45	0.000	0.000	0.000	0.001	-	-					0.170	
17.500	0.000	0.000	0.000	1.53	-	-	0.000	0.000	0.000	0.001	-	-				0.000	0.000	0.000	0.141	-	77	0.000	0.000	0.000	0.001	-	-					0.175	
18.000	0.000	0.000	0.000	1.15	-	-	0.000	0.000	0.000	0.001	-	-				0.301	0.301	0.301	0.301	0.301	15	1	0.000	0.000	0.000	0.001	-	-					0.180
18.500	0.000	0.000	0.000	0.830	-	-	0.000	0.000	0.000	0.001	-	-				0.000	0.000	0.000	0.436	-	-	0.000	0.000	0.000	0.001	-	-					0.185	
19.000	0.000	0.000	0.000	0.572	-	30	0.000	0.000	0.000	0.001	-	-				0.000	0.000	0.000	0.678	-	-	0.000	0.000	0.000	0.001	-	-					0.190	
19.500	0.000	0.000	0.000	0.375	-	-	0.000	0.000	0.000	0.001	-	-				0.000	0.000	0.000	0.982	-	-	0.000	0.000	0.000	0.001	-	-					0.195	
20.000	0.000	0.000	0.000	0.234	-	-	0.000	0.000	0.000	0.001	-	-				0.000	0.000	0.000	1.34	-	-	0.000	0.000	0.000	0.001	-	-					0.200	
21.000	0.000	0.000	0.000	0.077	-	-	0.000	0.000	0.000	0.001	-	-				0.000	0.000	0.000	2.19	-	-	0.000	0.000	0.000	0.001	-	-					0.210	
22.000	0.000	0.000	0.000	0.021	-	-	0.000	0.000	0.000	0.001	-	-				0.000	0.000	0.000	3.14	-	-	0.000	0.000	0.000	0.001	-	-					0.220	
23.000	0.000	0.000	0.000	0.005	-	-	0.000	0.000	0.000	0.001	-	-				0.000	0.000	0.000	4.14	-	-	0.000	0.000	0.000	0.001	-	-					0.230	
24.000	0.000	0.000	0.000	0.001	-	-	0.000	0.000	0.000	0.001	-	-				0.000	0.000	0.000	5.14	-	-	0.000	0.000	0.000	0.001	-	-					0.240	
25.000	0.000	0.000	0.000	0.001	-	-	0.000	0.000	0.000	0.001	-	-				0.000	0.000	0.000	6.14	-	-	0.000	0.000	0.000	0.001	-	-					0.250	
26.000	0.000	0.000	0.000	0.001	-	-	0.000	0.000	0.000	0.001	-	-				0.000	0.000	0.000	7.14	-	-	0.000	0.000	0.000	0.001	-	-					0.260	
27.000	0.000	0.000	0.000	0.001	-	-	0.000	0.000	0.000	0.001	-	-				0.000	0.000	0.000	8.14	-	-	0.000	0.000	0.000	0.001	-	-					0.270	
28.000	0.000	0.000	0.000	0.001	-	-	0.000	0.000	0.000	0.001	-	-				0.000	0.000	0.000	9.14	-	-	0.000	0.000	0.000	0.001	-	-					0.280	
Totals:					0	30					0	0	0	0							0	123					0	0	0	0			
Number of Trades:					0						0		0									1.00					0		0				

PIRAEUS BANK (CR)

(Contract Size: 100 Securities, Exercise Style: American, Physical Delivery)

Call Options																Put Options																
Exercise Price	June 2026						July 2026						Other Months		June 2026						July 2026						Other Months		Exercise Price			
	Open price	Price max	Price min	Last price	Closing price	Volume	Open Interest	Open price	Price max	Price min	Last price	Closing price	Volume	Open Interest	Volume	Open Interest	Open price	Price max	Price min	Last price	Closing price	Volume	Open Interest	Open price	Price max	Price min	Last price	Closing price		Volume	Open Interest	Volume
4.250	0.000	0.000	0.000		4.06	-	-						-	-			0.000	0.000	0.000		0.001	-	-					-	-			0.043
4.500	0.000	0.000	0.000		3.81	-	-						-	-			0.000	0.000	0.000		0.001	-	-					-	-			0.045
4.750	0.000	0.000	0.000		3.56	-	-						-	-			0.000	0.000	0.000		0.001	-	-					-	-			0.048
5.000	0.000	0.000	0.000		3.31	-	-						-	-			0.000	0.000	0.000		0.001	-	-					-	-			0.050
5.250	0.000	0.000	0.000		3.06	-	-						-	-			0.000	0.000	0.000		0.001	-	-					-	-			0.053
5.500	0.000	0.000	0.000		2.81	-	-	0.000	0.000	0.000		0.001	-	-		0.000	0.000	0.000		0.001	-	-	0.000	0.000	0.000		0.001	-	-			0.055
5.750	0.000	0.000	0.000		2.56	-	-	0.000	0.000	0.000		0.001	-	-		0.000	0.000	0.000		0.001	-	-	0.000	0.000	0.000		0.001	-	-			0.058
6.000	0.000	0.000	0.000		2.31	-	-	0.000	0.000	0.000		0.001	-	-		0.000	0.000	0.000		0.003	-	-	0.000	0.000	0.000		0.001	-	-			0.060
6.250	0.000	0.000	0.000		2.07	-	-	0.000	0.000	0.000		0.001	-	-		0.000	0.000	0.000		0.007	-	-	0.000	0.000	0.000		0.001	-	-			0.063
6.500	0.000	0.000	0.000		1.83	-	-	0.000	0.000	0.000		0.001	-	-		0.000	0.000	0.000		0.015	-	-	0.000	0.000	0.000		0.001	-	-			0.065
6.750	0.000	0.000	0.000		1.59	-	-	0.000	0.000	0.000		0.001	-	-		0.000	0.000	0.000		0.030	-	-	0.000	0.000	0.000		0.001	-	-			0.068
7.000	0.000	0.000	0.000		1.37	-	-	0.000	0.000	0.000		0.001	-	-		0.000	0.000	0.000		0.054	-	-	0.000	0.000	0.000		0.001	-	-			0.070
7.250	0.000	0.000	0.000		1.16	-	-	0.000	0.000	0.000		0.001	-	-		0.000	0.000	0.000		0.092	-	-	0.000	0.000	0.000		0.001	-	-			0.073
7.500	0.000	0.000	0.000		0.959	-	-	0.000	0.000	0.000		0.001	-	-		0.000	0.000	0.000		0.145	-	-	0.000	0.000	0.000		0.001	-	-			0.075
7.750	0.000	0.000	0.000		0.781	-	-	0.000	0.000	0.000		0.001	-	-		0.000	0.000	0.000		0.217	-	-	0.000	0.000	0.000		0.001	-	-			0.078
8.000	0.000	0.000	0.000		0.623	-	-	0.000	0.000	0.000		0.001	-	-		0.000	0.000	0.000		0.308	-	-	0.000	0.000	0.000		0.001	-	-			0.080
8.250	0.000	0.000	0.000		0.490	-	-	0.000	0.000	0.000		0.001	-	-		0.000	0.000	0.000		0.424	-	-	0.000	0.000	0.000		0.001	-	-			0.083
8.500	0.000	0.000	0.000		0.379	-	-	0.000	0.000	0.000		0.001	-	-		0.000	0.000	0.000		0.563	-	-	0.000	0.000	0.000		0.001	-	-			0.085
8.750	0.000	0.000	0.000		0.286	-	10	0.000	0.000	0.000		0.001	-	-		0.000	0.000	0.000		0.721	-	-	0.000	0.000	0.000		0.001	-	-			0.088
9.000	0.000	0.000	0.000		0.209	-	900	0.000	0.000	0.000		0.001	-	-		0.000	0.000	0.000		0.895	-	-	0.000	0.000	0.000		0.001	-	-			0.090
9.250	0.000	0.000	0.000		0.154	-	-	0.000	0.000	0.000		0.001	-	-		0.000	0.000	0.000		1.09	-	-	0.000	0.000	0.000		0.001	-	-			0.093
9.500	0.000	0.000	0.000		0.111	-	-	0.000	0.000	0.000		0.001	-	-		0.000	0.000	0.000		1.30	-	-	0.000	0.000	0.000		0.001	-	-			0.095
9.750	0.000	0.000	0.000		0.076	-	-	0.000	0.000	0.000		0.001	-	-		0.000	0.000	0.000		1.51	-	-	0.000	0.000	0.000		0.001	-	-			0.098
10.000	0.000	0.000	0.000		0.053	-	-	0.000	0.000	0.000		0.001	-	-		0.000	0.000	0.000		1.74	-	-	0.000	0.000	0.000		0.001	-	-			0.100
10.500	0.000	0.000	0.000		0.023	-	-	0.000	0.000	0.000		0.001	-	-		0.000	0.000	0.000		2.21	-	-	0.000	0.000	0.000		0.001	-	-			0.105
11.000	0.000	0.000	0.000		0.010	-	-	0.000	0.000	0.000		0.001	-	-		0.000	0.000	0.000		2.70	-	-	0.000	0.000	0.000		0.001	-	-			0.110
11.500	0.000	0.000	0.000		0.004	-	-	0.000	0.000	0.000		0.001	-	-		0.000	0.000	0.000		3.20	-	-	0.000	0.000	0.000		0.001	-	-			0.115
12.000	0.000	0.000	0.000		0.002	-	-	0.000	0.000	0.000		0.001	-	-		0.000	0.000	0.000		3.70	-	-	0.000	0.000	0.000		0.001	-	-			0.120
12.500	0.000	0.000	0.000		0.001	-	-	0.000	0.000	0.000		0.001	-	-		0.000	0.000	0.000		4.20	-	-	0.000	0.000	0.000		0.001	-	-			0.125
13.000	0.000	0.000	0.000		0.002	-	-						-	-		0.000	0.000	0.000		4.70	-	-					-	-			0.130	
Totals:						0	910						0	0	0	0					0	0					0	0	0	0		
Number of Trades:						0							0		0							0.00						0		0		

PPC (CR)

(Contract Size: 100 Securities, Exercise Style: American, Physical Delivery)

Call Options																Put Options																	
June 2026							July 2026							Other Months		June 2026						July 2026					Other Months		Exercise Price				
Open price	Price max	Price min	Last price	Closing price	Volume	Open Interest	Open price	Price max	Price min	Last price	Closing price	Volume	Open Interest	Volume	Open Interest	Open price	Price max	Price min	Last price	Closing price	Volume	Open Interest	Open price	Price max	Price min	Last price	Closing price	Volume		Open Interest	Volume	Open Interest	
9.200	0.000	0.000	0.000	10.57	-	-										0.000	0.000	0.000	0.001	-	-											0.092	
9.500	0.000	0.000	0.000	10.27	-	-										0.000	0.000	0.000	0.001	-	-											0.095	
9.600	0.000	0.000	0.000	10.17	-	-										0.000	0.000	0.000	0.001	-	-											0.096	
9.750	0.000	0.000	0.000	10.02	-	-										0.000	0.000	0.000	0.001	-	-											0.098	
10.000	0.000	0.000	0.000	9.77	-	-										0.000	0.000	0.000	0.001	-	-											0.100	
10.500	0.000	0.000	0.000	9.27	-	-										0.000	0.000	0.000	0.001	-	-											0.105	
11.000	0.000	0.000	0.000	8.77	-	-										0.000	0.000	0.000	0.001	-	-											0.110	
11.500	0.000	0.000	0.000	8.27	-	-										0.000	0.000	0.000	0.001	-	-											0.115	
12.000	0.000	0.000	0.000	7.77	-	-										0.000	0.000	0.000	0.001	-	-											0.120	
12.500	0.000	0.000	0.000	7.27	-	-										0.000	0.000	0.000	0.001	-	-											0.125	
13.000	0.000	0.000	0.000	6.78	-	-	0.000	0.000	0.000	0.001	-	-				0.000	0.000	0.000	0.001	-	-	0.000	0.000	0.000	0.001	-	-					0.130	
13.500	0.000	0.000	0.000	6.28	-	-	0.000	0.000	0.000	0.001	-	-				0.000	0.000	0.000	0.001	-	-	0.000	0.000	0.000	0.001	-	-					0.135	
14.000	0.000	0.000	0.000	5.78	-	-	0.000	0.000	0.000	0.001	-	-				0.000	0.000	0.000	0.001	-	-	0.000	0.000	0.000	0.001	-	-					0.140	
14.500	0.000	0.000	0.000	5.28	-	-	0.000	0.000	0.000	0.001	-	-				0.000	0.000	0.000	0.001	-	-	0.000	0.000	0.000	0.001	-	-					0.145	
15.000	0.000	0.000	0.000	4.78	-	-	0.000	0.000	0.000	0.001	-	-				0.000	0.000	0.000	0.001	-	-	0.000	0.000	0.000	0.001	-	-					0.150	
15.500	0.000	0.000	0.000	4.28	-	-	0.000	0.000	0.000	0.001	-	-				0.000	0.000	0.000	0.002	-	-	0.000	0.000	0.000	0.001	-	-					0.155	
16.000	0.000	0.000	0.000	3.79	-	-	0.000	0.000	0.000	0.001	-	-				0.000	0.000	0.000	0.006	-	-	0.000	0.000	0.000	0.001	-	-					0.160	
16.500	0.000	0.000	0.000	3.30	-	-	0.000	0.000	0.000	0.001	-	-				0.000	0.000	0.000	0.017	-	-	0.000	0.000	0.000	0.001	-	-					0.165	
17.000	0.000	0.000	0.000	2.82	-	-	0.000	0.000	0.000	0.001	-	-				0.000	0.000	0.000	0.038	-	-	0.000	0.000	0.000	0.001	-	-					0.170	
17.500	0.000	0.000	0.000	2.36	-	-	0.000	0.000	0.000	0.001	-	-				0.000	0.000	0.000	0.078	-	-	0.000	0.000	0.000	0.001	-	-					0.175	
18.000	0.000	0.000	0.000	1.93	-	-	0.000	0.000	0.000	0.001	-	-				0.000	0.000	0.000	0.146	-	3	0.000	0.000	0.000	0.001	-	-					0.180	
18.500	0.000	0.000	0.000	1.54	-	60	0.000	0.000	0.000	0.001	-	-				0.000	0.000	0.000	0.251	-	3	0.000	0.000	0.000	0.001	-	-					0.185	
19.000	0.000	0.000	0.000	1.19	-	15	0.000	0.000	0.000	0.001	-	-				0.000	0.000	0.000	0.401	-	2	0.000	0.000	0.000	0.001	-	-					0.190	
19.500	0.000	0.000	0.000	0.889	-	-	0.000	0.000	0.000	0.001	-	-				0.301	0.379	0.301	0.379	0.379	31	4	0.000	0.000	0.000	0.001	-	-					0.195
20.000	0.000	0.000	0.000	0.645	-	55	0.000	0.000	0.000	0.001	-	-				0.704	0.704	0.704	0.704	0.704	30	30	0.000	0.000	0.000	0.001	-	-					0.200
21.000	0.000	0.000	0.000	0.306	-	110	0.000	0.000	0.000	0.001	-	-				0.000	0.000	0.000	1.52	-	60	1.43	1.43	1.43	1.43	1.43	15	0					0.210
22.000	0.000	0.000	0.000	0.124	-	-	0.000	0.000	0.000	0.001	-	-				0.000	0.000	0.000	2.34	-	15	0.000	0.000	0.000	0.001	-	-					0.220	
23.000	0.000	0.000	0.000	0.045	-	-	0.000	0.000	0.000	0.001	-	-				0.000	0.000	0.000	3.27	-	-	0.000	0.000	0.000	0.001	-	-					0.230	
24.000	0.000	0.000	0.000	0.014	-	-	0.000	0.000	0.000	0.001	-	-				0.000	0.000	0.000	4.25	-	-	0.000	0.000	0.000	0.001	-	-					0.240	
25.000	0.000	0.000	0.000	0.004	-	-	0.000	0.000	0.000	0.001	-	-				0.000	0.000	0.000	5.25	-	-	0.000	0.000	0.000	0.001	-	-					0.250	
26.000	0.000	0.000	0.000	0.001	-	-	0.000	0.000	0.000	0.001	-	-				0.000	0.000	0.000	6.25	-	-	0.000	0.000	0.000	0.001	-	-					0.260	
27.000	0.000	0.000	0.000	0.001	-	-	0.000	0.000	0.000	0.001	-	-				0.000	0.000	0.000	7.25	-	-	0.000	0.000	0.000	0.001	-	-					0.270	
28.000	0.000	0.000	0.000	0.001	-	-	0.000	0.000	0.000	0.001	-	-				0.000	0.000	0.000	8.25	-	-	0.000	0.000	0.000	0.001	-	-					0.280	
29.000	0.000	0.000	0.000	0.001	-	-	0.000	0.000	0.000	0.001	-	-				0.000	0.000	0.000	9.25	-	-	0.000	0.000	0.000	0.001	-	-					0.290	
30.000	0.000	0.000	0.000	0.001	-	-	0.000	0.000	0.000	0.001	-	-				0.000	0.000	0.000	10.25	-	-	0.000	0.000	0.000	0.001	-	-					0.300	

PPC (CR)

(Contract Size: 100 Securities, Exercise Style: American, Physical Delivery)

Exercise Price	Call Options														Put Options										Exercise Price										
	June 2026				July 2026				Other Months		June 2026				July 2026				Other Months																
	Open price	Price max	Price min	Last price	Closing price	Volume	Open Interest	Open price	Price max	Price min	Last price	Closing price	Volume	Open Interest	Volume	Open Interest	Open price	Price max	Price min	Last price	Closing price	Volume	Open Interest	Volume		Open Interest									
Totals:						0	240							0	0	0	0							0	117							15	0	0	0
Number of Trades:							0							0										5.00							1			0	

Lending Products	Underlying Title	Open Interest[5]	Multilateral Transactions[1]				Bilateral Transactions[2]		Stock Borrowing through OTC (volume)[3]
			Volume(Offered)	Average Weighted	Transactions volume	Average Weighted	Transactions Volume	Average Weighted	Transactions Volume
ADMIEBOR	ADMIE (IPTO) HOLDING S.A. (CR)	3,700	---	---	---	---	---	5,299,021	
AEGNBOR	AEGEAN AIRLINES (CR)	---	---	---	---	---	---	1,191,155	
AKTRBOR	AKTOR S.A. HOLDING CO. (CR)	---	---	---	---	---	---	799,402	
ALWNBOR	Allwyn AG (CR)	---	---	---	---	---	---	13,741,748	
ALPHABOR	ALPHA BANK (CR)	400	---	---	---	---	---	186,552,270	
AETFBOR	ALPHA ETF FTSE Athex Large Cap	---	---	---	---	---	---	2,000	
AEMBOR	ALTER EGO MEDIA (CR)	---	---	---	---	---	---	---	
AIABOR	ATHENS INTL AIRPORT (CR)	4,675	---	---	---	---	---	1,932,591	
ACAGBOR	AUSTRIACARD (CB)	---	---	---	---	---	---	962	
OTOELBOR	AUTOHELLAS SA (CR)	381	---	---	---	---	---	77,293	
AVAXBOR	AVAX S.A. (CR)	5,323	---	---	---	---	---	267,731	
BYLOTBOR	BALLY'S INTRALOT (CR)	---	---	---	---	---	---	38,104,949	
BOCHGRBOR	BANK OF CYPRUS (CR)	---	---	---	---	---	---	1,006,613	
EEEBOR	CC HBC AG (CR)	50	---	---	---	---	---	110,230	
CENERBOR	CENERGY HOLDINGS (CB)	13,893	---	---	---	---	---	1,451,023	
CREDIABOR	CrediaBank (CR)	778	---	---	---	---	---	3,449,884	
DIMANDBOR	DIMAND (CR)	---	---	---	---	---	---	7,342	
ELLAKTORBOR	ELLAKTOR (CR)	34,821	---	---	---	---	---	100,082	
ELHABOR	ELVALHALCOR (CR)	---	---	---	---	---	---	786,075	
EUROBBOR	EUROBANK (CR)	45,000	---	---	---	---	---	119,178,988	
EXAEBOR	EURONEXT ATHENS (CR)	4,755	---	---	---	---	---	343,370	
EYDAPBOR	EYDAP S.A. (CR)	---	---	---	---	---	---	419,665	
FOYRKBOR	FOURLIS (CR)	2,500	---	---	---	---	---	104,361	
GEKTERNABOR	GEK TERNA (CR)	---	---	---	---	---	---	1,134,488	
SARBOR	GR. SARANTIS S.A. (CR)	2,237	---	---	---	---	---	248,030	
ELPEBOR	HELLENIQ ENERGY (CR)	---	---	---	---	---	---	728,840	
INTEKBOR	IDEAL HOLDINGS (CR)	---	---	---	---	---	---	84,452	
INTRKBOR	INTRACOM HOLDINGS (CR)	---	---	---	---	---	---	249,123	
BELABOR	JUMBO SA (CR)	3,000	---	---	2,025	3.70%	---	1,109,258	
KRIBOR	KRI-KRI S.A. (CR)	2,999	---	---	---	---	---	50,466	
LAMDABOR	LAMDA DEVELOPMENT SA (CR)	---	---	---	---	---	---	240,532	

Stock Lending Notes

[1] - Multilateral contracts Lending or Borrowing as per Methods 8-1, 8-2 and 8-3-3 (According to ATHEX BoD Resolution No.17)

[2] - Bilateral Contracts Lending or Borrowing as per Methods 8-3-1 and 8-3-2 & Contracts as per Method 4 (According to ATHEX BoD Resolution No.20)

[3] - The information concerning OTC Stock Borrowing Transactions is based on the statements of the Dematerialised Securities System (DSS) operators involved and refers to volumes that have been registered up until the previous working day.

[4] - Average Price (Volume weighted)

[5] - The Data concerning Open Interest before the start of trading session

Lending Products	Underlying Title	Open Interest[5]	Multilateral Transactions[1]				Bilateral Transactions[2]		Stock Borrowing through OTC (volume)[3]
			Volume(Offered)	Average Weighted	Transactions volume	Average Weighted	Transactions Volume	Average Weighted	Transactions Volume
MTLNBOR	METLEN PLC (CR)	500	---	---	---	---	---	1,637,995	
MIGBOR	MIG (CR)	1,291	---	---	---	---	---	39,913	
MOHBOR	MOTOR OIL (CR)	---	---	---	---	---	---	865,899	
ETEBOR	NATIONAL BANK (CR)	---	---	---	---	---	---	22,649,302	
NOVALBOR	NOVAL PROPERTY REIC (CR)	---	---	---	---	---	---	---	
OPTIMABOR	OPTIMA BANK (CR)	330	---	---	---	---	---	4,765,925	
HTOBOR	OTE (CR)	2,000	---	---	---	---	---	4,433,553	
PPABOR	P.P.A. S.A. (CR)	---	---	---	---	---	---	89,321	
TPEIRBOR	PIRAEUS BANK (CR)	3,000	---	---	---	---	---	13,994,761	
PPCBOR	PPC (CR)	120,605	---	---	---	---	---	15,680,218	
PROFBOR	PROFILE SA (CR)	---	---	---	---	---	---	39,526	
QLCOBOR	QUALCO GROUP (CR)	---	---	---	---	---	---	900,569	
QUESTBOR	QUEST HOLDINGS (CR)	3,991	---	---	---	---	---	47,709	
TITCBOR	TITAN (CB)	50	---	---	---	---	---	116,365	
OLTHBOR	TPA SA (CR)	---	---	---	---	---	---	750	
TRESTATESBOR	TRADE ESTATES REIC (CR)	---	---	---	---	---	---	---	
VIOBOR	VIOHALCO SA/IV (CB)	---	---	---	---	---	---	---	

Stock Lending Notes

[1] - Multilateral contracts Lending or Borrowing as per Methods 8-1, 8-2 and 8-3-3 (According to ATHEX BoD Resolution No.17)

[2] - Bilateral Contracts Lending or Borrowing as per Methods 8-3-1 and 8-3-2 & Contracts as per Method 4 (According to ATHEX BoD Resolution No.20)


[3] - The information concerning OTC Stock Borrowing Transactions is based on the statements of the Dematerialised Securities System (DSS) operators involved and refers to volumes that have been registered up until the previous working day.

[4] - Average Price (Volume weighted)

[5] - The Data concerning Open Interest before the start of trading session

Sectors codification for listed companies

12003 -	ETF	10101010	Computer Services
10101015	Software	10102030	Computer Hardware
15101010	Telecommunications Equipment	15102015	Telecommunications Services
20101010	Health Care Facilities	20102010	Medical Equipment
20103015	Pharmaceuticals	30101010	Banks
30202000	Diversified Financial Services	30202010	Asset Managers & Custodians
30202015	Investment Services	30204000	Closed End Investments
30302010	Full Line Insurance	30302015	Insurance Brokers
30302025	Property and Casualty Insurance	35101010	Real Estate Holding and Development
35101015	Real Estate Services	35102000	Diversified REITs
35102045	Retail REITs.	40202015	Household Furnishings
40202020	Household Appliance	40203040	Electronic Entertainment
40204020	Clothing & Accessories	40301010	Entertainment
40301030	Publishing	40301035	Radio & TV Broadcasters
40401010	Diversified Retailers	40401020	Apparel Retailers
40401025	Home Improvement Retailers	40401030	Specialty Retailers
40501010	Airlines	40501015	Travel & Tourism
40501020	Casinos & Gambling	40501025	Hotels & Motels
45101015	Distillers & Vintners	45101020	Soft Drinks
45102010	Farming Fishing Ranching & Plantations	45102020	Food Products
45103010	Tobacco	45201010	Food Retailers & Wholesalers
45201020	Personal Products	50101010	Construction
50101020	Building Roof/Wallboard and Plumbing	50101030	Cement
50101035	Building Materials: Other	50202010	Electrical Components
50203015	Plastics	50203030	Containers & Packaging
50204000	Machinery: Industrial	50204020	Machinery: Construction & Handling
50205010	Industrial Suppliers	50205020	Back Office Support HR & Consulting
50205030	Forms & Bulk Printing Services	50206015	Commercial Vehicles & Parts
50206030	Marine Transportation	50206060	Transportation Services
55101000	Diversified Materials	55101020	Textile Products
55102000	General Mining	55102010	Iron & Steel
55102015	Metal Fabricating	55102035	Aluminum
60101020	Oil Refining and Marketing	65101010	Alternative Electricity
65101015	Conventional Electricity	65102000	Multi-Utilities
65102030	Water		



[euronext.com](https://www.euronext.com)