

# Euronext Athens

**Ημερήσιο Δελτίο Συναλλακτικής  
Δραστηριότητας**

---

**Daily Official List of Trading Activity**



**EURONEXT**

**Disclaimer:**

This publication is for information purposes only and is not a recommendation to engage in investment activities. This publication is provided "as is" without representation or warranty of any kind. Whilst all reasonable care has been taken to ensure the accuracy of the content, Euronext does not guarantee its accuracy or completeness. Euronext will not be held liable for any loss or damages of any nature ensuing from using, trusting or acting on information provided. No information set out or referred to in this publication shall form the basis of any contract. The creation of rights and obligations in respect of financial products that are traded on the exchanges operated by Euronext's subsidiaries shall depend solely on the applicable rules of the market operator. All proprietary rights and interest in or connected with this publication shall vest in Euronext. No part of it may be redistributed in any form without the prior written permission of Euronext. Euronext refers to Euronext N.V. and its affiliates. Information regarding trademarks and intellectual property rights of Euronext is located at [www.euronext.com/terms-use](http://www.euronext.com/terms-use)

©2026, Euronext N.V. – All rights reserved

You acknowledge and agree that the Company is the owner of any property rights related to any Information appearing on the Daily Official List including intellectual property rights copyright, trademarks, etc.

---

**EURONEXT ATHENS HOLDING S.A.**

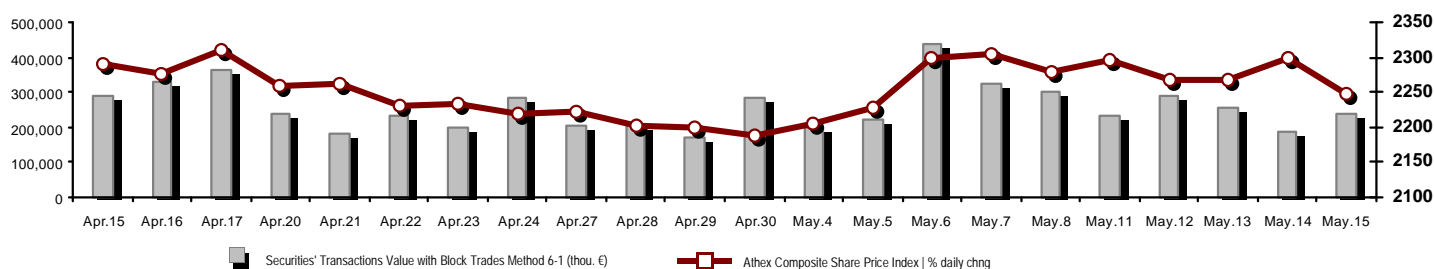
110 Athinon Ave., 10442 Athens, Tel: (210) 33.66.800, Fax: (210) 32.13.938

<https://athens.euronext.com>

---

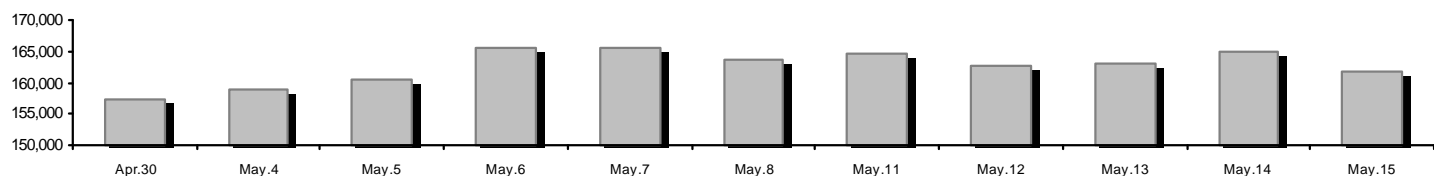
Summary of Markets

Athex Composite Share Price Index vs Shares and Derivatives Transactions Value

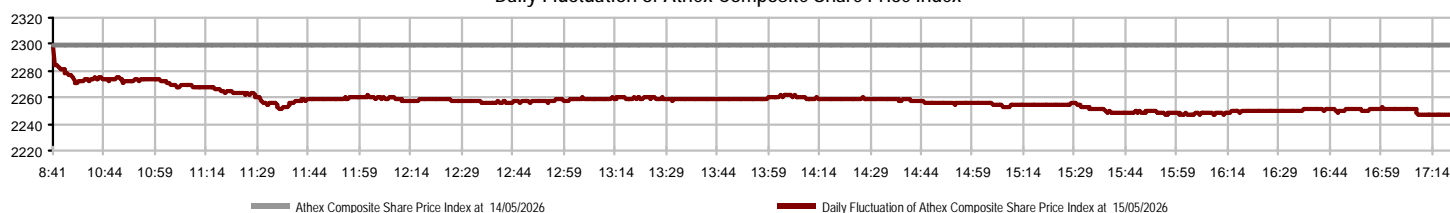


Euronext Athens Capitalisation (mill. €)**:	161,840.81	Derivatives Total Open Interest	1,872,944
Daily change: mill. €   %	-3,166.48 -1.92%	in Index Futures   % daily chng	10,198 0.01%
Yearly Avg Capitalisation: mill. €   % chng prev year Avg	155,226.46 21.56%	in Stock Futures   % daily chng	1,854,471 0.17%
Athex Composite Share Price Index   % daily chng	2,246.82 -2.26%	in Index Options   % daily chng	3,775 -0.37%
Athex Composite Share Price Index Capitalisation (mill. €)	151,560.48	in Stock Options   % daily chng	4,500 3.21%
Daily change (mill. €)	-3,144.12		
Securities' Transactions Value with Block Trades Method 6-1 (t	238,800.20	Derivatives Contracts Volume:	23,871
Daily change: %	51,304.38 27.36%	Daily change: pieces   %	3,280 15.93%
YtD Avg Trans. Value: thou. €   % chng prev year Avg	342,301.52 58.42%	YtD Avg Derivatives Contracts % chng prev year Avg	75,112 30.45%
Blocks Transactions Value of Method 6-1 (thou. €)	30,941.77	Derivatives Trades Number:	2,492
Blocks Transactions Value of Method 6-2 & 6-3 (thou. €)	1,087.08	Daily change: number   %	441 21.50%
Bonds Transactions Value (thou.€)	1,840.37	YtD Avg Trades number % chng prev year Avg	2,986 35.01%
Securities' Transactions Volume with Block Trades Method 6-1 (tho	30,692.46	Lending Total Open Interest	248,352
Daily change: thou. pieces   %	4,708.97 18.12%	Daily change: pieces   %	-10,004 -3.87%
YtD Avg Volume: % chng prev year Avg	52,307.21 25.47%	Lending Volume (Multilateral/Bilateral)	13,127
Blocks Transactions Volume of Method 6-1 (thou. Pieces)	3,846.47	Daily change: pieces   %	9,011
Blocks Transactions Volume of Method 6-2 & 6-3 (thou. Pieces)	50.01	Multilateral Lending	13,127
Bonds Transactions Volume	1,850,000	Bilateral Lending	0
Securities' Trades Number with Block Trades Method 6-1	66,472	Lending Trades Number:	13
Daily change: number   %	13,370 25.18%	Daily change: %	-2
YtD Avg Trades number % chng prev year Avg	75,133 49.94%	Multilateral Lending Trades Number	13
Number of Blocks Method 6-1	25	Bilateral Lending Trades Number	0
Number of Blocks Method 6-2 & 6-3	3		
Number of Bonds Transactions	241		

Euronext Athens Capitalisation (mill. €)\*\*



Daily Fluctuation of Athex Composite Share Price Index



## Athex Indices

Index name	15/05/2026	14/05/2026	pts.	%	Min	Max	Year min	Year max	Year change
Athex Composite Share Price Index	2,246.82 €	2,298.84	-52.02	-2.26%	2,246.47	2,298.84	1,998.09	2,407.09	5.95% #
Athex Composite Index Total Return Index	4,462.05 €	4,552.86	-90.81	-1.99%	4,461.36	4,552.86	3,942.63	4,745.66	6.75% #
Athex ESG Index	2,665.05 €	2,729.19	-64.14	-2.35%	2,664.63	2,729.19	2,361.87	2,867.98	6.51% #
ATHEX Small Cap Price Index	2,497.90 €	2,510.50	-12.60	-0.50%	2,485.69	2,514.77	2,193.29	2,627.20	-2.00% €
ATHEX EN.A. Growth Price Index	16,427.40 #	16,426.79	0.61	0.00%	16,311.80	16,596.87	16,134.09	20,788.55	-16.97% €
FTSE/Athex Large Cap	5,695.09 €	5,834.33	-139.24	-2.39%	5,694.88	5,834.33	5,057.48	6,153.73	6.43% #
FTSE/Athex Mid Cap Index	2,971.40 €	2,986.66	-15.26	-0.51%	2,959.95	2,986.66	2,510.28	2,991.42	5.18% #
FTSE/ATHEX High Dividend Yield Index	4,660.72 €	4,677.53	-16.81	-0.36%	4,643.02	4,699.51	4,495.63	5,149.57	-5.69% €
FTSE/Athex Market Index	1,343.83 €	1,377.20	-33.37	-2.42%	1,343.83	1,377.20	1,190.89	1,449.15	6.56% #
FTSE/Athex Banks	2,536.60 €	2,629.15	-92.55	-3.52%	2,536.60	2,629.15	2,143.30	2,859.37	10.58% #
FTSE/ATHEX TECHNOLOGY & TELECOMMUNICAT	7,144.28 #	7,103.92	40.36	0.57%	7,044.55	7,144.28	6,027.65	7,144.28	5.46% #
FTSE/ATHEX HEALTH CARE	6,390.46 €	6,425.77	-35.31	-0.55%	6,333.07	6,440.77	4,884.62	6,600.67	25.77% #
FTSE/ATHEX FINANCIAL SERVICES	11,862.19 €	12,292.60	-430.41	-3.50%	11,862.19	12,292.60	10,029.11	13,356.35	10.58% #
FTSE/ATHEX REAL ESTATE	5,395.89 €	5,427.53	-31.64	-0.58%	5,372.52	5,428.67	5,093.00	5,898.28	-3.93% €
FTSE/ATHEX CONSUMER DISCRETIONARY	4,476.48 €	4,518.84	-42.36	-0.94%	4,467.59	4,542.02	4,437.04	5,876.98	-23.36% €
FTSE/ATHEX CONSUMER STAPLES	9,756.49 €	9,856.70	-100.21	-1.02%	9,721.04	9,856.70	8,640.95	10,243.39	10.71% #
FTSE/ATHEX INDUSTRIALS	12,283.24 €	12,569.80	-286.56	-2.28%	12,283.24	12,569.80	10,051.45	12,776.62	22.20% #
FTSE/ATHEX BASIC MATERIALS	13,499.42 €	13,548.44	-49.02	-0.36%	13,227.42	13,696.17	8,778.94	13,696.17	41.71% #
FTSE/ATHEX ENERGY & UTILITIES	7,059.36 €	7,185.23	-125.87	-1.75%	7,047.22	7,185.23	6,127.28	7,506.29	2.64% #
Athex All Share Index	513.81 €	524.13	-10.32	-1.97%	513.81	513.81	460.14	542.74	6.10% #
Hellenic Mid & Small Cap Index	3,214.09 €	3,247.14	-33.05	-1.02%	3,210.40	3,247.14	2,761.30	3,248.49	11.01% #
FTSE/Athex Large Cap Total Return	10,263.68 €	10,514.62	-250.94	-2.39%			9,100.35	11,012.64	7.21% #
FTSE/Athex Mid Cap Total Return	4,286.59 €	4,308.60	-22.01	-0.51%			3,625.91	4,308.60	5.76% #
MSCI GREECE REBASED	8,894.11 €	9,202.67	-308.56	-3.35%	8,894.11	9,202.67	7,755.87	10,138.65	3.86% #
Hellenic Corporate Bond Index	144.58 #	144.42	0.16	0.11%			143.28	145.27	0.16% #
Hellenic Corporate Bond Price Index	92.79 #	92.69	0.10	0.11%			92.37	93.97	-1.22% €

Note 1: FTSE/Med 100, Hellenic Corporate Bond Price Index and Hellenic Corporate Bond Index closing prices refer to the previous trading day of 13/05/2026.

Note 2: The Hellenic Mid & Small Cap Index is a Customized index calculated by the Athens Exchange.

## Analytic Figures for Athex Market's Boards and Categories

	Total Traded Securities	Main Market	Surveillance	Exchange Traded Funds (ETFs)
Totals	122	121	0	1
Gain / Lose / Same:	28 / 75 / 19	28 / 74 / 19	0 / 0 / 0	0 / 1 / 0
Euronext Athens Capitalisation (mill. €)	161,840.81	161,838.10	2.71	
Daily Average Trans/ons Value(thou.€)	342,301.52	342,214.44	4.30	429.29
Transactions Value	238,800.28	238,601.59	0.00	198.69
Main Board:	207,858.43	207,659.74	0.00	198.69
Blocks Board 6_2_3:	30,941.85	30,941.85	0.00	0.00
Forced Sales Board:	0.00	0.00	0.00	0.00
Special Terms Board:	0.00	0.00	0.00	0.00
Daily Average Transactions Volume	52,307,215	52,344,971	4,559	7,545
Transactions Volume	30,692,471	30,689,052	0	3,419
Main Board:	26,845,990	26,842,571	0	3,419
Blocks Board 6_2_3:	3,846,481	3,846,481	0	0
Forced Sales Board:	0	0	0	0
Special Terms Board:	0	0	0	0
Daily Average Number of Trades	75,133	74,972	9	154
Number of Trades	66,474	66,383	0	91
Main Board:	66,447	66,356	0	91
Blocks Board 6_2_3:	27	27	0	0
Forced Sales Board:	0	0	0	0
Special Terms Board:	0	0	0	0

## Trading Details by Euronext Athens Sectors and Financial Instruments (ETFs)

Code	Sectors	Gain / Lose / Same	Number of Trades	Transactions Volume	Transactions Value	% of Total Trans. Value
3010	- Banks	2 / 5 / 1	24,301	20,674,257	112,819,025.09	47.24%
5510	- Basic Resources	3 / 7 / 1	4,302	913,805	7,157,393.04	3.00%
5010	- Construction & Materials	4 / 7 / 0	7,779	1,458,183	23,927,176.67	10.02%
4020	- Consumer Products & Services	2 / 2 / 0	37	21,770	9,913.64	0.00%
6010	- Energy	2 / 2 / 0	4,159	390,475	7,745,194.14	3.24%
12000	- Financial Instruments	0 / 1 / 0	91	3,419	198,690.38	0.08%
3020	- Financial Services	0 / 4 / 1	226	22,417	158,649.07	0.07%
4510	- Food Beverage & Tobacco	2 / 2 / 2	512	47,922	1,911,547.92	0.80%
2010	- Health Care	1 / 1 / 1	113	87,960	143,579.86	0.06%
5020	- Industrial Goods & Services	3 / 10 / 4	2,763	424,906	6,265,145.32	2.62%
3030	- Insurance	0 / 2 / 0	135	49,365	125,300.76	0.05%
4030	- Media	0 / 2 / 1	239	121,569	235,122.22	0.10%
4520	- Personal Care, Drug & Grocery Stores	0 / 2 / 0	232	21,402	255,230.05	0.11%
3510	- Real Estate	2 / 8 / 2	1,458	430,304	1,630,377.63	0.68%
4040	- Retail	2 / 3 / 4	2,802	733,720	12,465,310.81	5.22%
1010	- Technology	3 / 8 / 1	1,624	384,007	2,760,183.00	1.16%
1510	- Telecommunications	1 / 1 / 0	1,785	332,839	6,179,409.82	2.59%
4050	- Travel & Leisure	1 / 4 / 0	5,671	2,197,495	11,066,545.84	4.63%
6510	- Utilities	0 / 4 / 1	8,245	2,376,656	43,746,482.77	18.32%

## Top 10 best &amp; worst performing Shares

## Main Market

With positive Price change	Closing price	change	With negative Price change	Closing price	change
DOMIKI KRITIS SA (CR)	3.05	6.27% #	KEKROPS SA (CR)	1.955	-5.10% Ⓔ
Y/KNOT (CR)	1.365	3.41% #	EUROBANK (CR)	3.721	-4.79% Ⓔ
ELVALHALCOR (CR)	5.59	2.19% #	CENERGY HOLDINGS (CB)	25.02	-4.14% Ⓔ
KRI-KRI S.A. (CR)	25	2.04% #	PIRAEUS BANK (CR)	8.3	-4.09% Ⓔ
OTE (CR)	18.86	1.95% #	ADMIE (IPTO) HOLDING S.A. (CR)	3.235	-4.01% Ⓔ
OPTIMA BANK (CR)	10.16	1.60% #	ALPHA BANK (CR)	3.57	-3.88% Ⓔ
TRADE ESTATES REIC (CR)	2.04	1.49% #	NATIONAL BANK (CR)	13.8	-3.63% Ⓔ
BIOKARPET S.A.(CR)	1.65	1.48% #	TITAN (CB)	47.76	-2.93% Ⓔ
IDEAL HOLDINGS (CR)	6.83	1.33% #	EYDAP S.A. (CR)	10.22	-2.85% Ⓔ
ELASTRON (CR)	2.39	1.27% #	PPC (CR)	19.75	-2.80% Ⓔ
With the highest Transactions Value	Value (thou. €)	change	With the highest Transactions Volume	Volume	change
PPC (CR)	30,224.29	-2.80% Ⓔ	EUROBANK (CR)	6,773,803	-4.79% Ⓔ
PIRAEUS BANK (CR)	28,041.89	-4.09% Ⓔ	ALPHA BANK (CR)	5,815,056	-3.88% Ⓔ
NATIONAL BANK (CR)	27,462.71	-3.63% Ⓔ	PIRAEUS BANK (CR)	3,359,680	-4.09% Ⓔ
EUROBANK (CR)	25,539.25	-4.79% Ⓔ	NATIONAL BANK (CR)	1,981,714	-3.63% Ⓔ
ALPHA BANK (CR)	20,883.24	-3.88% Ⓔ	CrediaBank (CR)	1,847,832	0.16% #
GEK TERNA (CR)	16,648.98	-2.24% Ⓔ	PPC (CR)	1,515,611	-2.80% Ⓔ
JUMBO SA (CR)	11,816.40	-0.92% Ⓔ	BALLY'S INTRALOT (CR)	1,164,994	-0.18% Ⓔ
METLEN PLC (CR)	11,239.36	-2.11% Ⓔ	ELVALHALCOR (CR)	718,875	2.19% #
Allwyn AG (CR)	8,418.08	-1.57% Ⓔ	Allwyn AG (CR)	702,532	-1.57% Ⓔ
BANK OF CYPRUS (CR)	6,282.50	-0.05% Ⓔ	BANK OF CYPRUS (CR)	671,487	-0.05% Ⓔ

Note: Stocks that are not included in the "Under Supervision" category, and the transactions value is more than 10,000 €.

## Derivatives Summary

	Number of Trades	Volume	Open Interest
Index Futures	301	1,714	10,198
FTSE/Athex Banks	0	0	3,434
FTSE/Athex Large Cap	301	1,714	6,764
MSCI GREECE REBASED	0	0	0
Stock Futures	2,153	21,643	1,854,471
ADMIE (IPTO) HOLDING S.A. (CR)	47	744	10,008
AEGEAN AIRLINES (CR)	24	72	2,950
AKTOR S.A. HOLDING CO. (CR)	8	34	101,161
Allwyn AG (CR)	101	429	10,325
ALPHA BANK (CR)	240	4,585	64,845
ATHENS INTL AIRPORT (CR)	2	6	293
AUTOHELLAS SA (CR)	0	0	123
AVAX S.A. (CR)	31	154	2,876
BALLY'S INTRALOT (CR)	46	3,187	1,343,869
BANK OF CYPRUS (CR)	3	5	996
CC HBC AG (CR)	1	1	411
CENERGY HOLDINGS (CB)	50	323	3,250
CrediaBank (CR)	72	2,084	92,729
ELLAKTOR (CR)	4	4	1,662
ELVALHALCOR (CR)	244	1,486	5,151
EUROBANK (CR)	96	636	38,541
EURONEXT ATHENS (CR)	0	0	334
EYDAP S.A. (CR)	19	144	13,478
FOURLIS (CR)	8	53	3,070
GEK TERNA (CR)	28	103	5,066
HELLENIQ ENERGY (CR)	9	32	3,849
INTRACOM HOLDINGS (CR)	29	135	14,065
JUMBO SA (CR)	34	179	6,407
LAMDA DEVELOPMENT SA (CR)	35	303	26,071
METLEN PLC (CR)	205	976	15,800
MIG (CR)	0	0	185
MOTOR OIL (CR)	17	58	400
NATIONAL BANK (CR)	163	773	15,644
OPTIMA BANK (CR)	23	106	548
OTE (CR)	14	56	874
P.P.A. S.A. (CR)	0	0	42
PIRAEUS BANK (CR)	248	2,972	49,768
PPC (CR)	243	1,454	16,699
QUEST HOLDINGS (CR)	0	0	231
TITAN (CB)	42	302	465
VIOHALCO SA/NV (CB)	67	247	2,285
Index Options	38	514	3,775
FTSE/Athex Large Cap	38	514	3,775
Stock Options	0	0	4,500
Allwyn AG (CR)	0	0	265
ALPHA BANK (CR)	0	0	2,039
NATIONAL BANK (CR)	0	0	399
OTE (CR)	0	0	304
PIRAEUS BANK (CR)	0	0	910
PPC (CR)	0	0	583
<b>Total Derivatives Traded</b>	<b>2,492</b>	<b>23,871</b>	<b>1,872,944</b>

Number of Outstanding Securities	Nominal Value	Dividends [1]			Date of Last Coupon		Note	Shares	Closing price	% change	Previous closing price/date	Open price	Price min	Price max	Last price	Avg price	Last Bid [7]	Last Ask [7]	P/E after tax	Year	Volume	Trades	Transactions Value[8]	Company Mkt Value (thou. €)	Year low	Year high	Sector[4]	
2023	2024	2025	Dividend [2]	Right																								
806,782,473	0.300	1.6123	1.4029	0.5	08/04/2026	25/06/2024	---	Allwyn AG (CR)	11.945	-1.57	€ 12.135	14/05/2026	12.15	11.85	12.175	11.945	11.982	500@11.94	3354@11.95	---	---	702,532	4,150	8,418,080.64	9,637,016.64	11.85	19.0367	40501020
2,315,261,358	0.290	0.026	0.0303	0.0485	01/12/2025	18/04/2017	---	ALPHA BANK (CR)	3.57	-3.88	€ 3.714	14/05/2026	3.67	3.557	3.699	3.57	3.591	41771@3.57	22961@3.58	---	---	5,815,056	5,334	20,883,244.44	8,265,483.05	2.95	4.489	30101010
58,492,542	1.00	---	0.1	---	23/06/2025	27/01/2025	---	ALTER EGO MEDIA (CR)	5.67	-0.87	€ 5.72	14/05/2026	5.72	5.59	5.75	5.67	5.67	300@5.58	1390@5.67	---	---	34,856	158	197,641.68	331,652.71	4.88	6.425	40301035
36,353,868	1.00	0.1	0.11	---	01/07/2025	21/08/2023	---	AUSTRIACARD (CB)	9.5	---	9.5	14/05/2026	9.5	9.49	9.53	9.5	9.509	12932@9.49	1698@9.51	---	---	151,967	369	1,445,110.72	345,361.75	6.04	9.6	10101010
48,624,764	0.080	0.7	0.85	0.85	24/04/2026	05/12/2022	---	AUTOHELLAS SA (CR)	10.86	0.74	# 10.78	14/05/2026	10.84	10.72	10.86	10.86	10.804	59@10.72	1521@10.86	---	---	6,095	85	65,847.48	528,064.94	10.58	13.44	40401030
1,867,802,694	0.300	---	---	---	30/05/2013	10/10/2023	---	BALLY'S INTRALOT (CR)	1.137	-0.18	€ 1.139	14/05/2026	1.139	1.127	1.142	1.137	1.135	3500@1.13	128409@1.14	---	---	1,164,994	469	1,322,426.64	2,123,691.66	0.822	1.154	40501020
435,686,031	0.100	---	0.48	0.2	22/09/2025	23/09/2024	---	BANK OF CYPRUS (CR)	9.325	-0.05	€ 9.33	14/05/2026	9.38	9.26	9.455	9.325	9.356	31476@9.36	1756@9.37	---	---	671,487	1,612	6,282,495.50	4,062,772.24	7.94	9.975	30101010
212,384,903	0.08	0.14	---	---	24/06/2025	07/12/2016	---	CENERGY HOLDINGS (CB)	25.02	-4.14	€ 26.1	14/05/2026	26.1	25.02	26.22	25.02	25.691	565@25.00	100@25.16	---	2025	196,175	1,442	5,039,954.56	5,313,870.27	15.12	26.22	50202010
373,239,562	6.70	0.93	1.03	1.2	14/05/2026	29/04/2013	---	CC HBC AG (CR)	47.6	-1.86	€ 48.5	14/05/2026	48.2	47.5	48.2	47.6	47.776	3310@47.60	139@47.85	---	---	32,734	363	1,563,887.857	7,766,203.15	42.5	55.75	45101020
1,993,012,407	0.050	---	---	---	04/06/2008	16/10/2024	---	CrediaBank (CR)	1.256	0.16	# 1.254	14/05/2026	1.268	1.252	1.272	1.256	1.261	8792@1.25	668@1.26	---	---	1,847,832	1,558	2,330,948.26	2,503,223.58	0.871	1.722	30101010
3,631,510,801	0.220	0.0933	0.105	0.0468	06/11/2025	20/05/2019	---	EUROBANK (CR)	3.721	-4.79	€ 3.908	14/05/2026	3.822	3.721	3.867	3.721	3.77	1000@3.72	1264@3.72	---	---	6,773,803	4,936	25,539,251.82	3,512,851.69	3.162	4.392	30101010
51,889,670	1.00	0.12	0.15	---	27/06/2025	23/07/2019	---	FOURLIS (CR)	4.73	0.32	# 4.715	14/05/2026	4.64	4.64	4.78	4.73	4.715	1065@4.73	41@4.74	---	---	34,501	268	162,669.41	245,438.14	4.04	4.98	40401010
305,635,185	2.18	0.9	0.75	0.2	19/01/2026	01/10/2003	---	HELLENIO ENERGY (CR)	9.89	1.23	# 9.77	14/05/2026	9.95	9.715	9.99	9.89	9.84	15@9.89	5100@9.90	---	---	220,803	1,326	2,172,777.21	3,022,731.98	8.4	10.4	60101020
83,600,000	0.690	0.0504	0.1209	---	22/09/2025	02/07/2024	---	INTRACOM HOLDINGS (CR)	3.51	-1.54	€ 3.565	14/05/2026	3.565	3.47	3.565	3.51	3.512	582@3.50	842@3.52	---	---	59,347	335	208,435.93	293,436.00	2.685	3.85	10101010
134,365,561	0.880	1.4726	0.5063	---	23/03/2026	05/03/2014	---	JUMBO SA (CR)	21.54	-0.92	€ 21.74	14/05/2026	21.74	21.5	22	21.54	21.625	352@21.52	1401@21.60	---	---	546,434	2,173	11,816,402.64	2,894,234.18	21.22	28.7	40401010
176,736,715	0.300	---	---	---	30/05/2007	27/11/2019	---	LAMDA DEVELOPMENT SA (CR)	6.07	-0.82	€ 6.12	14/05/2026	6.12	6.05	6.135	6.07	6.08	414@6.07	58@6.08	---	---	170,304	732	1,035,481.08	1,072,791.86	5.85	7.76	35101010
169,043,561	0.300	---	0.02	---	17/07/2025	28/11/2022	---	LAVIPHARM SA (CR)	1.62	-1.10	€ 1.638	14/05/2026	1.638	1.61	1.638	1.62	1.621	1501@1.61	1000@1.63	---	---	86,354	96	139,981.85	273,850.57	0.937	1.724	20103015
143,022,980	1.00	---	---	---	04/08/2025	---	---	METLEN PLC (CR)	38.98	-2.11	€ 39.82	14/05/2026	39.68	38.68	39.8	38.98	38.958	83@38.96	555@39.00	---	---	288,496	3,160	11,239,356.06	5,575,035.76	31.9	47.68	65102000
126,502,434	0.500	0.0304	0.0302	---	15/05/2025	28/07/2021	---	PREMIA (CR)	1.382	-0.86	€ 1.394	14/05/2026	1.394	1.382	1.398	1.382	1.385	770@1.38	750@1.39	---	---	76,296	186	105,706.27	174,826.36	1.236	1.49	35102000
24,823,934	0.230	0.049	0.0647	---	01/07/2025	08/06/2022	---	PROFILE SA (CR)	7.18	-0.97	€ 7.25	14/05/2026	7.2	7.11	7.22	7.18	7.152	50@7.15	2405@7.19	---	---	22,693	114	162,296.02	178,235.85	6	8.12	10101010
70,029,804	1.00	---	---	---	15/05/2025	---	---	QUALCO GROUP (CR)	5.72	-1.21	€ 5.79	14/05/2026	5.78	5.61	5.78	5.72	5.721	300@5.70	840@5.75	---	---	38,397	176	219,675.54	400,570.48	5.08	6.73	10101015
35,377,749	0.280	---	---	---	18/07/2005	22/12/2025	---	QUALITY & RELIABILITY SA (CR)	1.19	-0.83	€ 1.2	14/05/2026	1.21	1.172	1.21	1.19	1.183	100@1.17	1990@1.19	---	---	11,956	34	14,140.16	42,099.52	1	1.43	10101010
78,325,475	0.85	3	---	---	30/06/2025	23/07/2019	---	TITAN (CB)	47.76	-2.93	€ 49.2	14/05/2026	48.72	47.76	49.1	47.76	48.111	200@47.74	2@47.78	---	---	77,792	1,781	3,742,616.26	3,740,824.69	42.6	59	50101030
259,189,761	0.12	0.16	---	---	24/06/2025	26/02/2016	---	VIOHALCO SA/NV (CB)	18.64	-2.51	€ 19.12	14/05/2026	19.04	18.64	19.2	18.64	18.865	22@18.62	50@18.78	---	---	165,290	1,763	3,118,258.78	4,831,297.15	11.4	19.2	55102015
148,321,516	0.300	0.03	0.07	---	02/09/2025	22/01/2020	---	AVAX S.A. (CR)	3.615	0.42	# 3.6	14/05/2026	3.595	3.56	3.735	3.615	3.62	483@3.61	200@3.62	---	---	437,737	817	1,584,435.97	536,182.28	2.79	3.735	50101010
232,000,000	2.12	0.0582	0.1207	0.1207	25/09/2025	19/06/2017	---	ADMIE (PTO) HOLDING S.A. (CR)	3.235	-4.01	€ 3.37	14/05/2026	3.32	3.225	3.35	3.235	3.264	1250@3.22	220@3.24	---	2025	487,412	844	1,590,685.55	750,520.00	2.76	3.395	65101015
90,167,100	0.500	0.7515	0.8041	0.903	28/04/2026	24/05/2021	---	AEGEAN AIRLINES (CR)	11.08	-1.60	€ 11.26	14/05/2026	11.36	10.98	11.36	11.08	11.075	175@11.08	6@11.12	---	---	90,721	687	1,004,700.66	999,051.47	10.8	15.36	40501010
204,002,463	0.300	---	---	---	12/08/2008	07/01/2025	---	AKTOR S.A. HOLDING CO. (CR)	10.8	-1.64	€ 10.98	14/05/2026	10.82	10.76	10.98	10.8	10.805	311@10.78	10861@10.80	---	---	108,555	500	1,172,960.14	2,203,226.60	9.25	11.7	50101010
103,423,291	0.570	---	0.4134	---	25/06/2025	28/08/2024	---	GEK TERNA (CR)	41.12	-2.24	€ 42.06	14/05/2026	42.06	40.92	42.06	41.12	41.278	12532@41.10	50@41.36	---	---	403,337	3,539	16,648,976.96	4,252,765.73	25.28	43.44	50101010
369,270,000	2.48	0.25	0.4	---	21/07/2025	12/12/2001	---	PPC (CR)	19.75	-2.80	€ 20.32	14/05/2026	20	19.75	20.3	19.75	19.942	875@19.74	1@19.85	---	---	1,515,611	3,676	30,224,294.69	7,293,082.50	16.28	20.7	65101015
318,197,805	1.00	0.33	0.7862	0.6621	22/04/2026	07/02/2024	---	ATHENS INTL AIRPORT (CR)	9.97	---	9.98	# 14/05/2026	10.08	9.96	10.09	9.97	9.991	3489@9.97	11@10.00	---	2025	66,110	764	660,492.36	3,172,432.12	9.6705	11.9882	50206060
914,715,153	1.00	0.3643	0.4442	0.221	10/11/2025	29/08/2018	---	NATIONAL BANK (CR)	13.8	-3.63	€ 14.32	14/05/2026	14.11	13.8	14.12	13.8	13.858	2406@13.80	1@13.92	---	---	1,981,714	4,432	27,462,710.99	2,623,069.11	12.06	16.005	30101010
27,728,682	0.260	(0.06)	0.065	---	14/07/2025	24/07/2024	---	EKTER SA (CR)	4.545	-0.76	€ 4.58	14/05/2026	4.57	4.5	4.58	4.545	4.556	200@4.54	144@4.56	---	---	47,386	201	215,886.09	126,026.86	3.28	4.64	50101010
375,241,586	0.390	0.04	0.0901	---	26/06/2025	14/07/2006	---	ELVALHALCOR (CR)	5.59	2.19	# 5.47	14/05/2026	5.47	5.28	5.63	5.59	5.466	5@5.58	6532@5.59	---	---	718,875	2,359	3,929,690.96	2,097,600.47	3.21	5.63	55102015
348,192,005	0.040	---	---	0.5029	22/12/2025	24/0																						

## Daily Official List

Year: 147 Trading Day No: 88

## Section 2: Analytic Figures of Shares Transactions

Friday, 15 May, 2026

Number of Outstanding Securities	Nominal Value	Dividends [1]			Date of Last Coupon		Note	Shares	Closing price	% change	Previous closing price/date	Open price	Price min	Price max	Last price	Avg price	Last Bid [7]	Last Ask [7]	P/E after tax	Year	Volume	Trades	Transactions Value[8]	Company Mkt Value (thou. €)	Year low	Year high	Sector[4]	
		2023	2024	2025	Dividend [2]	Right																						
63,700,000	0.780	0.2313	0.3139	0.3952	04/05/2026	13/06/2018	---	GR. SARANTIS S.A. (CR)	15.04	-1.44	€ 15.26	14/05/2026	15.2	14.96	15.2	15.04	15.035	177@15.02	200@15.06	---	---	15,541	204	233,656.14	958,048.00	12.92	15.74	45201020
221,322,426	1.15	(0.1467)	(0.19)	---	23/06/2025	09/07/2025	---	OPTIMA BANK (CR)	10.16	1.60	# 10	14/05/2026	10	9.8	10.24	10.16	10.057	6@10.14	70@10.18	---	---	220,683	1,096	2,219,329.38	2,248,635.85	7.59	10.24	30101010
1,235,953,028	0.930	0.0632	---	---	10/07/2024	03/06/2025	---	PIRAEUS BANK (CR)	8.3	-4.09	€ 8.654	14/05/2026	8.654	8.278	8.654	8.3	8.347	11274@8.30	5036@8.31	---	---	3,359,680	5,306	28,041,890.80	10,258,410.13	6.53	8.99	30101010

## Main Market - Medium Liquidity Class

13,126,020	0.660	0.1376	0.1713	---	16/12/2025	04/09/2020	---	AS COMPANY SA (CR)	4.46	-1.76	€ 4.54	14/05/2026	4.42	4.4	4.465	4.46	4.433	500@4.42	24@4.46	---	---	15,732	78	69,733.85	58,542.05	3.62	4.57	40401030
14,000,000	1.95	0.26	0.5	---	24/06/2025	26/03/2024	---	ALPHA REAL ESTATE (CR)	7.4	0.27	# 7.38	14/05/2026	7.5	7.36	7.5	7.38	7.411	200@7.38	450@7.42	---	---	6,680	54	49,505.80	103,600.00	6.94	7.58	35101015
3,150,744	0.360	0.563	0.5842	---	27/05/2025	02/06/2020	---	ALPHA TRUST HOLDINGS (CR)	19.9	---	~ 19.9	14/05/2026	19.9	19.9	19.9	19.9	19.9	200@19.75	100@19.90	---	---	800	7	15,920.00	62,699.81	11.9	20	30202010
243,164,193	0.300	0.07	0.07	---	12/09/2025	05/12/2023	---	ATTICA HOLDINGS (CR)	1.598	-0.74	€ 1.61	14/05/2026	1.6	1.596	1.616	1.598	1.6	100@1.59	1170@1.60	---	---	20,572	53	32,921.01	388,576.38	1.5	2.06	40501015
178,157,803	0.040	---	---	---	01/07/2008	21/02/2020	---	AVE (CR)	0.429	-1.38	€ 0.435	14/05/2026	0.435	0.429	0.439	0.429	0.431	929@0.429	1554@0.434	---	---	86,607	73	37,347.01	76,429.70	0.423	0.49	40301010
47,149,827	2.10	---	0.135	0.2	06/05/2026	27/12/2024	---	BRIQ PROPERTIES (CR)	3.06	---	~ 3.06	14/05/2026	3.06	3.05	3.06	3.05	3.058	6860@3.05	4@3.06	---	---	7,740	13	23,667.00	144,278.47	2.86	3.16	35102000
101,123,806	0.360	---	---	---	22/07/2010	28/06/2011	---	CENTRIC HOLDINGS (CR)	0.318	1.60	# 0.313	14/05/2026	0.309	0.309	0.32	0.312	0.318	400@0.310	1@0.316	---	---	15,800	26	5,021.74	32,157.37	0.276	0.42	40203040
784,500	10.00	0.5008	0.4	0.15	02/12/2025	31/07/2018	---	CNL CAPITAL (CR)	6.7	-0.74	€ 6.75	14/05/2026	6.7	6.7	6.75	6.75	6.705	1215@6.70	200@6.80	---	2025	1,000	5	6,705.00	5,256.15	6.3	7.6	30202010
10,567,700	0.300	---	---	---	06/10/2005	13/02/2002	---	CPI SA (CR)	0.556	1.09	# 0.55	14/05/2026	0.556	0.556	0.556	0.556	0.556	643@0.530	200@0.550	---	---	100	1	55.60	5,875.64	0.442	0.646	10102030
18,680,300	0.050	---	---	---	06/07/2022	---	---	DIMAND (CR)	13.05	-0.76	€ 13.15	14/05/2026	13.1	12.85	13.15	13.05	13.041	300@13.00	730@13.15	---	---	11,363	65	148,184.75	243,777.92	10.95	13.5	35101010
15,583,480	0.100	---	0.04	---	07/07/2025	02/02/2026	---	E.I.N.S. (CR)	1.816	-1.73	€ 1.848	14/05/2026	1.84	1.796	1.84	1.816	1.819	4@1.82	1480@1.82	---	---	37,351	91	67,950.63	28,299.60	1.38	2.115	50205020
60,348,000	0.420	0.2504	0.3025	---	23/06/2025	04/08/2021	---	EURONEXT ATHENS (CR)	7	-0.71	€ 7.05	14/05/2026	7.05	6.95	7.05	7	6.98	116@7.00	113@7.04	---	---	6,875	100	47,985.37	422,436.00	5.72	7.43	30202015
121,168,897	0.040	---	---	---	07/07/2010	16/01/2024	5160	FRIGOGLASS SA (CR)	0.358	-0.56	€ 0.36	14/05/2026	0.358	0.35	0.36	0.358	0.353	4995@0.350	10500@0.360	---	2024	18,133	14	6,401.38	43,378.47	0.291	0.5	50204000
56,003,921	1.55	---	---	---	30/08/1993	29/01/2026	---	IDEAL HOLDINGS (CR)	6.83	1.33	# 6.74	14/05/2026	6.78	6.7	6.84	6.83	6.767	20@6.80	431@6.83	---	---	49,607	311	335,675.82	382,506.78	5.3	6.9	10102030
4,740,000	0.860	---	---	---	14/03/2003	---	---	LOGISMOS S.A. (CR)	2.14	0.94	# 2.12	14/05/2026	2.14	2.14	2.14	2.14	2.14	150@1.80	148@2.14	---	2025	250	1	535.00	10,143.60	1.96	2.58	10101015
17,120,280	0.940	0.12	0.3	---	26/05/2025	26/06/2023	---	LOULIS FOOD (CR)	3.78	-0.53	€ 3.8	14/05/2026	3.84	3.7	3.84	3.78	3.752	10@3.70	150@3.78	---	---	2,350	27	8,816.55	64,714.66	3.42	4.1	45102020
4,419,616	1.58	0.06	0.13	---	07/07/2025	04/03/2015	---	MEDICON S.A. (CR)	2.54	---	~ 2.54	14/05/2026	2.5	2.5	2.55	2.54	2.538	210@2.50	320@2.54	---	---	940	6	2,385.30	11,225.82	2.32	2.75	20102010
468,700	2.8	2.4	---	---	12/06/2025	21/05/2004	---	MERMEREN KOMB. A.D. PR. (GDR)	31.2	-1.27	€ 31.6	14/05/2026	33	30.6	33	31.8	31.249	2@30.80	8@31.20	---	2025	198	18	6,187.40	14,623.44	30.6	36.2	55102000
10,500,000	0.950	0.15	0.25	---	04/07/2025	21/07/2023	---	MEVACO SA (CR)	8.8	-0.68	€ 8.86	14/05/2026	8.6	8.6	8.8	8.8	8.683	25@8.52	470@8.80	---	2025	760	10	6,599.00	92,400.00	8.2	9.85	55102015
31,400,000	0.400	---	---	---	26/04/2007	10/05/2023	---	MIG (CR)	3.325	-0.45	€ 3.34	14/05/2026	3.32	3.3	3.33	3.33	3.314	150@3.32	195@3.33	---	---	5,954	69	19,731.66	104,405.00	2.82	3.85	30202000
153,908,095	0.870	0.0229	0.0248	0.0303	15/05/2026	02/08/2024	---	ORILINA PROPERTIES REIC (CR)	0.86	-2.27	€ 0.88	14/05/2026	0.868	0.852	0.87	0.86	0.867	1000@0.850	1000@0.862	---	---	69,360	98	60,115.53	132,360.96	0.77	0.888	35102000
14,101,683	0.100	0.0526	0.1091	---	03/06/2025	02/11/2021	---	PERFORMANCE TECHNOLOGIES (CR)	9.36	-0.11	€ 9.37	14/05/2026	9.3	9.27	9.37	9.36	9.359	6@9.28	500@9.38	---	---	22,625	63	211,755.79	131,991.75	6.62	9.69	10101010
107,222,688	0.440	0.22	0.3	---	23/06/2025	16/03/2022	---	QUEST HOLDINGS (CR)	6.88	-0.58	€ 6.92	14/05/2026	6.9	6.84	7	6.88	6.88	50@6.85	46@6.88	---	---	12,696	153	87,346.93	737,692.09	6.07	7.22	10101010
30,703,824	0.400	0.04	0.0509	---	19/08/2025	06/08/2021	---	REAL CONSULTING (CR)	6.32	-1.25	€ 6.4	14/05/2026	6.42	6.3	6.42	6.32	6.33	126@6.28	3275@6.30	---	---	7,138	31	45,180.80	194,048.17	4.95	6.7	10101010
6,456,530	1.08	0.16	0.15	---	21/07/2025	02/08/2010	---	SPACE HELLAS SA (CR)	6.54	-0.30	€ 6.56	14/05/2026	6.58	6.46	6.58	6.54	6.54	43@6.54	50@6.60	---	---	2,211	22	14,459.90	42,225.71	5.92	8.48	15101010
121,132,042	1.60	0.08	0.1	0.0651	30/12/2025	10/11/2023	---	TRADE ESTATES REIC (CR)	2.04	1.49	# 2.01	14/05/2026	2	2	2.045	2.04	2.022	4@2.03	321@2.04	---	---	45,499	107	91,983.15	247,109.37	1.81	2.07	35102045
17,513,933	0.300	---	---	---	16/11/1992	09/10/2025	---	UNIBIOS (CR)	2.61	-2.79	€ 2.685	14/05/2026	2.7	2.61	2.7	2.61	2.654	350@2.47	500@2.69	---	---	7,679	44	20,378.87	45,711.37	2.13	2.97	50204000
37,975,800	0.600	---	---	---	10/09/2019	01/04/2026	---	YKNOT (CR)	1.365	3.41	# 1.32	14/05/2026	1.315	1.28	1.375	1.365	1.319	868@1.36	4000@1.37	---	---	218,676	312	288,416.89	51,836.97	0.7326	1.7394	40501015
32,413,681	0.370	---	---	---	15/07/2009	11/05/2000	---	ALUMIL (CR)	6.03	-0.99	€ 6.09	14/05/2026	6.06	5.87	6.06	6.03	6.029	300@5.92	194@6.03	---	---	11,514	56	69,413.53	195,454.50	5	6.88	55102035
3,734,164	3.44	0.4954	0.5896	---	14/10/2025	19/07/2022	---	ANDROMEDA SA (CR)	8.78	-1.13	€ 8.88	14/05/2026	8.94	8.66	8.94	8.8	8.771	66@8.70	50@8.88	---	2025	7,788	45	68,307.04	32,785.96	7.58	9.1	30204000
23,986,500	1.00	---	---	---	26/06/2009	25/08/2025	---	BIOKARPET S.A.(CR)	1.65	1.48	# 1.626	14/05/2026	1.652	1.65	1.688	1.65	1.666	1000@1.63	500@1.65	---	---	8,215	27	13,687.25	39,577.73	1.45	2.06	50101035
6,325,000	0.600	0.145	0.07	---	28/07/2025	17/02/2014	---	VOYATZOGLOU (CR)	2.13	-4.05	€ 2.22	14/05/2026	2.16	2.1	2.16	2.1	2.127	50@2.10	295@2.11	---	---	1,210	14	2,574.15	13,472.25	1.96	2.44	50205010
24,060,000	0.300	0.075	0.075	---	17/06/2025	01/07/2019	---	GEN. COMMERCIAL & IND.SA (CR)	2.21	-0.90	€ 2.23	14/05																

Number of Outstanding Securities	Nominal Value	Dividends [1]			Date of Last Coupon		Note	Shares	Closing price	% change	Previous closing price/date	Open price	Price min	Price max	Last price	Avg price	Last Bid [7]	Last Ask [7]	P/E after tax	Year	Volume	Trades	Transactions Value[8]	Company Mkt Value (thou. €)	Year low	Year high	Sector[4]	
		2023	2024	2025	Dividend [2]	Right																						
34,720,000	0.310	---	---	---	16/06/2010	01/08/2007	---	DROMEAS SA (CR)	0.304	-0.98	€ 0.307	14/05/2026	0.305	0.304	0.305	0.304	0.304	600@0.303	350@0.312	---	---	5,200	5	1,581.20	10,554.88	0.295	0.39	40202015
13,673,200	0.420	0.05	0.05	---	19/08/2025	26/07/2001	---	EVROFARMA (CR)	3.8	---	3.8	14/05/2026	3.8	3.78	3.85	3.8	3.796	120@3.71	968@3.80	---	---	651	12	2,471.37	51,958.16	3.02	4.07	45102020
18,146,007	1.00	---	---	---	23/08/2023	10/09/2010	---	ELASTRON (CR)	2.39	1.27	# 2.36	14/05/2026	2.38	2.33	2.39	2.39	2.358	800@2.33	1962@2.39	---	---	8,285	26	19,534.36	43,368.96	2.02	2.65	55102010
23,828,130	0.500	0.108	0.1366	---	14/07/2025	17/02/2009	---	ELINOIL S.A. (CR)	2.18	-0.46	€ 2.19	14/05/2026	2.19	2.15	2.19	2.18	2.154	180@2.15	185@2.18	---	---	1,700	8	3,662.50	51,945.32	2.1	2.59	60101020
19,864,886	5.60	0.672	0.672	0.672	23/04/2026	02/07/2008	---	BANK OF GREECE (CR)	14.85	---	14.85	14/05/2026	14.75	14.7	14.9	14.85	14.781	190@14.80	1337@14.85	---	2025	4,002	27	59,153.90	294,993.56	14.55	17.5	30101010
26,730,187	0.520	---	0.07	---	09/07/2025	01/08/2017	---	ELTON SA (CR)	1.85	0.27	# 1.845	14/05/2026	1.845	1.82	1.85	1.85	1.84	150@1.85	3352@1.86	---	---	13,235	29	24,349.42	49,450.85	1.62	2.22	50205010
36,300,000	1.12	0.0276	0.055	---	01/07/2025	12/12/2007	---	THESSALONIKA WATER & SEWERAGE	4.305	---	4.305	14/05/2026	4.35	4.24	4.35	4.305	4.299	300@4.25	500@4.32	---	---	31,419	134	135,076.85	156,271.50	3.4	4.38	65102030
143,352,325	0.260	---	---	---	29/08/2022	28/04/2025	---	EVROPI HOLDINGS S.A. (CR)	2.055	-0.24	€ 2.06	14/05/2026	2.06	1.998	2.06	2.055	2.03	1500@2.03	46@2.06	---	---	43,534	90	88,360.92	294,589.03	1.77	2.34	30302025
86,735,980	0.310	0.02	---	---	22/07/2024	07/09/2023	---	ATHENS MEDICAL CENTER SA (CR)	1.83	0.27	# 1.825	14/05/2026	1.84	1.795	1.84	1.83	1.821	90@1.80	951@1.83	---	---	666	11	1,212.71	158,726.84	1.565	2.07	20101010
114,320,400	0.100	---	---	---	26/11/2021	05/08/2019	---	IKTINOS HELLAS SA (CR)	0.3755	-0.40	€ 0.377	14/05/2026	0.374	0.363	0.38	0.3755	0.371	80@0.371	20000@0.376	---	---	103,405	204	38,376.29	42,927.31	0.302	0.4535	50101035
14,111,198	0.450	(0.0133)	0.07	---	31/07/2025	09/01/2025	---	ILYDA S.A. (CR)	4.19	-1.18	€ 4.24	14/05/2026	4.17	4.1	4.2	4.19	4.145	1000@4.14	60@4.19	---	2025	7,231	36	29,974.69	59,125.92	3.74	5.52	10101015
3,417,600	0.100	0.016	---	---	04/07/2024	02/04/2024	---	INTERWOOD-XYLEMPORIA (PR)	0.44	2.80	# 0.428	14/05/2026	0.44	0.44	0.44	0.44	0.44	200@0.418	190@0.436	---	---	50	1	22.00	13,630.19	0.4	0.76	50101020
45,417,399	0.100	---	---	---	25/07/2008	02/04/2024	---	INTERWOOD-XYLEMPORIA (CR)	0.267	-0.37	€ 0.268	14/05/2026	0.27	0.257	0.27	0.267	0.267	4000@0.253	1680@0.267	---	---	29,720	33	7,948.72	13,630.19	0.201	0.295	50101020
18,567,912	0.590	0.16	0.201	---	02/07/2025	26/01/2021	---	INTERLIFE G.C.I.(CR)	6.38	-0.31	€ 6.4	14/05/2026	6.4	6.26	6.46	6.38	6.335	5@6.36	649@6.38	---	2025	5,831	45	36,939.84	118,463.28	5.56	7	30302025
8,424,900	0.500	---	---	---	12/07/2010	04/07/2019	---	INTERTECH SA (CR)	1.57	---	1.57	14/05/2026	---	---	---	---	---	2000@1.49	854@1.57	---	2025	---	---	---	13,227.09	0.99	1.615	50205010
2,760,000	11.83	12.4	14	---	30/05/2025	16/07/1990	---	KARELIA (CR)	424	1.19	# 419	14/05/2026	425	421	425	424	423.859	7@422.00	1@424.00	---	---	99	10	41,962.00	1,170,240.00	354	434	45103010
19,804,134	0.150	---	---	---	01/07/2004	06/11/2017	---	KEKROPS SA (CR)	1.955	-5.10	€ 2.06	14/05/2026	2.05	1.955	2.08	1.955	2.024	100@1.93	3778@1.94	---	2025	13,440	66	27,201.93	38,711.08	1.53	2.35	35101010
11,510,102	0.890	---	---	---	24/06/2005	06/10/1999	---	NAFPAKTOS TEXTILE (CR)	1.27	-0.39	€ 1.275	14/05/2026	1.28	1.255	1.28	1.27	1.27	220@1.22	856@1.28	---	---	721	9	915.38	14,617.83	1.175	1.69	55101020
21,224,340	0.420	---	---	---	06/09/2022	25/04/2006	---	KORDELLOS BROS SA (CR)	0.437	---	0.437	14/05/2026	0.438	0.418	0.438	0.437	0.43	150@0.419	191@0.437	---	2025	529	16	227.36	9,275.04	0.366	0.554	55102010
33,065,136	0.380	0.3506	0.4007	---	21/08/2025	16/09/2013	---	KRI-KRI S.A. (CR)	25	2.04	# 24.5	14/05/2026	24.5	24.3	25.35	25	24.738	122@24.75	3@25.20	---	2025	11,888	98	294,082.15	826,628.40	19.18	26.15	45102020
6,200,000	0.500	---	---	---	22/06/2010	01/11/1995	---	MINERVA KNITWEAR (CR)	0.59	3.51	# 0.57	14/05/2026	0.575	0.575	0.59	0.59	0.578	400@0.575	245@0.590	---	---	205	3	118.45	3,658.00	0.473	0.772	40204020
5,939,268	0.620	---	---	---	10/07/2003	03/01/2002	---	LANAKAM SA (CR)	1.47	---	1.47	14/05/2026	---	---	---	---	---	100@1.36	250@1.47	---	---	---	---	---	8,730.72	0.96	1.47	40401020
9,819,370	0.500	---	---	---	14/08/2007	09/01/2004	---	MATHIOS REFRACTORY SA (CR)	0.7	-2.10	€ 0.715	14/05/2026	0.73	0.675	0.73	0.7	0.693	1000@0.685	389@0.705	---	---	6,410	31	4,442.33	6,873.56	0.59	0.97	55101000
30,150,000	0.360	0.122	0.1335	---	17/06/2025	25/04/2019	---	MOTODYNAMICS S.A. (CR)	2.57	---	2.57	14/05/2026	2.57	2.56	2.58	2.57	2.574	199@2.53	469@2.57	---	---	17,750	44	45,691.00	77,485.50	2.23	2.7	40401030
126,431,958	2.50	0.025	0.043	---	03/06/2025	05/06/2024	---	NOVAL PROPERTY REIC (CR)	2.66	-0.75	€ 2.68	14/05/2026	2.63	2.62	2.67	2.67	2.64	1700@2.65	212@2.67	---	2025	14,499	28	38,282.79	336,309.01	2.51	2.92	35102045
10,080,000	3.00	1.3	2	2.2	14/05/2026	27/08/2001	---	TPA SA (CR)	37.9	-1.04	€ 38.3	14/05/2026	38.3	37.5	38.3	37.9	37.597	236@37.50	174@37.90	---	---	744	24	27,972.00	382,032.00	33.2	40.2	50206060
25,000,000	2.00	1.336	1.92	---	04/08/2025	08/08/2003	---	P.P.A. S.A. (CR)	38	-1.17	€ 38.45	14/05/2026	38.7	38	38.7	38	38.189	727@38.00	93@38.40	---	2025	4,036	129	154,131.75	950,000.00	35.4	41.1	50206060
68,926,799	0.240	---	---	---	07/07/2023	---	---	ONYX TOURISTIKI S.A. (CR)	1.662	---	1.662	14/05/2026	1.662	1.638	1.662	1.662	1.655	500@1.66	1374@1.66	---	---	48,925	94	80,969.09	114,556.34	1.33	2.22	40401020
4,971,466	1.46	---	---	---	04/07/2007	08/10/2003	---	PAIRIS SA (CR)	0.78	---	0.78	14/05/2026	0.762	0.752	0.782	0.78	0.759	300@0.752	4499@0.780	---	---	4,501	27	3,416.96	3,877.74	0.6	0.984	50203030
27,098,594	0.540	0.0702	0.0605	0.0909	21/04/2026	14/01/2021	---	PAPOUTSANIS (CR)	3.7	-2.12	€ 3.78	14/05/2026	3.83	3.64	3.83	3.7	3.681	73@3.61	644@3.70	---	2025	5,861	28	21,573.91	100,264.80	3.32	4.06	45201020
7,070,400	0.930	0.8645	0.3242	---	11/07/2025	06/05/2016	---	PETROPOULOS PETROS (CR)	8.16	---	8.16	14/05/2026	8.16	8.16	8.16	8.16	8.16	89@8.10	69@8.16	---	---	932	5	7,605.12	57,694.46	7.58	8.98	50206015
43,741,452	0.660	0.2388	0.2391	0.07	19/01/2026	01/11/1999	---	THRACE PLASTICS SA (CR)	4.15	0.24	# 4.14	14/05/2026	4.135	4.095	4.17	4.15	4.133	109@4.10	948@4.15	---	---	33,131	96	136,935.95	181,527.03	3.55	4.535	50203015
21,912,599	0.300	0.0485	0.0483	---	29/04/2025	23/02/2007	---	REVOIL (CR)	1.635	-0.61	€ 1.645	14/05/2026	1.645	1.605	1.645	1.635	1.625	1800@1.61	450@1.64	---	---	11,531	33	18,743.15	35,827.10	1.535	1.86	60101020
13,582,223	1.35	---	---	---	24/06/2008	02/02/2016	---	SIDMA STEEL (CR)	1.65	-2.08	€ 1.685	14/05/2026	1.69	1.645	1.705	1.645	1.673	200@1.40	55@1.70	---	---	973	12	1,627.99	22,410.67	1.455	2.12	55102010
40,693,350	5.00	---	---	---	03/07/2006	26/05/2015	---	TECHNICAL OLYMPIC SA (CR)	2.37	0.42	# 2.36	14/05/2026	2.36	2.34	2.37	2.37	2.349	1000@2.35	94@2.37	---	---	35,854	37	84,210.37	96,443.24	2.12	2.61	50206030
3,048,000	0.300	---	---	---	06/07/2007	01/06/2021	---	TZIRAKIAN PROFIL (CR)	1.985	0.25	# 1.98	14/05/2026	1.98	1.98	1.985	1.985	1.984	122@1.93	200@1.97	---	2025	250	2	495.95	6,050.28	1.42	2.04	

Number of Outstanding Securities	Nominal Value	Dividends [1]			Date of Last Coupon		Note	Shares	Closing price	% change	Previous closing price/date	Open price	Price min	Price max	Last price	Avg price	Last Bid [7]	Last Ask [7]	P/E after tax	Year	Volume	Trades	Transactions Value[8]	Company Mkt Value (thou. €)	Year low	Year high	Sector[4]	
		2023	2024	2025	Dividend [2]	Right																						
11,943,624	0.540	0.15	0.165	---	01/07/2025	30/08/2019	---	FLEXOPACK SA (CR)	8.25	---	8.25	14/05/2026	8.25	8.25	8.25	8.25	150@7.85	136@8.25	---	---	1	1	8.25	98,534.90	7.4	8.6	50203030	
244,737,498	0.500	0.02	0.03	0.04	26/03/2026	28/12/2023	---	TRASTOR REAL EST. INV. CO.(CR)	1.23	-0.41	€ 1.235	14/05/2026	1.25	1.21	1.265	1.23	1.235	500@1.22	505@1.24	---	2025	7,336	60	9,056.73	301,027.12	1.15	1.42	35102000
15,300,000	0.300	---	0.01	---	09/10/2025	13/12/1999	---	ATTICA PUBLICATIONS SA (CR)	1.26	---	1.26	14/05/2026	1.265	1.24	1.265	1.24	1.26	19@1.24	100@1.30	---	---	106	8	133.53	19,278.00	1.17	1.44	40301030
18,810,000	0.400	0.0381	0.0591	---	20/10/2025	14/11/2007	---	VARVERIS - MODA BAGNO SA (CR)	6.96	---	6.96	14/05/2026	6.96	6.86	6.96	6.96	6.949	50@6.80	524@6.96	---	---	285	5	1,980.60	130,917.60	5.16	7.06	40401025
3,307,500	0.210	0.4	0.4	---	23/10/2025	30/11/2022	---	ELVE SA (CR)	5.65	-0.88	€ 5.7	14/05/2026	5.65	5.65	5.65	5.65	5.65	5@5.65	458@5.85	---	2025	565	3	3,192.25	18,687.38	5	6	40204020
21,364,000	1.12	---	---	---	21/08/2023	08/03/2023	---	LAMPASA HOTEL SA (CR)	46.8	---	46.8	14/05/2026	---	---	---	---	---	68@46.80	50@47.60	---	---	---	---	---	999,835.20	42.2	48.4	40501025
38,566,614	0.500	---	---	---	21/07/2008	07/07/2025	---	MOUZAKIS (CR)	0.5	---	0.5	14/05/2026	---	---	---	---	---	900@0.498	---	---	---	---	---	---	19,283.31	0.496	0.69	55101020
42,500,000	1.00	0.0383	0.0538	0.3714	06/05/2026	13/09/2023	---	MPLK KEDROS (CR)	4.4	---	4.4	14/05/2026	4.4	4.4	4.4	4.4	4.4	100@4.39	100@4.43	---	---	2,147	22	9,446.80	187,000.00	4.23	4.51	35102000
6,340,000	0.600	0.2	0.23	0.23	09/12/2025	11/01/2024	---	NAKAS MUSIC	3.32	---	3.32	14/05/2026	3.36	3.36	3.38	3.38	3.373	73@3.38	135@3.40	---	---	142	9	479.00	21,048.80	3.24	3.92	40401030
27,379,200	0.980	0.5001	0.52	---	25/08/2025	29/08/2022	---	CRETE PLASTICS SA (CR)	14.8	---	14.8	14/05/2026	---	---	---	---	---	150@14.80	350@15.80	---	---	---	---	---	405,212.16	13.2	15.9	50203015
255,494,534	2.71	0.247	0.705	0.216	15/12/2025	30/09/2021	---	PRODEA (CR)	5.6	-1.75	€ 5.7	14/05/2026	5.6	5.6	5.65	5.65	5.629	2018@5.60	239@5.65	---	---	5,640	27	31,745.80	1,430,769.39	5.2	6.5	35102000
4,181,450	0.500	---	---	---	21/08/2000	05/03/2002	---	FLOUR MILLS SARANTOPOULOS SA	1.64	---	1.64	14/05/2026	1.64	1.64	1.64	1.64	1.64	---	465@1.64	---	---	200	2	328.00	6,857.58	1.12	1.74	45102020

## Exchange Traded Funds (ETFs)

1,380,078	---	---	---	---	15/06/2016	---	---	ALPHA ETF FTSE Athex Large Cap	58	-1.66	€ 58.98	14/05/2026	58.41	57.79	58.66	58	58.114	188@58.00	3@58.98	---	---	3,419	91	198,690.38	---	51.03	66.71	12003
-----------	-----	-----	-----	-----	------------	-----	-----	--------------------------------	----	-------	---------	------------	-------	-------	-------	----	--------	-----------	---------	-----	-----	-------	----	------------	-----	-------	-------	-------

## Surveillance

8,321,682	0.670	---	---	---	17/08/2007	23/11/1999	---	N. LEVENTERIS (CR)	0.278	---	0.278	14/05/2026	---	---	---	---	---	---	14615@0.278	---	2025	---	---	---	2,708.80	0.252	0.32	55102010	
2,160,524	0.670	---	---	---	03/12/2018	23/11/1999	---	N. LEVENTERIS (PR)	0.183	---	0.183	14/05/2026	---	---	---	---	---	---	2624@0.200	---	2025	---	---	---	---	2,708.80	0.165	0.2	55102010

## Suspension Status

13,191,620	0.620	---	---	---	04/08/2010	09/09/2002	5232	YALCO - CONSTANTINOU (CR)	0.16	---	0.16	30/05/2025	---	---	---	---	---	---	26032@0.162	---	---	---	---	---	---	2,110.66	0.16	0.16	40202020
17,579,754	4.16	---	---	---	18/08/2006	02/08/2010	---	BIOTER SA (CR)	0.206	---	0.206	30/05/2025	---	---	---	---	---	---	---	---	---	---	---	---	---	3,621.43	0.206	0.206	50101010
3,961,300	1.28	---	---	---	29/06/2004	03/08/2000	5248	DUROS SA (CR)	0.25	---	0.25	24/04/2023	---	---	---	---	---	---	---	---	---	---	---	---	---	990.33	0.25	0.25	40204020
15,842,391	1.51	---	---	---	15/07/2009	12/05/2000	5141	BITROS HOLDING SA (CR)	0.51	---	0.51	30/05/2025	---	---	---	---	---	---	---	---	---	---	---	---	---	8,079.62	0.51	0.51	55102010
24,319,250	0.300	---	---	---	09/07/2002	04/07/2007	5165	PROODEFTIKH SA (CR)	0.296	---	0.296	30/04/2026	---	---	---	---	---	---	---	10000@0.360	---	---	---	---	---	7,198.50	0.281	0.5	50101010
28,438,268	0.070	---	---	---	21/08/2006	24/11/1999	5253	SPIROY AGRICULTURE SA (CR)	0.138	---	0.138	30/05/2025	---	---	---	---	---	---	---	---	---	---	---	---	---	3,924.48	0.138	0.138	45102010

## Shares' Notes

Code	Note text
( )	- Adjusted dividends.
*	- Last adjusted closing price.
[1]	- Net dividends.
[2]	- The "Date of Last Coupon" for New listings refers to the date company's stocks started to trade in Athex
[3]	- The Company Market Value is referred to the number of outstanding shares
[4]	- Sectors codification can be found in Appendix A
[5]	- The Market Value refers to the total number of shares listed (including their several classes) in the exchange by the company.
[6]	- P/E greater than 100
[7]	- Last view of the Order Book before the end of the trading session
[8]	- All Blocks Methods' Transactions Value are included.
5141	- Transfer to the Surveillance Category as of 10/05/2017.
5160	- Transfer to the Surveillance Category as of 15/04/2016.
5165	- Transfer to the Surveillance Category as of 15/02/2018.
5193	- Transfer to the Surveillance Category as of 25/10/2018.
5232	- Transfer to the Under Surveillance Category from 08/04/2011.
5248	- Transfer to the Surveillance Category as of 06/09/20116.
5253	- Transfer to the Surveillance Category as of 14/5/2021.

## Securities Blocks Details

Securities	Block Volume	Price	Block Trade Value	Time of approval	Note
JUMBO SA (CR)	50,000	21.74	1,087,000.00	10:30:31	20
PERFORMANCE TECHNOLOGIES (CR)	10,000	9.40	94,000.00	10:37:16	20
FAIS (CR)	47,500	3.47	164,587.50	10:38:16	20
EUROBANK (CR)	750,000	3.80	2,850,000.00	10:51:15	20
PPC (CR)	20,000	20.21	404,200.00	11:27:53	20
PIRAEUS BANK (CR)	200,000	8.33	1,666,800.00	11:52:25	20
PPC (CR)	55,000	20.26	1,114,300.00	12:03:47	20
ATHENS INTL AIRPORT (CR)	7	10.11	70.76	12:17:20	14
PPC (CR)	37,007	20.20	747,541.40	13:11:57	20
GEK TERNA (CR)	5,605	41.14	230,589.70	13:12:42	20
NATIONAL BANK (CR)	75,000	13.89	1,041,750.00	13:13:47	20
PIRAEUS BANK (CR)	71,959	8.34	600,425.90	13:14:15	20
BANK OF CYPRUS (CR)	50,000	9.40	470,000.00	13:19:05	20
GEK TERNA (CR)	50,000	41.29	2,064,500.00	13:25:20	20
NATIONAL BANK (CR)	100,000	13.89	1,389,000.00	13:29:10	20
EUROBANK (CR)	1,000,000	3.80	3,800,000.00	14:11:00	20
EUROBANK (CR)	250,000	3.78	945,000.00	14:33:10	20
ALTER EGO MEDIA (CR)	1	6.10	6.10	15:03:16	18
GEK TERNA (CR)	25,000	41.34	1,033,500.00	15:49:15	20
PPC (CR)	65,000	19.85	1,290,250.00	16:06:15	20
GEK TERNA (CR)	25,000	41.10	1,027,500.00	16:07:52	20
MOTOR OIL (CR)	6,235	35.60	221,966.00	16:40:50	20
PPC (CR)	50,000	19.90	995,000.00	16:52:16	20
NATIONAL BANK (CR)	70,474	13.88	978,179.12	17:00:46	20
JUMBO SA (CR)	140,000	21.54	3,015,600.00	17:11:26	20
GEK TERNA (CR)	30,000	41.12	1,233,600.00	17:12:19	20
EUROBANK (CR)	662,693	3.74	2,476,483.74	17:12:51	20

## Blocks Notes

9 - Method 6-1 / Special Fees

10 - Method 6-1 / Special Fees, SDS

14 - Method 6-3 / Settlement, Incomplete Buy and Sell

18 - Method 6-2 / SPOT 1

19 - Method 6-2 / SPOT 2

20 - Method 6-1 and Method 6-1 Same Day Settlement

21 - Other Pre-agreed

## Shares Rights Details

Occured date	Exercise from	Exercise until	Trading until	Rights	Price min	Price max	Closing price	Last Bid	Last Ask	Volume	Trades	Transactions Value
--------------	---------------	----------------	---------------	--------	-----------	-----------	---------------	----------	----------	--------	--------	--------------------

No Rights Transactions.

---

**Forced Sales Details**

---

Securities	Category of Security	Transactions Volume	Number of Trades	Transactions Value	Note
------------	----------------------	------------------------	---------------------	-----------------------	------

---

No Forced Transactions.

---

---

**Forced Sales Notes**

---

- 1 - Compulsory Public Forced Sales
- 2 - Forced Sales of Fixed Registered Shares
- 3 - Forced Sales of Remaining Fractional Shares

## Exchange Traded Funds (ETFs) Characteristics

	Transactions Date (T)	Creation / Redemption	Units (T-1)	New Units (T-1)	Redemption Units (T-1)	Units (T) [1]	Fund Assets [2]	Net Unit Price	Dividend per Unit	Dividend Date
ALPHA ETF FTSE Athex Large Cap	15/05/2026	5,000	1,380,078	---	---	1,380,078	81,447,950.00	59.0169	1.15	01/07/2025

## ETFs Notes

[1] - Units (T) = Units (T-1) + New Units (T-1) - Redemption Units (T-1)

[2] - The Creation / Redemption Units of T-1 are included.

## Non Convertible Corporate Bonds - Regulated Market

Num Listed Bonds	Nominal price	Issue price	Today's Rate	Exp. Date	Duration (years)	Note	Coupon		Trading Unit	Corporate Bonds	Accrued Int.	Yield.T.Mat	Price min	Price max	Closing price	Previous closing price/date	Volume	Transactions Value	Last order		Date	ear min	Year max	
							Common	Preferred											Price	Buy / Sell				
250,000	1,000.00	1,000.00	3.75	25/02/2033	7	---	1	---	1	CAPITAL CLEAN ENERGY CARRIERS CORP. (Non Convert)	8.6458	3.9760	98.5000	98.9000	98.6000	98.8590	14/05/2026	369,000	367,492.51	98.5000	B	15/05/2026	95.0002	99.9895
320,000	1,000.00	1,000.00	3.40	21/07/2027	7	---	12	---	1	LAMDA DEVELOPMENT S.A. (Non Convertible)	11.1444	3.3060	99.0000	99.5000	99.3429	99.2780	14/05/2026	35,000	35,160.06	99.0000	B	15/05/2026	97.5000	100.0000
200,000	1,000.00	1,000.00	1.90	23/03/2028	7	---	11	---	1	MOTOR OIL CORINTH REFINERIES SA (Non Convertible)	3.0083	3.4140	96.5000	97.1900	96.7210	96.6170	14/05/2026	20,000	19,404.37	96.5100	B	15/05/2026	96.3000	98.0000
150,000	1,000.00	1,000.00	2.60	22/10/2026	7	---	14	---	1	TERNA ENERGY FINANCE S.A. (Non Convertible)	1.9500	3.9690	99.1020	99.1020	99.1020	99.1220	14/05/2026	12,000	11,915.64	99.1020	B	15/05/2026	98.4189	99.7900
100,000	1,000.00	1,000.00	2.80	25/01/2027	5	---	9	---	1	PREMIA S.A. (Non Convertible)	8.7889	3.7870	99.0000	99.0000	99.0000	99.0000	14/05/2026	35,000	34,957.61	99.0010	B	15/05/2026	97.7000	99.5000
500,000	1,000.00	1,000.00	4.00	10/07/2030	7	---	6	---	1	METLEN ENERGY & METALS S.A. (Non Convertible)	14.1111	3.6020	99.8100	100.1400	99.9327	99.9170	14/05/2026	276,000	279,708.84	99.8100	B	15/05/2026	98.3000	101.4000
99,697	1,000.00	1,000.00	5.50	15/12/2028	5	---	5	---	1	IDEAL HOLDINGS S.A. (Non Convertible)	23.6806	3.7410	103.0000	103.0000	103.0000	103.0000	14/05/2026	8,000	8,429.44	102.8000	B	15/05/2026	101.4645	104.1000
500,000	1,000.00	1,000.00	3.80	18/11/2032	7	---	1	---	1	LAMDA DEVELOPMENT S.A. (Non convertible)	---	4.0120	97.8000	98.5000	98.5000	98.0000	14/05/2026	126,000	123,481.30	98.0000	B	15/05/2026	96.7229	99.9999
140,000	1,000.00	1,000.00	4.70	15/12/2030	5	---	1	---	1	AKTOR S.A. (Non convertible)	20.2361	4.1070	101.5900	102.0000	102.0000	101.6690	14/05/2026	25,000	25,909.50	102.0000	B	15/05/2026	100.6000	103.4900
500,000	1,000.00	1,000.00	2.75	03/07/2027	7	---	12	---	1	GEK TERNA S.A. (Non Convertible)	10.2361	3.3560	98.5100	98.8000	98.7207	98.8000	14/05/2026	112,000	111,713.64	98.5100	B	15/05/2026	97.7500	99.5000
150,000	1,000.00	1,000.00	4.10	08/04/2033	7	---	1	---	1	PREMIA REIC (Non Convertible)	4.6694	4.2680	98.9000	99.1000	99.0000	99.3600	14/05/2026	56,000	55,697.29	98.9001	B	15/05/2026	98.8220	100.3700
250,000	1,000.00	1,000.00	3.70	04/07/2032	7	---	2	---	1	AEGEAN AIRLINES S.A. (Non Convertible)	13.7722	3.9380	98.0230	99.7500	98.1714	99.5170	14/05/2026	96,000	96,366.02	98.0700	B	15/05/2026	98.0875	102.0999
300,000	1,000.00	1,000.00	2.30	20/07/2028	7	---	10	---	1	PRODEA REIC S.A.(Non Convertible)	7.6028	2.8330	98.0000	98.5000	98.2250	98.3000	14/05/2026	170,000	168,182.07	98.1500	B	15/05/2026	95.0000	99.9510
250,000	1,000.00	1,000.00	2.45	16/11/2028	7	---	9	---	1	ELVALHALCOR S.A. (Non Convertible)	---	3.9060	95.5000	96.5000	95.6200	96.5000	14/05/2026	147,000	141,148.41	95.6100	B	15/05/2026	94.9873	99.0000
120,000	1,000.00	1,000.00	2.65	06/12/2028	7	---	9	---	1	NOVAL PROPERTY REIC (Non Convertible)	11.9250	3.9590	95.3001	96.2000	95.8000	96.3000	14/05/2026	72,000	69,739.63	95.8000	B	15/05/2026	95.0000	99.9900
300,000	1,000.00	1,000.00	2.30	14/12/2028	7	---	9	---	1	GEK TERNA S.A. (Non Convertible)	9.9028	3.5010	95.6000	96.2500	96.2500	96.4260	14/05/2026	47,000	45,476.43	96.0000	B	15/05/2026	95.0000	97.2100
100,000	1,000.00	1,000.00	2.95	11/02/2027	5	---	9	---	1	SAFE BULKERS PARTICIPATIONS PLC (Non Convertible)	7.9486	3.4600	99.3000	99.3000	99.3000	99.3560	14/05/2026	6,000	6,005.69	99.3000	B	15/05/2026	97.8500	99.9201
100,000	1,000.00	1,000.00	4.40	26/07/2029	7	---	8	---	1	CPLP SHIPPING HOLDINGS PLC (Non Convertible)	13.8111	3.6880	100.2500	100.2500	100.2500	100.4500	14/05/2026	1,000	1,016.31	100.0000	B	15/05/2026	100.1065	102.8500
200,000	1,000.00	1,000.00	4.25	23/01/2029	5	---	5	---	1	AUTOHELLAS S.A. (Non Convertible)	13.6944	3.6970	100.0000	100.4600	100.4600	100.4800	14/05/2026	87,000	88,202.62	100.0000	B	15/05/2026	99.5000	102.0000

## Corporate Bonds Notes

Transactions Volume = (Pieces) \* (Nominal Price). Transactions Value = (Pieces) \* (Nominal Price) \* (price %) + (Accrued interest).

The price of a Bond is stated as a percentage (%) of Bond's Nominal Price.

Nominal Price in Euros (€), except if it is noted differently.

## Non Convertible Corporate Bonds - Regulated Market

Num Listed Bonds	Nominal price	Issue price	Today's Rate	Exp. Date	Duration (years)	Note	Coupon		Trading Unit	Corporate Bonds	Accrued Int.	Yield.T.Mat	Price min	Price max	Closing price	Previous closing price/date	Volume	Transactions Value	Last order			ear min	Year max	
							Common	Preffered											Price	Buy / Sell	Date			
130,000	1,000.00	1,000.00	6.00	27/02/2029	5	---	5	---	1	INTRALOT S.A. (Non Convertible)	13.5000	4.2420	102.1800	103.0000	103.0000	102.3190	14/05/2026	79,000	81,808.50	102.1900	B	15/05/2026	101.0000	104.5000
500,000	1,000.00	1,000.00	3.20	29/09/2032	7	---	2	---	1	GEK TERNA S.A. (Non Convertible)	4.4444	3.8310	96.0000	96.9990	96.3250	96.8500	14/05/2026	71,000	68,549.25	96.1500	B	15/05/2026	94.0000	99.3790

## Corporate Bonds Notes

Transactions Volume = (Pieces) \* (Nominal Price). Transactions Value = (Pieces) \* (Nominal Price) \* (price %) + (Accrued interest).

The price of a Bond is stated as a percentage (%) of Bond's Nominal Price.

Nominal Price in Euros (€), except if it is noted differently.

## Government Bonds

Number Listed Bonds	Nominal price	Today's Rate	Accrued Interest Calc	Exp. Date [1]	Duration (years)	Note	Coupons Date	Curr. coupon value	Trading Unit	Government Bonds	Price min	Price max	Closing price	Previous closing price/date	Volume	Transactions Value	Price	Last order Buy / Sell	Date
4,000,000	1,000.00	4.13	Actual/Actual	15/06/2054	30	---	15/06	4.13	1	GGB-FXD-150654-30Y-4.125-1.000	---	---	---	---	---	---	---	---	---
4,700,000	1,000.00	1.88	Actual/Actual	04/02/2035	15	---	04/02	1.88	1	GGB-FXD-040235-15Y-1.875-1.000	---	---	---	---	---	---	---	---	---
6,000,000	1,000.00	0.75	Actual/Actual	18/06/2031	10	---	18/06	0.75	1	GGB-FXD-180631-10Y-0.750-1.000	---	---	---	---	---	---	---	---	---
3,600,000	1,000.00	3.88	Actual/Actual	15/06/2028	5	---	15/06	3.88	1	GGB-FXD-150628-05Y-3.875-1.000	---	---	---	---	---	---	---	---	---
5,962,747,327	1.00	3.75	Actual/Actual	30/01/2028	10	---	/02 - 02/02 - 31/	3.75	1	GGB-FXD-300128-10Y-3.750-1.000	---	---	---	85.4610 13/07/2018	---	---	1.0000	B	28/11/2018
7,067,309,386	1.00	3.90	Actual/Actual	30/01/2033	15	---	/02 - 02/02 - 31/	3.90	1	GGB-FXD-300133-15Y-3.900-1.000	---	---	---	78.6730 13/07/2018	---	---	1.0000	B	28/11/2018
5,622,848,349	1.00	4.00	Actual/Actual	30/01/2037	19	---	/02 - 02/02 - 31/	4.00	1	GGB-FXD-300137-19Y-4.000-1.000	---	---	---	77.0370 13/07/2018	---	---	1.0000	B	28/11/2018
5,476,770,669	1.00	4.20	Actual/Actual	30/01/2042	24	---	/02 - 02/02 - 31/	4.20	1	GGB-FXD-300142-24Y-4.200-1.000	---	---	---	77.7640 13/07/2018	---	---	1.0000	B	28/11/2018
4,950,000	1,000.00	3.38	Actual/Actual	15/06/2034	10	---	15/06	3.38	1	GGB-FXD-150634-10Y-3.375-1.000	---	---	---	---	---	---	---	---	---
41,118,344	1.00	4.30	Actual/Actual	24/02/2027	15	---	24/02	4.30	1	GGB-FXD-240227-15Y-2.000-1.000	---	---	---	10.0000 22/06/2015	---	---	---	---	---
45,137,734	1.00	4.30	Actual/Actual	24/02/2028	16	---	24/02	4.30	1	GGB-FXD-240228-16Y-2.000-1.000	---	---	---	10.0000 22/06/2015	---	---	---	---	---
61,768,888	1.00	4.30	Actual/Actual	24/02/2029	17	---	24/02	4.30	1	GGB-FXD-240229-17Y-2.000-1.000	---	---	---	10.0000 22/06/2015	---	---	---	---	---
54,567,744	1.00	4.30	Actual/Actual	24/02/2030	18	---	24/02	4.30	1	GGB-FXD-240230-18Y-2.000-1.000	---	---	---	10.0000 22/06/2015	---	---	---	---	---
37,541,515	1.00	4.30	Actual/Actual	24/02/2031	19	---	24/02	4.30	1	GGB-FXD-240231-19Y-2.000-1.000	---	---	---	10.0000 22/06/2015	---	---	---	---	---
37,558,317	1.00	4.30	Actual/Actual	24/02/2032	20	---	24/02	4.30	1	GGB-FXD-240232-20Y-2.000-1.000	---	---	---	10.0000 22/06/2015	---	---	---	---	---
37,473,732	1.00	4.30	Actual/Actual	24/02/2033	21	---	24/02	4.30	1	GGB-FXD-240233-21Y-2.000-1.000	---	---	---	10.0000 22/06/2015	---	---	---	---	---
33,888,293	1.00	4.30	Actual/Actual	24/02/2034	22	---	24/02	4.30	1	GGB-FXD-240234-22Y-2.000-1.000	---	---	---	10.0000 22/06/2015	---	---	---	---	---
35,177,800	1.00	4.30	Actual/Actual	24/02/2035	23	---	24/02	4.30	1	GGB-FXD-240235-23Y-2.000-1.000	---	---	---	10.0000 22/06/2015	---	---	---	---	---
35,547,268	1.00	4.30	Actual/Actual	24/02/2036	24	---	24/02	4.30	1	GGB-FXD-240236-24Y-2.000-1.000	---	---	---	10.0000 22/06/2015	---	---	---	---	---
40,246,306	1.00	4.30	Actual/Actual	24/02/2037	25	---	24/02	4.30	1	GGB-FXD-240237-25Y-2.000-1.000	---	---	---	10.0000 22/06/2015	---	---	---	---	---
37,643,952	1.00	4.30	Actual/Actual	24/02/2038	26	---	24/02	4.30	1	GGB-FXD-240238-26Y-2.000-1.000	---	---	---	10.0000 22/06/2015	---	---	---	---	---
36,977,100	1.00	4.30	Actual/Actual	24/02/2039	27	---	24/02	4.30	1	GGB-FXD-240239-27Y-2.000-1.000	---	---	---	10.0000 22/06/2015	---	---	---	---	---
41,615,000	1.00	4.30	Actual/Actual	24/02/2040	28	---	24/02	4.30	1	GGB-FXD-240240-28Y-2.000-1.000	---	---	---	10.0000 22/06/2015	---	---	---	---	---
42,227,208	1.00	4.30	Actual/Actual	24/02/2041	29	---	24/02	4.30	1	GGB-FXD-240241-29Y-2.000-1.000	---	---	---	10.0000 22/06/2015	---	---	---	---	---
68,288,487	1.00	4.30	Actual/Actual	24/02/2042	30	---	24/02	4.30	1	GGB-FXD-240242-30Y-2.000-1.000	---	---	---	10.0000 22/06/2015	---	---	---	---	---
4,700,000	1,000.00	3.88	Actual/Actual	12/03/2029	10	---	12/03	3.88	1	GGB-FXD-120329-10Y-3.875-1.000	---	---	---	---	---	---	100.0000	B	15/10/2019
5,500,000	1,000.00	1.50	Actual/Actual	18/06/2030	10	---	18/06	1.50	1	GGB-FXD-180630-10Y-1.500-1.000	---	---	---	---	---	---	---	---	---
5,500,000	1,000.00	4.38	Actual/Actual	18/07/2038	15	---	18/07	4.38	1	GGB-FXD-180738-15Y-4.375-1.000	---	---	---	---	---	---	---	---	---
40,000	1,000.00	2.72	FLR Actual/360	18/09/2026	1	---	18/09 - 18/03	---	1	GGB-FLT-180926-01Y-2.717-1.000	---	---	---	---	---	---	---	---	---
4,550,000	1,000.00	3.38	Actual/Actual	16/06/2036	10	---	16/06	3.38	1	GGB-FXD-160636-10Y-3.375-1000.00	---	---	---	---	---	---	---	---	---
5,364,250	1,000.00	3.25	Actual/Actual	20/03/2050	30	---	20/03	3.25	1	GGB-FXD-200350-30Y-3.250-1.000	---	---	---	---	---	---	---	---	---
4,500,000	1,000.00	3.63	Actual/Actual	15/06/2035	10	---	15/06	3.63	1	GGB-FXD-150635-10Y-3.625-1000.00	---	---	---	---	---	---	---	---	---
3,924,361	1,000.00	2.00	Actual/Actual	22/04/2027	7	---	22/04	2.00	1	GGB-FXD-220427-07Y-2.000-1.000	---	---	---	---	---	---	99.9000	B	22/04/2020
2,298,012	1,000.00	1.88	Actual/Actual	23/07/2026	7	---	23/07	1.88	1	GGB-FXD-230726-07Y-1.875-1.000	---	---	---	---	---	---	---	---	---
4,900,000	1,000.00	4.25	Actual/Actual	15/06/2033	10	---	15/06	4.25	1	GGB-FXD-150633-10Y-4.250-1.000	---	---	---	---	---	---	---	---	---

## Government Bonds Notes

Transactions Volume = (Pieces) \* (Nominal Price). Transactions Value = (Pieces) \* (Nominal Price) \* (price %) + (Accrued interest).

The Value of current coupon for the issues with NV 0.01 euro refers to NV 100 euros

FLR: Floating Interest Rate.

[1] - The Expiration Date of the interest bearing period and the Date for coupon payment.

## Government Bonds

Number Listed Bonds	Nominal price	Today's Rate	Accrued Interest Calc	Exp. Date [1]	Duration (years)	Note	Coupons Date	Curr. coupon value	Trading Unit	Government Bonds	Price min	Price max	Closing price	Previous closing price/date	Volume	Transactions Value	Price	Last order Buy / Sell	Date
3,500,000	1,000.00	1.88	Actual/Actual	24/01/2052	30	---	24/01	1.88	1	GGB-FXD-240152-30Y-1.875-1.000	---	---	---	---	---	---	---	---	---
3,700,000	1,000.00	1.75	Actual/Actual	18/06/2032	10	---	18/06	1.75	1	GGB-FXD-180632-10Y-1.750-1.000	---	---	---	---	---	---	---	---	---
2,200,000	1,000.00	1.13	FLR Actual/360	15/12/2027	5	---	- 15/03 - 15/09 -	---	1	GGB-FLT-151227-05Y-1.130-1.000	---	---	---	---	---	---	102.1600	B	30/12/2022

## Government Bonds Notes

Transactions Volume = (Pieces) \* (Nominal Price). Transactions Value = (Pieces) \* (Nominal Price) \* (price %) + (Accrued interest).

The Value of current coupon for the issues with NV 0.01 euro refers to NV 100 euros

FLR: Floating Interest Rate.

[1] - The Expiration Date of the interest bearing period and the Date for coupon payment.

## Treasury Bills &amp; Zero Coupon Government Bonds

Issue Date	13-Week Maturity									26-Week Maturity									52-Week Maturity								
	Exp. Date	Initial Rate	Num Listed Bonds	Nominal price	Issue price	Last Trade Price	Last Trade Date	Volume Traded	Note	Exp. Date	Initial Rate	Num Listed Bonds	Nominal price	Issue price	Last Trade Price	Last Trade Date	Volume Traded	Note	Exp. Date	Initial Rate	Num Listed Bonds	Nominal price	Issue price	Last Trade Price	Last Trade Date	Volume Traded	Note
06/06/2025	---	---	---	---	---	---	---	---	---	---	---	---	---	---	---	---	---	---	06/06/2026	1.84	600,000	1,000.00	981.74	---	---	---	---
05/09/2025	---	---	---	---	---	---	---	---	---	---	---	---	---	---	---	---	---	---	04/09/2026	1.97	600,000	1,000.00	0.00	---	---	---	---
05/12/2025	---	---	---	---	---	---	---	---	---	---	---	---	---	---	---	---	---	---	04/12/2026	2.03	600,000	1,000.00	997.90	---	---	---	---
06/03/2026	---	---	---	---	---	---	---	---	---	---	---	---	---	---	---	---	---	---	05/03/2027	1.97	500,000	1,000.00	980.45	---	---	---	---

Bonds in Circulation	Currency / Min nominal traded Value	Coupons Payment Date	Current Coupon Value	Note	Coupon	Trading Unit	Issue Date	Duration (years)	Today's Interest	A.I.C in days	Bonds	Last price of previous days		Last Outcry in Cash (euro)			Trades in Pieces	Life min	Life Max
												Price	Buy / Sell	Price	Buy / Sell	Date			
<b>Corporate Bonds in Foreign Currency and Euro</b>																			
103,746	GBP / 10	01/12	0.25	---	67	1	01/12/1930	98	2.5	360	National Mortgage Bank	2.27	05/02/1996	2.27	S	05/02/1996	---	2.27	2.27
0	GBP / 10	01/12	0.25	---	69	1	01/12/1928	100	2.5	360	National Mortgage Bank	---	---	---	---	---	---	---	---

## Government Bonds Notes

A.I.C: Accrued Interest Calculation base.

FLR: Floating Interest Rate.

The minimum tradeable Nominal Value for all Demeterialised Government Titles is 100 Euros.

(μτφρ-0)

Underlying Asset				Derivatives Market													
Price max	Price min	Closing price	change	Delivery Month	Open price	Price max	Price min	Last price	Closing price	Last Bid	Last Ask	Fixing price*	Life high	Life low	Trades	Volume	Open Interest
<b>FTSE/Athex Large Cap</b>				(Trade Unit: 1 Index Point x 2E, Cash Settlement)													
5,834.33	5,694.88	5,695.09	-2.39%	May 2026	5,763.00	5,771.25	5,719.50	5,733.25	5,733.25	---	---	---	5,911.00	---	116	790	1,039
				June 2026	5,749.25	5,750.00	5,660.00	5,660.00	5,660.00	---	---	---	5,868.00	---	178	915	5,674
				July 2026	5,711.00	5,711.00	5,652.25	5,667.50	5,667.50	---	---	---	5,758.25	---	7	9	51
				September 2026	---	---	---	---	5,875.50	---	---	---	---	---	---	---	---
				December 2026	---	---	---	---	5,905.00	---	---	---	---	---	---	---	---
				March 2027	---	---	---	---	5,934.50	---	---	---	---	---	---	---	---
<b>FTSE/Athex Banks</b>				(Trade Unit: 1 Index Point x 15E, Cash Settlement)													
2,629.15	2,536.60	2,536.60	-3.52%	June 2026	---	---	---	---	2,606.75	---	---	---	2,708.00	---	---	---	3,434
				September 2026	---	---	---	---	2,647.75	---	---	---	---	---	---	---	---
				December 2026	---	---	---	---	2,661.00	---	---	---	---	---	---	---	---
				March 2027	---	---	---	---	2,674.25	---	---	---	---	---	---	---	---
<b>MSCI GREECE REBASED</b>				(Trade Unit: 1 Index Point x 2E, Cash Settlement)													
9,202.67	8,894.11	8,894.11	-3.35%	May 2026	---	---	---	---	9,210.00	---	---	---	9,484.25	---	---	---	---
				June 2026	---	---	---	---	9,165.50	---	---	---	9,252.00	---	---	---	---
				July 2026	---	---	---	---	9,235.50	---	---	---	---	---	---	---	---
				August 2026	---	---	---	---	9,253.25	---	---	---	---	---	---	---	---
				September 2026	---	---	---	---	9,267.50	---	---	---	---	---	---	---	---
				October 2026	---	---	---	---	9,282.00	---	---	---	---	---	---	---	---
				December 2026	---	---	---	---	9,314.00	---	---	---	---	---	---	---	---
				March 2027	---	---	---	---	9,360.75	---	---	---	---	---	---	---	---

Derivatives notes - <https://athens.euronext.com/el/market-data/statistics/eod-closing-prices>

Fixing prices and final open positions can be retrieved from the following path <http://www.athexgroup.gr/en/market-data/statistics/eod-closing-prices>

Underlying Asset				Derivatives Market													
Price max	Price min	Closing price	change	Delivery Month	Open price	Price max	Price min	Last price	Closing price	Last Bid	Last Ask	Fixing price*	Life high	Life low	Trades	Volume	Open Interest
3.35	3.225	3.235	-4.01%	(Contract Size: 100 Securities, Physical Delivery)													
				June 2026	3.33	3.33	3.23	3.24	3.24	---	---		3.41	---	47	744	9,988
				September 2026	---	---	---	---	3.39	---	---		3.35	---	---	---	20
				December 2026	---	---	---	---	3.41	---	---		---	---	---	---	---
				March 2027	---	---	---	---	3.43	---	---		---	---	---	---	---
11.36	10.98	11.08	-1.60%	(Contract Size: 100 Securities, Physical Delivery)													
				June 2026	11.22	11.22	11.04	11.16	11.16	---	---		15.15	---	24	72	2,950
				September 2026	---	---	---	---	11.34	---	---		---	---	---	---	---
				December 2026	---	---	---	---	11.40	---	---		---	---	---	---	---
				March 2027	---	---	---	---	11.45	---	---		---	---	---	---	---
10.98	10.76	10.8	-1.64%	(Contract Size: 100 Securities, Physical Delivery)													
				June 2026	10.54	10.87	10.54	10.79	10.79	---	---		11.56	---	8	34	101,161
				September 2026	---	---	---	---	11.06	---	---		---	---	---	---	---
				December 2026	---	---	---	---	11.11	---	---		---	---	---	---	---
				March 2027	---	---	---	---	11.17	---	---		---	---	---	---	---
12.175	11.85	11.945	-1.57%	(Contract Size: 100 Securities, Physical Delivery)													
				June 2026	12.30	12.30	11.90	11.97	11.97	---	---		15.54	---	101	429	10,325
				September 2026	---	---	---	---	12.22	---	---		---	---	---	---	---
				December 2026	---	---	---	---	12.28	---	---		---	---	---	---	---
				March 2027	---	---	---	---	12.34	---	---		---	---	---	---	---
3.699	3.557	3.57	-3.88%	(Contract Size: 100 Securities, Physical Delivery)													
				June 2026	3.68	3.68	3.57	3.58	3.58	---	---		4.50	---	240	4,585	64,843
				September 2026	---	---	---	---	3.70	---	---		3.62	---	---	---	2
				December 2026	---	---	---	---	3.76	---	---		---	---	---	---	---
				March 2027	---	---	---	---	3.78	---	---		---	---	---	---	---
10.09	9.96	9.97	0.00%	(Contract Size: 100 Securities, Physical Delivery)													
				June 2026	10.04	10.04	10.04	10.04	10.04	---	---		11.47	---	2	6	293
				September 2026	---	---	---	---	10.05	---	---		---	---	---	---	---
				December 2026	---	---	---	---	10.10	---	---		---	---	---	---	---
				March 2027	---	---	---	---	10.15	---	---		---	---	---	---	---
10.86	10.72	10.86	0.74%	(Contract Size: 100 Securities, Physical Delivery)													
				June 2026	---	---	---	---	10.09	---	---		11.60	---	---	---	123
				September 2026	---	---	---	---	10.86	---	---		---	---	---	---	---
				December 2026	---	---	---	---	10.91	---	---		---	---	---	---	---
				March 2027	---	---	---	---	10.97	---	---		---	---	---	---	---

Derivatives notes - <https://athens.euronext.com/el/market-data/statistics/eod-closing-prices>

Fixing prices and final open positions can be retrieved from the following path <http://www.athexgroup.gr/en/market-data/statistics/eod-closing-prices>

Underlying Asset				Derivatives Market													
Price max	Price min	Closing price	change	Delivery Month	Open price	Price max	Price min	Last price	Closing price	Last Bid	Last Ask	Fixing price*	Life high	Life low	Trades	Volume	Open Interest
<b>AVAX S.A. (CR)</b>				(Contract Size: 100 Securities, Physical Delivery)													
3.735	3.56	3.615	0.42%	June 2026	3.55	3.75	3.55	3.65	3.65	---	---	---	3.75	---	31	154	2,876
				September 2026	---	---	---	---	3.63	---	---	---	---	---	---	---	---
				December 2026	---	---	---	---	3.64	---	---	---	---	---	---	---	---
				March 2027	---	---	---	---	3.66	---	---	---	---	---	---	---	---
<b>BALLY'S INTRALOT (CR)</b>				(Contract Size: 100 Securities, Physical Delivery)													
1.142	1.127	1.137	-0.18%	June 2026	1.15	1.15	1.14	1.14	1.14	---	---	---	1.16	---	46	3,187	1,343,869
				September 2026	---	---	---	---	1.15	---	---	---	---	---	---	---	---
				December 2026	---	---	---	---	1.15	---	---	---	---	---	---	---	---
				March 2027	---	---	---	---	1.16	---	---	---	---	---	---	---	---
<b>BANK OF CYPRUS (CR)</b>				(Contract Size: 100 Securities, Physical Delivery)													
9.455	9.26	9.325	-0.05%	June 2026	8.94	8.94	8.83	8.83	8.83	---	---	---	9.53	---	3	5	996
				September 2026	---	---	---	---	9.40	---	---	---	---	---	---	---	---
				December 2026	---	---	---	---	9.44	---	---	---	---	---	---	---	---
				March 2027	---	---	---	---	9.49	---	---	---	---	---	---	---	---
<b>CC HBC AG (CR)</b>				(Contract Size: 100 Securities, Physical Delivery)													
48.2	47.5	47.6	-1.86%	June 2026	47.95	47.95	47.95	47.95	47.95	---	---	---	52.01	---	1	1	411
				September 2026	---	---	---	---	48.84	---	---	---	---	---	---	---	---
				December 2026	---	---	---	---	49.09	---	---	---	---	---	---	---	---
				March 2027	---	---	---	---	49.33	---	---	---	---	---	---	---	---
<b>CENERGY HOLDINGS (CB)</b>				(Contract Size: 100 Securities, Physical Delivery)													
26.22	25.02	25.02	-4.14%	June 2026	25.62	25.90	25.00	25.00	25.00	---	---	---	26.13	---	50	323	3,250
				September 2026	---	---	---	---	26.28	---	---	---	---	---	---	---	---
				December 2026	---	---	---	---	26.42	---	---	---	---	---	---	---	---
				March 2027	---	---	---	---	26.55	---	---	---	---	---	---	---	---
<b>CrediaBank (CR)</b>				(Contract Size: 100 Securities, Physical Delivery)													
1.272	1.252	1.256	0.16%	June 2026	1.27	1.28	1.26	1.27	1.27	---	---	---	1.38	---	72	2,084	92,618
				September 2026	---	---	---	---	1.28	---	---	---	1.35	---	---	---	111
				December 2026	---	---	---	---	1.27	---	---	---	---	---	---	---	---
				March 2027	---	---	---	---	1.28	---	---	---	---	---	---	---	---
<b>ELLAKTOR (CR)</b>				(Contract Size: 100 Securities, Physical Delivery)													
1.442	1.402	1.436	-0.83%	June 2026	1.42	1.42	1.41	1.41	1.41	---	---	---	1.44	---	4	4	1,662
				September 2026	---	---	---	---	1.46	---	---	---	---	---	---	---	---
				December 2026	---	---	---	---	1.47	---	---	---	---	---	---	---	---
				March 2027	---	---	---	---	1.47	---	---	---	---	---	---	---	---

Derivatives notes - <https://athens.euronext.com/el/market-data/statistics/eod-closing-prices>

Fixing prices and final open positions can be retrieved from the following path <http://www.athexgroup.gr/en/market-data/statistics/eod-closing-prices>

Underlying Asset				Derivatives Market													
Price max	Price min	Closing price	change	Delivery Month	Open price	Price max	Price min	Last price	Closing price	Last Bid	Last Ask	Fixing price*	Life high	Life low	Trades	Volume	Open Interest
<b>ELVALHALCOR (CR)</b>				(Contract Size: 100 Securities, Physical Delivery)													
5.63	5.28	5.59	2.19%	June 2026	5.39	5.63	5.32	5.57	5.57	---	---	---	5.63	---	244	1,486	5,151
				September 2026	---	---	---	---	5.51	---	---	---	---	---	---	---	---
				December 2026	---	---	---	---	5.54	---	---	---	---	---	---	---	---
				March 2027	---	---	---	---	5.56	---	---	---	---	---	---	---	---
<b>EUROBANK (CR)</b>				(Contract Size: 100 Securities, Physical Delivery)													
3.867	3.721	3.721	-4.79%	June 2026	3.80	3.80	3.67	3.68	3.68	---	---	---	4.07	---	96	636	38,541
				September 2026	---	---	---	---	3.94	---	---	---	---	---	---	---	---
				December 2026	---	---	---	---	3.96	---	---	---	---	---	---	---	---
				March 2027	---	---	---	---	3.98	---	---	---	---	---	---	---	---
<b>EURONEXT ATHENS (CR)</b>				(Contract Size: 100 Securities, Physical Delivery)													
7.05	6.95	7	-0.71%	June 2026	---	---	---	---	6.98	---	---	---	7.41	---	---	---	334
				September 2026	---	---	---	---	7.10	---	---	---	---	---	---	---	---
				December 2026	---	---	---	---	7.14	---	---	---	---	---	---	---	---
				March 2027	---	---	---	---	7.17	---	---	---	---	---	---	---	---
<b>EYDAP S.A. (CR)</b>				(Contract Size: 100 Securities, Physical Delivery)													
10.58	10.22	10.22	-2.85%	June 2026	10.51	10.51	10.30	10.30	10.30	---	---	---	10.65	---	19	144	13,478
				September 2026	---	---	---	---	10.59	---	---	---	---	---	---	---	---
				December 2026	---	---	---	---	10.65	---	---	---	---	---	---	---	---
				March 2027	---	---	---	---	10.70	---	---	---	---	---	---	---	---
<b>FOURLIS (CR)</b>				(Contract Size: 100 Securities, Physical Delivery)													
4.78	4.64	4.73	0.32%	June 2026	4.71	4.71	4.71	4.71	4.71	---	---	---	4.94	---	8	53	3,070
				September 2026	---	---	---	---	4.75	---	---	---	---	---	---	---	---
				December 2026	---	---	---	---	4.77	---	---	---	---	---	---	---	---
				March 2027	---	---	---	---	4.80	---	---	---	---	---	---	---	---
<b>GEK TERNA (CR)</b>				(Contract Size: 100 Securities, Physical Delivery)													
42.06	40.92	41.12	-2.24%	June 2026	41.64	42.10	41.17	41.17	41.17	---	---	---	43.58	---	25	97	5,066
				September 2026	41.10	41.10	41.08	41.08	41.08	---	---	---	41.10	---	3	6	---
				December 2026	---	---	---	---	42.57	---	---	---	---	---	---	---	---
				March 2027	---	---	---	---	42.78	---	---	---	---	---	---	---	---
<b>HELLENiQ ENERGY (CR)</b>				(Contract Size: 100 Securities, Physical Delivery)													
9.99	9.715	9.89	1.23%	June 2026	9.95	9.95	9.80	9.85	9.85	---	---	---	10.55	---	9	32	3,849
				September 2026	---	---	---	---	9.84	---	---	---	---	---	---	---	---
				December 2026	---	---	---	---	9.89	---	---	---	---	---	---	---	---
				March 2027	---	---	---	---	9.94	---	---	---	---	---	---	---	---

Derivatives notes - <https://athens.euronext.com/el/market-data/statistics/eod-closing-prices>

Fixing prices and final open positions can be retrieved from the following path <http://www.athexgroup.gr/en/market-data/statistics/eod-closing-prices>

Underlying Asset				Derivatives Market													
Price max	Price min	Closing price	change	Delivery Month	Open price	Price max	Price min	Last price	Closing price	Last Bid	Last Ask	Fixing price*	Life high	Life low	Trades	Volume	Open Interest
<b>INTRACOM HOLDINGS (CR)</b>																	
(Contract Size: 100 Securities, Physical Delivery)																	
3.565	3.47	3.51	-1.54%	June 2026	3.55	3.55	3.50	3.52	3.52	---	---	---	3.65	---	29	135	13,845
				September 2026	---	---	---	---	3.61	---	---	---	3.62	---	---	---	220
				December 2026	---	---	---	---	3.61	---	---	---	---	---	---	---	---
				March 2027	---	---	---	---	3.63	---	---	---	---	---	---	---	---
<b>JUMBO SA (CR)</b>																	
(Contract Size: 100 Securities, Physical Delivery)																	
22	21.5	21.54	-0.92%	June 2026	21.87	21.87	21.55	21.62	21.62	---	---	---	25.68	---	34	179	6,407
				September 2026	---	---	---	---	21.89	---	---	---	---	---	---	---	---
				December 2026	---	---	---	---	22.00	---	---	---	---	---	---	---	---
				March 2027	---	---	---	---	22.11	---	---	---	---	---	---	---	---
<b>LAMDA DEVELOPMENT SA (CR)</b>																	
(Contract Size: 100 Securities, Physical Delivery)																	
6.135	6.05	6.07	-0.82%	June 2026	6.17	6.17	6.09	6.10	6.10	---	---	---	7.09	---	35	303	26,071
				September 2026	---	---	---	---	6.16	---	---	---	---	---	---	---	---
				December 2026	---	---	---	---	6.19	---	---	---	---	---	---	---	---
				March 2027	---	---	---	---	6.23	---	---	---	---	---	---	---	---
<b>METLEN PLC (CR)</b>																	
(Contract Size: 100 Securities, Physical Delivery)																	
39.8	38.68	38.98	-2.11%	June 2026	39.62	39.82	38.70	38.93	38.93	---	---	---	47.90	---	190	847	15,268
				September 2026	39.40	39.50	38.50	39.50	39.50	---	---	---	39.50	---	15	129	532
				December 2026	---	---	---	---	40.30	---	---	---	---	---	---	---	---
				March 2027	---	---	---	---	40.50	---	---	---	---	---	---	---	---
<b>MIG (CR)</b>																	
(Contract Size: 100 Securities, Physical Delivery)																	
3.33	3.3	3.325	-0.45%	June 2026	---	---	---	---	3.40	---	---	---	3.43	---	---	---	185
				September 2026	---	---	---	---	3.36	---	---	---	---	---	---	---	---
				December 2026	---	---	---	---	3.38	---	---	---	---	---	---	---	---
				March 2027	---	---	---	---	3.40	---	---	---	---	---	---	---	---
<b>MOTOR OIL (CR)</b>																	
(Contract Size: 100 Securities, Physical Delivery)																	
35.96	35.14	35.56	0.45%	June 2026	35.41	35.96	35.20	35.55	35.55	---	---	---	39.97	---	17	58	400
				September 2026	---	---	---	---	35.65	---	---	---	---	---	---	---	---
				December 2026	---	---	---	---	35.83	---	---	---	---	---	---	---	---
				March 2027	---	---	---	---	36.01	---	---	---	---	---	---	---	---
<b>NATIONAL BANK (CR)</b>																	
(Contract Size: 100 Securities, Physical Delivery)																	
14.12	13.8	13.8	-3.63%	June 2026	13.92	13.92	13.55	13.57	13.57	---	---	---	15.76	---	163	773	15,644
				September 2026	---	---	---	---	14.42	---	---	---	---	---	---	---	---
				December 2026	---	---	---	---	14.49	---	---	---	---	---	---	---	---
				March 2027	---	---	---	---	14.57	---	---	---	---	---	---	---	---

Derivatives notes - <https://athens.euronext.com/el/market-data/statistics/eod-closing-prices>

Fixing prices and final open positions can be retrieved from the following path <http://www.athexgroup.gr/en/market-data/statistics/eod-closing-prices>

Underlying Asset				Derivatives Market													
Price max	Price min	Closing price	change	Delivery Month	Open price	Price max	Price min	Last price	Closing price	Last Bid	Last Ask	Fixing price*	Life high	Life low	Trades	Volume	Open Interest
<b>OPTIMA BANK (CR)</b>				(Contract Size: 100 Securities, Physical Delivery)													
10.24	9.8	10.16	1.60%	June 2026	9.85	10.22	9.85	10.21	10.21	---	---	---	10.22	---	23	106	548
				September 2026	---	---	---	---	10.07	---	---	---	---	---	---	---	---
				December 2026	---	---	---	---	10.12	---	---	---	---	---	---	---	---
				March 2027	---	---	---	---	10.17	---	---	---	---	---	---	---	---
<b>OTE (CR)</b>				(Contract Size: 100 Securities, Physical Delivery)													
18.86	18.29	18.86	1.95%	June 2026	18.46	18.85	18.20	18.85	18.85	---	---	---	18.85	---	14	56	874
				September 2026	---	---	---	---	18.63	---	---	---	---	---	---	---	---
				December 2026	---	---	---	---	18.72	---	---	---	---	---	---	---	---
				March 2027	---	---	---	---	18.82	---	---	---	---	---	---	---	---
<b>P.P.A. S.A. (CR)</b>				(Contract Size: 100 Securities, Physical Delivery)													
38.7	38	38	-1.17%	June 2026	---	---	---	---	39.88	---	---	---	39.11	---	---	---	42
				September 2026	---	---	---	---	38.72	---	---	---	---	---	---	---	---
				December 2026	---	---	---	---	38.92	---	---	---	---	---	---	---	---
				March 2027	---	---	---	---	39.11	---	---	---	---	---	---	---	---
<b>PIRAEUS BANK (CR)</b>				(Contract Size: 100 Securities, Physical Delivery)													
8.654	8.278	8.3	-4.09%	June 2026	8.58	8.58	8.30	8.33	8.33	---	---	---	8.90	---	248	2,972	49,748
				September 2026	---	---	---	---	8.37	---	---	---	8.50	---	---	---	20
				December 2026	---	---	---	---	8.76	---	---	---	---	---	---	---	---
				March 2027	---	---	---	---	8.80	---	---	---	---	---	---	---	---
<b>PPC (CR)</b>				(Contract Size: 100 Securities, Physical Delivery)													
20.3	19.75	19.75	-2.80%	June 2026	19.59	19.86	19.50	19.58	19.58	---	---	---	20.10	---	243	1,454	16,649
				September 2026	---	---	---	---	19.66	---	---	---	19.70	---	---	---	50
				December 2026	---	---	---	---	20.57	---	---	---	---	---	---	---	---
				March 2027	---	---	---	---	20.67	---	---	---	---	---	---	---	---
<b>QUEST HOLDINGS (CR)</b>				(Contract Size: 100 Securities, Physical Delivery)													
7	6.84	6.88	-0.58%	June 2026	---	---	---	---	6.87	---	---	---	7.01	---	---	---	231
				September 2026	---	---	---	---	6.97	---	---	---	---	---	---	---	---
				December 2026	---	---	---	---	7.00	---	---	---	---	---	---	---	---
				March 2027	---	---	---	---	7.04	---	---	---	---	---	---	---	---
<b>TITAN (CB)</b>				(Contract Size: 100 Securities, Physical Delivery)													
49.1	47.76	47.76	-2.93%	June 2026	48.70	48.90	48.00	48.90	48.90	---	---	---	52.30	---	42	302	465
				September 2026	---	---	---	---	49.55	---	---	---	---	---	---	---	---
				December 2026	---	---	---	---	49.80	---	---	---	---	---	---	---	---
				March 2027	---	---	---	---	50.04	---	---	---	---	---	---	---	---

Derivatives notes - <https://athens.euronext.com/el/market-data/statistics/eod-closing-prices>

Fixing prices and final open positions can be retrieved from the following path <http://www.athexgroup.gr/en/market-data/statistics/eod-closing-prices>

Underlying Asset				Derivatives Market													
Price max	Price min	Closing price	change	Delivery Month	Open price	Price max	Price min	Last price	Closing price	Last Bid	Last Ask	Fixing price*	Life high	Life low	Trades	Volume	Open Interest
VIOHALCO SA/NV (CB)				(Contract Size: 100 Securities, Physical Delivery)													
19.2	18.64	18.64	-2.51%	June 2026	18.70	19.11	18.66	18.66	18.66	---	---	---	19.18	---	67	247	2,285
				September 2026	---	---	---	---	19.25	---	---	---	---	---	---	---	---
				December 2026	---	---	---	---	19.35	---	---	---	---	---	---	---	---
				March 2027	---	---	---	---	19.45	---	---	---	---	---	---	---	---

Derivatives notes - <https://athens.euronext.com/el/market-data/statistics/eod-closing-prices>

Fixing prices and final open positions can be retrieved from the following path <http://www.athexgroup.gr/en/market-data/statistics/eod-closing-prices>

## FTSE/Athex Large Cap

(Trade Unit: 1 Index Point x 2€ - Exercise Style: European, Cash Settlement)

Call Options														Put Options																								
Exerise Price	May 2026							June 2026							Other Months		May 2026							June 2026							Other Months		Exerise Price					
	Open price	Price max	Price min	Last price	Closing price	Volume	Open Interest	Open price	Price max	Price min	Last price	Closing price	Volume	Open Interest	Volume	Open Interest	Open price	Price max	Price min	Last price	Closing price	Volume	Open Interest	Open price	Price max	Price min	Last price	Closing price	Volume	Open Interest	Volume	Open Interest						
4,000	-	-	-	-	-	-	-	0.00	0.00	0.00	-	1,791.00	-	-	-	-	-	-	-	-	-	-	-	0.00	0.00	0.00	-	0.02	-	-	-	4,000						
4,100	-	-	-	-	-	-	-	0.00	0.00	0.00	-	1,691.00	-	-	-	-	-	-	-	-	-	-	-	0.00	0.00	0.00	-	0.06	-	-	-	4,100						
4,200	-	-	-	-	-	-	-	0.00	0.00	0.00	-	1,592.00	-	-	-	-	-	-	-	-	-	-	-	0.00	0.00	0.00	-	0.01	-	-	-	4,200						
4,300	-	-	-	-	-	-	-	0.00	0.00	0.00	-	1,492.00	-	-	-	-	-	-	-	-	-	-	-	0.00	0.00	0.00	-	0.01	-	-	-	4,300						
4,400	-	-	-	-	-	-	-	0.00	0.00	0.00	-	1,392.00	-	-	-	-	-	-	-	-	-	-	-	0.00	0.00	0.00	-	0.03	-	-	-	4,400						
4,450	-	-	-	-	-	-	-	0.00	0.00	0.00	-	1,342.00	-	-	-	-	-	-	-	-	-	-	-	0.00	0.00	0.00	-	0.05	-	-	-	4,450						
4,500	-	-	-	-	-	-	-	0.00	0.00	0.00	-	1,292.00	-	-	-	-	-	-	-	-	-	-	-	0.00	0.00	0.00	-	0.09	-	-	-	4,500						
4,550	-	-	-	-	-	-	-	0.00	0.00	0.00	-	1,242.00	-	-	-	-	-	-	-	-	-	-	-	0.00	0.00	0.00	-	0.14	-	-	-	4,550						
4,600	0.00	0.00	0.00	-	-	-	-	0.00	0.00	0.00	-	1,193.00	-	-	-	-	-	-	-	-	-	-	-	0.00	0.00	0.00	-	0.23	-	-	-	4,600						
4,650	0.00	0.00	0.00	-	-	-	-	0.00	0.00	0.00	-	1,143.00	-	-	-	-	-	-	-	-	-	-	-	0.00	0.00	0.00	-	0.37	-	-	-	4,650						
4,700	0.00	0.00	0.00	-	-	-	-	0.00	0.00	0.00	-	1,093.00	-	-	-	-	-	-	-	-	-	-	-	0.00	0.00	0.00	-	0.57	-	-	-	4,700						
4,750	0.00	0.00	0.00	-	-	-	-	0.00	0.00	0.00	-	1,044.00	-	-	-	-	-	-	-	-	-	-	-	0.00	0.00	0.00	-	0.87	-	-	-	4,750						
4,800	0.00	0.00	0.00	-	-	-	-	0.00	0.00	0.00	-	994.00	-	-	-	-	-	-	-	-	-	-	-	0.00	0.00	0.00	-	1.30	-	-	-	4,800						
4,850	0.00	0.00	0.00	-	-	-	-	0.00	0.00	0.00	-	945.00	-	-	-	-	-	-	-	-	-	-	-	0.00	0.00	0.00	-	1.90	-	-	-	4,850						
4,900	0.00	0.00	0.00	-	-	-	-	0.00	0.00	0.00	-	896.00	-	-	-	-	-	-	-	-	-	-	-	0.00	0.00	0.00	-	2.80	-	-	-	4,900						
4,950	0.00	0.00	0.00	-	-	-	-	0.00	0.00	0.00	-	847.00	-	-	-	-	-	-	-	-	-	-	-	0.00	0.00	0.00	-	3.90	-	-	-	4,950						
5,000	0.00	0.00	0.00	-	-	-	-	0.00	0.00	0.00	-	799.00	-	-	-	-	-	-	-	-	-	-	-	0.00	0.00	0.00	-	5.50	-	-	-	5,000						
5,050	0.00	0.00	0.00	-	-	-	33	0.00	0.00	0.00	-	751.00	-	-	-	-	-	-	-	-	-	-	-	0.00	0.00	0.00	-	7.50	-	-	-	5,050						
5,100	0.00	0.00	0.00	-	-	-	50	0.00	0.00	0.00	-	703.00	-	-	-	-	-	-	-	-	-	-	-	0.00	0.00	0.00	-	10.25	-	-	-	5,100						
5,150	0.00	0.00	0.00	-	-	-	51	0.00	0.00	0.00	-	657.00	-	-	-	-	-	-	-	-	-	-	-	0.00	0.00	0.00	-	13.50	-	-	-	5,150						
5,200	0.00	0.00	0.00	-	-	-	45	0.00	0.00	0.00	-	611.00	-	-	-	-	-	-	-	-	-	-	-	0.00	0.00	0.00	-	17.75	-	5	-	5,200						
5,250	0.00	0.00	0.00	-	-	-	32	0.00	0.00	0.00	-	567.00	-	-	-	-	-	-	-	-	-	-	-	0.00	0.00	0.00	-	23.00	-	-	-	5,250						
5,300	0.00	0.00	0.00	-	-	-	30	0.00	0.00	0.00	-	523.00	-	-	-	-	-	-	-	-	-	-	-	0.00	0.00	0.00	-	29.25	-	-	-	5,300						
5,350	0.00	0.00	0.00	-	-	-	30	0.00	0.00	0.00	-	481.00	-	-	-	-	-	-	-	-	-	-	-	0.00	0.00	0.00	-	37.00	-	-	-	5,350						
5,400	0.00	0.00	0.00	-	-	-	30	0.00	0.00	0.00	-	440.00	-	-	-	-	-	-	-	-	-	-	-	0.00	0.00	0.00	-	46.25	-	10	-	5,400						
5,450	0.00	0.00	0.00	-	-	-	30	0.00	0.00	0.00	-	401.00	-	-	-	-	-	-	-	-	-	-	-	0.00	0.00	0.00	-	57.00	-	-	-	5,450						
5,500	0.00	0.00	0.00	-	-	-	60	0.00	0.00	0.00	-	364.00	-	30	-	-	-	-	-	-	-	-	-	0.00	0.00	0.00	-	5,501.00	-	97	100.00	100.00	100.00	100.00	5	1	5,500	
5,550	0.00	0.00	0.00	-	-	-	30	0.00	0.00	0.00	-	328.00	-	133	-	-	-	-	-	-	-	-	-	0.00	0.00	0.00	-	84.00	-	8	-	5,550						
5,600	0.00	0.00	0.00	-	-	-	60	0.00	0.00	0.00	-	295.00	-	-	-	-	-	-	-	-	-	-	-	0.00	0.00	0.00	-	100.00	-	105	-	5,600						
5,650	0.00	0.00	0.00	-	-	-	96	201.00	201.00	201.00	201.00	201.00	30	36	-	-	-	-	-	-	-	-	-	0.00	0.00	0.00	-	5,651.00	-	58	172.00	172.00	172.00	172.00	172.00	1	90	5,650
5,700	0.00	0.00	0.00	-	-	-	93	177.00	177.00	177.00	177.00	177.00	30	61	-	-	-	-	-	-	-	-	-	3.00	0.00	1.50	1.50	5,701.00	13	98	184.00	188.00	184.00	188.00	188.00	31	61	5,700
5,750	23.50	24.50	6.80	6.90	-	95	62	146.00	146.00	146.00	146.00	146.00	1	98	-	-	-	-	-	-	-	-	-	13.25	24.50	12.75	25.50	5,751.00	213	315	219.00	219.00	219.00	219.00	219.00	60	60	5,750
5,800	0.00	0.00	0.00	-	-	-	137	0.00	0.00	0.00	-	182.00	-	31	-	-	-	-	-	-	-	-	-	34.50	0.00	34.50	75.00	5,801.00	5	92	251.00	251.00	251.00	251.00	251.00	30	90	5,800
5,850	0.00	0.00	0.00	-	-	-	161	0.00	0.00	0.00	-	159.00	-	30	-	-	-	-	-	-	-	-	-	0.00	0.00	0.00	-	5,851.00	-	65	0.00	0.00	0.00	-	214.00	-	91	5,850
5,900	0.00	0.00	0.00	-	-	-	112	0.00	0.00	0.00	-	138.00	-	10	-	-	-	-	-	-	-	-	-	0.00	0.00	0.00	-	5,901.00	-	31	0.00	0.00	0.00	-	243.00	-	30	5,900
5,950	0.00	0.00	0.00	-	-	-	28	0.00	0.00	0.00	-	120.00	-	15	-	-	-	-	-	-	-	-	-	0.00	0.00	0.00	-	5,951.00	-	-	0.00	0.00	0.00	-	274.00	-	30	5,950



Allwyn AG (CR)

(Contract Size: 100 Securities, Exercise Style: American, Physical Delivery)

Call Options														Put Options																				
May 2026							June 2026							Other Months		May 2026							June 2026							Other Months		Exercise Price		
Exercise Price	Open price	Price max	Price min	Last price	Closing price	Volume	Open Interest	Open price	Price max	Price min	Last price	Closing price	Volume	Open Interest	Volume	Open Interest	Open price	Price max	Price min	Last price	Closing price	Volume	Open Interest	Open price	Price max	Price min	Last price	Closing price	Volume	Open Interest	Volume		Open Interest	
8.500	0.000	0.000	0.000			-	-	0.000	0.000	0.000		3.66	-	-			0.000	0.000	0.000		9.50	-	-	0.000	0.000	0.000		0.001	-	-			0.085	
8.750	0.000	0.000	0.000			-	-	0.000	0.000	0.000		3.41	-	-			0.000	0.000	0.000		9.75	-	-	0.000	0.000	0.000		0.001	-	-			0.088	
9.000	0.000	0.000	0.000			-	-	0.000	0.000	0.000		3.16	-	-			0.000	0.000	0.000		10.00	-	-	0.000	0.000	0.000		0.001	-	-			0.090	
9.250	0.000	0.000	0.000			-	-	0.000	0.000	0.000		2.91	-	-			0.000	0.000	0.000		10.25	-	-	0.000	0.000	0.000		0.002	-	-			0.093	
9.500	0.000	0.000	0.000			-	-	0.000	0.000	0.000		2.66	-	-			0.000	0.000	0.000		10.50	-	-	0.000	0.000	0.000		0.005	-	-			0.095	
9.750	0.000	0.000	0.000			-	-	0.000	0.000	0.000		2.42	-	-			0.000	0.000	0.000		10.75	-	-	0.000	0.000	0.000		0.010	-	-			0.098	
10.000	0.000	0.000	0.000			-	-	0.000	0.000	0.000		2.18	-	-			0.000	0.000	0.000		11.00	-	-	0.000	0.000	0.000		0.018	-	-			0.100	
10.500	0.000	0.000	0.000			-	-	0.000	0.000	0.000		1.71	-	-			0.000	0.000	0.000		11.50	-	-	0.000	0.000	0.000		0.054	-	-			0.105	
11.000	0.000	0.000	0.000			-	-	0.000	0.000	0.000		1.29	-	-			0.000	0.000	0.000		12.00	-	-	0.000	0.000	0.000		0.126	-	-			0.110	
11.500	0.000	0.000	0.000			-	-	0.000	0.000	0.000		0.920	-	-			0.000	0.000	0.000		12.50	-	-	0.000	0.000	0.000		0.257	-	-			0.115	
12.000	0.000	0.000	0.000			-	-	0.000	0.000	0.000		0.621	-	-			0.000	0.000	0.000		13.00	-	15	0.000	0.000	0.000		0.458	-	-			0.120	
12.500	0.000	0.000	0.000			-	-	0.000	0.000	0.000		0.391	-	-			0.000	0.000	0.000		13.50	-	-	0.000	0.000	0.000		0.728	-	-			0.125	
13.000	0.000	0.000	0.000			-	-	0.000	0.000	0.000		0.234	-	-			0.000	0.000	0.000		14.00	-	-	0.000	0.000	0.000		1.07	-	-			0.130	
13.500	0.000	0.000	0.000			-	30	0.000	0.000	0.000		0.133	-	-			0.000	0.000	0.000		14.50	-	5	0.000	0.000	0.000		1.47	-	-			0.135	
14.000	0.000	0.000	0.000			-	15	0.000	0.000	0.000		0.070	-	-			0.000	0.000	0.000		15.00	-	25	0.000	0.000	0.000		1.91	-	-			0.140	
14.500	0.000	0.000	0.000			-	30	0.000	0.000	0.000		0.035	-	-			0.000	0.000	0.000		15.50	-	15	0.000	0.000	0.000		2.38	-	-			0.145	
15.000	0.000	0.000	0.000			-	30	0.000	0.000	0.000		0.016	-	-			0.000	0.000	0.000		16.00	-	-	0.000	0.000	0.000		2.86	-	-			0.150	
15.500	0.000	0.000	0.000			-	-	0.000	0.000	0.000		0.007	-	-			0.000	0.000	0.000		16.50	-	-	0.000	0.000	0.000		3.36	-	-			0.155	
16.000	0.000	0.000	0.000			-	-	0.000	0.000	0.000		0.003	-	-			0.000	0.000	0.000		17.00	-	-	0.000	0.000	0.000		3.86	-	-			0.160	
16.500	0.000	0.000	0.000			-	-	0.000	0.000	0.000		0.001	-	-			0.000	0.000	0.000		17.50	-	-	0.000	0.000	0.000		4.36	-	-			0.165	
17.000	0.000	0.000	0.000			-	-	0.000	0.000	0.000		0.001	-	-			0.000	0.000	0.000		18.00	-	-	0.000	0.000	0.000		4.86	-	-			0.170	
17.500	0.000	0.000	0.000			-	-	0.000	0.000	0.000		0.003	-	-			0.000	0.000	0.000		18.50	-	-	0.000	0.000	0.000		5.36	-	-			0.175	
18.000	0.000	0.000	0.000			-	-	0.000	0.000	0.000		0.001	-	-			0.000	0.000	0.000		19.00	-	-	0.000	0.000	0.000		5.86	-	-			0.180	
18.500	0.000	0.000	0.000			-	-	0.000	0.000	0.000		0.001	-	-			0.000	0.000	0.000		19.50	-	-	0.000	0.000	0.000		6.36	-	-			0.185	
19.000	0.000	0.000	0.000			-	-	0.000	0.000	0.000		0.001	-	-			0.000	0.000	0.000		20.00	-	-	0.000	0.000	0.000		6.86	-	-			0.190	
19.500	0.000	0.000	0.000			-	-	0.000	0.000	0.000		0.001	-	-			0.000	0.000	0.000		20.50	-	-	0.000	0.000	0.000		7.36	-	-			0.195	
20.000	0.000	0.000	0.000			-	-	0.000	0.000	0.000		0.001	-	-			0.000	0.000	0.000		21.00	-	-	0.000	0.000	0.000		7.86	-	-			0.200	
21.000	0.000	0.000	0.000			-	-	0.000	0.000	0.000		0.001	-	-			0.000	0.000	0.000		22.00	-	-	0.000	0.000	0.000		8.86	-	-			0.210	
22.000	0.000	0.000	0.000			-	-	0.000	0.000	0.000		0.001	-	-			0.000	0.000	0.000		23.00	-	-	0.000	0.000	0.000		9.86	-	-			0.220	
23.000	0.000	0.000	0.000			-	-	0.000	0.000	0.000		0.001	-	-			0.000	0.000	0.000		24.00	-	-	0.000	0.000	0.000		10.86	-	-			0.230	
24.000						-	-	0.000	0.000	0.000		0.001	-	-									-	-	0.000	0.000	0.000		11.86	-	-			0.240
25.000						-	-	0.000	0.000	0.000		0.002	-	-									-	-	0.000	0.000	0.000		12.86	-	-			0.250
26.000						-	-	0.000	0.000	0.000		0.001	-	-									-	-	0.000	0.000	0.000		13.86	-	-			0.260
27.000						-	-	0.000	0.000	0.000		0.001	-	-									-	-	0.000	0.000	0.000		14.86	-	-			0.270
28.000						-	-	0.000	0.000	0.000		0.001	-	-									-	-	0.000	0.000	0.000		15.86	-	-			0.280
29.000						-	-	0.000	0.000	0.000		0.001	-	-									-	-	0.000	0.000	0.000		16.86	-	-			0.290



## ALPHA BANK (CR)

(Contract Size: 100 Securities, Exercise Style: American, Physical Delivery)

Call Options														Put Options																				
Exercise Price	May 2026						June 2026						Other Months		May 2026						June 2026						Other Months		Exercise Price					
	Open price	Price max	Price min	Last price	Closing price	Volume	Open Interest	Open price	Price max	Price min	Last price	Closing price	Volume	Open Interest	Volume	Open Interest	Open price	Price max	Price min	Last price	Closing price	Volume	Open Interest	Open price	Price max	Price min	Last price	Closing price		Volume	Open Interest	Volume	Open Interest	
2.000	0.000	0.000	0.000			-	-	0.000	0.000	0.000	1.71	-	-			0.000	0.000	0.000	3.00	-	-			0.000	0.000	0.000	0.001	-	-			0.020		
2.100	0.000	0.000	0.000			-	-	0.000	0.000	0.000	1.61	-	-			0.000	0.000	0.000	3.10	-	-			0.000	0.000	0.000	0.001	-	-			0.021		
2.200	0.000	0.000	0.000			-	-	0.000	0.000	0.000	1.51	-	-			0.000	0.000	0.000	3.20	-	-			0.000	0.000	0.000	0.001	-	-			0.022		
2.300	0.000	0.000	0.000			-	-	0.000	0.000	0.000	1.41	-	-			0.000	0.000	0.000	3.30	-	-			0.000	0.000	0.000	0.001	-	-			0.023		
2.400	0.000	0.000	0.000			-	-	0.000	0.000	0.000	1.31	-	-			0.000	0.000	0.000	3.40	-	-			0.000	0.000	0.000	0.001	-	-			0.024		
2.500	0.000	0.000	0.000			-	-	0.000	0.000	0.000	1.22	-	-			0.000	0.000	0.000	3.50	-	-			0.000	0.000	0.000	0.001	-	-			0.025		
2.600	0.000	0.000	0.000			-	-	0.000	0.000	0.000	1.12	-	-			0.000	0.000	0.000	3.60	-	-			0.000	0.000	0.000	0.001	-	-			0.026		
2.700	0.000	0.000	0.000			-	-	0.000	0.000	0.000	1.02	-	-			0.000	0.000	0.000	3.70	-	-			0.000	0.000	0.000	0.002	-	-			0.027		
2.800	0.000	0.000	0.000			-	-	0.000	0.000	0.000	0.920	-	-			0.000	0.000	0.000	3.80	-	-			0.000	0.000	0.000	0.005	-	-			0.028		
2.900	0.000	0.000	0.000			-	-	0.000	0.000	0.000	0.824	-	-			0.000	0.000	0.000	3.90	-	-			0.000	0.000	0.000	0.009	-	-			0.029		
3.000	0.000	0.000	0.000			-	-	0.000	0.000	0.000	0.731	-	-			0.000	0.000	0.000	4.00	-	-			0.000	0.000	0.000	0.015	-	-			0.030		
3.100	0.000	0.000	0.000			-	4	0.000	0.000	0.000	0.642	-	-			0.000	0.000	0.000	4.10	-	-			0.000	0.000	0.000	0.026	-	-			0.031		
3.200	0.000	0.000	0.000			-	-	0.000	0.000	0.000	0.557	-	-			0.000	0.000	0.000	4.20	-	-			0.000	0.000	0.000	0.041	-	-			0.032		
3.300	0.000	0.000	0.000			-	15	0.000	0.000	0.000	0.477	-	-			0.000	0.000	0.000	4.30	-	-			0.000	0.000	0.000	0.061	-	-			0.033		
3.400	0.000	0.000	0.000			-	-	0.000	0.000	0.000	0.403	-	-			0.000	0.000	0.000	4.40	-	-			0.000	0.000	0.000	0.087	-	-			0.034		
3.500	0.000	0.000	0.000			-	-	0.000	0.000	0.000	0.338	-	-			0.000	0.000	0.000	4.50	-	-			0.000	0.000	0.000	0.121	-	-			0.035		
3.600	0.000	0.000	0.000			-	-	0.000	0.000	0.000	0.278	-	-			0.000	0.000	0.000	4.60	-	-			0.000	0.000	0.000	0.161	-	-			0.036		
3.700	0.000	0.000	0.000			-	-	0.000	0.000	0.000	0.225	-	-			0.000	0.000	0.000	4.70	-	-			0.000	0.000	0.000	0.208	-	-			0.037		
3.800	0.000	0.000	0.000			-	-	0.000	0.000	0.000	0.182	-	-			0.000	0.000	0.000	4.80	-	-			0.000	0.000	0.000	0.265	-	-			0.038		
3.900	0.000	0.000	0.000			-	-	0.000	0.000	0.000	0.143	-	2,000			0.000	0.000	0.000	4.90	-	-			0.000	0.000	0.000	0.326	-	-			0.039		
4.000	0.000	0.000	0.000			-	10	0.000	0.000	0.000	0.112	-	10			0.000	0.000	0.000	5.00	-	-			0.000	0.000	0.000	0.395	-	-			0.040		
4.250	0.000	0.000	0.000			-	-	0.000	0.000	0.000	0.057	-	-			0.000	0.000	0.000	5.25	-	-			0.000	0.000	0.000	0.591	-	-			0.043		
4.400						-	-	0.000	0.000	0.000	0.036	-	-													0.000	0.000	0.000	0.720	-	-			0.044
4.500	0.000	0.000	0.000			-	-	0.000	0.000	0.000	0.027	-	-			0.000	0.000	0.000	5.50	-	-			0.000	0.000	0.000	0.811	-	-			0.045		
4.750	0.000	0.000	0.000			-	-	0.000	0.000	0.000	0.012	-	-			0.000	0.000	0.000	5.75	-	-			0.000	0.000	0.000	1.05	-	-			0.048		
4.800						-	-	0.000	0.000	0.000	0.010	-	-													0.000	0.000	0.000	1.10	-	-			0.048
5.000	0.000	0.000	0.000			-	-	0.000	0.000	0.000	0.005	-	-			0.000	0.000	0.000	6.00	-	-			0.000	0.000	0.000	1.29	-	-			0.050		
5.250	0.000	0.000	0.000			-	-	0.000	0.000	0.000	0.002	-	-			0.000	0.000	0.000	6.25	-	-			0.000	0.000	0.000	1.54	-	-			0.053		
5.500	0.000	0.000	0.000			-	-	0.000	0.000	0.000	0.001	-	-			0.000	0.000	0.000	6.50	-	-			0.000	0.000	0.000	1.79	-	-			0.055		
5.750	0.000	0.000	0.000			-	-	0.000	0.000	0.000	0.001	-	-			0.000	0.000	0.000	6.75	-	-			0.000	0.000	0.000	2.04	-	-			0.058		
6.000	0.000	0.000	0.000			-	-	0.000	0.000	0.000	0.001	-	-			0.000	0.000	0.000	7.00	-	-			0.000	0.000	0.000	2.29	-	-			0.060		
6.250	0.000	0.000	0.000			-	-	0.000	0.000	0.000	0.001	-	-			0.000	0.000	0.000	7.25	-	-			0.000	0.000	0.000	2.54	-	-			0.063		
6.500						-	-	0.000	0.000	0.000	0.001	-	-												0.000	0.000	0.000	2.79	-	-			0.065	
6.750						-	-	0.000	0.000	0.000	0.001	-	-												0.000	0.000	0.000	3.04	-	-			0.068	
7.000						-	-	0.000	0.000	0.000	0.001	-	-												0.000	0.000	0.000	3.29	-	-			0.070	

ALPHA BANK (CR)

(Contract Size: 100 Securities, Exercise Style: American, Physical Delivery)

	Call Options														Put Options																				
	May 2026							June 2026							Other Months		May 2026							June 2026							Other Months				
Exercise Price	Open price	Price max	Price min	Last price	Closing price	Volume	Open Interest	Open price	Price max	Price min	Last price	Closing price	Volume	Open Interest	Volume	Open Interest	Open price	Price max	Price min	Last price	Closing price	Volume	Open Interest	Open price	Price max	Price min	Last price	Closing price	Volume	Open Interest	Volume	Open Interest	Exercise Price		
Totals:						0	29						0	2,010	0	0						0	0						0	0	0	0	0	0	
Number of Trades:							0						0			0						0.00						0			0		0		

NATIONAL BANK (CR)

(Contract Size: 100 Securities, Exercise Style: American, Physical Delivery)

Exercise Price	Call Options														Volume	Open Interest	Put Options														Exercise Price			
	May 2026					June 2026					Other Months						May 2026					June 2026					Other Months							
	Open price	Price max	Price min	Last price	Closing price	Volume	Open Interest	Open price	Price max	Price min	Last price	Closing price	Volume	Open Interest			Open price	Price max	Price min	Last price	Closing price	Volume	Open Interest	Open price	Price max	Price min	Last price	Closing price	Volume	Open Interest		Volume	Open Interest	
8.250						-	-	0.000	0.000	0.000	6.09	-	-																		0.083			
8.400						-	-	0.000	0.000	0.000	5.94	-	-																		0.084			
8.500						-	-	0.000	0.000	0.000	5.84	-	-																		0.085			
8.750	0.000	0.000	0.000			-	-	0.000	0.000	0.000	5.59	-	-									0.000	0.000	0.000	9.75	-	-	0.000	0.000	0.000	0.001	-	-	0.088
8.800						-	-	0.000	0.000	0.000	5.54	-	-																		0.088			
9.000	0.000	0.000	0.000			-	-	0.000	0.000	0.000	5.34	-	-									0.000	0.000	0.000	10.00	-	-	0.000	0.000	0.000	0.001	-	-	0.090
9.200						-	-	0.000	0.000	0.000	5.14	-	-																		0.092			
9.250	0.000	0.000	0.000			-	-	0.000	0.000	0.000	5.09	-	-									0.000	0.000	0.000	10.25	-	-	0.000	0.000	0.000	0.001	-	-	0.093
9.500	0.000	0.000	0.000			-	-	0.000	0.000	0.000	4.84	-	-									0.000	0.000	0.000	10.50	-	-	0.000	0.000	0.000	0.001	-	-	0.095
9.600						-	-	0.000	0.000	0.000	4.74	-	-																			0.096		
9.750	0.000	0.000	0.000			-	-	0.000	0.000	0.000	4.59	-	-									0.000	0.000	0.000	10.75	-	-	0.000	0.000	0.000	0.001	-	-	0.098
10.000	0.000	0.000	0.000			-	-	0.000	0.000	0.000	4.34	-	-									0.000	0.000	0.000	11.00	-	-	0.000	0.000	0.000	0.002	-	-	0.100
10.500	0.000	0.000	0.000			-	-	0.000	0.000	0.000	3.85	-	-									0.000	0.000	0.000	11.50	-	-	0.000	0.000	0.000	0.006	-	-	0.105
11.000	0.000	0.000	0.000			-	-	0.000	0.000	0.000	3.36	-	-									0.000	0.000	0.000	12.00	-	-	0.000	0.000	0.000	0.017	-	-	0.110
11.500	0.000	0.000	0.000			-	-	0.000	0.000	0.000	2.88	-	-									0.000	0.000	0.000	12.50	-	-	0.000	0.000	0.000	0.041	-	-	0.115
12.000	0.000	0.000	0.000			-	-	0.000	0.000	0.000	2.43	-	-									0.000	0.000	0.000	13.00	-	-	0.000	0.000	0.000	0.083	-	-	0.120
12.500	0.000	0.000	0.000			-	-	0.000	0.000	0.000	2.00	-	-									0.000	0.000	0.000	13.50	-	-	0.000	0.000	0.000	0.155	-	-	0.125
13.000	0.000	0.000	0.000			-	-	0.000	0.000	0.000	1.61	-	-									0.000	0.000	0.000	14.00	-	-	0.000	0.000	0.000	0.264	-	-	0.130
13.500	0.000	0.000	0.000			-	30	0.000	0.000	0.000	1.26	-	-									0.000	0.000	0.000	14.50	-	-	0.000	0.000	0.000	0.418	-	-	0.135
14.000	0.000	0.000	0.000			-	-	0.000	0.000	0.000	0.967	-	-									0.000	0.000	0.000	15.00	-	15	0.000	0.000	0.000	0.621	-	-	0.140
14.500	0.000	0.000	0.000			-	-	0.000	0.000	0.000	0.721	-	-									0.000	0.000	0.000	15.50	-	-	0.000	0.000	0.000	0.874	-	-	0.145
15.000	0.000	0.000	0.000			-	5	0.000	0.000	0.000	0.522	-	15									0.000	0.000	0.000	16.00	-	-	0.000	0.000	0.000	1.17	-	-	0.150
15.500	0.000	0.000	0.000			-	15	0.000	0.000	0.000	0.366	-	-									0.000	0.000	0.000	16.50	-	-	0.000	0.000	0.000	1.52	-	-	0.155
16.000	0.000	0.000	0.000			-	-	0.000	0.000	0.000	0.254	-	-									0.000	0.000	0.000	17.00	-	-	0.000	0.000	0.000	1.91	-	-	0.160
16.500	0.000	0.000	0.000			-	-	0.000	0.000	0.000	0.173	-	-									0.000	0.000	0.000	17.50	-	-	0.000	0.000	0.000	2.33	-	-	0.165
17.000	0.000	0.000	0.000			-	-	0.000	0.000	0.000	0.114	-	-									0.000	0.000	0.000	18.00	-	-	0.000	0.000	0.000	2.77	-	-	0.170
17.500	0.000	0.000	0.000			-	-	0.000	0.000	0.000	0.072	-	-									0.000	0.000	0.000	18.50	-	-	0.000	0.000	0.000	3.23	-	-	0.175
18.000	0.000	0.000	0.000			-	-	0.000	0.000	0.000	0.045	-	-									0.000	0.000	0.000	19.00	-	-	0.000	0.000	0.000	3.71	-	-	0.180
18.500	0.000	0.000	0.000			-	-	0.000	0.000	0.000	0.028	-	-									0.000	0.000	0.000	19.50	-	-	0.000	0.000	0.000	4.19	-	-	0.185
19.000	0.000	0.000	0.000			-	-	0.000	0.000	0.000	0.017	-	-									0.000	0.000	0.000	20.00	-	-	0.000	0.000	0.000	4.68	-	-	0.190
19.500	0.000	0.000	0.000			-	-	0.000	0.000	0.000	0.010	-	-									0.000	0.000	0.000	20.50	-	-	0.000	0.000	0.000	5.18	-	-	0.195
20.000	0.000	0.000	0.000			-	-	0.000	0.000	0.000	0.006	-	-									0.000	0.000	0.000	21.00	-	-	0.000	0.000	0.000	5.68	-	-	0.200
21.000						-	-	0.000	0.000	0.000	0.002	-	-																					0.210
22.000						-	-	0.000	0.000	0.000	0.001	-	-									0.000	0.000	0.000	7.68	-	-	0.000	0.000	0.000	7.68	-	-	0.220
Totals:						0	50					0	15	0	0							0	15					0	279	0	40			
Number of Trades:						0						0		0								0.00					0		0					

OTE (CR)

(Contract Size: 100 Securities, Exercise Style: American, Physical Delivery)

Exercise Price	Call Options														Put Options																			
	May 2026						June 2026						Other Months		May 2026						June 2026						Other Months		Exercise Price					
	Open price	Price max	Price min	Last price	Closing price	Volume	Open Interest	Open price	Price max	Price min	Last price	Closing price	Volume	Open Interest	Volume	Open Interest	Open price	Price max	Price min	Last price	Closing price	Volume	Open Interest	Open price	Price max	Price min	Last price	Closing price		Volume	Open Interest	Volume	Open Interest	
10.000						-	-	0.000	0.000	0.000		8.52	-	-									-	-	0.000	0.000	0.000			0.001	-	-		
10.500						-	-	0.000	0.000	0.000		8.02	-	-									-	-	0.000	0.000	0.000		0.001	-	-			0.105
11.000	0.000	0.000	0.000			-	-	0.000	0.000	0.000		7.52	-	-			0.000	0.000	0.000		12.00	-	-	0.000	0.000	0.000		0.001	-	-			0.110	
11.500	0.000	0.000	0.000			-	-	0.000	0.000	0.000		7.02	-	-			0.000	0.000	0.000		12.50	-	-	0.000	0.000	0.000		0.001	-	-			0.115	
12.000	0.000	0.000	0.000			-	-	0.000	0.000	0.000		6.52	-	-			0.000	0.000	0.000		13.00	-	-	0.000	0.000	0.000		0.002	-	-			0.120	
12.500	0.000	0.000	0.000			-	-	0.000	0.000	0.000		6.02	-	-			0.000	0.000	0.000		13.50	-	-	0.000	0.000	0.000		0.001	-	-			0.125	
13.000	0.000	0.000	0.000			-	-	0.000	0.000	0.000		5.53	-	-			0.000	0.000	0.000		14.00	-	-	0.000	0.000	0.000		0.001	-	-			0.130	
13.500	0.000	0.000	0.000			-	-	0.000	0.000	0.000		5.03	-	-			0.000	0.000	0.000		14.50	-	-	0.000	0.000	0.000		0.001	-	-			0.135	
14.000	0.000	0.000	0.000			-	-	0.000	0.000	0.000		4.53	-	-			0.000	0.000	0.000		15.00	-	-	0.000	0.000	0.000		0.001	-	-			0.140	
14.500	0.000	0.000	0.000			-	-	0.000	0.000	0.000		4.03	-	-			0.000	0.000	0.000		15.50	-	-	0.000	0.000	0.000		0.001	-	-			0.145	
15.000	0.000	0.000	0.000			-	-	0.000	0.000	0.000		3.53	-	-			0.000	0.000	0.000		16.00	-	-	0.000	0.000	0.000		0.001	-	-			0.150	
15.500	0.000	0.000	0.000			-	-	0.000	0.000	0.000		3.04	-	-			0.000	0.000	0.000		16.50	-	-	0.000	0.000	0.000		0.005	-	-			0.155	
16.000	0.000	0.000	0.000			-	-	0.000	0.000	0.000		2.55	-	-			0.000	0.000	0.000		17.00	-	30	0.000	0.000	0.000		0.017	-	-			0.160	
16.500	0.000	0.000	0.000			-	-	0.000	0.000	0.000		2.08	-	-			0.000	0.000	0.000		17.50	-	-	0.000	0.000	0.000		0.043	-	-			0.165	
17.000	0.000	0.000	0.000			-	-	0.000	0.000	0.000		1.63	-	-			0.000	0.000	0.000		18.00	-	46	0.000	0.000	0.000		0.100	-	-			0.170	
17.500	0.000	0.000	0.000			-	-	0.000	0.000	0.000		1.23	-	-			0.000	0.000	0.000		18.50	-	45	0.000	0.000	0.000		0.199	-	-			0.175	
18.000	0.000	0.000	0.000			-	-	0.000	0.000	0.000		0.886	-	-			0.000	0.000	0.000		19.00	-	15	0.000	0.000	0.000		0.351	-	-			0.180	
18.500	0.000	0.000	0.000			-	-	0.000	0.000	0.000		0.602	-	-			0.000	0.000	0.000		19.50	-	15	0.000	0.000	0.000		0.568	-	-			0.185	
19.000	0.000	0.000	0.000			-	-	0.000	0.000	0.000		0.392	-	30			0.000	0.000	0.000		20.00	-	-	0.000	0.000	0.000		0.858	-	-			0.190	
19.500	0.000	0.000	0.000			-	-	0.000	0.000	0.000		0.241	-	-			0.000	0.000	0.000		20.50	-	-	0.000	0.000	0.000		1.21	-	-			0.195	
20.000	0.000	0.000	0.000			-	-	0.000	0.000	0.000		0.140	-	-			0.000	0.000	0.000		21.00	-	-	0.000	0.000	0.000		1.61	-	-			0.200	
21.000	0.000	0.000	0.000			-	-	0.000	0.000	0.000		0.039	-	-			0.000	0.000	0.000		22.00	-	-	0.000	0.000	0.000		2.52	-	-			0.210	
22.000	0.000	0.000	0.000			-	-	0.000	0.000	0.000		0.009	-	-			0.000	0.000	0.000		23.00	-	-	0.000	0.000	0.000		3.50	-	-			0.220	
23.000	0.000	0.000	0.000			-	-	0.000	0.000	0.000		0.002	-	-			0.000	0.000	0.000		24.00	-	-	0.000	0.000	0.000		4.50	-	-			0.230	
24.000	0.000	0.000	0.000			-	-	0.000	0.000	0.000		0.001	-	-			0.000	0.000	0.000		25.00	-	-	0.000	0.000	0.000		5.50	-	-			0.240	
25.000	0.000	0.000	0.000			-	-	0.000	0.000	0.000		0.001	-	-			0.000	0.000	0.000		26.00	-	-	0.000	0.000	0.000		6.50	-	-			0.250	
26.000	0.000	0.000	0.000			-	-	0.000	0.000	0.000		0.001	-	-			0.000	0.000	0.000		27.00	-	-	0.000	0.000	0.000		7.50	-	-			0.260	
27.000	0.000	0.000	0.000			-	-	0.000	0.000	0.000		0.001	-	-			0.000	0.000	0.000		28.00	-	-	0.000	0.000	0.000		8.50	-	-			0.270	
Totals:						0	0							0	30	0	0					0	151				0	123	0	0				
Number of Trades:						0								0	0								0.00				0		0					

PIRAEUS BANK (CR)

(Contract Size: 100 Securities, Exercise Style: American, Physical Delivery)

Call Options														Put Options																		
Exercise Price	May 2026						June 2026						Other Months		May 2026						June 2026						Other Months		Exercise Price			
	Open price	Price max	Price min	Last price	Closing price	Volume	Open Interest	Open price	Price max	Price min	Last price	Closing price	Volume	Open Interest	Volume	Open Interest	Open price	Price max	Price min	Last price	Closing price	Volume	Open Interest	Open price	Price max	Price min	Last price	Closing price		Volume	Open Interest	Volume
4.250	0.000	0.000	0.000			-	-	0.000	0.000	0.000	4.41	-	-			0.000	0.000	0.000	5.25	-	-			0.000	0.000	0.000	0.001	-	-			0.043
4.500	0.000	0.000	0.000			-	-	0.000	0.000	0.000	4.16	-	-			0.000	0.000	0.000	5.50	-	-			0.000	0.000	0.000	0.001	-	-			0.045
4.750	0.000	0.000	0.000			-	-	0.000	0.000	0.000	3.91	-	-			0.000	0.000	0.000	5.75	-	-			0.000	0.000	0.000	0.001	-	-			0.048
5.000	0.000	0.000	0.000			-	-	0.000	0.000	0.000	3.66	-	-			0.000	0.000	0.000	6.00	-	-			0.000	0.000	0.000	0.001	-	-			0.050
5.250	0.000	0.000	0.000			-	-	0.000	0.000	0.000	3.41	-	-			0.000	0.000	0.000	6.25	-	-			0.000	0.000	0.000	0.001	-	-			0.053
5.500	0.000	0.000	0.000			-	-	0.000	0.000	0.000	3.16	-	-			0.000	0.000	0.000	6.50	-	-			0.000	0.000	0.000	0.001	-	-			0.055
5.750	0.000	0.000	0.000			-	-	0.000	0.000	0.000	2.91	-	-			0.000	0.000	0.000	6.75	-	-			0.000	0.000	0.000	0.001	-	-			0.058
6.000	0.000	0.000	0.000			-	-	0.000	0.000	0.000	2.66	-	-			0.000	0.000	0.000	7.00	-	-			0.000	0.000	0.000	0.002	-	-			0.060
6.250	0.000	0.000	0.000			-	-	0.000	0.000	0.000	2.42	-	-			0.000	0.000	0.000	7.25	-	-			0.000	0.000	0.000	0.006	-	-			0.063
6.500	0.000	0.000	0.000			-	-	0.000	0.000	0.000	2.17	-	-			0.000	0.000	0.000	7.50	-	-			0.000	0.000	0.000	0.012	-	-			0.065
6.750	0.000	0.000	0.000			-	-	0.000	0.000	0.000	1.94	-	-			0.000	0.000	0.000	7.75	-	-			0.000	0.000	0.000	0.022	-	-			0.068
7.000	0.000	0.000	0.000			-	-	0.000	0.000	0.000	1.70	-	-			0.000	0.000	0.000	8.00	-	-			0.000	0.000	0.000	0.039	-	-			0.070
7.250	0.000	0.000	0.000			-	-	0.000	0.000	0.000	1.48	-	-			0.000	0.000	0.000	8.25	-	-			0.000	0.000	0.000	0.067	-	-			0.073
7.500	0.000	0.000	0.000			-	-	0.000	0.000	0.000	1.27	-	-			0.000	0.000	0.000	8.50	-	-			0.000	0.000	0.000	0.108	-	-			0.075
7.750	0.000	0.000	0.000			-	-	0.000	0.000	0.000	1.08	-	-			0.000	0.000	0.000	8.75	-	-			0.000	0.000	0.000	0.163	-	-			0.078
8.000	0.000	0.000	0.000			-	-	0.000	0.000	0.000	0.899	-	-			0.000	0.000	0.000	9.00	-	-			0.000	0.000	0.000	0.233	-	-			0.080
8.250	0.000	0.000	0.000			-	-	0.000	0.000	0.000	0.739	-	-			0.000	0.000	0.000	9.25	-	-			0.000	0.000	0.000	0.323	-	-			0.083
8.500	0.000	0.000	0.000			-	-	0.000	0.000	0.000	0.602	-	-			0.000	0.000	0.000	9.50	-	-			0.000	0.000	0.000	0.436	-	-			0.085
8.750	0.000	0.000	0.000			-	-	0.000	0.000	0.000	0.480	-	10			0.000	0.000	0.000	9.75	-	-			0.000	0.000	0.000	0.564	-	-			0.088
9.000	0.000	0.000	0.000			-	-	0.000	0.000	0.000	0.376	-	900			0.000	0.000	0.000	10.00	-	-			0.000	0.000	0.000	0.709	-	-			0.090
9.250	0.000	0.000	0.000			-	-	0.000	0.000	0.000	0.295	-	-			0.000	0.000	0.000	10.25	-	-			0.000	0.000	0.000	0.879	-	-			0.093
9.500	0.000	0.000	0.000			-	-	0.000	0.000	0.000	0.224	-	-			0.000	0.000	0.000	10.50	-	-			0.000	0.000	0.000	1.06	-	-			0.095
9.750	0.000	0.000	0.000			-	-	0.000	0.000	0.000	0.169	-	-			0.000	0.000	0.000	10.75	-	-			0.000	0.000	0.000	1.25	-	-			0.098
10.000	0.000	0.000	0.000			-	-	0.000	0.000	0.000	0.127	-	-			0.000	0.000	0.000	11.00	-	-			0.000	0.000	0.000	1.46	-	-			0.100
10.500	0.000	0.000	0.000			-	-	0.000	0.000	0.000	0.068	-	-			0.000	0.000	0.000	11.50	-	-			0.000	0.000	0.000	1.90	-	-			0.105
11.000	0.000	0.000	0.000			-	-	0.000	0.000	0.000	0.035	-	-			0.000	0.000	0.000	12.00	-	-			0.000	0.000	0.000	2.37	-	-			0.110
11.500	0.000	0.000	0.000			-	-	0.000	0.000	0.000	0.017	-	-			0.000	0.000	0.000	12.50	-	-			0.000	0.000	0.000	2.86	-	-			0.115
12.000	0.000	0.000	0.000			-	-	0.000	0.000	0.000	0.008	-	-			0.000	0.000	0.000	13.00	-	-			0.000	0.000	0.000	3.35	-	-			0.120
12.500	0.000	0.000	0.000			-	-	0.000	0.000	0.000	0.004	-	-			0.000	0.000	0.000	13.50	-	-			0.000	0.000	0.000	3.85	-	-			0.125
13.000						-	-	0.000	0.000	0.000	0.002	-	-			0.000	0.000	0.000						0.000	0.000	0.000	4.35	-	-			0.130
Totals:						0	0					0	910	0	0								0	0				0	0	0	0	
Number of Trades:						0						0		0									0.00					0		0		

PPC (CR)

(Contract Size: 100 Securities, Exercise Style: American, Physical Delivery)

Exercise Price	Call Options														Volume	Open Interest	Put Options														Volume	Open Interest	Exercise Price
	May 2026						June 2026						Other Months				May 2026						June 2026						Other Months				
	Open price	Price max	Price min	Last price	Closing price	Volume	Open Interest	Open price	Price max	Price min	Last price	Closing price	Volume	Open Interest			Open price	Price max	Price min	Last price	Closing price	Volume	Open Interest	Open price	Price max	Price min	Last price	Closing price	Volume	Open Interest			
9.200						-	-	0.000	0.000	0.000	11.14	-	-																		0.092		
9.500						-	-	0.000	0.000	0.000	10.84	-	-																		0.095		
9.600						-	-	0.000	0.000	0.000	10.74	-	-																		0.096		
9.750						-	-	0.000	0.000	0.000	10.59	-	-																		0.098		
10.000						-	-	0.000	0.000	0.000	10.34	-	-																		0.100		
10.500						-	-	0.000	0.000	0.000	9.84	-	-																		0.105		
11.000						-	-	0.000	0.000	0.000	9.34	-	-																		0.110		
11.500						-	-	0.000	0.000	0.000	8.84	-	-																		0.115		
12.000	0.000	0.000	0.000			-	-	0.000	0.000	0.000	8.34	-	-			0.000	0.000	0.000	13.00	-	-			0.000	0.000	0.000	0.001	-	-		0.120		
12.500	0.000	0.000	0.000			-	-	0.000	0.000	0.000	7.84	-	-			0.000	0.000	0.000	13.50	-	-			0.000	0.000	0.000	0.001	-	-		0.125		
13.000	0.000	0.000	0.000			-	-	0.000	0.000	0.000	7.35	-	-			0.000	0.000	0.000	14.00	-	-			0.000	0.000	0.000	0.001	-	-		0.130		
13.500	0.000	0.000	0.000			-	-	0.000	0.000	0.000	6.85	-	-			0.000	0.000	0.000	14.50	-	-			0.000	0.000	0.000	0.001	-	-		0.135		
14.000	0.000	0.000	0.000			-	-	0.000	0.000	0.000	6.35	-	-			0.000	0.000	0.000	15.00	-	-			0.000	0.000	0.000	0.001	-	-		0.140		
14.500	0.000	0.000	0.000			-	-	0.000	0.000	0.000	5.85	-	-			0.000	0.000	0.000	15.50	-	-			0.000	0.000	0.000	0.001	-	-		0.145		
15.000	0.000	0.000	0.000			-	-	0.000	0.000	0.000	5.35	-	-			0.000	0.000	0.000	16.00	-	-			0.000	0.000	0.000	0.001	-	-		0.150		
15.500	0.000	0.000	0.000			-	-	0.000	0.000	0.000	4.85	-	-			0.000	0.000	0.000	16.50	-	-			0.000	0.000	0.000	0.001	-	-		0.155		
16.000	0.000	0.000	0.000			-	-	0.000	0.000	0.000	4.35	-	-			0.000	0.000	0.000	17.00	-	-			0.000	0.000	0.000	0.002	-	-		0.160		
16.500	0.000	0.000	0.000			-	-	0.000	0.000	0.000	3.86	-	-			0.000	0.000	0.000	17.50	-	-			0.000	0.000	0.000	0.006	-	-		0.165		
17.000	0.000	0.000	0.000			-	-	0.000	0.000	0.000	3.37	-	-			0.000	0.000	0.000	18.00	-	10			0.000	0.000	0.000	0.015	-	-		0.170		
17.500	0.000	0.000	0.000			-	-	0.000	0.000	0.000	2.89	-	-			0.000	0.000	0.000	18.50	-	10			0.000	0.000	0.000	0.036	-	-		0.175		
18.000	0.000	0.000	0.000			-	13	0.000	0.000	0.000	2.43	-	-			0.000	0.000	0.000	19.00	-	-			0.000	0.000	0.000	0.074	-	-		0.180		
18.500	0.000	0.000	0.000			-	16	0.000	0.000	0.000	1.99	-	60			0.000	0.000	0.000	19.50	-	-			0.000	0.000	0.000	0.138	-	-		0.185		
19.000	0.000	0.000	0.000			-	2	0.000	0.000	0.000	1.60	-	15			0.000	0.000	0.000	20.00	-	75			0.000	0.000	0.000	0.238	-	-		0.190		
19.500	0.000	0.000	0.000			-	10	0.000	0.000	0.000	1.24	-	-			0.000	0.000	0.000	20.50	-	45			0.000	0.000	0.000	0.383	-	-		0.195		
20.000	0.000	0.000	0.000			-	15	0.000	0.000	0.000	0.936	-	55			0.000	0.000	0.000	21.00	-	30			0.000	0.000	0.000	0.578	-	-		0.200		
21.000	0.000	0.000	0.000			-	-	0.000	0.000	0.000	0.482	-	110			0.000	0.000	0.000	22.00	-	-			0.000	0.000	0.000	1.12	-	-		0.210		
22.000	0.000	0.000	0.000			-	-	0.000	0.000	0.000	0.214	-	-			0.000	0.000	0.000	23.00	-	-			0.000	0.000	0.000	1.86	-	-		0.220		
23.000	0.000	0.000	0.000			-	-	0.000	0.000	0.000	0.085	-	-			0.000	0.000	0.000	24.00	-	-			0.000	0.000	0.000	2.74	-	-		0.230		
24.000	0.000	0.000	0.000			-	-	0.000	0.000	0.000	0.030	-	-			0.000	0.000	0.000	25.00	-	-			0.000	0.000	0.000	3.69	-	-		0.240		
25.000	0.000	0.000	0.000			-	-	0.000	0.000	0.000	0.008	-	-			0.000	0.000	0.000	26.00	-	-			0.000	0.000	0.000	4.68	-	-		0.250		
26.000	0.000	0.000	0.000			-	-	0.000	0.000	0.000	0.002	-	-			0.000	0.000	0.000	27.00	-	-			0.000	0.000	0.000	5.68	-	-		0.260		
27.000	0.000	0.000	0.000			-	-	0.000	0.000	0.000	0.001	-	-			0.000	0.000	0.000	28.00	-	-			0.000	0.000	0.000	6.68	-	-		0.270		
28.000	0.000	0.000	0.000			-	-	0.000	0.000	0.000	0.001	-	-			0.000	0.000	0.000	29.00	-	-			0.000	0.000	0.000	7.68	-	-		0.280		
29.000	0.000	0.000	0.000			-	-	0.000	0.000	0.000	0.001	-	-			0.000	0.000	0.000	30.00	-	-			0.000	0.000	0.000	8.68	-	-		0.290		
30.000	0.000	0.000	0.000			-	-	0.000	0.000	0.000	0.001	-	-			0.000	0.000	0.000	31.00	-	-			0.000	0.000	0.000	9.68	-	-		0.300		

PPC (CR)

(Contract Size: 100 Securities, Exercise Style: American, Physical Delivery)

		Call Options														Put Options																	
		May 2026						June 2026						Other Months		May 2026						June 2026						Other Months					
Exercise Price	Open price	Price max	Price min	Last price	Closing price	Volume	Open Interest	Open price	Price max	Price min	Last price	Closing price	Volume	Open Interest	Volume	Open Interest	Open price	Price max	Price min	Last price	Closing price	Volume	Open Interest	Open price	Price max	Price min	Last price	Closing price	Volume	Open Interest	Volume	Open Interest	Exercise Price
Totals:						0	56						0	240	0	0						0	170						0	117	0	0	
Number of Trades:						0							0		0							0.00						0		0			

Lending Products	Underlying Title	Multilateral Transactions[1]					Bilateral Transactions[2]		Stock Borrowing through OTC (volume)[3]
		Open Interest[5]	Volume(Offered)	Average Weighted	Transactions volume	Average Weighted	Transactions Volume	Average Weighted	Transactions Volume
ADMIEBOR	ADMIE (IPTO) HOLDING S.A. (CR)	3,700	---	---	---	---	---	5,249,021	
AEGNBOR	AEGEAN AIRLINES (CR)	---	---	---	---	---	---	1,185,906	
AKTRBOR	AKTOR S.A. HOLDING CO. (CR)	---	---	---	---	---	---	814,350	
ALWNBOR	Allwyn AG (CR)	---	---	---	---	---	---	13,585,546	
ALPHABOR	ALPHA BANK (CR)	400	---	---	---	---	---	186,655,645	
AETFBOR	ALPHA ETF FTSE Athex Large Cap	---	---	---	---	---	---	2,000	
AEMBOR	ALTER EGO MEDIA (CR)	---	---	---	---	---	---	---	
AIABOR	ATHENS INTL AIRPORT (CR)	2,400	---	---	2,275	3.91%	---	1,915,827	
ACAGBOR	AUSTRIACARD (CB)	---	---	---	---	---	---	962	
OTOELBOR	AUTOHELLAS SA (CR)	381	---	---	---	---	---	77,030	
AVAXBOR	AVAX S.A. (CR)	5,323	---	---	---	---	---	274,542	
BYLOTBOR	BALLY'S INTRALOT (CR)	---	---	---	---	---	---	38,109,605	
BOCHGRBOR	BANK OF CYPRUS (CR)	---	---	---	---	---	---	572,281	
EEEBOR	CC HBC AG (CR)	50	---	---	---	---	---	115,001	
CENERBOR	CENERGY HOLDINGS (CB)	9,480	---	---	4,413	4.04%	---	1,403,872	
CREDIABOR	CrediaBank (CR)	778	---	---	---	---	---	3,531,039	
DIMANDBOR	DIMAND (CR)	---	---	---	---	---	---	7,342	
ELLAKTORBOR	ELLAKTOR (CR)	34,821	---	---	---	---	---	100,082	
ELHABOR	ELVALHALCOR (CR)	---	---	---	---	---	---	786,075	
EUROBBOR	EUROBANK (CR)	45,000	---	---	---	---	---	118,030,473	
EXAEBOR	EURONEXT ATHENS (CR)	4,755	---	---	---	---	---	343,370	
EYDAPBOR	EYDAP S.A. (CR)	---	---	---	---	---	---	423,073	
FOYRKBOR	FOURLIS (CR)	2,500	---	---	---	---	---	113,658	
GEKTERNABOR	GEK TERNA (CR)	---	---	---	---	---	---	1,130,881	
SARBOR	GR. SARANTIS S.A. (CR)	2,237	---	---	---	---	---	248,030	
ELPEBOR	HELLENIQ ENERGY (CR)	---	---	---	---	---	---	724,544	
INTEKBOR	IDEAL HOLDINGS (CR)	---	---	---	---	---	---	84,452	
INTRKBOR	INTRACOM HOLDINGS (CR)	---	---	---	---	---	---	249,123	
BELABOR	JUMBO SA (CR)	---	---	---	3,000	3.70%	---	940,419	
KRIBOR	KRI-KRI S.A. (CR)	2,999	---	---	---	---	---	50,466	
LAMDABOR	LAMDA DEVELOPMENT SA (CR)	---	---	---	---	---	---	240,532	

## Stock Lending Notes

[1] - Multilateral contracts Lending or Borrowing as per Methods 8-1, 8-2 and 8-3-3 (According to ATHEX BoD Resolution No.17)

[2] - Bilateral Contracts Lending or Borrowing as per Methods 8-3-1 and 8-3-2 & Contracts as per Method 4 (According to ATHEX BoD Resolution No.20)

[3] - The information concerning OTC Stock Borrowing Transactions is based on the statements of the Dematerialised Securities System (DSS) operators involved and refers to volumes that have been registered up until the previous working day.

[4] - Average Price (Volume weighted)

[5] - The Data concerning Open Interest before the start of trading session

Lending Products	Underlying Title	Multilateral Transactions[1]					Bilateral Transactions[2]		Stock Borrowing through OTC (volume)[3]
		Open Interest[5]	Volume(Offered)	Average Weighted	Transactions volume	Average Weighted	Transactions Volume	Average Weighted	Transactions Volume
MTLNBOR	METLEN PLC (CR)	500	---	---	---	---	---	1,638,595	
MIGBOR	MIG (CR)	1,291	---	---	---	---	---	39,913	
MOHBOR	MOTOR OIL (CR)	---	---	---	---	---	---	845,655	
ETEBOR	NATIONAL BANK (CR)	---	---	---	---	---	---	22,686,680	
NOVALBOR	NOVAL PROPERTY REIC (CR)	---	---	---	---	---	---	---	
OPTIMABOR	OPTIMA BANK (CR)	330	---	---	---	---	---	4,762,589	
HTOBOR	OTE (CR)	2,000	---	---	---	---	---	4,602,417	
PPABOR	P.P.A. S.A. (CR)	---	---	---	---	---	---	89,321	
TPEIRBOR	PIRAEUS BANK (CR)	3,000	---	---	---	---	---	13,331,151	
PPCBOR	PPC (CR)	122,366	---	---	3,439	6.73%	---	18,389,172	
PROFBOR	PROFILE SA (CR)	---	---	---	---	---	---	39,526	
QLCOBOR	QUALCO GROUP (CR)	---	---	---	---	---	---	900,821	
QUESTBOR	QUEST HOLDINGS (CR)	3,991	---	---	---	---	---	47,709	
TITCBOR	TITAN (CB)	50	---	---	---	---	---	114,351	
OLTHBOR	TPA SA (CR)	---	---	---	---	---	---	750	
TRESTATESBOR	TRADE ESTATES REIC (CR)	---	---	---	---	---	---	---	
VIOBOR	VIOHALCO SA/IV (CB)	---	---	---	---	---	---	---	

## Stock Lending Notes

[1] - Multilateral contracts Lending or Borrowing as per Methods 8-1, 8-2 and 8-3-3 (According to ATHEX BoD Resolution No.17)

[2] - Bilateral Contracts Lending or Borrowing as per Methods 8-3-1 and 8-3-2 & Contracts as per Method 4 (According to ATHEX BoD Resolution No.20)


[3] - The information concerning OTC Stock Borrowing Transactions is based on the statements of the Dematerialised Securities System (DSS) operators involved and refers to volumes that have been registered up until the previous working day.

[4] - Average Price (Volume weighted)

[5] - The Data concerning Open Interest before the start of trading session

## Sectors codification for listed companies

12003 -	ETF	10101010	Computer Services
10101015	Software	10102030	Computer Hardware
15101010	Telecommunications Equipment	15102015	Telecommunications Services
20101010	Health Care Facilities	20102010	Medical Equipment
20103015	Pharmaceuticals	30101010	Banks
30202000	Diversified Financial Services	30202010	Asset Managers & Custodians
30202015	Investment Services	30204000	Closed End Investments
30302010	Full Line Insurance	30302015	Insurance Brokers
30302025	Property and Casualty Insurance	35101010	Real Estate Holding and Development
35101015	Real Estate Services	35102000	Diversified REITs
35102045	Retail REITs.	40202015	Household Furnishings
40202020	Household Appliance	40203040	Electronic Entertainment
40204020	Clothing & Accessories	40301010	Entertainment
40301030	Publishing	40301035	Radio & TV Broadcasters
40401010	Diversified Retailers	40401020	Apparel Retailers
40401025	Home Improvement Retailers	40401030	Specialty Retailers
40501010	Airlines	40501015	Travel & Tourism
40501020	Casinos & Gambling	40501025	Hotels & Motels
45101015	Distillers & Vintners	45101020	Soft Drinks
45102010	Farming Fishing Ranching & Plantations	45102020	Food Products
45103010	Tobacco	45201010	Food Retailers & Wholesalers
45201020	Personal Products	50101010	Construction
50101020	Building Roof/Wallboard and Plumbing	50101030	Cement
50101035	Building Materials: Other	50202010	Electrical Components
50203015	Plastics	50203030	Containers & Packaging
50204000	Machinery: Industrial	50204020	Machinery: Construction & Handling
50205010	Industrial Suppliers	50205020	Back Office Support HR & Consulting
50205030	Forms & Bulk Printing Services	50206015	Commercial Vehicles & Parts
50206030	Marine Transportation	50206060	Transportation Services
55101000	Diversified Materials	55101020	Textile Products
55102000	General Mining	55102010	Iron & Steel
55102015	Metal Fabricating	55102035	Aluminum
60101020	Oil Refining and Marketing	65101010	Alternative Electricity
65101015	Conventional Electricity	65102000	Multi-Utilities
65102030	Water		



[euronext.com](https://www.euronext.com)