

Euronext Athens

**Ημερήσιο Δελτίο Συναλλακτικής
Δραστηριότητας**

Daily Official List of Trading Activity



EURONEXT

Disclaimer:

This publication is for information purposes only and is not a recommendation to engage in investment activities. This publication is provided "as is" without representation or warranty of any kind. Whilst all reasonable care has been taken to ensure the accuracy of the content, Euronext does not guarantee its accuracy or completeness. Euronext will not be held liable for any loss or damages of any nature ensuing from using, trusting or acting on information provided. No information set out or referred to in this publication shall form the basis of any contract. The creation of rights and obligations in respect of financial products that are traded on the exchanges operated by Euronext's subsidiaries shall depend solely on the applicable rules of the market operator. All proprietary rights and interest in or connected with this publication shall vest in Euronext. No part of it may be redistributed in any form without the prior written permission of Euronext. Euronext refers to Euronext N.V. and its affiliates. Information regarding trademarks and intellectual property rights of Euronext is located at www.euronext.com/terms-use

©2026, Euronext N.V. – All rights reserved

You acknowledge and agree that the Company is the owner of any property rights related to any Information appearing on the Daily Official List including intellectual property rights copyright, trademarks, etc.

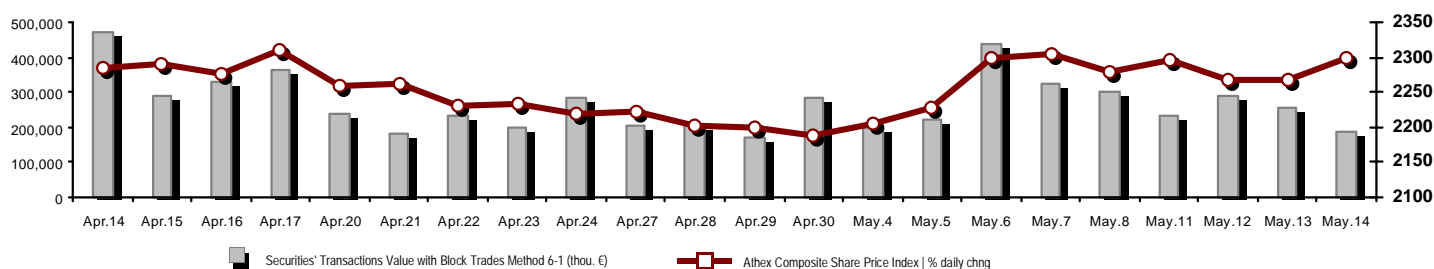
EURONEXT ATHENS HOLDING S.A.

110 Athinon Ave., 10442 Athens, Tel: (210) 33.66.800, Fax: (210) 32.13.938

<https://athens.euronext.com>

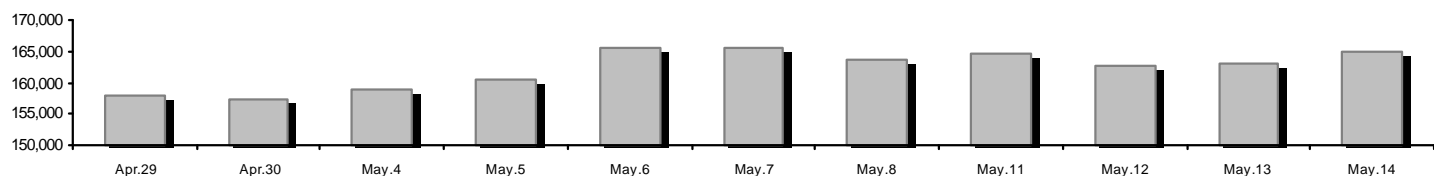
Summary of Markets

Athex Composite Share Price Index vs Shares and Derivatives Transactions Value

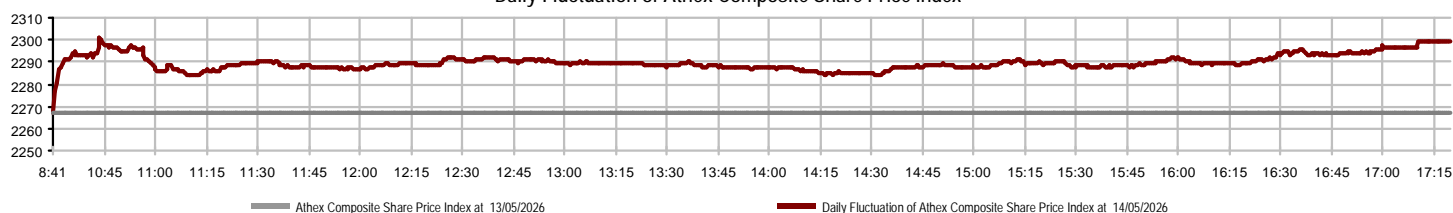


Euronext Athens Capitalisation (mill. €)**:	165,007.29		Derivatives Total Open Interest	1,869,579
Daily change: mill. € %	2,052.41	1.26%	in Index Futures % daily chng	10,197 -0.07%
Yearly Avg Capitalisation: mill. € % chng prev year Avg	155,150.43	21.50%	in Stock Futures % daily chng	1,851,233 0.54%
Athex Composite Share Price Index % daily chng	2,298.84	1.38%	in Index Options % daily chng	3,789 1.58%
Athex Composite Share Price Index Capitalisation (mill. €)	154,704.61		in Stock Options % daily chng	4,360 1.09%
Daily change (mill. €)	2,073.32			
Securities' Transactions Value with Block Trades Method 6-1 (t)	187,495.82		Derivatives Contracts Volume:	20,591
Daily change: %	-67,161.84	-26.37%	Daily change: pieces %	-13,236 -39.13%
YtD Avg Trans. Value: thou. € % chng prev year Avg	343,491.19	58.97%	YtD Avg Derivatives Contracts % chng prev year Avg	75,701 31.47%
Blocks Transactions Value of Method 6-1 (thou. €)	19,701.38		Derivatives Trades Number:	2,051
Blocks Transactions Value of Method 6-2 & 6-3 (thou. €)	24.40		Daily change: number %	-616 -23.10%
Bonds Transactions Value (thou.€)	1,764.43		YtD Avg Trades number % chng prev year Avg	2,991 35.26%
Securities' Transactions Volume with Block Trades Method 6-1 (tho)	25,983.50		Lending Total Open Interest	258,356
Daily change: thou. pieces %	-7,555.89	-22.53%	Daily change: pieces %	-138,690 -34.93%
YtD Avg Volume: % chng prev year Avg	52,555.66	26.07%	Lending Volume (Multilateral/Bilateral)	4,116
Blocks Transactions Volume of Method 6-1 (thou. Pieces)	1,946.76		Daily change: pieces %	-14,884
Blocks Transactions Volume of Method 6-2 & 6-3 (thou. Pieces)	4.10		Multilateral Lending	3,116
Bonds Transactions Volume	1,786,000		Bilateral Lending	1,000
Securities' Trades Number with Block Trades Method 6-1	53,102		Lending Trades Number:	15
Daily change: number %	-24,781	-31.82%	Daily change: %	12
YtD Avg Trades number % chng prev year Avg	75,232	50.14%	Multilateral Lending Trades Number	14
Number of Blocks Method 6-1	15		Bilateral Lending Trades Number	1
Number of Blocks Method 6-2 & 6-3	3			
Number of Bonds Transactions	241			

Euronext Athens Capitalisation (mill. €)**



Daily Fluctuation of Athex Composite Share Price Index



Athex Indices

Index name	14/05/2026	13/05/2026	pts.	%	Min	Max	Year min	Year max	Year change
Athex Composite Share Price Index	2,298.84 #	2,267.45	31.39	1.38%	2,267.45	2,300.69	1,998.09	2,407.09	8.40% #
Athex Composite Index Total Return Index	4,552.86 #	4,490.70	62.16	1.38%	4,490.70	4,556.53	3,942.63	4,745.66	8.92% #
Athex ESG Index	2,729.19 #	2,690.00	39.19	1.46%	2,690.00	2,730.47	2,361.87	2,867.98	9.07% #
ATHEX Small Cap Price Index	2,510.50 #	2,481.74	28.76	1.16%	2,481.74	2,513.98	2,193.29	2,627.20	-1.50% €
ATHEX EN.A. Growth Price Index	16,426.79 €	16,617.48	-190.69	-1.15%	16,134.09	16,617.48	16,134.09	20,788.55	-16.97% €
FTSE/Athex Large Cap	5,834.33 #	5,749.84	84.49	1.47%	5,749.84	5,838.78	5,057.48	6,153.73	9.03% #
FTSE/Athex Mid Cap Index	2,986.66 #	2,970.66	16.00	0.54%	2,966.94	2,991.42	2,510.28	2,991.42	5.72% #
FTSE/ATHEX High Dividend Yield Index	4,677.53 €	4,695.02	-17.49	-0.37%	4,677.53	4,727.85	4,495.63	5,149.57	-5.35% €
FTSE/Athex Market Index	1,377.20 #	1,357.01	20.19	1.49%	1,357.01	1,377.76	1,190.89	1,449.15	9.21% #
FTSE/Athex Banks	2,629.15 #	2,558.20	70.95	2.77%	2,558.20	2,629.60	2,143.30	2,859.37	14.62% #
FTSE/ATHEX TECHNOLOGY & TELECOMMUNICAT	7,103.92 #	7,080.58	23.34	0.33%	7,064.36	7,117.70	6,027.65	7,117.70	4.86% #
FTSE/ATHEX HEALTH CARE	6,425.77 €	6,437.65	-11.88	-0.18%	6,390.78	6,551.19	4,884.62	6,600.67	26.47% #
FTSE/ATHEX FINANCIAL SERVICES	12,292.60 #	11,961.57	331.03	2.77%	11,961.57	12,294.16	10,029.11	13,356.35	14.59% #
FTSE/ATHEX REAL ESTATE	5,427.53 #	5,397.82	29.71	0.55%	5,397.82	5,433.31	5,093.00	5,898.28	-3.36% €
FTSE/ATHEX CONSUMER DISCRETIONARY	4,518.84 #	4,503.83	15.01	0.33%	4,503.83	4,569.00	4,437.04	5,876.98	-22.63% €
FTSE/ATHEX CONSUMER STAPLES	9,856.70 #	9,778.40	78.30	0.80%	9,735.99	9,886.31	8,640.95	10,243.39	11.85% #
FTSE/ATHEX INDUSTRIALS	12,569.80 #	12,457.22	112.58	0.90%	12,457.22	12,590.73	10,051.45	12,776.62	25.05% #
FTSE/ATHEX BASIC MATERIALS	13,548.44 #	12,847.62	700.82	5.45%	12,847.62	13,549.76	8,778.94	13,549.76	42.22% #
FTSE/ATHEX ENERGY & UTILITIES	7,185.23 #	7,163.35	21.88	0.31%	7,161.85	7,281.23	6,127.28	7,506.29	4.47% #
Athex All Share Index	524.13 #	517.61	6.52	1.26%	524.13	524.13	460.14	542.74	8.23% #
Hellenic Mid & Small Cap Index	3,247.14 #	3,211.56	35.58	1.11%	3,211.56	3,248.49	2,761.30	3,248.49	12.15% #
FTSE/Athex Large Cap Total Return	10,514.62 #	10,334.43	180.19	1.74%			9,100.35	11,012.64	9.83% #
FTSE/Athex Mid Cap Total Return	4,308.60 #	4,280.56	28.04	0.66%			3,625.91	4,308.60	6.30% #
MSCI GREECE REBASED	9,202.67 #	8,966.93	235.74	2.63%	8,966.93	9,202.67	7,755.87	10,138.65	7.46% #
Hellenic Corporate Bond Index	144.42 #	144.40	0.02	0.01%			143.28	145.27	0.04% #
Hellenic Corporate Bond Price Index	92.69 #	92.69	0.00	0.00%			92.37	93.97	-1.32% €

Note 1: FTSE/Med 100, Hellenic Corporate Bond Price Index and Hellenic Corporate Bond Index closing prices refer to the previous trading day of 12/05/2026.

Note 2: The Hellenic Mid & Small Cap Index is a Customized index calculated by the Athens Exchange.

Analytic Figures for Athex Market's Boards and Categories

	Total Traded Securities	Main Market	Surveillance	Exchange Traded Funds (ETFs)
Totals	124	123	0	1
Gain / Lose / Same:	70 / 41 / 13	69 / 41 / 13	0 / 0 / 0	1 / 0 / 0
Euronext Athens Capitalisation (mill. €)	165,007.29	165,004.59	2.71	
Daily Average Trans/ons Value(thou.€)	343,491.19	343,405.40	4.35	431.94
Transactions Value	187,520.22	187,416.35	0.00	103.87
Main Board:	167,794.44	167,690.57	0.00	103.87
Blocks Board 6_2_3:	19,725.78	19,725.78	0.00	0.00
Forced Sales Board:	0.00	0.00	0.00	0.00
Special Terms Board:	0.00	0.00	0.00	0.00
Daily Average Transactions Volume	52,555,660	52,593,889	4,612	7,592
Transactions Volume	25,987,598	25,985,836	0	1,762
Main Board:	24,036,740	24,034,978	0	1,762
Blocks Board 6_2_3:	1,950,858	1,950,858	0	0
Forced Sales Board:	0	0	0	0
Special Terms Board:	0	0	0	0
Daily Average Number of Trades	75,232	75,071	9	154
Number of Trades	53,105	53,047	0	58
Main Board:	53,087	53,029	0	58
Blocks Board 6_2_3:	18	18	0	0
Forced Sales Board:	0	0	0	0
Special Terms Board:	0	0	0	0

Trading Details by Euronext Athens Sectors and Financial Instruments (ETFs)

Code	Sectors	Gain / Lose / Same	Number of Trades	Transactions Volume	Transactions Value	% of Total Trans. Value
3010	- Banks	6 / 2 / 0	17,748	16,082,256	83,426,633.60	44.49%
5510	- Basic Resources	8 / 3 / 0	3,302	785,945	6,414,589.90	3.42%
5010	- Construction & Materials	8 / 2 / 1	5,208	1,299,770	12,339,862.93	6.58%
4020	- Consumer Products & Services	0 / 3 / 1	104	74,328	24,069.99	0.01%
6010	- Energy	1 / 2 / 1	2,568	310,403	5,221,911.19	2.78%
12000	- Financial Instruments	1 / 0 / 0	58	1,762	103,872.17	0.06%
3020	- Financial Services	4 / 1 / 0	168	22,957	164,759.89	0.09%
4510	- Food Beverage & Tobacco	2 / 3 / 1	431	34,640	1,095,630.03	0.58%
2010	- Health Care	1 / 1 / 1	178	105,579	177,838.10	0.09%
5020	- Industrial Goods & Services	8 / 8 / 2	2,661	530,563	6,740,115.26	3.59%
3030	- Insurance	1 / 1 / 0	267	209,617	457,646.77	0.24%
4030	- Media	1 / 2 / 0	212	83,737	337,318.86	0.18%
4520	- Personal Care, Drug & Grocery Stores	2 / 0 / 0	294	26,305	310,872.90	0.17%
3510	- Real Estate	6 / 3 / 3	1,769	663,755	2,316,845.61	1.24%
4040	- Retail	6 / 2 / 2	2,467	528,453	7,173,778.02	3.83%
1010	- Technology	6 / 5 / 1	2,217	831,297	5,889,808.86	3.14%
1510	- Telecommunications	2 / 0 / 0	1,521	407,983	7,466,881.98	3.98%
4050	- Travel & Leisure	2 / 3 / 0	4,013	1,907,433	8,187,516.28	4.37%
6510	- Utilities	5 / 0 / 0	7,919	2,080,815	39,670,266.93	21.16%

Top 10 best & worst performing Shares

Main Market

With positive Price change	Closing price	change	With negative Price change	Closing price	change
DAIOS PLASTICS SA (CR)	11.2	7.69% #	TPA SA (CR)	38.3	-4.73% ☒
CPI SA (CR)	0.55	7.42% #	HELLENIQ ENERGY (CR)	9.77	-2.30% ☒
DOMIKI KRITIS SA (CR)	2.87	6.30% #	BANK OF CYPRUS (CR)	9.33	-1.69% ☒
VIOHALCO SA/NV (CB)	19.12	6.22% #	KARELIA (CR)	419	-1.64% ☒
ELVALHALCOR (CR)	5.47	6.21% #	INTERLIFE G.C.I.(CR)	6.4	-1.54% ☒
EVROPI HOLDINGS S.A. (CR)	2.06	5.64% #	IDEAL HOLDINGS (CR)	6.74	-1.46% ☒
EUROBANK (CR)	3.908	5.48% #	FAIS (CR)	3.5	-1.41% ☒
KEKROPS SA (CR)	2.06	4.04% #	ILYDA S.A. (CR)	4.24	-1.39% ☒
ALPHA BANK (CR)	3.714	4.00% #	CENTRIC HOLDINGS (CR)	0.313	-1.26% ☒
IKTINOS HELLAS SA (CR)	0.377	3.57% #	AVE (CR)	0.435	-1.14% ☒
With the highest Transactions Value	Value (thou. €)	change	With the highest Transactions Volume	Volume	change
PPC (CR)	27,586.95	0.79% #	EUROBANK (CR)	4,273,447	5.48% #
PIRAEUS BANK (CR)	24,407.31	2.71% #	ALPHA BANK (CR)	3,573,533	4.00% #
EUROBANK (CR)	16,547.37	5.48% #	CrediaBank (CR)	3,255,170	-0.95% ☒
NATIONAL BANK (CR)	14,145.59	1.67% #	PIRAEUS BANK (CR)	2,833,914	2.71% #
ALPHA BANK (CR)	13,122.68	4.00% #	PPC (CR)	1,353,121	0.79% #
METLEN PLC (CR)	9,606.52	0.81% #	NATIONAL BANK (CR)	989,801	1.67% #
BANK OF CYPRUS (CR)	9,116.95	-1.69% ☒	BANK OF CYPRUS (CR)	966,652	-1.69% ☒
GEK TERNA (CR)	7,701.29	-0.05% ☒	BALLY'S INTRALOT (CR)	941,296	1.70% #
OTE (CR)	7,451.76	0.93% #	ELVALHALCOR (CR)	576,477	6.21% #
JUMBO SA (CR)	6,554.50	1.12% #	Allwyn AG (CR)	498,436	-0.98% ☒

Note: Stocks that are not included in the "Under Supervision" category, and the transactions value is more than 10,000 €.

Derivatives Summary

	Number of Trades	Volume	Open Interest
Index Futures	212	2,348	10,197
FTSE/Athex Banks	0	0	3,434
FTSE/Athex Large Cap	212	2,348	6,763
MSCI GREECE REBASED	0	0	0
Stock Futures	1,804	17,884	1,851,233
ADMIE (IPTO) HOLDING S.A. (CR)	39	1,003	9,095
AEGEAN AIRLINES (CR)	3	11	2,946
AKTOR S.A. HOLDING CO. (CR)	10	41	101,165
Allwyn AG (CR)	242	1,032	9,716
ALPHA BANK (CR)	155	3,147	65,847
ATHENS INTL AIRPORT (CR)	13	21	289
AUTOHELLAS SA (CR)	0	0	123
AVAX S.A. (CR)	7	37	2,906
BALLY'S INTRALOT (CR)	30	1,572	1,343,069
BANK OF CYPRUS (CR)	6	11	995
CC HBC AG (CR)	5	13	404
CENERGY HOLDINGS (CB)	73	405	3,313
CrediaBank (CR)	253	1,929	91,117
ELLAKTOR (CR)	0	0	1,662
ELVALHALCOR (CR)	84	475	4,967
EUROBANK (CR)	85	2,455	39,847
EURONEXT ATHENS (CR)	1	1	335
EYDAP S.A. (CR)	5	16	13,480
FOURLIS (CR)	8	27	3,055
GEK TERNA (CR)	6	14	5,057
HELLENIQ ENERGY (CR)	20	109	3,871
INTRACOM HOLDINGS (CR)	35	406	13,965
JUMBO SA (CR)	44	212	6,292
LAMDA DEVELOPMENT SA (CR)	108	700	25,469
METLEN PLC (CR)	85	285	15,776
MIG (CR)	0	0	185
MOTOR OIL (CR)	13	20	399
NATIONAL BANK (CR)	73	929	15,547
OPTIMA BANK (CR)	4	17	548
OTE (CR)	3	15	884
P.P.A. S.A. (CR)	0	0	42
PIRAEUS BANK (CR)	96	1,482	49,377
PPC (CR)	223	1,269	16,517
QUEST HOLDINGS (CR)	0	0	231
TITAN (CB)	12	38	429
VIOHALCO SA/NV (CB)	63	192	2,313
Index Options	22	204	3,789
FTSE/Athex Large Cap	22	204	3,789
Stock Options	13	155	4,360
Allwyn AG (CR)	0	0	265
ALPHA BANK (CR)	0	0	2,039
NATIONAL BANK (CR)	0	0	399
OTE (CR)	0	0	304
PIRAEUS BANK (CR)	0	0	910
PPC (CR)	13	155	443
Total Derivatives Traded	2,051	20,591	1,869,579

Number of Outstanding Securities	Nominal Value	Dividends [1]			Date of Last Coupon		Note	Shares	Closing price	% change	Previous closing price/date	Open price	Price min	Price max	Last price	Avg price	Last Bid [7]	Last Ask [7]	P/E after tax	Year	Volume	Trades	Transactions Value[8]	Company Mkt Value (thou. €)	Year low	Year high	Sector[4]	
2023	2024	2025	Dividend [2]	Right																								
806,782,473	0.300	1.6123	1.4029	0.5	08/04/2026	25/06/2024	---	Allwyn AG (CR)	12.135	-0.98	€ 12.255	13/05/2026	12.35	12.12	12.445	12.135	12.215	2631@12.13	287@12.19	---	---	498,436	2,678	6,088,321.09	9,790,305.31	12.05	19.0367	40501020
2,315,261,358	0.290	0.026	0.0303	0.0485	01/12/2025	18/04/2017	---	ALPHA BANK (CR)	3.714	4.00	# 3.571	13/05/2026	3.61	3.61	3.714	3.714	3.672	30@3.69	150@3.72	---	---	3,573,533	3,308	13,122,678.03	8,598,880.68	2.95	4.489	30101010
58,492,542	1.00	---	0.1	---	23/06/2025	27/01/2025	---	ALTER EGO MEDIA (CR)	5.72	2.14	# 5.6	13/05/2026	5.69	5.65	5.77	5.72	5.71	450@5.64	99@5.70	---	---	56,746	143	324,036.52	334,577.34	4.88	6.425	40301035
36,353,868	1.00	0.1	0.11	---	01/07/2025	21/08/2023	---	AUSTRIACARD (CB)	9.5	-0.10	€ 9.51	13/05/2026	9.52	9.46	9.54	9.5	9.492	35000@9.50	580@9.51	---	---	364,014	631	3,455,162.08	345,361.75	6.04	9.6	10101010
48,624,764	0.080	0.7	0.85	0.85	24/04/2026	05/12/2022	---	AUTOHELLAS SA (CR)	10.78	-0.55	€ 10.84	13/05/2026	10.94	10.76	10.94	10.78	10.845	324@10.76	1000@10.88	---	---	5,023	77	54,476.70	524,174.96	10.58	13.44	40401030
1,867,802,694	0.300	---	---	---	30/05/2013	10/10/2023	---	BALLY'S INTRALOT (CR)	1.139	1.70	# 1.12	13/05/2026	1.12	1.115	1.14	1.139	1.131	1000@1.13	112150@1.14	---	---	941,296	422	1,064,789.04	2,127,427.27	0.822	1.154	40501020
435,686,031	0.100	---	0.48	0.2	22/09/2025	23/09/2024	---	BANK OF CYPRUS (CR)	9.33	-1.69	€ 9.49	13/05/2026	9.49	9.33	9.58	9.33	9.431	2384@9.33	1170@9.36	---	---	966,652	1,751	9,116,954.08	4,064,950.67	7.94	9.975	30101010
212,384,903	0.08	0.14	---	---	24/06/2025	07/12/2016	---	CENERGY HOLDINGS (CB)	26.1	2.76	# 25.4	13/05/2026	25.5	25.3	26.2	26.1	25.818	8@26.06	1900@26.16	---	2025	176,349	1,349	4,553,051.58	5,543,245.97	15.12	26.2	50202010
373,239,562	6.70	0.93	1.03	---	29/05/2025	29/04/2013	---	CC HBC AG (CR)	48.5	-1.12	€ 49.05	13/05/2026	49.05	48.25	49.05	48.5	48.52	40@48.40	516@48.65	---	---	10,825	184	525,230,708	102,118.76	42.5	55.75	45101020
1,993,012,407	0.050	---	---	---	04/06/2008	16/10/2024	---	CrediaBank (CR)	1.254	-0.95	€ 1.266	13/05/2026	1.28	1.254	1.304	1.254	1.279	16500@1.25	766@1.26	---	---	3,255,170	2,117	4,164,906.38	2,499,237.56	0.871	1.722	30101010
3,631,510,801	0.220	0.0933	0.105	0.0468	06/11/2025	20/05/2019	---	EUROBANK (CR)	3.908	5.48	# 3.705	13/05/2026	3.829	3.804	3.93	3.908	3.872	35476@3.89	4185@3.91	---	---	4,273,447	3,665	16,547,365.18	4,191,944.21	3.162	4.392	30101010
51,889,670	1.00	0.12	0.15	---	27/06/2025	23/07/2019	---	FOURLIS (CR)	4.715	0.53	# 4.69	13/05/2026	4.66	4.65	4.74	4.715	4.683	424@4.65	316@4.72	---	---	25,689	237	120,310.50	244,659.79	4.04	4.98	40401010
305,635,185	2.18	0.9	0.75	0.2	19/01/2026	01/10/2003	---	HELLENIO ENERGY (CR)	9.77	-2.30	€ 10	13/05/2026	9.905	9.77	10.11	9.77	9.914	21@9.77	200@9.90	---	---	210,882	853	2,090,764.79	2,986,055.76	8.4	10.4	60101020
83,600,000	0.690	0.0504	0.1209	---	22/09/2025	02/07/2024	---	INTRACOM HOLDINGS (CR)	3.565	0.42	# 3.55	13/05/2026	3.595	3.56	3.595	3.565	3.579	3682@3.56	410@3.59	---	---	73,025	329	261,330.21	298,034.00	2.685	3.85	10101010
134,365,561	0.880	1.4726	0.5063	---	23/03/2026	05/03/2014	---	JUMBO SA (CR)	21.74	1.12	# 21.5	13/05/2026	21.66	21.64	22.02	21.74	21.778	2780@21.72	178@21.82	---	---	300,971	1,713	6,554,499.76	2,921,107.30	21.22	28.7	40401010
176,736,715	0.300	---	---	---	30/05/2007	27/11/2019	---	LAMDA DEVELOPMENT SA (CR)	6.12	0.66	# 6.08	13/05/2026	6.08	6.08	6.17	6.12	6.121	541@6.12	1180@6.13	---	---	220,779	816	1,351,343.68	1,081,628.70	5.85	7.76	35101010
169,043,561	0.300	---	0.02	---	17/07/2025	28/11/2022	---	LAVIPHARM SA (CR)	1.638	-0.73	€ 1.65	13/05/2026	1.694	1.634	1.696	1.638	1.651	5642@1.64	200@1.65	---	---	98,545	146	162,746.46	276,893.35	0.937	1.724	20103015
143,022,980	1.00	---	---	---	04/08/2025	---	---	METLEN PLC (CR)	39.82	0.81	# 39.5	13/05/2026	39.92	39.54	40.28	39.82	39.785	9171@39.82	45@39.84	---	---	241,458	2,816	9,606,522.74	5,695,175.06	31.9	47.68	65102000
126,502,434	0.500	0.0304	0.0302	---	15/05/2025	28/07/2021	---	PREMIA (CR)	1.394	1.90	# 1.368	13/05/2026	1.374	1.374	1.394	1.394	1.386	150@1.39	2000@1.40	---	---	103,336	196	143,178.55	176,344.39	1.236	1.49	35102000
24,823,934	0.230	0.049	0.0647	---	01/07/2025	08/06/2022	---	PROFILE SA (CR)	7.25	---	~ 7.25	13/05/2026	7.24	7.23	7.31	7.25	7.273	552@7.23	306@7.26	---	---	49,765	161	361,949.55	179,973.52	6	8.12	10101010
70,029,804	1.00	---	---	---	15/05/2025	---	---	QUALCO GROUP (CR)	5.79	1.58	# 5.7	13/05/2026	5.68	5.68	5.79	5.79	5.768	223@5.77	1284@5.79	---	---	48,556	175	280,076.05	405,472.57	5.08	6.73	10101015
35,377,749	0.280	---	---	---	18/07/2005	22/12/2025	---	QUALITY & RELIABILITY SA (CR)	1.2	1.70	# 1.18	13/05/2026	1.19	1.178	1.2	1.2	1.188	600@1.19	1500@1.20	---	---	68,040	86	80,848.15	42,453.30	1	1.43	10101010
78,325,475	0.85	3	---	---	30/06/2025	23/07/2019	---	TITAN (CB)	49.2	2.20	# 48.14	13/05/2026	48.14	48.14	49.2	49.2	48.945	172@48.90	1000@49.20	---	---	22,813	609	1,116,582.62	3,853,613.37	42.6	59	50101030
259,189,761	0.12	0.16	---	---	24/06/2025	26/02/2016	---	VIOHALCO SA/NV (CB)	19.12	6.22	# 18	13/05/2026	18	18	19.16	19.12	18.653	400@19.10	49@19.16	---	---	171,109	1,622	3,191,780.72	4,955,708.23	11.4	19.16	55102015
148,321,516	0.300	0.03	0.07	---	02/09/2025	22/01/2020	---	AVAX S.A. (CR)	3.6	---	~ 3.6	13/05/2026	3.625	3.57	3.64	3.6	3.601	77@3.60	764@3.60	---	---	349,083	521	1,257,074.97	533,957.46	2.79	3.645	50101010
232,000,000	2.12	0.0582	0.1207	0.1207	25/09/2025	19/06/2017	---	ADMIE (IPTO) HOLDING S.A. (CR)	3.37	0.75	# 3.345	13/05/2026	3.345	3.3	3.395	3.37	3.366	1000@3.37	1469@3.38	---	2025	325,649	628	1,096,007.82	781,840.00	2.76	3.395	65101015
90,167,100	0.500	0.7515	0.8041	0.903	28/04/2026	24/05/2021	---	AEGEAN AIRLINES (CR)	11.26	-0.18	€ 11.28	13/05/2026	11.28	11.2	11.51	11.26	11.306	5@11.21	3748@11.26	---	---	40,106	430	453,429.43	1,015,281.55	10.8	15.36	40501010
204,002,463	0.300	---	---	---	12/08/2008	07/01/2025	---	AKTOR S.A. HOLDING CO. (CR)	10.98	0.18	# 10.96	13/05/2026	11.06	10.78	11.08	10.98	10.905	2111@10.96	5043@11.00	---	---	126,264	531	1,376,956.98	2,239,947.04	9.25	11.7	50101010
103,423,291	0.570	---	0.4134	---	25/06/2025	28/08/2024	---	GEK TERNA (CR)	42.06	-0.05	€ 42.08	13/05/2026	42.08	41.78	42.68	42.06	42.091	717@42.04	94@42.10	---	---	182,967	2,469	7,701,292.42	4,349,983.62	25.28	43.44	50101010
369,270,000	2.48	0.25	0.4	---	21/07/2025	12/12/2001	---	PPC (CR)	20.32	0.79	# 20.16	13/05/2026	20.4	20.1	20.7	20.32	20.388	1594@20.30	2965@20.34	---	---	1,353,121	3,804	27,586,953.46	7,503,566.40	16.28	20.7	65101015
309,544,087	1.00	0.33	0.7862	0.6621	22/04/2026	07/02/2024	---	ATHENS INTL AIRPORT (CR)	9.98	-0.50	€ 10.03	13/05/2026	10.03	9.935	10.15	9.98	10.058	772@9.98	69@9.99	---	2025	157,412	539	1,583,277.65	3,089,249.99	9.68	12	50206060
914,715,153	1.00	0.3643	0.4442	0.221	10/11/2025	29/08/2018	---	NATIONAL BANK (CR)	14.32	1.67	# 14.085	13/05/2026	14.26	14.17	14.435	14.32	14.291	2685@14.31	2829@14.33	---	---	989,801	3,213	14,145,593.03	3,098,720.99	12.06	16.005	30101010
27,728,682	0.260	(0.06)	0.065	---	14/07/2025	24/07/2024	---	EKTER SA (CR)	4.58	-0.44	€ 4.6	13/05/2026	4.54	4.535	4.64	4.58	4.594	1000@4.55	255@4.59	---	---	52,176	223	239,714.36	126,997.36	3.28	4.64	50101010
375,241,586	0.390	0.04	0.0901	---	26/06/2025	14/07/2006	---	ELVALHALCOR (CR)	5.47	6.21	# 5.15	13/05/2026	5.15	5.15	5.47	5.47	5.331	1800@5.45	934@5.47	---	---	576,477	1,493	3,072,950.05	2,052,571.48	3.21	5.47	55102015
348,192,005	0.040	---	---	0.5029	22/12/2025	24/03/2025	---	ELLAKTOR (CR)	1.																			

Daily Official List

Year: 147 Trading Day No: 87

Section 2: Analytic Figures of Shares Transactions

Thursday, 14 May, 2026

Number of Outstanding Securities	Nominal Value	Dividends [1]			Date of Last Coupon		Note	Shares	Closing price	% change	Previous closing price/date	Open price	Price min	Price max	Last price	Avg price	Last Bid [7]	Last Ask [7]	P/E after tax	Year	Volume	Trades	Transactions Value[8]	Company Mkt Value (thou. €)	Year low	Year high	Sector[4]	
		2023	2024	2025	Dividend [2]	Right																						
63,700,000	0.780	0.2313	0.3139	0.3952	04/05/2026	13/06/2018	---	GR. SARANTIS S.A. (CR)	15.26	2.14 #	14.94	13/05/2026	14.74	14.74	15.26	15.199	55@15.18	45@15.26	---	---	18,572	227	282,280.44	972,062.00	12.92	15.74	45201020	
221,322,426	1.15	(0.1467)	(0.19)	---	23/06/2025	09/07/2025	---	OPTIMA BANK (CR)	10	1.21 #	9.88	13/05/2026	9.785	9.785	10.07	10	9.984	9945@9.96	344@10.01	---	---	183,929	759	1,836,353.62	2,213,224.26	7.59	10.1	30101010
1,235,953,028	0.930	0.0632	---	---	10/07/2024	03/06/2025	---	PIRAEUS BANK (CR)	8.654	2.71 #	8.426	13/05/2026	8.5	8.48	8.654	8.654	8.613	442@8.59	1857@8.66	---	---	2,833,914	2,893	24,407,313.68	10,695,937.50	6.53	8.99	30101010
Main Market - Medium Liquidity Class																												
13,126,020	0.660	0.1376	0.1713	---	16/12/2025	04/09/2020	---	AS COMPANY SA (CR)	4.54	0.55 #	4.515	13/05/2026	4.52	4.485	4.57	4.54	4.538	500@4.50	1812@4.54	---	---	17,385	72	78,896.69	59,592.13	3.62	4.57	40401030
14,000,000	1.95	0.26	0.5	---	24/06/2025	26/03/2024	---	ALPHA REAL ESTATE (CR)	7.38	-0.27 €	7.4	13/05/2026	7.4	7.38	7.4	7.38	7.387	700@7.22	150@7.40	---	---	3,490	49	25,780.00	103,320.00	6.94	7.58	35101015
3,150,744	0.360	0.563	0.5842	---	27/05/2025	02/06/2020	---	ALPHA TRUST HOLDINGS (CR)	19.9	-0.25 €	19.95	13/05/2026	19.9	19.8	19.9	19.9	19.894	514@19.70	250@19.95	---	---	855	8	17,009.00	62,699.81	11.9	20	30202010
243,164,193	0.300	0.07	0.07	---	12/09/2025	05/12/2023	---	ATTICA HOLDINGS (CR)	1.61	0.12 #	1.608	13/05/2026	1.604	1.59	1.62	1.61	1.604	246@1.60	489@1.61	---	---	34,198	87	54,841.76	391,494.35	1.5	2.06	40501015
178,157,803	0.040	---	---	---	01/07/2008	21/02/2020	---	AVE (CR)	0.435	-1.14 €	0.44	13/05/2026	0.44	0.43	0.44	0.439	0.435	600@0.432	1004@0.437	---	---	25,144	55	10,939.79	77,498.64	0.423	0.49	40301010
47,149,827	2.10	---	0.135	0.2	06/05/2026	27/12/2024	---	BRIQ PROPERTIES (CR)	3.06	-0.65 €	3.08	13/05/2026	3.06	3.05	3.06	3.05	3.06	2000@3.06	320@3.07	---	---	16,016	31	49,001.88	144,278.47	2.86	3.16	35102000
101,123,806	0.360	---	---	---	22/07/2010	28/06/2011	---	CENTRIC HOLDINGS (CR)	0.313	-1.26 €	0.317	13/05/2026	0.319	0.31	0.321	0.313	0.316	1861@0.313	1200@0.318	---	---	62,921	71	19,855.76	31,651.75	0.276	0.42	40203040
784,500	10.00	0.5008	0.4	0.15	02/12/2025	31/07/2018	---	CNL CAPITAL (CR)	6.75	0.75 #	6.7	13/05/2026	6.7	6.7	6.75	6.75	6.709	834@6.70	130@6.75	---	2025	370	5	2,482.50	5,295.38	6.3	7.6	30202010
10,567,700	0.300	---	---	---	06/10/2005	13/02/2002	---	CPI SA (CR)	0.55	7.42 #	0.512	13/05/2026	0.528	0.528	0.558	0.55	0.545	800@0.536	1000@0.556	---	---	30,760	57	16,761.60	5,812.24	0.442	0.646	10102030
18,680,300	0.050	---	---	---	06/07/2022	---	---	DIMAND (CR)	13.15	---	13.15	13/05/2026	13.15	12.95	13.2	13.15	13.109	500@13.10	69@13.15	---	---	15,481	81	202,933.45	245,645.95	10.95	13.5	35101010
15,583,480	0.100	---	0.04	---	07/07/2025	02/02/2026	---	E.I.N.S. (CR)	1.848	3.47 #	1.786	13/05/2026	1.782	1.782	1.866	1.848	1.834	500@1.84	5950@1.85	---	---	74,672	169	136,938.04	28,798.27	1.38	2.115	50205020
60,348,000	0.420	0.2504	0.3025	---	23/06/2025	04/08/2021	---	EURONEXT ATHENS (CR)	7.05	0.71 #	7	13/05/2026	6.95	6.95	7.05	7.05	6.981	101@6.81	2131@7.05	---	---	8,605	82	60,074.06	425,453.40	5.72	7.43	30202015
121,168,897	0.040	---	---	---	07/07/2010	16/01/2024	5160	FRIGOGLASS SA (CR)	0.36	-1.37 €	0.365	13/05/2026	0.36	0.354	0.365	0.36	0.358	488@0.356	11164@0.360	---	2024	18,277	29	6,545.03	43,620.80	0.291	0.5	50204000
56,003,921	1.55	---	---	---	30/08/1993	29/01/2026	---	IDEAL HOLDINGS (CR)	6.74	-1.46 €	6.84	13/05/2026	6.84	6.74	6.85	6.74	6.797	656@6.73	500@6.78	---	---	64,947	317	441,435.99	377,466.43	5.3	6.9	10102030
4,740,000	0.860	---	---	---	14/03/2003	---	---	LOGISMOS S.A. (CR)	2.12	0.95 #	2.1	13/05/2026	2.1	2.1	2.2	2.12	2.139	---	990@2.18	---	2025	14,084	28	30,132.56	10,048.80	1.96	2.58	10101015
17,120,280	0.940	0.12	0.3	---	26/05/2025	26/06/2023	---	LOULIS FOOD (CR)	3.8	0.53 #	3.78	13/05/2026	3.8	3.7	3.8	3.8	3.734	200@3.70	350@3.80	---	---	2,976	18	11,112.02	65,057.06	3.42	4.1	45102020
4,419,616	1.58	0.06	0.13	---	07/07/2025	04/03/2015	---	MEDICON S.A. (CR)	2.54	---	2.54	13/05/2026	2.53	2.53	2.54	2.54	2.539	2270@2.50	90@2.54	---	---	3,212	10	8,154.84	11,225.82	2.32	2.75	20102010
468,700	2.8	2.4	---	---	12/06/2025	21/05/2004	---	MERMEREN KOMB. A.D. PR. (GDR)	31.6	-0.63 €	31.8	13/05/2026	31	31	32	31.6	31.633	2@31.00	5@32.20	---	2025	175	10	5,535.80	14,810.92	31	36.2	55102000
10,500,000	0.950	0.15	0.25	---	04/07/2025	21/07/2023	---	MEVACO SA (CR)	8.86	1.61 #	8.72	13/05/2026	8.76	8.76	8.9	8.86	8.853	100@8.58	116@8.86	---	2025	1,666	14	14,749.74	93,030.00	8.2	9.85	55102015
31,400,000	0.400	---	---	---	26/04/2007	10/05/2023	---	MIG (CR)	3.34	0.60 #	3.32	13/05/2026	3.33	3.315	3.345	3.34	3.326	196@3.32	351@3.34	---	---	5,587	36	18,583.35	104,876.00	2.82	3.85	30202000
153,908,095	0.870	0.0229	0.0248	---	11/09/2025	02/08/2024	---	ORILINA PROPERTIES REIC (CR)	0.88	2.33 #	0.86	13/05/2026	0.864	0.864	0.888	0.88	0.873	2500@0.878	350@0.884	---	---	82,250	119	71,789.90	135,439.12	0.77	0.888	35102000
14,101,683	0.100	0.0526	0.1091	---	03/06/2025	02/11/2021	---	PERFORMANCE TECHNOLOGIES (CR)	9.37	1.85 #	9.2	13/05/2026	9.22	9.22	9.69	9.37	9.436	400@9.34	1641@9.38	---	---	73,073	214	689,510.64	132,132.77	6.62	9.69	10101010
107,222,688	0.440	0.22	0.3	---	23/06/2025	16/03/2022	---	QUEST HOLDINGS (CR)	6.92	-0.86 €	6.98	13/05/2026	7	6.9	7	6.92	6.939	689@6.91	292@6.96	---	---	13,973	96	96,964.99	741,981.00	6.07	7.22	10101010
30,703,824	0.400	0.04	0.0509	---	19/08/2025	06/08/2021	---	REAL CONSULTING (CR)	6.4	-0.31 €	6.42	13/05/2026	6.48	6.38	6.56	6.4	6.465	500@6.36	3702@6.40	---	---	19,610	63	126,775.54	196,504.47	4.95	6.7	10101010
6,456,530	1.08	0.16	0.15	---	21/07/2025	02/08/2010	---	SPACE HELLAS SA (CR)	6.56	0.31 #	6.54	13/05/2026	6.6	6.54	6.8	6.56	6.68	453@6.54	105@6.60	---	---	2,263	27	15,117.76	42,354.84	5.92	8.48	15101010
121,132,042	1.60	0.08	0.1	0.0651	30/12/2025	10/11/2023	---	TRADE ESTATES REIC (CR)	2.01	0.50 #	2	13/05/2026	2.005	2	2.035	2.01	2.017	26483@2.00	500@2.02	---	---	112,704	164	227,373.28	243,475.40	1.81	2.07	35102045
17,513,933	0.300	---	---	---	16/11/1992	09/10/2025	---	UNIBIOS (CR)	2.685	0.94 #	2.66	13/05/2026	2.695	2.67	2.7	2.685	2.689	300@2.68	1138@2.69	---	---	5,624	25	15,122.57	47,024.91	2.13	2.97	50204000
37,975,800	0.600	---	---	---	10/09/2019	01/04/2026	---	YKNOT (CR)	1.32	-0.75 €	1.33	13/05/2026	1.355	1.3	1.365	1.32	1.337	17220@1.32	1950@1.33	---	---	393,397	396	526,134.96	50,128.06	0.7326	1.7394	40501015
32,413,681	0.370	---	---	---	15/07/2009	11/05/2000	---	ALUMIL (CR)	6.09	2.35 #	5.95	13/05/2026	5.99	5.98	6.09	6.09	6.042	500@6.05	843@6.09	---	---	16,260	60	98,235.79	197,399.32	5	6.88	55102035
3,734,164	3.44	0.4954	0.5896	---	14/10/2025	19/07/2022	---	ANDROMEDA SA (CR)	8.88	0.68 #	8.82	13/05/2026	8.88	8.7	8.9	8.88	8.834	100@8.72	219@8.90	---	2025	7,540	37	66,610.98	33,159.38	7.58	9.1	30204000
23,986,500	1.00	---	---	---	26/06/2009	25/08/2025	---	BIOKARPET S.A.(CR)	1.626	0.37 #	1.62	13/05/2026	1.636	1.622	1.646	1.626	1.632	700@1.62	1000@1.63	---	---	17,164	55	28,018.91	39,002.05	1.45	2.06	50101035
6,325,000	0.600	0.145	0.07	---	28/07/2025	17/02/2014	---	VOYATZOGLOU (CR)	2.22	0.45 #	2.21	13/05/2026	2.23	2.17	2.26	2.17	2.22	200@2.15	200@2.18	---	---	3,726	26	8,269.86	14,041.50	1.96	2.44	50205010
24,060,000	0.300	0.075	0.075	---	17/06/2025	01/07/2019	---	GEN. COMMERCIAL & IND.SA (CR)	2.23	-0.45 €	2.24	13/05/2026	2.24	2.15	2.24	2.23</												

Daily Official List

Year: 147 Trading Day No: 87

Section 2: Analytic Figures of Shares Transactions

Thursday, 14 May, 2026

Number of Outstanding Securities	Nominal Value	Dividends [1]			Date of Last Coupon		Note	Shares	Closing price	% change	Previous closing price/date	Open price	Price min	Price max	Last price	Avg price	Last Bid [7]	Last Ask [7]	P/E after tax	Year	Volume	Trades	Transactions Value[8]	Company Mkt Value (thou. €)	Year low	Year high	Sector[4]		
		2023	2024	2025	Dividend [2]	Right																							
34,720,000	0.310	---	---	---	16/06/2010	01/08/2007	---	DROMEAS SA (CR)	0.307	-1.29	€ 0.311	13/05/2026	0.308	0.306	0.312	0.306	0.308	1300@0.305	400@0.310	---	---	10,700	26	3,297.11	10,659.04	0.295	0.39	40202015	
13,673,200	0.420	0.05	0.05	---	19/08/2025	26/07/2001	---	EVROFARMA (CR)	3.8	-1.04	€ 3.84	13/05/2026	3.79	3.74	3.84	3.8	3.788	166@3.80	300@3.82	---	---	3,112	46	11,789.29	51,958.16	3.02	4.07	45102020	
18,146,007	1.00	---	---	---	23/08/2023	10/09/2010	---	ELASTRON (CR)	2.36	0.43	# 2.35	13/05/2026	2.35	2.34	2.36	2.36	2.352	15@2.35	50@2.36	---	---	2,007	14	4,720.66	42,824.58	2.02	2.65	55102010	
23,828,130	0.500	0.108	0.1366	---	14/07/2025	17/02/2009	---	ELINOIL S.A. (CR)	2.19	---	~ 2.19	13/05/2026	2.23	2.19	2.23	2.19	2.209	50@2.17	1982@2.19	---	---	1,260	7	2,782.80	52,183.60	2.1	2.59	60101020	
19,864,886	5.60	0.672	0.672	0.672	23/04/2026	02/07/2008	---	BANK OF GREECE (CR)	14.85	0.34	# 14.8	13/05/2026	14.8	14.65	14.85	14.85	14.711	3375@14.70	957@14.85	---	2025	5,810	42	85,469.60	294,993.56	14.55	17.5	30101010	
26,730,187	0.520	---	0.07	---	09/07/2025	01/08/2017	---	ELTON SA (CR)	1.845	-0.27	€ 1.85	13/05/2026	1.85	1.84	1.865	1.845	1.846	3@1.85	1000@1.86	---	---	24,837	56	45,841.83	49,317.20	1.62	2.22	50205010	
36,300,000	1.12	0.0276	0.055	---	01/07/2025	12/12/2007	---	THESSALONIKA WATER & SEWERAGE	4.305	0.58	# 4.28	13/05/2026	4.285	4.255	4.38	4.305	4.303	752@4.26	651@4.31	---	---	49,904	179	214,720.19	156,271.50	3.4	4.38	65102030	
143,352,325	0.260	---	---	---	29/08/2022	28/04/2025	---	EVROPI HOLDINGS S.A. (CR)	2.06	5.64	# 1.95	13/05/2026	1.95	1.95	2.06	2.06	2.012	1000@2.01	500@2.07	---	---	201,558	233	405,526.83	295,305.79	1.77	2.34	30302025	
86,735,980	0.310	0.02	---	---	22/07/2024	07/09/2023	---	ATHENS MEDICAL CENTER SA (CR)	1.825	0.83	# 1.81	13/05/2026	1.81	1.79	1.825	1.825	1.815	800@1.79	299@1.83	---	---	3,822	22	6,936.80	158,293.16	1.565	2.07	20101010	
114,320,400	0.100	---	---	---	26/11/2021	05/08/2019	---	IKTINOS HELLAS SA (CR)	0.377	3.57	# 0.364	13/05/2026	0.37	0.365	0.3785	0.377	0.374	1000@0.377	4800@0.379	---	---	286,773	301	107,123.35	43,098.79	0.302	0.4535	50101035	
14,111,198	0.450	(0.0133)	0.07	---	31/07/2025	09/01/2025	---	ILYDA S.A. (CR)	4.24	-1.39	€ 4.3	13/05/2026	4.26	4.24	4.3	4.24	4.267	92@4.24	100@4.30	---	2025	11,450	60	48,861.50	59,831.48	3.74	5.52	10101015	
3,417,600	0.100	0.016	---	---	04/07/2024	02/04/2024	---	INTERWOOD-XYLEMPORIA (PR)	0.428	0.94	# 0.424	13/05/2026	0.428	0.428	0.438	0.438	0.428	500@0.418	222@0.436	---	---	1,052	2	450.28	13,634.60	0.4	0.76	50101020	
45,417,399	0.100	---	---	---	25/07/2008	02/04/2024	---	INTERWOOD-XYLEMPORIA (CR)	0.268	2.68	# 0.261	13/05/2026	0.263	0.263	0.27	0.268	0.266	3000@0.261	1700@0.268	---	---	20,350	43	5,419.17	13,634.60	0.201	0.295	50101020	
18,567,912	0.590	0.16	0.201	---	02/07/2025	26/01/2021	---	INTERLIFE G.C.I.(CR)	6.4	-1.54	€ 6.5	13/05/2026	6.58	6.38	6.58	6.4	6.467	250@6.38	3785@6.40	---	2025	8,059	34	52,119.94	118,834.64	0.566	7	30302025	
8,424,900	0.500	---	---	---	12/07/2010	04/07/2019	---	INTERTECH SA (CR)	1.57	0.64	# 1.56	13/05/2026	1.57	1.54	1.57	1.57	1.556	600@1.49	514@1.57	---	2025	3,001	9	4,668.58	13,227.09	0.99	1.615	50205010	
2,760,000	11.83	12.4	14	---	30/05/2025	16/07/1990	---	KARELIA (CR)	419	-1.64	€ 426	13/05/2026	427	415	427	420	421.062	23@420.00	1@421.00	---	---	291	40	122,529.00	1,156,440.00	354	434	45103010	
19,804,134	0.150	---	---	---	01/07/2004	06/11/2017	---	KEKROPS SA (CR)	2.06	4.04	# 1.98	13/05/2026	1.895	1.895	2.14	2.06	2.064	21@2.03	1243@2.06	---	2025	81,580	205	168,412.62	40,796.52	1.53	2.35	35101010	
11,510,102	0.890	---	---	---	24/06/2005	06/10/1999	---	NAFPAKTOS TEXTILE (CR)	1.275	2.82	# 1.24	13/05/2026	1.24	1.225	1.295	1.275	1.265	1122@1.25	116@1.29	---	---	4,704	37	5,952.90	14,675.38	1.175	1.69	55101020	
21,224,340	0.420	---	---	---	06/09/2022	25/04/2006	---	KORDELLOS BROS SA (CR)	0.437	2.82	# 0.425	13/05/2026	0.437	0.437	0.437	0.437	0.437	450@0.418	295@0.435	---	2025	66	1	28.84	9,275.04	0.366	0.554	55102010	
33,065,136	0.380	0.3506	0.4007	---	21/08/2025	16/09/2013	---	KRI-KRI S.A. (CR)	24.5	2.72	# 23.85	13/05/2026	24.35	24	25.15	24.5	24.534	60@23.85	45@24.85	---	2025	17,313	142	424,755.00	810,095.83	19.18	26.15	45102020	
6,200,000	0.500	---	---	---	22/06/2010	01/11/1995	---	MINERVA KNITWEAR (CR)	0.57	-0.87	€ 0.575	13/05/2026	0.595	0.57	0.595	0.57	0.58	499@0.570	245@0.595	---	---	607	6	352.12	3,534.00	0.473	0.772	40204020	
5,939,268	0.620	---	---	---	10/07/2003	03/01/2002	---	LANAKAM SA (CR)	1.47	0.69	# 1.46	13/05/2026	1.47	1.47	1.47	1.47	1.47	100@1.40	100@1.46	---	---	1	1	1.47	8,730.72	0.96	1.47	40401020	
9,819,370	0.500	---	---	---	14/08/2007	09/01/2004	---	MATHIOS REFRACTORY SA (CR)	0.715	-3.38	€ 0.74	13/05/2026	0.72	0.715	0.74	0.715	0.729	141@0.715	695@0.735	---	---	4,375	18	3,189.67	7,020.85	0.59	0.97	55101000	
30,150,000	0.360	0.122	0.1335	---	17/06/2025	25/04/2019	---	MOTODYNAMICS S.A. (CR)	2.57	---	~ 2.57	13/05/2026	2.57	2.55	2.58	2.57	2.568	359@2.53	750@2.58	---	---	13,457	43	34,556.23	77,485.50	2.23	2.7	40401030	
126,431,958	2.50	0.025	0.043	---	03/06/2025	05/06/2024	---	NOVAL PROPERTY REIC (CR)	2.68	---	~ 2.68	13/05/2026	2.67	2.67	2.68	2.68	2.674	40@2.67	12262@2.70	---	2025	11,226	29	30,017.04	338,837.65	2.51	2.92	35102045	
10,080,000	3.00	1.3	2	---	16/05/2025	27/08/2001	---	TPA SA (CR)	38.3	-4.73	€ 40.2	13/05/2026	38.2	37.8	38.4	38.3	38.179	81@38.20	116@38.40	---	---	2,395	77	91,438.80	386,064.00	33.2	40.2	50206060	
25,000,000	2.00	1.336	1.92	---	04/08/2025	08/08/2003	---	P.P.A. S.A. (CR)	38.45	0.13	# 38.4	13/05/2026	38.4	37.9	38.6	38.45	38.412	120@38.15	183@38.45	---	2025	1,087	61	41,753.75	961,250.00	35.4	41.1	50206060	
68,926,799	0.240	---	---	---	07/07/2023	---	---	ONYX TOURISTIKI S.A. (CR)	1.662	0.85	# 1.648	13/05/2026	1.636	1.62	1.662	1.662	1.652	1000@1.66	1996@1.66	---	---	137,463	216	227,152.41	114,556.34	1.33	2.22	40401020	
4,971,466	1.46	---	---	---	04/07/2007	08/10/2003	---	PAIRIS SA (CR)	0.78	-1.27	€ 0.79	13/05/2026	0.772	0.77	0.79	0.78	0.779	200@0.774	100@0.788	---	---	8,033	16	6,255.62	3,877.74	0.6	0.984	50203030	
27,098,594	0.540	0.0702	0.0605	0.0909	21/04/2026	14/01/2021	---	PAPOUTSANIS (CR)	3.78	0.53	# 3.76	13/05/2026	3.79	3.64	3.79	3.78	3.697	153@3.74	400@3.79	---	2025	7,733	67	28,592.46	102,432.69	3.32	4.06	45201020	
7,070,400	0.930	0.8645	0.3242	---	11/07/2025	06/05/2016	---	PETROPOULOS PETROS (CR)	8.16	-0.49	€ 8.2	13/05/2026	8.24	8.16	8.24	8.16	8.195	1250@8.16	100@8.20	---	---	3,090	15	25,322.80	57,694.46	7.58	8.98	50206015	
43,741,452	0.660	0.2388	0.2391	0.07	19/01/2026	01/11/1999	---	THRACE PLASTICS SA (CR)	4.14	1.47	# 4.08	13/05/2026	4.1	4.06	4.145	4.14	4.099	1980@4.11	1008@4.14	---	---	34,654	172	142,051.67	181,089.61	3.55	4.535	50203015	
21,912,599	0.300	0.0485	0.0483	---	29/04/2025	23/02/2007	---	REVOIL (CR)	1.645	0.30	# 1.64	13/05/2026	1.655	1.615	1.655	1.64	1.625	700@1.62	2000@1.65	---	---	10,528	23	17,109.16	36,046.23	1.535	1.86	60101020	
13,582,223	1.35	---	---	---	24/06/2008	02/02/2016	---	SIDMA STEEL (CR)	1.685	-0.59	€ 1.695	13/05/2026	1.72	1.655	1.72	1.69	1.7	100@1.65	2800@1.69	---	---	1,256	11	2,134.82	22,886.05	1.455	2.12	55102010	
40,693,350	5.00	---	---	---	03/07/2006	26/05/2015	---	TECHNICAL OLYMPIC SA (CR)	2.36	-0.42	€ 2.37	13/05/2026	2.39	2.33	2.39	2.36	2.361	492@2.35	1863@2.36	---	---	3,401	27	8,029.89	96,036.31	2.12	2.61	50206030	
3,048,000	0.300	---	---	---	06/07/2007	01/06/2021	---	TZIRAKIAN PROFIL (CR)	1.98	2.33	# 1.935	13/05/2026	1.98	1.915	2.04	1.98	1.95	300@1.93	310@1.98	---	2025	7,850	22	15,310.91	6,035.04	1.42	2.04	55102010	
1,011,000	1.00	---	---	---	01/07/2004	11/12/2012	5193	TRIA ALFA SA (CR)	6.2	---	~ 6.2	13/05/2026	---	---	---	---	---	40@5.75	59@6.00	---	2025	---	---	---	---	6,268.20	4.64	7.5	55101020
45,680,000	1.00	---	0.044	---	19/06/2025	27/03/2025	---	FAIS (CR)	3.5	-1.41	€ 3.55	13/05/2026	3.565	3.465	3.57	3.5	3.52	489@3.48	7820@3.50	---	---	27,244	92	95,908.42	159,880.00	3.34	3.995	40401020	
8,340,750	1.16	---	---	---	25/06/2009	17/09/2018	---	HAIDEMENOS SA (CR)	0.715	---	~ 0.715	13/05/2026	0.715	0.71	0.715	0.71	0.715	2782@0.710	100@0.730	---	2025	422	5	301.62	5,963.64	0.65	0.845	50205030	

Number of Outstanding Securities	Nominal Value	Dividends [1]			Date of Last Coupon		Note	Shares	Closing price	% change	Previous closing price/date	Open price	Price min	Price max	Last price	Avg price	Last Bid [7]	Last Ask [7]	P/E after tax	Year	Volume	Trades	Transactions Value[8]	Company Mkt Value (thou. €)	Year low	Year high	Sector[4]	
		2023	2024	2025	Dividend [2]	Right																						
11,943,624	0.540	0.15	0.165	---	01/07/2025	30/08/2019	---	FLEXOPACK SA (CR)	8.25	---	8.25	13/05/2026	8	8	8	8	8	449@8.00	4396@8.85	---	---	1	1	8.00	98,534.90	7.4	8.6	50203030
244,737,498	0.500	0.02	0.03	0.04	26/03/2026	28/12/2023	---	TRASTOR REAL EST. INV. CO.(CR)	1.235	-0.40	€ 1.24	13/05/2026	1.255	1.205	1.255	1.235	1.223	200@1.19	100@1.25	---	2025	10,557	36	12,906.36	302,250.81	1.15	1.42	35102000
15,300,000	0.300	---	0.01	---	09/10/2025	13/12/1999	---	ATTICA PUBLICATIONS SA (CR)	1.26	-1.18	€ 1.275	13/05/2026	1.26	1.24	1.285	1.265	1.268	220@1.24	1@1.26	---	---	1,847	14	2,342.55	19,278.00	1.17	1.44	40301030
18,810,000	0.400	0.0381	0.0591	---	20/10/2025	14/11/2007	---	VARVERIS - MODA BAGNO SA (CR)	6.96	0.87	# 6.9	13/05/2026	6.9	6.84	7.04	6.96	6.931	30@6.80	749@6.96	---	---	1,085	10	7,519.70	130,917.60	5.16	7.06	40401025
3,307,500	0.210	0.4	0.4	---	23/10/2025	30/11/2022	---	ELVE SA (CR)	5.7	---	5.7	13/05/2026	5.65	5.65	5.65	5.65	5.65	896@5.65	250@5.80	---	2025	100	1	565.00	18,852.75	5	6	40204020
21,364,000	1.12	---	---	---	21/08/2023	08/03/2023	---	LAMPASA HOTEL SA (CR)	46.8	---	46.8	13/05/2026	---	---	---	---	---	68@46.80	50@47.60	---	---	---	---	---	999,835.20	42.2	48.4	40501025
38,566,614	0.500	---	---	---	21/07/2008	07/07/2025	---	MOUZAKIS (CR)	0.5	---	0.5	13/05/2026	---	---	---	---	---	1900@0.498	---	---	---	---	---	---	19,283.31	0.496	0.69	55101020
42,500,000	1.00	0.0383	0.0538	0.3714	06/05/2026	13/09/2023	---	MPLE KEDROS (CR)	4.4	0.23	# 4.39	13/05/2026	4.4	4.4	4.4	4.4	4.4	100@4.39	100@4.41	---	---	1,628	15	7,163.20	187,000.00	4.23	4.51	35102000
6,340,000	0.600	0.2	0.23	0.23	09/12/2025	11/01/2024	---	NAKAS MUSIC	3.32	---	3.32	13/05/2026	3.38	3.36	3.38	3.38	3.379	52@3.34	10@3.38	---	---	135	6	456.14	21,048.80	3.24	3.92	40401030
27,379,200	0.980	0.5001	0.52	---	25/08/2025	29/08/2022	---	CRETE PLASTICS SA (CR)	14.8	---	14.8	13/05/2026	---	---	---	---	---	630@14.70	70@15.60	---	---	---	---	---	405,212.16	13.2	15.9	50203015
255,494,534	2.71	0.247	0.705	0.216	15/12/2025	30/09/2021	---	PRODEA (CR)	5.7	---	5.7	13/05/2026	5.75	5.65	5.75	5.65	5.724	1475@5.65	9230@5.70	---	---	4,708	28	26,946.55	1,456,318.84	5.2	6.5	35102000
4,181,450	0.500	---	---	---	21/08/2000	05/03/2002	---	FLOUR MILLS SARANTOPOULOS SA	1.64	---	1.64	13/05/2026	1.74	1.74	1.74	1.74	1.74	---	398@1.74	---	---	123	1	214.02	6,857.58	1.12	1.74	45102020

Exchange Traded Funds (ETFs)

1,380,078	---	---	---	---	15/06/2016	---	---	ALPHA ETF FTSE Athex Large Cap	58.98	1.18	# 58.29	13/05/2026	59	58.77	59.18	58.98	58.951	500@58.94	83@60.00	---	---	1,762	58	103,872.17	---	51.03	66.71	12003
-----------	-----	-----	-----	-----	------------	-----	-----	--------------------------------	-------	------	---------	------------	----	-------	-------	-------	--------	-----------	----------	-----	-----	-------	----	------------	-----	-------	-------	-------

Surveillance

8,321,682	0.670	---	---	---	17/08/2007	23/11/1999	---	N. LEVENTERIS (CR)	0.278	---	0.278	13/05/2026	---	---	---	---	---	---	8617@0.272	---	2025	---	---	---	2,708.80	0.252	0.32	55102010	
2,160,524	0.670	---	---	---	03/12/2018	23/11/1999	---	N. LEVENTERIS (PR)	0.183	---	0.183	13/05/2026	---	---	---	---	---	---	2624@0.200	---	2025	---	---	---	---	2,708.80	0.165	0.2	55102010

Suspension Status

13,191,620	0.620	---	---	---	04/08/2010	09/09/2002	5232	YALCO - CONSTANTINO (CR)	0.16	---	0.16	30/05/2025	---	---	---	---	---	---	26032@0.162	---	---	---	---	---	---	2,110.66	0.16	0.16	40202020
17,579,754	4.16	---	---	---	18/08/2006	02/08/2010	---	BIOTER SA (CR)	0.206	---	0.206	30/05/2025	---	---	---	---	---	---	---	---	---	---	---	---	---	3,621.43	0.206	0.206	50101010
3,961,300	1.28	---	---	---	29/06/2004	03/08/2000	5248	DUROS SA (CR)	0.25	---	0.25	24/04/2023	---	---	---	---	---	---	---	---	---	---	---	---	---	990.33	0.25	0.25	40204020
15,842,391	1.51	---	---	---	15/07/2009	12/05/2000	5141	BITROS HOLDING SA (CR)	0.51	---	0.51	30/05/2025	---	---	---	---	---	---	---	---	---	---	---	---	---	8,079.62	0.51	0.51	55102010
24,319,250	0.300	---	---	---	09/07/2002	04/07/2007	5165	PROODEFTIKH SA (CR)	0.296	---	0.296	30/04/2026	---	---	---	---	---	---	---	10000@0.360	---	---	---	---	---	7,198.50	0.281	0.5	50101010
28,438,268	0.070	---	---	---	21/08/2006	24/11/1999	5253	SPIROY AGRICULTURE SA (CR)	0.138	---	0.138	30/05/2025	---	---	---	---	---	---	---	---	---	---	---	---	---	3,924.48	0.138	0.138	45102010

Shares' Notes

Code	Note text
()	- Adjusted dividends.
*	- Last adjusted closing price.
[1]	- Net dividends.
[2]	- The "Date of Last Coupon" for New listings refers to the date company's stocks started to trade in Athex
[3]	- The Company Market Value is referred to the number of outstanding shares
[4]	- Sectors codification can be found in Appendix A
[5]	- The Market Value refers to the total number of shares listed (including their several classes) in the exchange by the company.
[6]	- P/E greater than 100
[7]	- Last view of the Order Book before the end of the trading session
[8]	- All Blocks Methods' Transactions Value are included.
5141	- Transfer to the Surveillance Category as of 10/05/2017.
5160	- Transfer to the Surveillance Category as of 15/04/2016.
5165	- Transfer to the Surveillance Category as of 15/02/2018.
5193	- Transfer to the Surveillance Category as of 25/10/2018.
5232	- Transfer to the Under Surveillance Category from 08/04/2011.
5248	- Transfer to the Surveillance Category as of 06/09/20116.
5253	- Transfer to the Surveillance Category as of 14/5/2021.

Securities Blocks Details

Securities	Block Volume	Price	Block Trade Value	Time of approval	Note
PERFORMANCE TECHNOLOGIES (CR)	40,000	9.40	376,000.00	10:36:56	20
EVROPI HOLDINGS S.A. (CR)	31,000	1.99	61,690.00	11:01:44	20
PPC (CR)	67,500	20.44	1,379,700.00	11:10:15	20
PPC (CR)	67,500	20.46	1,381,050.00	11:10:43	20
ATHENS INTL AIRPORT (CR)	100,000	10.08	1,008,000.00	12:33:38	20
AVAX S.A. (CR)	36,194	3.61	130,569.86	12:44:56	20
PIRAEUS BANK (CR)	150,000	8.57	1,285,800.00	13:20:11	20
PIRAEUS BANK (CR)	215,000	8.59	1,846,420.00	13:23:28	20
NATIONAL BANK (CR)	100,000	14.28	1,427,500.00	13:25:52	20
ALPHA BANK (CR)	200,000	3.63	726,200.00	14:02:51	20
BANK OF CYPRUS (CR)	50,000	9.50	475,000.00	14:41:03	20
BANK OF CYPRUS (CR)	50,000	9.50	475,000.00	14:41:46	20
PPC (CR)	45,000	20.30	913,500.00	15:32:52	20
QUALCO GROUP (CR)	3,000	5.95	17,850.00	16:25:47	18
QUALCO GROUP (CR)	1,000	5.95	5,950.00	16:26:25	18
QUALCO GROUP (CR)	100	5.95	595.00	16:27:00	18
PPC (CR)	114,564	20.34	2,330,231.76	17:00:54	20
PIRAEUS BANK (CR)	680,000	8.65	5,884,720.00	17:19:59	20

Blocks Notes

- 9 - Method 6-1 / Special Fees
- 10 - Method 6-1 / Special Fees, SDS
- 14 - Method 6-3 / Settlement, Incomplete Buy and Sell
- 18 - Method 6-2 / SPOT 1
- 19 - Method 6-2 / SPOT 2
- 20 - Method 6-1 and Method 6-1 Same Day Settlement
- 21 - Other Pre-agreed

Shares Rights Details

Occured date	Exercise from	Exercise until	Trading until	Rights	Price min	Price max	Closing price	Last Bid	Last Ask	Volume	Trades	Transactions Value
--------------	---------------	----------------	---------------	--------	-----------	-----------	---------------	----------	----------	--------	--------	--------------------

No Rights Transactions.

Forced Sales Details

Securities	Category of Security	Transactions Volume	Number of Trades	Transactions Value	Note
------------	----------------------	------------------------	---------------------	-----------------------	------

No Forced Transactions.

Forced Sales Notes

- 1 - Compulsory Public Forced Sales
- 2 - Forced Sales of Fixed Registered Shares
- 3 - Forced Sales of Remaining Fractional Shares

Exchange Traded Funds (ETFs) Characteristics

	Transactions Date (T)	Creation / Redemption	Units (T-1)	New Units (T-1)	Redemption Units (T-1)	Units (T) [1]	Fund Assets [2]	Net Unit Price	Dividend per Unit	Dividend Date
ALPHA ETF FTSE Athex Large Cap	14/05/2026	5,000	1,380,078	---	---	1,380,078	80,064,540.00	58.0145	1.15	01/07/2025

ETFs Notes

[1] - Units (T) = Units (T-1) + New Units (T-1) - Redemption Units (T-1)

[2] - The Creation / Redemption Units of T-1 are included.

Non Convertible Corporate Bonds - Regulated Market

Num Listed Bonds	Nominal price	Issue price	Today's Rate	Exp. Date	Duration (years)	Note	Coupon		Trading Unit	Corporate Bonds	Accrued Int.	Yield.T.Mat	Price min	Price max	Closing price	Previous closing price/date	Volume	Transactions Value	Last order		Date	ear min	Year max	
							Common	Preferred											Price	Buy / Sell				
250,000	1,000.00	1,000.00	3.75	25/02/2033	7	---	1	---	1	CAPITAL CLEAN ENERGY CARRIERS CORP. (Non Convert)	8.5417	3.9290	98.8000	98.8850	98.8592	98.7500	13/05/2026	49,000	48,859.54	98.7100	B	14/05/2026	95.0002	99.9895
320,000	1,000.00	1,000.00	3.40	21/07/2027	7	---	12	---	1	LAMDA DEVELOPMENT S.A. (Non Convertible)	11.0500	3.3520	99.0000	99.4200	99.2781	99.3000	13/05/2026	64,000	64,245.19	99.2000	B	14/05/2026	97.5000	100.0000
200,000	1,000.00	1,000.00	1.90	23/03/2028	7	---	11	---	1	MOTOR OIL CORINTH REFINERIES SA (Non Convertible)	2.9556	3.4670	96.3000	97.0000	96.6171	96.9390	13/05/2026	563,000	545,617.98	96.7500	B	14/05/2026	96.3000	98.0000
150,000	1,000.00	1,000.00	2.60	22/10/2026	7	---	14	---	1	TERNA ENERGY FINANCE S.A. (Non Convertible)	1.8778	3.9190	99.1030	99.6000	99.1221	99.6460	12/05/2026	52,000	51,641.14	99.1030	B	14/05/2026	98.4189	99.7900
100,000	1,000.00	1,000.00	2.80	25/01/2027	5	---	9	---	1	PREMIA S.A. (Non Convertible)	8.7111	3.7820	99.0000	99.0100	99.0000	99.0000	13/05/2026	17,000	16,978.49	99.0000	B	14/05/2026	97.7000	99.5000
500,000	1,000.00	1,000.00	4.00	10/07/2030	7	---	6	---	1	METLEN ENERGY & METALS S.A. (Non Convertible)	14.0000	3.6060	99.8301	100.1500	99.9167	99.9440	13/05/2026	250,000	253,291.81	100.0000	B	14/05/2026	98.3000	101.4000
99,697	1,000.00	1,000.00	5.50	15/12/2028	5	---	5	---	1	IDEAL HOLDINGS S.A. (Non Convertible)	23.5278	3.7420	103.0000	103.0000	103.0000	103.0000	13/05/2026	10,000	10,535.28	102.8500	B	14/05/2026	101.4645	104.1000
500,000	1,000.00	1,000.00	3.80	18/11/2032	7	---	1	---	1	LAMDA DEVELOPMENT S.A. (Non convertible)	---	4.1080	97.5000	98.1500	98.0000	98.2000	13/05/2026	195,000	190,956.40	97.8500	B	14/05/2026	96.7229	99.9999
140,000	1,000.00	1,000.00	4.70	15/12/2030	5	---	1	---	1	AKTOR S.A. (Non convertible)	20.1056	4.1900	101.5020	101.7800	101.6690	101.5010	13/05/2026	5,000	5,183.98	101.5500	B	14/05/2026	100.6000	103.4900
500,000	1,000.00	1,000.00	2.75	03/07/2027	7	---	12	---	1	GEK TERNA S.A. (Non Convertible)	10.1597	3.2920	98.5000	99.0200	98.8000	98.6300	13/05/2026	103,000	102,735.45	98.5010	B	14/05/2026	97.7500	99.5000
150,000	1,000.00	1,000.00	4.10	08/04/2033	7	---	1	---	1	PREMIA REIC (Non Convertible)	4.5556	4.2010	99.3600	99.3600	99.3600	99.3600	12/05/2026	8,000	7,985.24	99.2000	B	14/05/2026	98.8220	100.3700
250,000	1,000.00	1,000.00	3.70	04/07/2032	7	---	2	---	1	AEGEAN AIRLINES S.A. (Non Convertible)	13.6694	3.6770	99.0000	99.6500	99.5167	99.3040	13/05/2026	12,000	12,106.03	98.0117	B	14/05/2026	98.0875	102.0999
300,000	1,000.00	1,000.00	2.30	20/07/2028	7	---	10	---	1	PRODEA REIC S.A.(Non Convertible)	7.5389	2.8000	97.6000	98.5000	98.3000	98.5790	13/05/2026	98,000	96,725.44	98.3000	B	14/05/2026	95.0000	99.9510
250,000	1,000.00	1,000.00	2.45	16/11/2028	7	---	9	---	1	ELVALHALCOR S.A. (Non Convertible)	---	3.5520	96.1500	96.5000	96.5000	96.4440	13/05/2026	69,000	66,545.30	96.4000	B	14/05/2026	94.9873	99.0000
120,000	1,000.00	1,000.00	2.65	06/12/2028	7	---	9	---	1	NOVAL PROPERTY REIC (Non Convertible)	11.8514	3.7620	96.2700	96.3000	96.3000	96.8350	13/05/2026	38,000	37,038.35	95.8600	B	14/05/2026	95.0000	99.9900
300,000	1,000.00	1,000.00	2.30	14/12/2028	7	---	9	---	1	GEK TERNA S.A. (Non Convertible)	9.8389	3.4310	96.4000	96.6000	96.4262	96.4590	13/05/2026	21,000	20,456.12	96.4200	B	14/05/2026	95.0000	97.2100
100,000	1,000.00	1,000.00	2.95	11/02/2027	5	---	9	---	1	SAFE BULKERS PARTICIPATIONS PLC (Non Convertible)	7.8667	3.3890	99.2500	99.4000	99.3563	99.7900	13/05/2026	8,000	8,011.43	99.3000	B	14/05/2026	97.8500	99.9201
100,000	1,000.00	1,000.00	4.40	26/07/2029	7	---	8	---	1	CPLP SHIPPING HOLDINGS PLC (Non Convertible)	13.6889	3.6290	100.0000	100.4500	100.4500	100.3500	13/05/2026	12,000	12,191.27	100.2500	B	14/05/2026	100.1065	102.8500
200,000	1,000.00	1,000.00	4.25	23/01/2029	5	---	5	---	1	AUTOHELLAS S.A. (Non Convertible)	13.5764	3.6900	99.5500	100.4800	100.4800	100.2240	13/05/2026	47,000	47,524.92	100.0010	B	14/05/2026	99.5000	102.0000

Corporate Bonds Notes

Transactions Volume = (Pieces) * (Nominal Price). Transactions Value = (Pieces) * (Nominal Price) * (price %) + (Accrued interest).

The price of a Bond is stated as a percentage (%) of Bond's Nominal Price.

Nominal Price in Euros (€), except if it is noted differently.

Non Convertible Corporate Bonds - Regulated Market

Num Listed Bonds	Nominal price	Issue price	Today's Rate	Exp. Date	Duration (years)	Note	Coupon		Trading Unit	Corporate Bonds	Accrued Int.	Yield.T.Mat	Price min	Price max	Closing price	Previous closing price/date	Volume	Transactions Value	Last order		ear min	Year max		
							Common	Preferred											Price	Buy / Sell			Date	
130,000	1,000.00	1,000.00	6.00	27/02/2029	5	---	5	---	1	INTRALOT S.A. (Non Convertible)	13.3333	4.4760	102.3000	102.4000	102.3188	102.3600	13/05/2026	83,000	86,046.08	102.3100	B	14/05/2026	101.0000	104.5000
500,000	1,000.00	1,000.00	3.20	29/09/2032	7	---	2	---	1	GEK TERNA S.A. (Non Convertible)	4.3556	3.7290	96.2000	97.1000	96.8500	96.9500	13/05/2026	82,000	79,750.75	96.4000	B	14/05/2026	94.0000	99.3790

Corporate Bonds Notes

Transactions Volume = (Pieces) * (Nominal Price). Transactions Value = (Pieces) * (Nominal Price) * (price %) + (Accrued interest).

The price of a Bond is stated as a percentage (%) of Bond's Nominal Price.

Nominal Price in Euros (€), except if it is noted differently.

Government Bonds

Number Listed Bonds	Nominal price	Today's Rate	Accrued Interest Calc	Exp. Date [1]	Duration (years)	Note	Coupons Date	Curr. coupon value	Trading Unit	Government Bonds	Price min	Price max	Closing price	Previous closing price/date	Volume	Transactions Value	Price	Last order Buy / Sell	Date
4,000,000	1,000.00	4.13	Actual/Actual	15/06/2054	30	---	15/06	4.13	1	GGB-FXD-150654-30Y-4.125-1.000	---	---	---	---	---	---	---	---	---
4,700,000	1,000.00	1.88	Actual/Actual	04/02/2035	15	---	04/02	1.88	1	GGB-FXD-040235-15Y-1.875-1.000	---	---	---	---	---	---	---	---	---
6,000,000	1,000.00	0.75	Actual/Actual	18/06/2031	10	---	18/06	0.75	1	GGB-FXD-180631-10Y-0.750-1.000	---	---	---	---	---	---	---	---	---
3,600,000	1,000.00	3.88	Actual/Actual	15/06/2028	5	---	15/06	3.88	1	GGB-FXD-150628-05Y-3.875-1.000	---	---	---	---	---	---	---	---	---
5,962,747,327	1.00	3.75	Actual/Actual	30/01/2028	10	---	/02 - 02/02 - 31/	3.75	1	GGB-FXD-300128-10Y-3.750-1.000	---	---	---	85.4610 13/07/2018	---	---	1.0000	B	28/11/2018
7,067,309,386	1.00	3.90	Actual/Actual	30/01/2033	15	---	/02 - 02/02 - 31/	3.90	1	GGB-FXD-300133-15Y-3.900-1.000	---	---	---	78.6730 13/07/2018	---	---	1.0000	B	28/11/2018
5,622,848,349	1.00	4.00	Actual/Actual	30/01/2037	19	---	/02 - 02/02 - 31/	4.00	1	GGB-FXD-300137-19Y-4.000-1.000	---	---	---	77.0370 13/07/2018	---	---	1.0000	B	28/11/2018
5,476,770,669	1.00	4.20	Actual/Actual	30/01/2042	24	---	/02 - 02/02 - 31/	4.20	1	GGB-FXD-300142-24Y-4.200-1.000	---	---	---	77.7640 13/07/2018	---	---	1.0000	B	28/11/2018
4,950,000	1,000.00	3.38	Actual/Actual	15/06/2034	10	---	15/06	3.38	1	GGB-FXD-150634-10Y-3.375-1.000	---	---	---	---	---	---	---	---	---
41,118,344	1.00	4.30	Actual/Actual	24/02/2027	15	---	24/02	4.30	1	GGB-FXD-240227-15Y-2.000-1.000	---	---	---	10.0000 22/06/2015	---	---	---	---	---
45,137,734	1.00	4.30	Actual/Actual	24/02/2028	16	---	24/02	4.30	1	GGB-FXD-240228-16Y-2.000-1.000	---	---	---	10.0000 22/06/2015	---	---	---	---	---
61,768,888	1.00	4.30	Actual/Actual	24/02/2029	17	---	24/02	4.30	1	GGB-FXD-240229-17Y-2.000-1.000	---	---	---	10.0000 22/06/2015	---	---	---	---	---
54,567,744	1.00	4.30	Actual/Actual	24/02/2030	18	---	24/02	4.30	1	GGB-FXD-240230-18Y-2.000-1.000	---	---	---	10.0000 22/06/2015	---	---	---	---	---
37,541,515	1.00	4.30	Actual/Actual	24/02/2031	19	---	24/02	4.30	1	GGB-FXD-240231-19Y-2.000-1.000	---	---	---	10.0000 22/06/2015	---	---	---	---	---
37,558,317	1.00	4.30	Actual/Actual	24/02/2032	20	---	24/02	4.30	1	GGB-FXD-240232-20Y-2.000-1.000	---	---	---	10.0000 22/06/2015	---	---	---	---	---
37,473,732	1.00	4.30	Actual/Actual	24/02/2033	21	---	24/02	4.30	1	GGB-FXD-240233-21Y-2.000-1.000	---	---	---	10.0000 22/06/2015	---	---	---	---	---
33,888,293	1.00	4.30	Actual/Actual	24/02/2034	22	---	24/02	4.30	1	GGB-FXD-240234-22Y-2.000-1.000	---	---	---	10.0000 22/06/2015	---	---	---	---	---
35,177,800	1.00	4.30	Actual/Actual	24/02/2035	23	---	24/02	4.30	1	GGB-FXD-240235-23Y-2.000-1.000	---	---	---	10.0000 22/06/2015	---	---	---	---	---
35,547,268	1.00	4.30	Actual/Actual	24/02/2036	24	---	24/02	4.30	1	GGB-FXD-240236-24Y-2.000-1.000	---	---	---	10.0000 22/06/2015	---	---	---	---	---
40,246,306	1.00	4.30	Actual/Actual	24/02/2037	25	---	24/02	4.30	1	GGB-FXD-240237-25Y-2.000-1.000	---	---	---	10.0000 22/06/2015	---	---	---	---	---
37,643,952	1.00	4.30	Actual/Actual	24/02/2038	26	---	24/02	4.30	1	GGB-FXD-240238-26Y-2.000-1.000	---	---	---	10.0000 22/06/2015	---	---	---	---	---
36,977,100	1.00	4.30	Actual/Actual	24/02/2039	27	---	24/02	4.30	1	GGB-FXD-240239-27Y-2.000-1.000	---	---	---	10.0000 22/06/2015	---	---	---	---	---
41,615,000	1.00	4.30	Actual/Actual	24/02/2040	28	---	24/02	4.30	1	GGB-FXD-240240-28Y-2.000-1.000	---	---	---	10.0000 22/06/2015	---	---	---	---	---
42,227,208	1.00	4.30	Actual/Actual	24/02/2041	29	---	24/02	4.30	1	GGB-FXD-240241-29Y-2.000-1.000	---	---	---	10.0000 22/06/2015	---	---	---	---	---
68,288,487	1.00	4.30	Actual/Actual	24/02/2042	30	---	24/02	4.30	1	GGB-FXD-240242-30Y-2.000-1.000	---	---	---	10.0000 22/06/2015	---	---	---	---	---
4,700,000	1,000.00	3.88	Actual/Actual	12/03/2029	10	---	12/03	3.88	1	GGB-FXD-120329-10Y-3.875-1.000	---	---	---	---	---	---	100.0000	B	15/10/2019
5,500,000	1,000.00	1.50	Actual/Actual	18/06/2030	10	---	18/06	1.50	1	GGB-FXD-180630-10Y-1.500-1.000	---	---	---	---	---	---	---	---	---
5,500,000	1,000.00	4.38	Actual/Actual	18/07/2038	15	---	18/07	4.38	1	GGB-FXD-180738-15Y-4.375-1.000	---	---	---	---	---	---	---	---	---
40,000	1,000.00	2.72	FLR Actual/360	18/09/2026	1	---	18/09 - 18/03	---	1	GGB-FLT-180926-01Y-2.717-1.000	---	---	---	---	---	---	---	---	---
4,550,000	1,000.00	3.38	Actual/Actual	16/06/2036	10	---	16/06	3.38	1	GGB-FXD-160636-10Y-3.375-1000.00	---	---	---	---	---	---	---	---	---
5,364,250	1,000.00	3.25	Actual/Actual	20/03/2050	30	---	20/03	3.25	1	GGB-FXD-200350-30Y-3.250-1.000	---	---	---	---	---	---	---	---	---
4,500,000	1,000.00	3.63	Actual/Actual	15/06/2035	10	---	15/06	3.63	1	GGB-FXD-150635-10Y-3.625-1000.00	---	---	---	---	---	---	---	---	---
3,924,361	1,000.00	2.00	Actual/Actual	22/04/2027	7	---	22/04	2.00	1	GGB-FXD-220427-07Y-2.000-1.000	---	---	---	---	---	---	99.9000	B	22/04/2020
2,298,012	1,000.00	1.88	Actual/Actual	23/07/2026	7	---	23/07	1.88	1	GGB-FXD-230726-07Y-1.875-1.000	---	---	---	---	---	---	---	---	---
4,900,000	1,000.00	4.25	Actual/Actual	15/06/2033	10	---	15/06	4.25	1	GGB-FXD-150633-10Y-4.250-1.000	---	---	---	---	---	---	---	---	---

Government Bonds Notes

Transactions Volume = (Pieces) * (Nominal Price). Transactions Value = (Pieces) * (Nominal Price) * (price %) + (Accrued interest).

The Value of current coupon for the issues with NV 0.01 euro refers to NV 100 euros

FLR: Floating Interest Rate.

[1] - The Expiration Date of the interest bearing period and the Date for coupon payment.

Government Bonds

Number Listed Bonds	Nominal price	Today's Rate	Accrued Interest Calc	Exp. Date [1]	Duration (years)	Note	Coupons Date	Curr. coupon value	Trading Unit	Government Bonds	Price min	Price max	Closing price	Previous closing price/date	Volume	Transactions Value	Price	Last order Buy / Sell	Date
3,500,000	1,000.00	1.88	Actual/Actual	24/01/2052	30	---	24/01	1.88	1	GGB-FXD-240152-30Y-1.875-1.000	---	---	---	---	---	---	---	---	---
3,700,000	1,000.00	1.75	Actual/Actual	18/06/2032	10	---	18/06	1.75	1	GGB-FXD-180632-10Y-1.750-1.000	---	---	---	---	---	---	---	---	---
2,200,000	1,000.00	1.13	FLR Actual/360	15/12/2027	5	---	- 15/03 - 15/09 -	---	1	GGB-FLT-151227-05Y-1.130-1.000	---	---	---	---	---	---	102.1600	B	30/12/2022

Government Bonds Notes

Transactions Volume = (Pieces) * (Nominal Price). Transactions Value = (Pieces) * (Nominal Price) * (price %) + (Accrued interest).

The Value of current coupon for the issues with NV 0.01 euro refers to NV 100 euros

FLR: Floating Interest Rate.

[1] - The Expiration Date of the interest bearing period and the Date for coupon payment.

Treasury Bills & Zero Coupon Government Bonds

Issue Date	13-Week Maturity									26-Week Maturity									52-Week Maturity								
	Exp. Date	Initial Rate	Num Listed Bonds	Nominal price	Issue price	Last Trade Price	Last Trade Date	Volume Traded	Note	Exp. Date	Initial Rate	Num Listed Bonds	Nominal price	Issue price	Last Trade Price	Last Trade Date	Volume Traded	Note	Exp. Date	Initial Rate	Num Listed Bonds	Nominal price	Issue price	Last Trade Price	Last Trade Date	Volume Traded	Note
06/06/2025	---	---	---	---	---	---	---	---	---	---	---	---	---	---	---	---	---	---	06/06/2026	1.84	600,000	1,000.00	981.74	---	---	---	---
05/09/2025	---	---	---	---	---	---	---	---	---	---	---	---	---	---	---	---	---	---	04/09/2026	1.97	600,000	1,000.00	0.00	---	---	---	---
05/12/2025	---	---	---	---	---	---	---	---	---	---	---	---	---	---	---	---	---	---	04/12/2026	2.03	600,000	1,000.00	997.90	---	---	---	---
06/03/2026	---	---	---	---	---	---	---	---	---	---	---	---	---	---	---	---	---	---	05/03/2027	1.97	500,000	1,000.00	980.45	---	---	---	---

Bonds in Circulation	Currency / Min nominal traded Value	Coupons Payment Date	Current Coupon Value	Note	Coupon	Trading Unit	Issue Date	Duration (years)	Today's Interest	A.I.C in days	Bonds	Last price of previous days		Last Outcry in Cash (euro)			Trades in Pieces	Life min	Life Max
												Price	Buy / Sell	Price	Buy / Sell	Date			
Corporate Bonds in Foreign Currency and Euro																			
103,746	GBP / 10	01/12	0.25	---	67	1	01/12/1930	98	2.5	360	National Mortgage Bank	2.27	05/02/1996	2.27	S	05/02/1996	---	2.27	2.27
0	GBP / 10	01/12	0.25	---	69	1	01/12/1928	100	2.5	360	National Mortgage Bank	---	---	---	---	---	---	---	---

Government Bonds Notes

A.I.C: Accrued Interest Calculation base.

FLR: Floating Interest Rate.

The minimum tradeable Nominal Value for all Demeterialised Government Titles is 100 Euros.

(μτφρ-0)

Underlying Asset				Derivatives Market													
Price max	Price min	Closing price	change	Delivery Month	Open price	Price max	Price min	Last price	Closing price	Last Bid	Last Ask	Fixing price*	Life high	Life low	Trades	Volume	Open Interest
FTSE/Athex Large Cap				(Trade Unit: 1 Index Point x 2E, Cash Settlement)													
5,838.78	5,749.84	5,834.33	1.47%	May 2026	5,815.00	5,830.00	5,798.00	5,830.00	5,830.00	---	---	---	5,911.00	---	96	1,182	1,752
				June 2026	5,790.00	5,830.00	5,765.00	5,805.00	5,805.00	---	---	---	5,868.00	---	115	1,146	4,940
				July 2026	5,758.25	5,758.25	5,758.25	5,758.25	5,758.25	---	---	---	5,758.25	---	1	20	71
				September 2026	---	---	---	---	5,790.75	---	---	---	---	---	---	---	---
				December 2026	---	---	---	---	5,819.75	---	---	---	---	---	---	---	---
				March 2027	---	---	---	---	5,848.75	---	---	---	---	---	---	---	---
FTSE/Athex Banks				(Trade Unit: 1 Index Point x 15E, Cash Settlement)													
2,629.60	2,558.20	2,629.15	2.77%	June 2026	---	---	---	---	2,536.50	---	---	---	2,708.00	---	---	---	3,434
				September 2026	---	---	---	---	2,576.50	---	---	---	---	---	---	---	---
				December 2026	---	---	---	---	2,589.25	---	---	---	---	---	---	---	---
				March 2027	---	---	---	---	2,602.25	---	---	---	---	---	---	---	---
MSCI GREECE REBASED				(Trade Unit: 1 Index Point x 2E, Cash Settlement)													
9,202.67	8,966.93	9,202.67	2.63%	May 2026	---	---	---	---	8,974.00	---	---	---	9,484.25	---	---	---	---
				June 2026	---	---	---	---	8,930.75	---	---	---	9,252.00	---	---	---	---
				July 2026	---	---	---	---	8,999.25	---	---	---	---	---	---	---	---
				August 2026	---	---	---	---	9,016.75	---	---	---	---	---	---	---	---
				September 2026	---	---	---	---	9,030.75	---	---	---	---	---	---	---	---
				October 2026	---	---	---	---	9,044.75	---	---	---	---	---	---	---	---
				December 2026	---	---	---	---	9,076.00	---	---	---	---	---	---	---	---
				March 2027	---	---	---	---	9,121.25	---	---	---	---	---	---	---	---

Derivatives notes - <https://athens.euronext.com/el/market-data/statistics/eod-closing-prices>

Fixing prices and final open positions can be retrieved from the following path <http://www.athexgroup.gr/en/market-data/statistics/eod-closing-prices>

Underlying Asset				Derivatives Market													
Price max	Price min	Closing price	change	Delivery Month	Open price	Price max	Price min	Last price	Closing price	Last Bid	Last Ask	Fixing price*	Life high	Life low	Trades	Volume	Open Interest
ADMIE (IPTO) HOLDING S.A. (CR) (Contract Size: 100 Securities, Physical Delivery)																	
3.395	3.3	3.37	0.75%	June 2026	3.36	3.41	3.35	3.41	3.41	---	---	---	3.41	---	39	1,003	9,075
				September 2026	---	---	---	---	3.36	---	---	---	3.35	---	---	---	20
				December 2026	---	---	---	---	3.39	---	---	---	---	---	---	---	---
				March 2027	---	---	---	---	3.40	---	---	---	---	---	---	---	---
AEGEAN AIRLINES (CR) (Contract Size: 100 Securities, Physical Delivery)																	
11.51	11.2	11.26	-0.18%	June 2026	11.39	11.40	11.30	11.30	11.30	---	---	---	15.15	---	3	11	2,946
				September 2026	---	---	---	---	11.36	---	---	---	---	---	---	---	---
				December 2026	---	---	---	---	11.42	---	---	---	---	---	---	---	---
				March 2027	---	---	---	---	11.47	---	---	---	---	---	---	---	---
AKTOR S.A. HOLDING CO. (CR) (Contract Size: 100 Securities, Physical Delivery)																	
11.08	10.78	10.98	0.18%	June 2026	11.04	11.04	10.92	10.95	10.95	---	---	---	11.56	---	10	41	101,165
				September 2026	---	---	---	---	11.04	---	---	---	---	---	---	---	---
				December 2026	---	---	---	---	11.09	---	---	---	---	---	---	---	---
				March 2027	---	---	---	---	11.15	---	---	---	---	---	---	---	---
Allwyn AG (CR) (Contract Size: 100 Securities, Physical Delivery)																	
12.445	12.12	12.135	-0.98%	June 2026	12.48	12.55	12.18	12.20	12.20	---	---	---	15.54	---	242	1,032	9,716
				September 2026	---	---	---	---	12.34	---	---	---	---	---	---	---	---
				December 2026	---	---	---	---	12.40	---	---	---	---	---	---	---	---
				March 2027	---	---	---	---	12.47	---	---	---	---	---	---	---	---
ALPHA BANK (CR) (Contract Size: 100 Securities, Physical Delivery)																	
3.714	3.61	3.714	4.00%	June 2026	3.63	3.73	3.63	3.72	3.72	---	---	---	4.50	---	155	3,147	65,845
				September 2026	---	---	---	---	3.57	---	---	---	3.62	---	---	---	2
				December 2026	---	---	---	---	3.61	---	---	---	---	---	---	---	---
				March 2027	---	---	---	---	3.63	---	---	---	---	---	---	---	---
ATHENS INTL AIRPORT (CR) (Contract Size: 100 Securities, Physical Delivery)																	
10.15	9.935	9.98	-0.50%	June 2026	10.07	10.07	10.00	10.00	10.00	---	---	---	11.47	---	13	21	289
				September 2026	---	---	---	---	10.10	---	---	---	---	---	---	---	---
				December 2026	---	---	---	---	10.15	---	---	---	---	---	---	---	---
				March 2027	---	---	---	---	10.20	---	---	---	---	---	---	---	---
AUTOHELLAS SA (CR) (Contract Size: 100 Securities, Physical Delivery)																	
10.94	10.76	10.78	-0.55%	June 2026	---	---	---	---	10.15	---	---	---	11.60	---	---	---	123
				September 2026	---	---	---	---	10.92	---	---	---	---	---	---	---	---
				December 2026	---	---	---	---	10.97	---	---	---	---	---	---	---	---
				March 2027	---	---	---	---	11.03	---	---	---	---	---	---	---	---

Derivatives notes - <https://athens.euronext.com/el/market-data/statistics/eod-closing-prices>

Fixing prices and final open positions can be retrieved from the following path <http://www.athexgroup.gr/en/market-data/statistics/eod-closing-prices>

Underlying Asset				Derivatives Market													
Price max	Price min	Closing price	change	Delivery Month	Open price	Price max	Price min	Last price	Closing price	Last Bid	Last Ask	Fixing price*	Life high	Life low	Trades	Volume	Open Interest
AVAX S.A. (CR)				(Contract Size: 100 Securities, Physical Delivery)													
3.64	3.57	3.6	0.00%	June 2026	3.60	3.64	3.60	3.64	3.64	---	---	---	3.64	---	7	37	2,906
				September 2026	---	---	---	---	3.63	---	---	---	---	---	---	---	---
				December 2026	---	---	---	---	3.64	---	---	---	---	---	---	---	---
				March 2027	---	---	---	---	3.66	---	---	---	---	---	---	---	---
BALLY'S INTRALOT (CR)				(Contract Size: 100 Securities, Physical Delivery)													
1.14	1.115	1.139	1.70%	June 2026	1.14	1.15	1.13	1.14	1.14	---	---	---	1.16	---	30	1,572	1,343,069
				September 2026	---	---	---	---	1.13	---	---	---	---	---	---	---	---
				December 2026	---	---	---	---	1.13	---	---	---	---	---	---	---	---
				March 2027	---	---	---	---	1.14	---	---	---	---	---	---	---	---
BANK OF CYPRUS (CR)				(Contract Size: 100 Securities, Physical Delivery)													
9.58	9.33	9.33	-1.69%	June 2026	8.88	9.12	8.81	8.81	8.81	---	---	---	9.53	---	6	11	995
				September 2026	---	---	---	---	9.56	---	---	---	---	---	---	---	---
				December 2026	---	---	---	---	9.61	---	---	---	---	---	---	---	---
				March 2027	---	---	---	---	9.65	---	---	---	---	---	---	---	---
CC HBC AG (CR)				(Contract Size: 100 Securities, Physical Delivery)													
49.05	48.25	48.5	-1.12%	June 2026	48.47	48.75	48.45	48.75	48.75	---	---	---	52.01	---	5	13	404
				September 2026	---	---	---	---	49.40	---	---	---	---	---	---	---	---
				December 2026	---	---	---	---	49.65	---	---	---	---	---	---	---	---
				March 2027	---	---	---	---	49.89	---	---	---	---	---	---	---	---
CENERGY HOLDINGS (CB)				(Contract Size: 100 Securities, Physical Delivery)													
26.2	25.3	26.1	2.76%	June 2026	25.74	26.13	25.30	25.90	25.90	---	---	---	26.13	---	73	405	3,313
				September 2026	---	---	---	---	25.58	---	---	---	---	---	---	---	---
				December 2026	---	---	---	---	25.71	---	---	---	---	---	---	---	---
				March 2027	---	---	---	---	25.84	---	---	---	---	---	---	---	---
CrediaBank (CR)				(Contract Size: 100 Securities, Physical Delivery)													
1.304	1.254	1.254	-0.95%	June 2026	1.30	1.31	1.26	1.27	1.27	---	---	---	1.38	---	252	1,924	91,011
				September 2026	1.30	1.30	1.30	1.30	1.30	---	---	---	1.35	---	1	5	106
				December 2026	---	---	---	---	1.28	---	---	---	---	---	---	---	---
				March 2027	---	---	---	---	1.29	---	---	---	---	---	---	---	---
ELLAKTOR (CR)				(Contract Size: 100 Securities, Physical Delivery)													
1.48	1.43	1.448	0.98%	June 2026	---	---	---	---	1.40	---	---	---	1.44	---	---	---	1,662
				September 2026	---	---	---	---	1.44	---	---	---	---	---	---	---	---
				December 2026	---	---	---	---	1.45	---	---	---	---	---	---	---	---
				March 2027	---	---	---	---	1.46	---	---	---	---	---	---	---	---

Derivatives notes - <https://athens.euronext.com/el/market-data/statistics/eod-closing-prices>

Fixing prices and final open positions can be retrieved from the following path <http://www.athexgroup.gr/en/market-data/statistics/eod-closing-prices>

Underlying Asset				Derivatives Market													
Price max	Price min	Closing price	change	Delivery Month	Open price	Price max	Price min	Last price	Closing price	Last Bid	Last Ask	Fixing price*	Life high	Life low	Trades	Volume	Open Interest
ELVALHALCOR (CR)				(Contract Size: 100 Securities, Physical Delivery)													
5.47	5.15	5.47	6.21%	June 2026	5.22	5.46	5.20	5.45	5.45	---	---	---	5.46	---	84	475	4,967
				September 2026	---	---	---	---	5.19	---	---	---	---	---	---	---	---
				December 2026	---	---	---	---	5.21	---	---	---	---	---	---	---	---
				March 2027	---	---	---	---	5.24	---	---	---	---	---	---	---	---
EUROBANK (CR)				(Contract Size: 100 Securities, Physical Delivery)													
3.93	3.804	3.908	5.48%	June 2026	3.77	3.86	3.77	3.86	3.86	---	---	---	4.07	---	85	2,455	39,847
				September 2026	---	---	---	---	3.73	---	---	---	---	---	---	---	---
				December 2026	---	---	---	---	3.75	---	---	---	---	---	---	---	---
				March 2027	---	---	---	---	3.77	---	---	---	---	---	---	---	---
EURONEXT ATHENS (CR)				(Contract Size: 100 Securities, Physical Delivery)													
7.05	6.95	7.05	0.71%	June 2026	6.90	6.90	6.90	6.90	6.90	---	---	---	7.41	---	1	1	335
				September 2026	---	---	---	---	7.05	---	---	---	---	---	---	---	---
				December 2026	---	---	---	---	7.09	---	---	---	---	---	---	---	---
				March 2027	---	---	---	---	7.12	---	---	---	---	---	---	---	---
EYDAP S.A. (CR)				(Contract Size: 100 Securities, Physical Delivery)													
10.7	10.14	10.52	2.34%	June 2026	10.65	10.65	10.56	10.56	10.56	---	---	---	10.65	---	5	16	13,480
				September 2026	---	---	---	---	10.35	---	---	---	---	---	---	---	---
				December 2026	---	---	---	---	10.41	---	---	---	---	---	---	---	---
				March 2027	---	---	---	---	10.46	---	---	---	---	---	---	---	---
FOURLIS (CR)				(Contract Size: 100 Securities, Physical Delivery)													
4.74	4.65	4.715	0.53%	June 2026	4.73	4.74	4.69	4.69	4.69	---	---	---	4.94	---	8	27	3,055
				September 2026	---	---	---	---	4.72	---	---	---	---	---	---	---	---
				December 2026	---	---	---	---	4.75	---	---	---	---	---	---	---	---
				March 2027	---	---	---	---	4.77	---	---	---	---	---	---	---	---
GEK TERNA (CR)				(Contract Size: 100 Securities, Physical Delivery)													
42.68	41.78	42.06	-0.05%	June 2026	42.29	42.46	42.05	42.23	42.23	---	---	---	43.58	---	6	14	5,057
				September 2026	---	---	---	---	42.38	---	---	---	---	---	---	---	---
				December 2026	---	---	---	---	42.59	---	---	---	---	---	---	---	---
				March 2027	---	---	---	---	42.80	---	---	---	---	---	---	---	---
HELLENiQ ENERGY (CR)				(Contract Size: 100 Securities, Physical Delivery)													
10.11	9.77	9.77	-2.30%	June 2026	10.09	10.09	9.84	9.84	9.84	---	---	---	10.55	---	20	109	3,871
				September 2026	---	---	---	---	10.07	---	---	---	---	---	---	---	---
				December 2026	---	---	---	---	10.12	---	---	---	---	---	---	---	---
				March 2027	---	---	---	---	10.17	---	---	---	---	---	---	---	---

Derivatives notes - <https://athens.euronext.com/el/market-data/statistics/eod-closing-prices>

Fixing prices and final open positions can be retrieved from the following path <http://www.athexgroup.gr/en/market-data/statistics/eod-closing-prices>

Underlying Asset				Derivatives Market													
Price max	Price min	Closing price	change	Delivery Month	Open price	Price max	Price min	Last price	Closing price	Last Bid	Last Ask	Fixing price*	Life high	Life low	Trades	Volume	Open Interest
INTRACOM HOLDINGS (CR)																	
(Contract Size: 100 Securities, Physical Delivery)																	
3.595	3.56	3.565	0.42%	June 2026	3.58	3.61	3.57	3.58	3.58	---	---	---	3.65	---	31	266	13,885
				September 2026	3.62	3.62	3.58	3.58	3.58	---	---	---	3.62	---	4	140	80
				December 2026	---	---	---	---	3.59	---	---	---	---	---	---	---	---
				March 2027	---	---	---	---	3.61	---	---	---	---	---	---	---	---
JUMBO SA (CR)																	
(Contract Size: 100 Securities, Physical Delivery)																	
22.02	21.64	21.74	1.12%	June 2026	21.93	22.00	21.73	21.73	21.73	---	---	---	25.68	---	44	212	6,292
				September 2026	---	---	---	---	21.65	---	---	---	---	---	---	---	---
				December 2026	---	---	---	---	21.76	---	---	---	---	---	---	---	---
				March 2027	---	---	---	---	21.87	---	---	---	---	---	---	---	---
LAMDA DEVELOPMENT SA (CR)																	
(Contract Size: 100 Securities, Physical Delivery)																	
6.17	6.08	6.12	0.66%	June 2026	6.17	6.19	6.14	6.16	6.16	---	---	---	7.09	---	108	700	25,469
				September 2026	---	---	---	---	6.12	---	---	---	---	---	---	---	---
				December 2026	---	---	---	---	6.15	---	---	---	---	---	---	---	---
				March 2027	---	---	---	---	6.18	---	---	---	---	---	---	---	---
METLEN PLC (CR)																	
(Contract Size: 100 Securities, Physical Delivery)																	
40.28	39.54	39.82	0.81%	June 2026	39.99	40.16	39.65	40.00	40.00	---	---	---	47.90	---	81	274	15,253
				September 2026	39.38	39.48	39.09	39.09	39.09	---	---	---	39.50	---	4	11	523
				December 2026	---	---	---	---	39.98	---	---	---	---	---	---	---	---
				March 2027	---	---	---	---	40.18	---	---	---	---	---	---	---	---
MIG (CR)																	
(Contract Size: 100 Securities, Physical Delivery)																	
3.345	3.315	3.34	0.60%	June 2026	---	---	---	---	3.38	---	---	---	3.43	---	---	---	185
				September 2026	---	---	---	---	3.34	---	---	---	---	---	---	---	---
				December 2026	---	---	---	---	3.36	---	---	---	---	---	---	---	---
				March 2027	---	---	---	---	3.38	---	---	---	---	---	---	---	---
MOTOR OIL (CR)																	
(Contract Size: 100 Securities, Physical Delivery)																	
36.5	35.14	35.4	-1.06%	June 2026	35.98	35.98	35.00	35.32	35.32	---	---	---	39.97	---	13	20	399
				September 2026	---	---	---	---	36.03	---	---	---	---	---	---	---	---
				December 2026	---	---	---	---	36.22	---	---	---	---	---	---	---	---
				March 2027	---	---	---	---	36.40	---	---	---	---	---	---	---	---
NATIONAL BANK (CR)																	
(Contract Size: 100 Securities, Physical Delivery)																	
14.435	14.17	14.32	1.67%	June 2026	14.00	14.20	13.96	14.14	14.14	---	---	---	15.76	---	73	929	15,547
				September 2026	---	---	---	---	14.19	---	---	---	---	---	---	---	---
				December 2026	---	---	---	---	14.26	---	---	---	---	---	---	---	---
				March 2027	---	---	---	---	14.33	---	---	---	---	---	---	---	---

Derivatives notes - <https://athens.euronext.com/el/market-data/statistics/eod-closing-prices>

Fixing prices and final open positions can be retrieved from the following path <http://www.athexgroup.gr/en/market-data/statistics/eod-closing-prices>

Underlying Asset				Derivatives Market													
Price max	Price min	Closing price	change	Delivery Month	Open price	Price max	Price min	Last price	Closing price	Last Bid	Last Ask	Fixing price*	Life high	Life low	Trades	Volume	Open Interest
OPTIMA BANK (CR)				(Contract Size: 100 Securities, Physical Delivery)													
10.07	9.785	10	1.21%	June 2026	9.87	10.01	9.87	10.01	10.01	---	---	---	10.01	---	4	17	548
				September 2026	---	---	---	---	9.95	---	---	---	---	---	---	---	---
				December 2026	---	---	---	---	10.00	---	---	---	---	---	---	---	---
				March 2027	---	---	---	---	10.05	---	---	---	---	---	---	---	---
OTE (CR)				(Contract Size: 100 Securities, Physical Delivery)													
18.5	18.23	18.5	0.93%	June 2026	18.32	18.48	18.32	18.48	18.48	---	---	---	18.73	---	3	15	884
				September 2026	---	---	---	---	18.46	---	---	---	---	---	---	---	---
				December 2026	---	---	---	---	18.55	---	---	---	---	---	---	---	---
				March 2027	---	---	---	---	18.65	---	---	---	---	---	---	---	---
P.P.A. S.A. (CR)				(Contract Size: 100 Securities, Physical Delivery)													
38.6	37.9	38.45	0.13%	June 2026	---	---	---	---	39.83	---	---	---	39.11	---	---	---	42
				September 2026	---	---	---	---	38.67	---	---	---	---	---	---	---	---
				December 2026	---	---	---	---	38.87	---	---	---	---	---	---	---	---
				March 2027	---	---	---	---	39.06	---	---	---	---	---	---	---	---
PIRAEUS BANK (CR)				(Contract Size: 100 Securities, Physical Delivery)													
8.654	8.48	8.654	2.71%	June 2026	8.54	8.68	8.54	8.68	8.68	---	---	---	8.90	---	96	1,482	49,357
				September 2026	---	---	---	---	8.14	---	---	---	8.50	---	---	---	20
				December 2026	---	---	---	---	8.53	---	---	---	---	---	---	---	---
				March 2027	---	---	---	---	8.57	---	---	---	---	---	---	---	---
PPC (CR)				(Contract Size: 100 Securities, Physical Delivery)													
20.7	20.1	20.32	0.79%	June 2026	19.70	19.92	19.43	19.67	19.67	---	---	---	20.10	---	222	1,259	16,477
				September 2026	19.70	19.70	19.70	19.70	19.70	---	---	---	19.70	---	1	10	40
				December 2026	---	---	---	---	20.41	---	---	---	---	---	---	---	---
				March 2027	---	---	---	---	20.51	---	---	---	---	---	---	---	---
QUEST HOLDINGS (CR)				(Contract Size: 100 Securities, Physical Delivery)													
7	6.9	6.92	-0.86%	June 2026	---	---	---	---	6.93	---	---	---	7.01	---	---	---	231
				September 2026	---	---	---	---	7.03	---	---	---	---	---	---	---	---
				December 2026	---	---	---	---	7.06	---	---	---	---	---	---	---	---
				March 2027	---	---	---	---	7.10	---	---	---	---	---	---	---	---
TITAN (CB)				(Contract Size: 100 Securities, Physical Delivery)													
49.2	48.14	49.2	2.20%	June 2026	49.10	49.29	48.82	49.10	49.10	---	---	---	52.30	---	12	38	429
				September 2026	---	---	---	---	48.48	---	---	---	---	---	---	---	---
				December 2026	---	---	---	---	48.73	---	---	---	---	---	---	---	---
				March 2027	---	---	---	---	48.97	---	---	---	---	---	---	---	---

Derivatives notes - <https://athens.euronext.com/el/market-data/statistics/eod-closing-prices>

Fixing prices and final open positions can be retrieved from the following path <http://www.athexgroup.gr/en/market-data/statistics/eod-closing-prices>

Underlying Asset				Derivatives Market													
Price max	Price min	Closing price	change	Delivery Month	Open price	Price max	Price min	Last price	Closing price	Last Bid	Last Ask	Fixing price*	Life high	Life low	Trades	Volume	Open Interest
VIOHALCO SA/NV (CB)				(Contract Size: 100 Securities, Physical Delivery)													
19.16	18	19.12	6.22%	June 2026	18.28	19.18	18.28	19.05	19.05	---	---	---	19.18	---	63	192	2,313
				September 2026	---	---	---	---	18.13	---	---	---	---	---	---	---	---
				December 2026	---	---	---	---	18.22	---	---	---	---	---	---	---	---
				March 2027	---	---	---	---	18.31	---	---	---	---	---	---	---	---

Derivatives notes - <https://athens.euronext.com/el/market-data/statistics/eod-closing-prices>

Fixing prices and final open positions can be retrieved from the following path <http://www.athexgroup.gr/en/market-data/statistics/eod-closing-prices>

FTSE/Athex Large Cap

(Trade Unit: 1 Index Point x 2€ - Exercise Style: European, Cash Settlement)

Exerise Price	Call Options														Put Options																		
	May 2026							June 2026							Other Months		May 2026							June 2026							Other Months		Exerise Price
	Open price	Price max	Price min	Last price	Closing price	Volume	Open Interest	Open price	Price max	Price min	Last price	Closing price	Volume	Open Interest	Volume	Open Interest	Open price	Price max	Price min	Last price	Closing price	Volume	Open Interest	Open price	Price max	Price min	Last price	Closing price	Volume	Open Interest	Volume	Open Interest	
4,000	-	-	-	-	-	-	-	0.00	0.00	0.00	-	1,717.00	-	-	-	-	-	-	-	-	-	-	-	-	-	-	-	-	-	-	-	4,000	
4,100	-	-	-	-	-	-	-	0.00	0.00	0.00	-	1,617.00	-	-	-	-	-	-	-	-	-	-	-	-	-	-	-	-	-	-	-	4,100	
4,200	-	-	-	-	-	-	-	0.00	0.00	0.00	-	1,517.00	-	-	-	-	-	-	-	-	-	-	-	-	-	-	-	-	-	-	-	4,200	
4,300	-	-	-	-	-	-	-	0.00	0.00	0.00	-	1,417.00	-	-	-	-	-	-	-	-	-	-	-	-	-	-	-	-	-	-	-	4,300	
4,400	-	-	-	-	-	-	-	0.00	0.00	0.00	-	1,318.00	-	-	-	-	-	-	-	-	-	-	-	-	-	-	-	-	-	-	-	4,400	
4,450	-	-	-	-	-	-	-	0.00	0.00	0.00	-	1,268.00	-	-	-	-	-	-	-	-	-	-	-	-	-	-	-	-	-	-	-	4,450	
4,500	-	-	-	-	-	-	-	0.00	0.00	0.00	-	1,218.00	-	-	-	-	-	-	-	-	-	-	-	-	-	-	-	-	-	-	-	4,500	
4,550	-	-	-	-	-	-	-	0.00	0.00	0.00	-	1,168.00	-	-	-	-	-	-	-	-	-	-	-	-	-	-	-	-	-	-	-	4,550	
4,600	0.00	0.00	0.00	-	1,153.00	-	-	0.00	0.00	0.00	-	1,118.00	-	-	-	-	-	-	-	-	-	-	-	-	-	-	-	-	-	-	-	4,600	
4,650	0.00	0.00	0.00	-	1,103.00	-	-	0.00	0.00	0.00	-	1,069.00	-	-	-	-	-	-	-	-	-	-	-	-	-	-	-	-	-	-	-	4,650	
4,700	0.00	0.00	0.00	-	1,053.00	-	-	0.00	0.00	0.00	-	1,019.00	-	-	-	-	-	-	-	-	-	-	-	-	-	-	-	-	-	-	-	4,700	
4,750	0.00	0.00	0.00	-	1,003.00	-	-	0.00	0.00	0.00	-	970.00	-	-	-	-	-	-	-	-	-	-	-	-	-	-	-	-	-	-	-	4,750	
4,800	0.00	0.00	0.00	-	953.00	-	-	0.00	0.00	0.00	-	921.00	-	-	-	-	-	-	-	-	-	-	-	-	-	-	-	-	-	-	-	4,800	
4,850	0.00	0.00	0.00	-	903.00	-	-	0.00	0.00	0.00	-	872.00	-	-	-	-	-	-	-	-	-	-	-	-	-	-	-	-	-	-	-	4,850	
4,900	0.00	0.00	0.00	-	853.00	-	-	0.00	0.00	0.00	-	823.00	-	-	-	-	-	-	-	-	-	-	-	-	-	-	-	-	-	-	-	4,900	
4,950	0.00	0.00	0.00	-	803.00	-	-	0.00	0.00	0.00	-	775.00	-	-	-	-	-	-	-	-	-	-	-	-	-	-	-	-	-	-	-	4,950	
5,000	0.00	0.00	0.00	-	753.00	-	-	0.00	0.00	0.00	-	728.00	-	-	-	-	-	-	-	-	-	-	-	-	-	-	-	-	-	-	-	5,000	
5,050	0.00	0.00	0.00	-	703.00	-	33	0.00	0.00	0.00	-	681.00	-	-	-	-	-	-	-	-	-	-	-	-	-	-	-	-	-	-	-	5,050	
5,100	0.00	0.00	0.00	-	653.00	-	50	0.00	0.00	0.00	-	635.00	-	-	-	-	-	-	-	-	-	-	-	-	-	-	-	-	-	-	-	5,100	
5,150	0.00	0.00	0.00	-	603.00	-	51	0.00	0.00	0.00	-	590.00	-	-	-	-	-	-	-	-	-	-	-	-	-	-	-	-	-	-	-	5,150	
5,200	0.00	0.00	0.00	-	553.00	-	45	0.00	0.00	0.00	-	546.00	-	-	-	-	-	-	-	-	-	-	-	-	-	-	-	-	-	-	-	5,200	
5,250	0.00	0.00	0.00	-	503.00	-	32	0.00	0.00	0.00	-	503.00	-	-	-	-	-	-	-	-	-	-	-	-	-	-	-	-	-	-	-	5,250	
5,300	0.00	0.00	0.00	-	453.00	-	30	0.00	0.00	0.00	-	462.00	-	-	-	-	-	-	-	-	-	-	-	-	-	-	-	-	-	-	-	5,300	
5,350	0.00	0.00	0.00	-	403.00	-	30	0.00	0.00	0.00	-	422.00	-	-	-	-	-	-	-	-	-	-	-	-	-	-	-	-	-	-	-	5,350	
5,400	0.00	0.00	0.00	-	353.00	-	30	0.00	0.00	0.00	-	384.00	-	-	-	-	-	-	-	-	-	-	-	-	-	-	-	-	-	-	-	5,400	
5,450	0.00	0.00	0.00	-	303.00	-	30	0.00	0.00	0.00	-	347.00	-	-	-	-	-	-	-	-	-	-	-	-	-	-	-	-	-	-	-	5,450	
5,500	0.00	0.00	0.00	-	253.00	-	60	0.00	0.00	0.00	-	313.00	-	-	-	-	-	-	-	-	-	-	-	-	-	-	-	-	-	-	-	5,500	
5,550	0.00	0.00	0.00	-	204.00	-	30	0.00	0.00	0.00	-	281.00	-	-	-	-	-	-	-	-	-	-	-	-	-	-	-	-	-	-	-	5,550	
5,600	0.00	0.00	0.00	-	157.00	-	60	0.00	0.00	0.00	-	250.00	-	-	-	-	-	-	-	-	-	-	-	-	-	-	-	-	-	-	-	5,600	
5,650	0.00	0.00	0.00	-	113.00	-	96	0.00	0.00	0.00	-	222.00	-	-	-	-	-	-	-	-	-	-	-	-	-	-	-	-	-	-	-	5,650	
5,700	0.00	0.00	0.00	-	75.00	-	93	0.00	0.00	0.00	-	196.00	-	-	-	-	-	-	-	-	-	-	-	-	-	-	-	-	-	-	-	5,700	
5,750	0.00	0.00	0.00	-	45.50	-	62	190.00	209.00	190.00	209.00	209.00	32	66	18.50	0.00	11.00	12.25	12.25	12.25	39	276	0.00	0.00	0.00	-	202.00	-	60	-	5,750		
5,800	39.75	39.75	33.00	33.00	33.00	2	137	0.00	0.00	0.00	-	150.00	-	31	29.75	39.75	25.25	25.25	25.25	33	122	0.00	0.00	0.00	-	230.00	-	90	-	5,800			
5,850	18.25	18.25	15.00	15.00	15.00	33	191	0.00	0.00	0.00	-	131.00	-	30	57.50	18.25	50.00	50.00	50.00	60	95	0.00	0.00	0.00	-	260.00	-	91	-	5,850			
5,900	0.00	0.00	0.00	-	4.90	-	112	0.00	0.00	0.00	-	113.00	-	10	0.00	0.00	0.00	-	152.00	-	31	0.00	0.00	0.00	-	292.00	-	30	-	5,900			
5,950	0.00	0.00	0.00	-	1.80	-	28	0.00	0.00	0.00	-	97.00	-	15	0.00	0.00	0.00	-	199.00	-	-	0.00	0.00	0.00	-	326.00	-	30	-	5,950			

FTSE/Athex Large Cap

(Trade Unit: 1 Index Point x 2€ - Exercise Style: European, Cash Settlement)

Call Options														Put Options																					
Exercise Price	May 2026							June 2026							Other Months		May 2026							June 2026							Other Months		Exercise Price		
	Open price	Price max	Price min	Last price	Closing price	Volume	Open Interest	Open price	Price max	Price min	Last price	Closing price	Volume	Open Interest	Volume	Open Interest	Open price	Price max	Price min	Last price	Closing price	Volume	Open Interest	Open price	Price max	Price min	Last price	Closing price	Volume	Open Interest	Volume	Open Interest			
6,000	0.00	0.00	0.00	-	0.56	-	16	0.00	0.00	0.00	-	82.50	-	10			0.00	0.00	0.00	-	248.00	-	-	0.00	0.00	0.00	-	362.00	-	-			6,000		
6,050	0.00	0.00	0.00	-	0.15	-	10	80.00	80.00	80.00	80.00	80.00	5	5			0.00	0.00	0.00	-	297.00	-	-	0.00	0.00	0.00	-	399.00	-	-			6,050		
6,100	0.00	0.00	0.00	-	0.04	-	-	0.00	0.00	0.00	-	59.50	-	-			0.00	0.00	0.00	-	347.00	-	-	0.00	0.00	0.00	-	438.00	-	-			6,100		
6,150	0.00	0.00	0.00	-	0.01	-	-	0.00	0.00	0.00	-	49.75	-	-			0.00	0.00	0.00	-	397.00	-	-	0.00	0.00	0.00	-	479.00	-	-			6,150		
6,200	0.00	0.00	0.00	-	0.02	-	-	0.00	0.00	0.00	-	41.50	-	-			0.00	0.00	0.00	-	447.00	-	-	0.00	0.00	0.00	-	520.00	-	-			6,200		
6,250	0.00	0.00	0.00	-	0.18	-	-	0.00	0.00	0.00	-	34.50	-	-			0.00	0.00	0.00	-	497.00	-	-	0.00	0.00	0.00	-	563.00	-	-			6,250		
6,300	0.00	0.00	0.00	-	0.07	-	-	0.00	0.00	0.00	-	28.50	-	-			0.00	0.00	0.00	-	547.00	-	-	0.00	0.00	0.00	-	607.00	-	-			6,300		
6,350	0.00	0.00	0.00	-	0.02	-	-	0.00	0.00	0.00	-	23.50	-	-			0.00	0.00	0.00	-	597.00	-	-	0.00	0.00	0.00	-	652.00	-	-			6,350		
6,400	0.00	0.00	0.00	-	0.01	-	-	0.00	0.00	0.00	-	19.25	-	-			0.00	0.00	0.00	-	647.00	-	-	0.00	0.00	0.00	-	698.00	-	-			6,400		
6,450	-	-	-	-	-	-	-	0.00	0.00	0.00	-	15.50	-	-			-	-	-	-	-	-	-	0.00	0.00	0.00	-	744.00	-	-			6,450		
6,500	-	-	-	-	-	-	-	0.00	0.00	0.00	-	12.50	-	-			-	-	-	-	-	-	-	0.00	0.00	0.00	-	791.00	-	-			6,500		
6,550	-	-	-	-	-	-	-	0.00	0.00	0.00	-	10.25	-	-			-	-	-	-	-	-	-	0.00	0.00	0.00	-	838.00	-	-			6,550		
6,600	-	-	-	-	-	-	-	0.00	0.00	0.00	-	8.10	-	-			-	-	-	-	-	-	-	0.00	0.00	0.00	-	886.00	-	-			6,600		
6,650	-	-	-	-	-	-	-	0.00	0.00	0.00	-	6.40	-	-			-	-	-	-	-	-	-	0.00	0.00	0.00	-	934.00	-	-			6,650		
Totals:						35	1,226							37	427	0	0							132	1,555							0	581	0	0
Number of Trades:						5							4	0							13							0	0						

Allwyn AG (CR)

(Contract Size: 100 Securities, Exercise Style: American, Physical Delivery)

Call Options														Put Options																			
May 2026							June 2026							Other Months		May 2026							June 2026							Other Months		Exerise Price	
Exerise Price	Open price	Price max	Price min	Last price	Closing price	Volume	Open Interest	Open price	Price max	Price min	Last price	Closing price	Volume	Open Interest	Volume	Open Interest	Open price	Price max	Price min	Last price	Closing price	Volume	Open Interest	Open price	Price max	Price min	Last price	Closing price	Volume	Open Interest	Volume		Open Interest
8.500	0.000	0.000	0.000		3.76	-	-	0.000	0.000	0.000		3.78	-	-			0.000	0.000	0.000		0.001	-	-	0.000	0.000	0.000		0.001	-	-			0.085
8.750	0.000	0.000	0.000		3.51	-	-	0.000	0.000	0.000		3.53	-	-			0.000	0.000	0.000		0.001	-	-	0.000	0.000	0.000		0.001	-	-			0.088
9.000	0.000	0.000	0.000		3.26	-	-	0.000	0.000	0.000		3.28	-	-			0.000	0.000	0.000		0.001	-	-	0.000	0.000	0.000		0.001	-	-			0.090
9.250	0.000	0.000	0.000		3.01	-	-	0.000	0.000	0.000		3.03	-	-			0.000	0.000	0.000		0.002	-	-	0.000	0.000	0.000		0.002	-	-			0.093
9.500	0.000	0.000	0.000		2.76	-	-	0.000	0.000	0.000		2.78	-	-			0.000	0.000	0.000		0.004	-	-	0.000	0.000	0.000		0.004	-	-			0.095
9.750	0.000	0.000	0.000		2.51	-	-	0.000	0.000	0.000		2.54	-	-			0.000	0.000	0.000		0.007	-	-	0.000	0.000	0.000		0.009	-	-			0.098
10.000	0.000	0.000	0.000		2.26	-	-	0.000	0.000	0.000		2.30	-	-			0.000	0.000	0.000		0.001	-	-	0.000	0.000	0.000		0.016	-	-			0.100
10.500	0.000	0.000	0.000		1.76	-	-	0.000	0.000	0.000		1.83	-	-			0.000	0.000	0.000		0.008	-	-	0.000	0.000	0.000		0.046	-	-			0.105
11.000	0.000	0.000	0.000		1.26	-	-	0.000	0.000	0.000		1.40	-	-			0.000	0.000	0.000		0.002	-	-	0.000	0.000	0.000		0.113	-	-			0.110
11.500	0.000	0.000	0.000		0.762	-	-	0.000	0.000	0.000		1.01	-	-			0.000	0.000	0.000		0.001	-	-	0.000	0.000	0.000		0.228	-	-			0.115
12.000	0.000	0.000	0.000		0.299	-	-	0.000	0.000	0.000		0.699	-	-			0.000	0.000	0.000		0.037	-	15	0.000	0.000	0.000		0.416	-	-			0.120
12.500	0.000	0.000	0.000		0.045	-	-	0.000	0.000	0.000		0.456	-	-			0.000	0.000	0.000		0.283	-	-	0.000	0.000	0.000		0.673	-	-			0.125
13.000	0.000	0.000	0.000		0.001	-	-	0.000	0.000	0.000		0.279	-	-			0.000	0.000	0.000		0.741	-	-	0.000	0.000	0.000		0.996	-	-			0.130
13.500	0.000	0.000	0.000		0.001	-	30	0.000	0.000	0.000		0.160	-	-			0.000	0.000	0.000		1.24	-	5	0.000	0.000	0.000		1.38	-	-			0.135
14.000	0.000	0.000	0.000		0.001	-	15	0.000	0.000	0.000		0.088	-	-			0.000	0.000	0.000		1.74	-	25	0.000	0.000	0.000		1.81	-	-			0.140
14.500	0.000	0.000	0.000		0.001	-	30	0.000	0.000	0.000		0.046	-	-			0.000	0.000	0.000		2.24	-	15	0.000	0.000	0.000		2.27	-	-			0.145
15.000	0.000	0.000	0.000		0.001	-	30	0.000	0.000	0.000		0.023	-	-			0.000	0.000	0.000		2.74	-	-	0.000	0.000	0.000		2.75	-	-			0.150
15.500	0.000	0.000	0.000		0.001	-	-	0.000	0.000	0.000		0.011	-	-			0.000	0.000	0.000		3.24	-	-	0.000	0.000	0.000		3.24	-	-			0.155
16.000	0.000	0.000	0.000		0.002	-	-	0.000	0.000	0.000		0.005	-	-			0.000	0.000	0.000		3.74	-	-	0.000	0.000	0.000		3.74	-	-			0.160
16.500	0.000	0.000	0.000		0.001	-	-	0.000	0.000	0.000		0.002	-	-			0.000	0.000	0.000		4.24	-	-	0.000	0.000	0.000		4.24	-	-			0.165
17.000	0.000	0.000	0.000		0.001	-	-	0.000	0.000	0.000		0.001	-	-			0.000	0.000	0.000		4.74	-	-	0.000	0.000	0.000		4.74	-	-			0.170
17.500	0.000	0.000	0.000		0.001	-	-	0.000	0.000	0.000		0.003	-	-			0.000	0.000	0.000		5.24	-	-	0.000	0.000	0.000		5.24	-	-			0.175
18.000	0.000	0.000	0.000		0.001	-	-	0.000	0.000	0.000		0.001	-	-			0.000	0.000	0.000		5.74	-	-	0.000	0.000	0.000		5.74	-	-			0.180
18.500	0.000	0.000	0.000		0.004	-	-	0.000	0.000	0.000		0.001	-	-			0.000	0.000	0.000		6.24	-	-	0.000	0.000	0.000		6.24	-	-			0.185
19.000	0.000	0.000	0.000		0.002	-	-	0.000	0.000	0.000		0.001	-	-			0.000	0.000	0.000		6.74	-	-	0.000	0.000	0.000		6.74	-	-			0.190
19.500	0.000	0.000	0.000		0.001	-	-	0.000	0.000	0.000		0.001	-	-			0.000	0.000	0.000		7.24	-	-	0.000	0.000	0.000		7.24	-	-			0.195
20.000	0.000	0.000	0.000		0.001	-	-	0.000	0.000	0.000		0.001	-	-			0.000	0.000	0.000		7.74	-	-	0.000	0.000	0.000		7.74	-	-			0.200
21.000	0.000	0.000	0.000		0.001	-	-	0.000	0.000	0.000		0.001	-	-			0.000	0.000	0.000		8.74	-	-	0.000	0.000	0.000		8.74	-	-			0.210
22.000	0.000	0.000	0.000		0.001	-	-	0.000	0.000	0.000		0.001	-	-			0.000	0.000	0.000		9.74	-	-	0.000	0.000	0.000		9.74	-	-			0.220
23.000	0.000	0.000	0.000		0.001	-	-	0.000	0.000	0.000		0.001	-	-			0.000	0.000	0.000		10.74	-	-	0.000	0.000	0.000		10.74	-	-			0.230
24.000						-	-	0.000	0.000	0.000		0.001	-	-								-	-	0.000	0.000	0.000		11.74	-	-			0.240
25.000						-	-	0.000	0.000	0.000		0.002	-	-								-	-	0.000	0.000	0.000		12.74	-	-			0.250
26.000						-	-	0.000	0.000	0.000		0.001	-	-								-	-	0.000	0.000	0.000		13.74	-	-			0.260
27.000						-	-	0.000	0.000	0.000		0.001	-	-								-	-	0.000	0.000	0.000		14.74	-	-			0.270
28.000						-	-	0.000	0.000	0.000		0.001	-	-								-	-	0.000	0.000	0.000		15.74	-	-			0.280
29.000						-	-	0.000	0.000	0.000		0.001	-	-								-	-	0.000	0.000	0.000		16.74	-	-			0.290

Allwyn AG (CR)

(Contract Size: 100 Securities, Exercise Style: American, Physical Delivery)

		Call Options														Put Options																		
		May 2026						June 2026						Other Months		May 2026						June 2026				Other Months								
Exercise Price	Open price	Price max	Price min	Last price	Closing price	Volume	Open Interest	Open price	Price max	Price min	Last price	Closing price	Volume	Open Interest	Volume	Open Interest	Open price	Price max	Price min	Last price	Closing price	Volume	Open Interest	Open price	Price max	Price min	Last price	Closing price	Volume	Open Interest	Volume	Open Interest	Exercise Price	
30.000						-	-	0.000	0.000	0.000		0.001	-	-									-	-	0.000	0.000	0.000		17.74	-	-			0.300
Totals:						0	105						0	0	0	0							0	60					0	100	0	0		
Number of Trades:						0							0		0								0.00					0		0				

ALPHA BANK (CR)

(Contract Size: 100 Securities, Exercise Style: American, Physical Delivery)

Call Options																Put Options																	
Exercise Price	May 2026						June 2026						Other Months		May 2026						June 2026						Other Months		Exercise Price				
	Open price	Price max	Price min	Last price	Closing price	Volume	Open Interest	Open price	Price max	Price min	Last price	Closing price	Volume	Open Interest	Volume	Open Interest	Open price	Price max	Price min	Last price	Closing price	Volume	Open Interest	Open price	Price max	Price min	Last price	Closing price		Volume	Open Interest	Volume	Open Interest
2.000	0.000	0.000	0.000		1.57	-	-	0.000	0.000	0.000		1.57	-	-			0.000	0.000	0.000		0.001	-	-	0.000	0.000	0.000		0.001	-	-			0.020
2.100	0.000	0.000	0.000		1.47	-	-	0.000	0.000	0.000		1.47	-	-			0.000	0.000	0.000		0.001	-	-	0.000	0.000	0.000		0.001	-	-			0.021
2.200	0.000	0.000	0.000		1.37	-	-	0.000	0.000	0.000		1.37	-	-			0.000	0.000	0.000		0.001	-	-	0.000	0.000	0.000		0.001	-	-			0.022
2.300	0.000	0.000	0.000		1.27	-	-	0.000	0.000	0.000		1.27	-	-			0.000	0.000	0.000		0.001	-	-	0.000	0.000	0.000		0.001	-	-			0.023
2.400	0.000	0.000	0.000		1.17	-	-	0.000	0.000	0.000		1.18	-	-			0.000	0.000	0.000		0.001	-	-	0.000	0.000	0.000		0.001	-	-			0.024
2.500	0.000	0.000	0.000		1.07	-	-	0.000	0.000	0.000		1.08	-	-			0.000	0.000	0.000		0.002	-	-	0.000	0.000	0.000		0.001	-	-			0.025
2.600	0.000	0.000	0.000		0.970	-	-	0.000	0.000	0.000		0.978	-	-			0.000	0.000	0.000		0.004	-	-	0.000	0.000	0.000		0.002	-	-			0.026
2.700	0.000	0.000	0.000		0.870	-	-	0.000	0.000	0.000		0.880	-	-			0.000	0.000	0.000		0.001	-	-	0.000	0.000	0.000		0.005	-	-			0.027
2.800	0.000	0.000	0.000		0.770	-	-	0.000	0.000	0.000		0.785	-	-			0.000	0.000	0.000		0.003	-	-	0.000	0.000	0.000		0.009	-	-			0.028
2.900	0.000	0.000	0.000		0.670	-	-	0.000	0.000	0.000		0.692	-	-			0.000	0.000	0.000		0.001	-	-	0.000	0.000	0.000		0.016	-	-			0.029
3.000	0.000	0.000	0.000		0.570	-	-	0.000	0.000	0.000		0.603	-	-			0.000	0.000	0.000		0.002	-	-	0.000	0.000	0.000		0.027	-	-			0.030
3.100	0.000	0.000	0.000		0.470	-	4	0.000	0.000	0.000		0.519	-	-			0.000	0.000	0.000		0.007	-	-	0.000	0.000	0.000		0.043	-	-			0.031
3.200	0.000	0.000	0.000		0.370	-	-	0.000	0.000	0.000		0.441	-	-			0.000	0.000	0.000		0.002	-	-	0.000	0.000	0.000		0.065	-	-			0.032
3.300	0.000	0.000	0.000		0.271	-	15	0.000	0.000	0.000		0.369	-	-			0.000	0.000	0.000		0.001	-	-	0.000	0.000	0.000		0.092	-	-			0.033
3.400	0.000	0.000	0.000		0.175	-	-	0.000	0.000	0.000		0.305	-	-			0.000	0.000	0.000		0.005	-	-	0.000	0.000	0.000		0.128	-	-			0.034
3.500	0.000	0.000	0.000		0.092	-	-	0.000	0.000	0.000		0.249	-	-			0.000	0.000	0.000		0.022	-	-	0.000	0.000	0.000		0.172	-	-			0.035
3.600	0.000	0.000	0.000		0.037	-	-	0.000	0.000	0.000		0.199	-	-			0.000	0.000	0.000		0.067	-	-	0.000	0.000	0.000		0.222	-	-			0.036
3.700	0.000	0.000	0.000		0.011	-	-	0.000	0.000	0.000		0.157	-	-			0.000	0.000	0.000		0.140	-	-	0.000	0.000	0.000		0.280	-	-			0.037
3.800	0.000	0.000	0.000		0.002	-	-	0.000	0.000	0.000		0.124	-	-			0.000	0.000	0.000		0.232	-	-	0.000	0.000	0.000		0.347	-	-			0.038
3.900	0.000	0.000	0.000		0.001	-	-	0.000	0.000	0.000		0.094	-	2,000			0.000	0.000	0.000		0.330	-	-	0.000	0.000	0.000		0.417	-	-			0.039
4.000	0.000	0.000	0.000		0.001	-	10	0.000	0.000	0.000		0.072	-	10			0.000	0.000	0.000		0.430	-	-	0.000	0.000	0.000		0.495	-	-			0.040
4.250	0.000	0.000	0.000		0.001	-	-	0.000	0.000	0.000		0.034	-	-			0.000	0.000	0.000		0.680	-	-	0.000	0.000	0.000		0.708	-	-			0.043
4.400						-	-	0.000	0.000	0.000		0.020	-	-								-	-	0.000	0.000	0.000		0.845	-	-			0.044
4.500	0.000	0.000	0.000		0.001	-	-	0.000	0.000	0.000		0.015	-	-			0.000	0.000	0.000		0.930	-	-	0.000	0.000	0.000		0.940	-	-			0.045
4.750	0.000	0.000	0.000		0.001	-	-	0.000	0.000	0.000		0.006	-	-			0.000	0.000	0.000		1.18	-	-	0.000	0.000	0.000		1.18	-	-			0.048
4.800						-	-	0.000	0.000	0.000		0.005	-	-								-	-	0.000	0.000	0.000		1.23	-	-			0.048
5.000	0.000	0.000	0.000		0.001	-	-	0.000	0.000	0.000		0.002	-	-			0.000	0.000	0.000		1.43	-	-	0.000	0.000	0.000		1.43	-	-			0.050
5.250	0.000	0.000	0.000		0.002	-	-	0.000	0.000	0.000		0.001	-	-			0.000	0.000	0.000		1.68	-	-	0.000	0.000	0.000		1.68	-	-			0.053
5.500	0.000	0.000	0.000		0.001	-	-	0.000	0.000	0.000		0.001	-	-			0.000	0.000	0.000		1.93	-	-	0.000	0.000	0.000		1.93	-	-			0.055
5.750	0.000	0.000	0.000		0.001	-	-	0.000	0.000	0.000		0.001	-	-			0.000	0.000	0.000		2.18	-	-	0.000	0.000	0.000		2.18	-	-			0.058
6.000	0.000	0.000	0.000		0.001	-	-	0.000	0.000	0.000		0.001	-	-			0.000	0.000	0.000		2.43	-	-	0.000	0.000	0.000		2.43	-	-			0.060
6.250	0.000	0.000	0.000		0.001	-	-	0.000	0.000	0.000		0.001	-	-			0.000	0.000	0.000		2.68	-	-	0.000	0.000	0.000		2.68	-	-			0.063
6.500						-	-	0.000	0.000	0.000		0.001	-	-								-	-	0.000	0.000	0.000		2.93	-	-			0.065
6.750						-	-	0.000	0.000	0.000		0.001	-	-								-	-	0.000	0.000	0.000		3.18	-	-			0.068
7.000						-	-	0.000	0.000	0.000		0.001	-	-								-	-	0.000	0.000	0.000		3.43	-	-			0.070

ALPHA BANK (CR)

(Contract Size: 100 Securities, Exercise Style: American, Physical Delivery)

		Call Options														Put Options																			
		May 2026						June 2026						Other Months		May 2026						June 2026					Other Months								
Exercise Price	Open price	Price max	Price min	Last price	Closing price	Volume	Open Interest	Open price	Price max	Price min	Last price	Closing price	Volume	Open Interest	Volume	Open Interest	Open price	Price max	Price min	Last price	Closing price	Volume	Open Interest	Open price	Price max	Price min	Last price	Closing price	Volume	Open Interest	Volume	Open Interest	Exercise Price		
Totals:						0	29						0	2,010	0	0						0	0						0	0	0	0	0	0	
Number of Trades:							0						0			0						0.00						0			0		0		

NATIONAL BANK (CR)

(Contract Size: 100 Securities, Exercise Style: American, Physical Delivery)

Exercise Price	Call Options														Volume	Open Interest	Put Options														Volume	Open Interest	Exercise Price
	May 2026						June 2026						Other Months				May 2026						June 2026						Other Months				
	Open price	Price max	Price min	Last price	Closing price	Volume	Open Interest	Open price	Price max	Price min	Last price	Closing price	Volume	Open Interest			Open price	Price max	Price min	Last price	Closing price	Volume	Open Interest	Open price	Price max	Price min	Last price	Closing price	Volume	Open Interest			
8.250						-	-	0.000	0.000	0.000	5.86	-	-																			0.083	
8.400						-	-	0.000	0.000	0.000	5.71	-	-																			0.084	
8.500						-	-	0.000	0.000	0.000	5.61	-	-																			0.085	
8.750	0.000	0.000	0.000		5.34	-	-	0.000	0.000	0.000	5.36	-	-			0.000	0.000	0.000	0.001	-	-	0.000	0.000	0.000	0.001	-	-					0.088	
8.800						-	-	0.000	0.000	0.000	5.31	-	-																			0.088	
9.000	0.000	0.000	0.000		5.09	-	-	0.000	0.000	0.000	5.11	-	-			0.000	0.000	0.000	0.001	-	-	0.000	0.000	0.000	0.001	-	-					0.090	
9.200						-	-	0.000	0.000	0.000	4.91	-	-																			0.092	
9.250	0.000	0.000	0.000		4.84	-	-	0.000	0.000	0.000	4.86	-	-			0.000	0.000	0.000	0.002	-	-	0.000	0.000	0.000	0.001	-	-					0.093	
9.500	0.000	0.000	0.000		4.59	-	-	0.000	0.000	0.000	4.61	-	-			0.000	0.000	0.000	0.001	-	-	0.000	0.000	0.000	0.001	-	-					0.095	
9.600						-	-	0.000	0.000	0.000	4.51	-	-																			0.096	
9.750	0.000	0.000	0.000		4.34	-	-	0.000	0.000	0.000	4.36	-	-			0.000	0.000	0.000	0.001	-	-	0.000	0.000	0.000	0.002	-	-					0.098	
10.000	0.000	0.000	0.000		4.09	-	-	0.000	0.000	0.000	4.11	-	-			0.000	0.000	0.000	0.001	-	-	0.000	0.000	0.000	0.004	-	-					0.100	
10.500	0.000	0.000	0.000		3.59	-	-	0.000	0.000	0.000	3.62	-	-			0.000	0.000	0.000	0.001	-	-	0.000	0.000	0.000	0.012	-	-					0.105	
11.000	0.000	0.000	0.000		3.09	-	-	0.000	0.000	0.000	3.14	-	-			0.000	0.000	0.000	0.002	-	-	0.000	0.000	0.000	0.029	-	-					0.110	
11.500	0.000	0.000	0.000		2.59	-	-	0.000	0.000	0.000	2.67	-	-			0.000	0.000	0.000	0.002	-	-	0.000	0.000	0.000	0.061	-	-					0.115	
12.000	0.000	0.000	0.000		2.09	-	-	0.000	0.000	0.000	2.23	-	-			0.000	0.000	0.000	0.001	-	-	0.000	0.000	0.000	0.119	-	-					0.120	
12.500	0.000	0.000	0.000		1.59	-	-	0.000	0.000	0.000	1.82	-	-			0.000	0.000	0.000	0.005	-	-	0.000	0.000	0.000	0.209	-	-					0.125	
13.000	0.000	0.000	0.000		1.09	-	-	0.000	0.000	0.000	1.46	-	-			0.000	0.000	0.000	0.001	-	-	0.000	0.000	0.000	0.339	-	-					0.130	
13.500	0.000	0.000	0.000		0.614	-	30	0.000	0.000	0.000	1.13	-	-			0.000	0.000	0.000	0.022	-	-	0.000	0.000	0.000	0.518	-	-					0.135	
14.000	0.000	0.000	0.000		0.238	-	-	0.000	0.000	0.000	0.865	-	-			0.000	0.000	0.000	0.147	-	15	0.000	0.000	0.000	0.748	-	-					0.140	
14.500	0.000	0.000	0.000		0.052	-	-	0.000	0.000	0.000	0.645	-	-			0.000	0.000	0.000	0.461	-	-	0.000	0.000	0.000	1.03	-	-					0.145	
15.000	0.000	0.000	0.000		0.006	-	5	0.000	0.000	0.000	0.470	-	15			0.000	0.000	0.000	0.915	-	-	0.000	0.000	0.000	1.35	-	-					0.150	
15.500	0.000	0.000	0.000		0.001	-	15	0.000	0.000	0.000	0.332	-	-			0.000	0.000	0.000	1.41	-	-	0.000	0.000	0.000	1.72	-	-					0.155	
16.000	0.000	0.000	0.000		0.008	-	-	0.000	0.000	0.000	0.227	-	-			0.000	0.000	0.000	1.91	-	-	0.000	0.000	0.000	2.11	-	-					0.160	
16.500	0.000	0.000	0.000		0.001	-	-	0.000	0.000	0.000	0.154	-	-			0.000	0.000	0.000	2.41	-	-	0.000	0.000	0.000	2.54	-	-					0.165	
17.000	0.000	0.000	0.000		0.001	-	-	0.000	0.000	0.000	0.104	-	-			0.000	0.000	0.000	2.91	-	-	0.000	0.000	0.000	2.99	-	-					0.170	
17.500	0.000	0.000	0.000		0.001	-	-	0.000	0.000	0.000	0.067	-	-			0.000	0.000	0.000	3.41	-	-	0.000	0.000	0.000	3.46	-	-					0.175	
18.000	0.000	0.000	0.000		0.001	-	-	0.000	0.000	0.000	0.041	-	-			0.000	0.000	0.000	3.91	-	-	0.000	0.000	0.000	3.93	-	-					0.180	
18.500	0.000	0.000	0.000		0.001	-	-	0.000	0.000	0.000	0.027	-	-			0.000	0.000	0.000	4.41	-	-	0.000	0.000	0.000	4.42	-	-					0.185	
19.000	0.000	0.000	0.000		0.001	-	-	0.000	0.000	0.000	0.016	-	-			0.000	0.000	0.000	4.91	-	-	0.000	0.000	0.000	4.91	-	-					0.190	
19.500	0.000	0.000	0.000		0.001	-	-	0.000	0.000	0.000	0.009	-	-			0.000	0.000	0.000	5.41	-	-	0.000	0.000	0.000	5.41	-	-					0.195	
20.000	0.000	0.000	0.000		0.001	-	-	0.000	0.000	0.000	0.006	-	-			0.000	0.000	0.000	5.91	-	-	0.000	0.000	0.000	5.91	-	-					0.200	
21.000						-	-	0.000	0.000	0.000	0.002	-	-																			0.210	
22.000						-	-	0.000	0.000	0.000	0.001	-	-																			0.220	
Totals:						0	50					0	15	0	0					0	15					0	279	0	40				
Number of Trades:						0						0		0						0.00						0		0					

OTE (CR)

(Contract Size: 100 Securities, Exercise Style: American, Physical Delivery)

Call Options														Put Options																		
May 2026							June 2026							Other Months		May 2026							June 2026							Other Months		Exercise Price
Open price	Price max	Price min	Last price	Closing price	Volume	Open Interest	Open price	Price max	Price min	Last price	Closing price	Volume	Open Interest	Volume	Open Interest	Open price	Price max	Price min	Last price	Closing price	Volume	Open Interest	Open price	Price max	Price min	Last price	Closing price	Volume	Open Interest	Volume	Open Interest	
10.000					-	-	0.000	0.000	0.000		8.35	-	-										0.000	0.000	0.000		0.001	-	-			0.100
10.500					-	-	0.000	0.000	0.000		7.85	-	-										0.000	0.000	0.000		0.001	-	-			0.105
11.000	0.000	0.000	0.000		7.33	-	-	0.000	0.000	0.000		7.35	-	-		0.000	0.000	0.000		0.001	-	-	0.000	0.000	0.000		0.001	-	-			0.110
11.500	0.000	0.000	0.000		6.83	-	-	0.000	0.000	0.000		6.85	-	-		0.000	0.000	0.000		0.001	-	-	0.000	0.000	0.000		0.001	-	-			0.115
12.000	0.000	0.000	0.000		6.33	-	-	0.000	0.000	0.000		6.35	-	-		0.000	0.000	0.000		0.001	-	-	0.000	0.000	0.000		0.002	-	-			0.120
12.500	0.000	0.000	0.000		5.83	-	-	0.000	0.000	0.000		5.86	-	-		0.000	0.000	0.000		0.002	-	-	0.000	0.000	0.000		0.001	-	-			0.125
13.000	0.000	0.000	0.000		5.33	-	-	0.000	0.000	0.000		5.36	-	-		0.000	0.000	0.000		0.001	-	-	0.000	0.000	0.000		0.001	-	-			0.130
13.500	0.000	0.000	0.000		4.83	-	-	0.000	0.000	0.000		4.86	-	-		0.000	0.000	0.000		0.001	-	-	0.000	0.000	0.000		0.001	-	-			0.135
14.000	0.000	0.000	0.000		4.33	-	-	0.000	0.000	0.000		4.36	-	-		0.000	0.000	0.000		0.001	-	-	0.000	0.000	0.000		0.001	-	-			0.140
14.500	0.000	0.000	0.000		3.83	-	-	0.000	0.000	0.000		3.86	-	-		0.000	0.000	0.000		0.001	-	-	0.000	0.000	0.000		0.001	-	-			0.145
15.000	0.000	0.000	0.000		3.33	-	-	0.000	0.000	0.000		3.36	-	-		0.000	0.000	0.000		0.001	-	-	0.000	0.000	0.000		0.004	-	-			0.150
15.500	0.000	0.000	0.000		2.83	-	-	0.000	0.000	0.000		2.87	-	-		0.000	0.000	0.000		0.001	-	-	0.000	0.000	0.000		0.012	-	-			0.155
16.000	0.000	0.000	0.000		2.33	-	-	0.000	0.000	0.000		2.40	-	-		0.000	0.000	0.000		0.001	-	30	0.000	0.000	0.000		0.033	-	-			0.160
16.500	0.000	0.000	0.000		1.83	-	-	0.000	0.000	0.000		1.94	-	-		0.000	0.000	0.000		0.001	-	-	0.000	0.000	0.000		0.074	-	-			0.165
17.000	0.000	0.000	0.000		1.33	-	-	0.000	0.000	0.000		1.51	-	-		0.000	0.000	0.000		0.001	-	46	0.000	0.000	0.000		0.148	-	-			0.170
17.500	0.000	0.000	0.000		0.833	-	-	0.000	0.000	0.000		1.14	-	-		0.000	0.000	0.000		0.001	-	45	0.000	0.000	0.000		0.271	-	-			0.175
18.000	0.000	0.000	0.000		0.369	-	-	0.000	0.000	0.000		0.819	-	-		0.000	0.000	0.000		0.037	-	15	0.000	0.000	0.000		0.454	-	-			0.180
18.500	0.000	0.000	0.000		0.080	-	-	0.000	0.000	0.000		0.565	-	-		0.000	0.000	0.000		0.248	-	15	0.000	0.000	0.000		0.700	-	-			0.185
19.000	0.000	0.000	0.000		0.006	-	-	0.000	0.000	0.000		0.371	-	30		0.000	0.000	0.000		0.674	-	-	0.000	0.000	0.000		1.01	-	-			0.190
19.500	0.000	0.000	0.000		0.001	-	-	0.000	0.000	0.000		0.231	-	-		0.000	0.000	0.000		1.17	-	-	0.000	0.000	0.000		1.37	-	-			0.195
20.000	0.000	0.000	0.000		0.001	-	-	0.000	0.000	0.000		0.137	-	-		0.000	0.000	0.000		1.67	-	-	0.000	0.000	0.000		1.78	-	-			0.200
21.000	0.000	0.000	0.000		0.001	-	-	0.000	0.000	0.000		0.042	-	-		0.000	0.000	0.000		2.67	-	-	0.000	0.000	0.000		2.69	-	-			0.210
22.000	0.000	0.000	0.000		0.001	-	-	0.000	0.000	0.000		0.010	-	-		0.000	0.000	0.000		3.67	-	-	0.000	0.000	0.000		3.67	-	-			0.220
23.000	0.000	0.000	0.000		0.001	-	-	0.000	0.000	0.000		0.002	-	-		0.000	0.000	0.000		4.67	-	-	0.000	0.000	0.000		4.67	-	-			0.230
24.000	0.000	0.000	0.000		0.001	-	-	0.000	0.000	0.000		0.001	-	-		0.000	0.000	0.000		5.67	-	-	0.000	0.000	0.000		5.67	-	-			0.240
25.000	0.000	0.000	0.000		0.001	-	-	0.000	0.000	0.000		0.001	-	-		0.000	0.000	0.000		6.67	-	-	0.000	0.000	0.000		6.67	-	-			0.250
26.000	0.000	0.000	0.000		0.001	-	-	0.000	0.000	0.000		0.001	-	-		0.000	0.000	0.000		7.67	-	-	0.000	0.000	0.000		7.67	-	-			0.260
27.000	0.000	0.000	0.000		0.001	-	-	0.000	0.000	0.000		0.001	-	-		0.000	0.000	0.000		8.67	-	-	0.000	0.000	0.000		8.67	-	-			0.270
Totals:					0	0						0	30	0	0						0	151						0	123	0	0	
Number of Trades:					0						0						0						0						0			

PIRAEUS BANK (CR)

(Contract Size: 100 Securities, Exercise Style: American, Physical Delivery)

Call Options																Put Options																	
Exercise Price	May 2026						June 2026						Other Months		May 2026						June 2026						Other Months		Exercise Price				
	Open price	Price max	Price min	Last price	Closing price	Volume	Open Interest	Open price	Price max	Price min	Last price	Closing price	Volume	Open Interest	Volume	Open Interest	Open price	Price max	Price min	Last price	Closing price	Volume	Open Interest	Open price	Price max	Price min	Last price	Closing price		Volume	Open Interest	Volume	Open Interest
4.250	0.000	0.000	0.000		4.18	-	-	0.000	0.000	0.000		4.19	-	-			0.000	0.000	0.000		0.001	-	-	0.000	0.000	0.000		0.001	-	-			0.043
4.500	0.000	0.000	0.000		3.93	-	-	0.000	0.000	0.000		3.94	-	-			0.000	0.000	0.000		0.001	-	-	0.000	0.000	0.000		0.001	-	-			0.045
4.750	0.000	0.000	0.000		3.68	-	-	0.000	0.000	0.000		3.69	-	-			0.000	0.000	0.000		0.001	-	-	0.000	0.000	0.000		0.001	-	-			0.048
5.000	0.000	0.000	0.000		3.43	-	-	0.000	0.000	0.000		3.44	-	-			0.000	0.000	0.000		0.001	-	-	0.000	0.000	0.000		0.001	-	-			0.050
5.250	0.000	0.000	0.000		3.18	-	-	0.000	0.000	0.000		3.19	-	-			0.000	0.000	0.000		0.002	-	-	0.000	0.000	0.000		0.001	-	-			0.053
5.500	0.000	0.000	0.000		2.93	-	-	0.000	0.000	0.000		2.94	-	-			0.000	0.000	0.000		0.001	-	-	0.000	0.000	0.000		0.001	-	-			0.055
5.750	0.000	0.000	0.000		2.68	-	-	0.000	0.000	0.000		2.69	-	-			0.000	0.000	0.000		0.001	-	-	0.000	0.000	0.000		0.001	-	-			0.058
6.000	0.000	0.000	0.000		2.43	-	-	0.000	0.000	0.000		2.45	-	-			0.000	0.000	0.000		0.001	-	-	0.000	0.000	0.000		0.003	-	-			0.060
6.250	0.000	0.000	0.000		2.18	-	-	0.000	0.000	0.000		2.20	-	-			0.000	0.000	0.000		0.002	-	-	0.000	0.000	0.000		0.007	-	-			0.063
6.500	0.000	0.000	0.000		1.93	-	-	0.000	0.000	0.000		1.96	-	-			0.000	0.000	0.000		0.001	-	-	0.000	0.000	0.000		0.015	-	-			0.065
6.750	0.000	0.000	0.000		1.68	-	-	0.000	0.000	0.000		1.72	-	-			0.000	0.000	0.000		0.001	-	-	0.000	0.000	0.000		0.029	-	-			0.068
7.000	0.000	0.000	0.000		1.43	-	-	0.000	0.000	0.000		1.50	-	-			0.000	0.000	0.000		0.005	-	-	0.000	0.000	0.000		0.051	-	-			0.070
7.250	0.000	0.000	0.000		1.18	-	-	0.000	0.000	0.000		1.28	-	-			0.000	0.000	0.000		0.001	-	-	0.000	0.000	0.000		0.085	-	-			0.073
7.500	0.000	0.000	0.000		0.931	-	-	0.000	0.000	0.000		1.08	-	-			0.000	0.000	0.000		0.005	-	-	0.000	0.000	0.000		0.133	-	-			0.075
7.750	0.000	0.000	0.000		0.682	-	-	0.000	0.000	0.000		0.893	-	-			0.000	0.000	0.000		0.001	-	-	0.000	0.000	0.000		0.198	-	-			0.078
8.000	0.000	0.000	0.000		0.440	-	-	0.000	0.000	0.000		0.731	-	-			0.000	0.000	0.000		0.009	-	-	0.000	0.000	0.000		0.285	-	-			0.080
8.250	0.000	0.000	0.000		0.231	-	-	0.000	0.000	0.000		0.588	-	-			0.000	0.000	0.000		0.050	-	-	0.000	0.000	0.000		0.392	-	-			0.083
8.500	0.000	0.000	0.000		0.090	-	-	0.000	0.000	0.000		0.463	-	-			0.000	0.000	0.000		0.159	-	-	0.000	0.000	0.000		0.517	-	-			0.085
8.750	0.000	0.000	0.000		0.024	-	-	0.000	0.000	0.000		0.358	-	10			0.000	0.000	0.000		0.344	-	-	0.000	0.000	0.000		0.662	-	-			0.088
9.000	0.000	0.000	0.000		0.004	-	-	0.000	0.000	0.000		0.276	-	900			0.000	0.000	0.000		0.574	-	-	0.000	0.000	0.000		0.830	-	-			0.090
9.250	0.000	0.000	0.000		0.003	-	-	0.000	0.000	0.000		0.207	-	-			0.000	0.000	0.000		0.820	-	-	0.000	0.000	0.000		1.01	-	-			0.093
9.500	0.000	0.000	0.000		0.004	-	-	0.000	0.000	0.000		0.151	-	-			0.000	0.000	0.000		1.07	-	-	0.000	0.000	0.000		1.21	-	-			0.095
9.750	0.000	0.000	0.000		0.001	-	-	0.000	0.000	0.000		0.112	-	-			0.000	0.000	0.000		1.32	-	-	0.000	0.000	0.000		1.42	-	-			0.098
10.000	0.000	0.000	0.000		0.002	-	-	0.000	0.000	0.000		0.079	-	-			0.000	0.000	0.000		1.57	-	-	0.000	0.000	0.000		1.63	-	-			0.100
10.500	0.000	0.000	0.000		0.001	-	-	0.000	0.000	0.000		0.040	-	-			0.000	0.000	0.000		2.07	-	-	0.000	0.000	0.000		2.10	-	-			0.105
11.000	0.000	0.000	0.000		0.001	-	-	0.000	0.000	0.000		0.019	-	-			0.000	0.000	0.000		2.57	-	-	0.000	0.000	0.000		2.58	-	-			0.110
11.500	0.000	0.000	0.000		0.001	-	-	0.000	0.000	0.000		0.008	-	-			0.000	0.000	0.000		3.07	-	-	0.000	0.000	0.000		3.07	-	-			0.115
12.000	0.000	0.000	0.000		0.001	-	-	0.000	0.000	0.000		0.004	-	-			0.000	0.000	0.000		3.57	-	-	0.000	0.000	0.000		3.57	-	-			0.120
12.500	0.000	0.000	0.000		0.001	-	-	0.000	0.000	0.000		0.001	-	-			0.000	0.000	0.000		4.07	-	-	0.000	0.000	0.000		4.07	-	-			0.125
13.000						-	-	0.000	0.000	0.000		0.001	-	-							-	-		0.000	0.000	0.000		4.57	-	-			0.130
Totals:						0	0					0	910	0	0							0	0					0	0	0	0		
Number of Trades:						0						0		0								0.00						0		0			

PPC (CR)

(Contract Size: 100 Securities, Exercise Style: American, Physical Delivery)

Call Options																Put Options																		
Exercise Price	May 2026							June 2026							Other Months		May 2026						June 2026						Other Months		Exercise Price			
	Open price	Price max	Price min	Last price	Closing price	Volume	Open Interest	Open price	Price max	Price min	Last price	Closing price	Volume	Open Interest	Volume	Open Interest	Open price	Price max	Price min	Last price	Closing price	Volume	Open Interest	Open price	Price max	Price min	Last price	Closing price	Volume	Open Interest		Volume	Open Interest	
9.200						-	-	0.000	0.000	0.000	10.98	-	-			-	-	0.000	0.000	0.000	0.001	-	-									0.092		
9.500						-	-	0.000	0.000	0.000	10.68	-	-			-	-	0.000	0.000	0.000	0.001	-	-									0.095		
9.600						-	-	0.000	0.000	0.000	10.58	-	-			-	-	0.000	0.000	0.000	0.001	-	-									0.096		
9.750						-	-	0.000	0.000	0.000	10.43	-	-			-	-	0.000	0.000	0.000	0.001	-	-									0.098		
10.000						-	-	0.000	0.000	0.000	10.18	-	-			-	-	0.000	0.000	0.000	0.001	-	-									0.100		
10.500						-	-	0.000	0.000	0.000	9.68	-	-			-	-	0.000	0.000	0.000	0.001	-	-									0.105		
11.000						-	-	0.000	0.000	0.000	9.18	-	-			-	-	0.000	0.000	0.000	0.001	-	-									0.110		
11.500						-	-	0.000	0.000	0.000	8.68	-	-			-	-	0.000	0.000	0.000	0.001	-	-									0.115		
12.000	0.000	0.000	0.000		8.16	-	-	0.000	0.000	0.000	8.18	-	-			0.000	0.000	0.000	0.001	-	-			0.000	0.000	0.000	0.001	-	-			0.120		
12.500	0.000	0.000	0.000		7.66	-	-	0.000	0.000	0.000	7.69	-	-			0.000	0.000	0.000	0.001	-	-			0.000	0.000	0.000	0.001	-	-			0.125		
13.000	0.000	0.000	0.000		7.16	-	-	0.000	0.000	0.000	7.19	-	-			0.000	0.000	0.000	0.001	-	-			0.000	0.000	0.000	0.001	-	-			0.130		
13.500	0.000	0.000	0.000		6.66	-	-	0.000	0.000	0.000	6.69	-	-			0.000	0.000	0.000	0.001	-	-			0.000	0.000	0.000	0.001	-	-			0.135		
14.000	0.000	0.000	0.000		6.16	-	-	0.000	0.000	0.000	6.19	-	-			0.000	0.000	0.000	0.002	-	-			0.000	0.000	0.000	0.001	-	-			0.140		
14.500	0.000	0.000	0.000		5.66	-	-	0.000	0.000	0.000	5.69	-	-			0.000	0.000	0.000	0.001	-	-			0.000	0.000	0.000	0.001	-	-			0.145		
15.000	0.000	0.000	0.000		5.16	-	-	0.000	0.000	0.000	5.19	-	-			0.000	0.000	0.000	0.001	-	-			0.000	0.000	0.000	0.001	-	-			0.150		
15.500	0.000	0.000	0.000		4.66	-	-	0.000	0.000	0.000	4.70	-	-			0.000	0.000	0.000	0.002	-	-			0.000	0.000	0.000	0.004	-	-			0.155		
16.000	0.000	0.000	0.000		4.16	-	-	0.000	0.000	0.000	4.20	-	-			0.000	0.000	0.000	0.001	-	-			0.000	0.000	0.000	0.009	-	-			0.160		
16.500	0.000	0.000	0.000		3.66	-	-	0.000	0.000	0.000	3.72	-	-			0.000	0.000	0.000	0.001	-	-			0.000	0.000	0.000	0.021	-	-			0.165		
17.000	0.000	0.000	0.000		3.16	-	-	0.000	0.000	0.000	3.24	-	-			0.000	0.000	0.000	0.001	-	-	10		0.000	0.000	0.000	0.044	-	-			0.170		
17.500	0.000	0.000	0.000		2.66	-	-	0.000	0.000	0.000	2.78	-	-			0.000	0.000	0.000	0.001	-	-	10		0.000	0.000	0.000	0.083	-	-			0.175		
18.000	0.000	0.000	0.000		2.16	-	13	0.000	0.000	0.000	2.34	-	-			0.000	0.000	0.000	0.031	-	-			0.000	0.000	0.000	0.145	-	-			0.180		
18.500	1.81	1.81	1.81	1.81	1.81	5	16	0.000	0.000	0.000	1.93	-	60			0.000	0.000	0.000	0.002	-	-			0.000	0.000	0.000	0.236	-	-			0.185		
19.000	0.000	0.000	0.000		1.16	-	2	0.000	0.000	0.000	1.56	-	15			0.000	0.000	0.000	0.001	-	-	75		0.000	0.000	0.000	0.364	-	-			0.190		
19.500	0.900	0.900	0.900	0.900	0.900	10	10	0.000	0.000	0.000	1.24	-	-			0.000	0.000	0.000	0.015	-	-	45		0.000	0.000	0.000	0.538	-	-			0.195		
20.000	0.000	0.000	0.000		0.278	-	15	0.855	0.855	0.855	0.855	0.855	15	40			0.043	0.043	0.043	0.043	0.043	15	15	0.718	0.718	0.682	0.682	0.682	30	0			0.200	
21.000	0.000	0.000	0.000		0.007	-	-	0.401	0.409	0.400	0.409	0.409	20	90			0.000	0.000	0.000	0.846	-	-			1.42	1.42	1.17	1.36	1.36	45	15			0.210
22.000	0.000	0.000	0.000		0.001	-	-	0.000	0.000	0.000	0.268	-	-			0.000	0.000	0.000	1.84	-	-			2.24	2.24	2.24	2.24	2.24	15	0			0.220	
23.000	0.000	0.000	0.000		0.002	-	-	0.000	0.000	0.000	0.125	-	-			0.000	0.000	0.000	2.84	-	-			0.000	0.000	0.000	2.93	-	-			0.230		
24.000	0.000	0.000	0.000		0.001	-	-	0.000	0.000	0.000	0.052	-	-			0.000	0.000	0.000	3.84	-	-			0.000	0.000	0.000	3.87	-	-			0.240		
25.000	0.000	0.000	0.000		0.004	-	-	0.000	0.000	0.000	0.019	-	-			0.000	0.000	0.000	4.84	-	-			0.000	0.000	0.000	4.84	-	-			0.250		
26.000	0.000	0.000	0.000		0.001	-	-	0.000	0.000	0.000	0.007	-	-			0.000	0.000	0.000	5.84	-	-			0.000	0.000	0.000	5.84	-	-			0.260		
27.000	0.000	0.000	0.000		0.001	-	-	0.000	0.000	0.000	0.002	-	-			0.000	0.000	0.000	6.84	-	-			0.000	0.000	0.000	6.84	-	-			0.270		
28.000	0.000	0.000	0.000		0.001	-	-	0.000	0.000	0.000	0.001	-	-			0.000	0.000	0.000	7.84	-	-			0.000	0.000	0.000	7.84	-	-			0.280		
29.000	0.000	0.000	0.000		0.001	-	-	0.000	0.000	0.000	0.001	-	-			0.000	0.000	0.000	8.84	-	-			0.000	0.000	0.000	8.84	-	-			0.290		
30.000	0.000	0.000	0.000		0.001	-	-	0.000	0.000	0.000	0.001	-	-			0.000	0.000	0.000	9.84	-	-			0.000	0.000	0.000	9.84	-	-			0.300		

PPC (CR)

(Contract Size: 100 Securities, Exercise Style: American, Physical Delivery)

		Call Options														Put Options																	
		May 2026						June 2026						Other Months		May 2026						June 2026						Other Months					
Exercise Price	Open price	Price max	Price min	Last price	Closing price	Volume	Open Interest	Open price	Price max	Price min	Last price	Closing price	Volume	Open Interest	Volume	Open Interest	Open price	Price max	Price min	Last price	Closing price	Volume	Open Interest	Open price	Price max	Price min	Last price	Closing price	Volume	Open Interest	Volume	Open Interest	Exercise Price
Totals:						15	56						35	205	0	0						15	155						90	27	0	0	
Number of Trades:							2						4		0							1.00							6		0		

Lending Products	Underlying Title	Open Interest[5]	Multilateral Transactions[1]				Bilateral Transactions[2]		Stock Borrowing through OTC (volume)[3]
			Volume(Offered)	Average Weighted	Transactions volume	Average Weighted	Transactions Volume	Average Weighted	Transactions Volume
ADMIEBOR	ADMIE (IPTO) HOLDING S.A. (CR)	3,700	---	---	---	---	---	5,249,021	
AEGNBOR	AEGEAN AIRLINES (CR)	---	---	---	---	---	---	1,187,690	
AKTRBOR	AKTOR S.A. HOLDING CO. (CR)	---	---	---	---	---	---	827,619	
ALWNBOR	Allwyn AG (CR)	---	---	---	---	---	---	13,496,684	
ALPHABOR	ALPHA BANK (CR)	7,400	---	---	---	---	---	186,660,817	
AETFBOR	ALPHA ETF FTSE Athex Large Cap	---	---	---	---	1,000	1.00%	2,000	
AEMBOR	ALTER EGO MEDIA (CR)	---	---	---	---	---	---	---	
AIABOR	ATHENS INTL AIRPORT (CR)	1,300	---	---	1,100	3.70%	---	1,936,795	
ACAGBOR	AUSTRIACARD (CB)	---	---	---	---	---	---	962	
OTOELBOR	AUTOHELLAS SA (CR)	100	---	---	281	3.70%	---	74,114	
AVAXBOR	AVAX S.A. (CR)	4,000	---	---	1,323	3.70%	---	271,758	
BYLOTBOR	BALLY'S INTRALOT (CR)	---	---	---	---	---	---	38,239,605	
BOCHGRBOR	BANK OF CYPRUS (CR)	---	---	---	---	---	---	522,281	
EEEBOR	CC HBC AG (CR)	850	---	---	---	---	---	126,439	
CENERBOR	CENERGY HOLDINGS (CB)	9,480	---	---	---	---	---	1,438,479	
CREDIABOR	CrediaBank (CR)	778	---	---	---	---	---	3,674,388	
DIMANDBOR	DIMAND (CR)	---	---	---	---	---	---	7,342	
ELLAKTORBOR	ELLAKTOR (CR)	34,821	---	---	---	---	---	100,082	
ELHABOR	ELVALHALCOR (CR)	---	---	---	---	---	---	786,075	
EUROBBOR	EUROBANK (CR)	45,000	---	---	---	---	---	119,015,678	
EXAEBOR	EURONEXT ATHENS (CR)	4,755	---	---	---	---	---	343,370	
EYDAPBOR	EYDAP S.A. (CR)	---	---	---	---	---	---	425,754	
FOYRKBOR	FOURLIS (CR)	2,500	---	---	---	---	---	114,601	
GEKTERNABOR	GEK TERNA (CR)	---	---	---	---	---	---	1,144,435	
SARBOR	GR. SARANTIS S.A. (CR)	2,237	---	---	---	---	---	251,324	
ELPEBOR	HELLENIQ ENERGY (CR)	---	---	---	---	---	---	779,470	
INTEKBOR	IDEAL HOLDINGS (CR)	---	---	---	---	---	---	84,452	
INTRKBOR	INTRACOM HOLDINGS (CR)	---	---	---	---	---	---	254,291	
BELABOR	JUMBO SA (CR)	---	---	---	---	---	---	939,628	
KRIBOR	KRI-KRI S.A. (CR)	2,999	---	---	---	---	---	50,466	
LAMDABOR	LAMDA DEVELOPMENT SA (CR)	---	---	---	---	---	---	240,532	

Stock Lending Notes

[1] - Multilateral contracts Lending or Borrowing as per Methods 8-1, 8-2 and 8-3-3 (According to ATHEX BoD Resolution No.17)

[2] - Bilateral Contracts Lending or Borrowing as per Methods 8-3-1 and 8-3-2 & Contracts as per Method 4 (According to ATHEX BoD Resolution No.20)

[3] - The information concerning OTC Stock Borrowing Transactions is based on the statements of the Dematerialised Securities System (DSS) operators involved and refers to volumes that have been registered up until the previous working day.

[4] - Average Price (Volume weighted)

[5] - The Data concerning Open Interest before the start of trading session

Lending Products	Underlying Title	Open Interest[5]	Multilateral Transactions[1]				Bilateral Transactions[2]		Stock Borrowing through OTC (volume)[3]
			Volume(Offered)	Average Weighted	Transactions volume	Average Weighted	Transactions Volume	Average Weighted	Transactions Volume
MTLNBOR	METLEN PLC (CR)	500	---	---	---	---	---	---	1,641,995
MIGBOR	MIG (CR)	1,291	---	---	---	---	---	---	39,913
MOHBOR	MOTOR OIL (CR)	1,000	---	---	---	---	---	---	888,147
ETEBOR	NATIONAL BANK (CR)	---	---	---	---	---	---	---	22,721,800
NOVALBOR	NOVAL PROPERTY REIC (CR)	---	---	---	---	---	---	---	---
OPTIMABOR	OPTIMA BANK (CR)	---	---	---	330	3.70%	---	---	4,761,360
HTOBOR	OTE (CR)	2,000	---	---	---	---	---	---	4,625,643
PPABOR	P.P.A. S.A. (CR)	---	---	---	---	---	---	---	89,321
TPEIRBOR	PIRAEUS BANK (CR)	3,000	---	---	---	---	---	---	12,439,113
PPCBOR	PPC (CR)	126,604	---	---	82	5.51%	---	---	19,193,359
PROFBOR	PROFILE SA (CR)	---	---	---	---	---	---	---	39,526
QLCOBOR	QUALCO GROUP (CR)	---	---	---	---	---	---	---	900,821
QUESTBOR	QUEST HOLDINGS (CR)	3,991	---	---	---	---	---	---	47,709
TITCBOR	TITAN (CB)	50	---	---	---	---	---	---	125,386
OLTHBOR	TPA SA (CR)	---	---	---	---	---	---	---	750
TRESTATESBOR	TRADE ESTATES REIC (CR)	---	---	---	---	---	---	---	---
VIOBOR	VIOHALCO SA/IV (CB)	---	---	---	---	---	---	---	---

Stock Lending Notes

[1] - Multilateral contracts Lending or Borrowing as per Methods 8-1, 8-2 and 8-3-3 (According to ATHEX BoD Resolution No.17)

[2] - Bilateral Contracts Lending or Borrowing as per Methods 8-3-1 and 8-3-2 & Contracts as per Method 4 (According to ATHEX BoD Resolution No.20)


[3] - The information concerning OTC Stock Borrowing Transactions is based on the statements of the Dematerialised Securities System (DSS) operators involved and refers to volumes that have been registered up until the previous working day.

[4] - Average Price (Volume weighted)

[5] - The Data concerning Open Interest before the start of trading session

Sectors codification for listed companies

12003 -	ETF	10101010	Computer Services
10101015	Software	10102030	Computer Hardware
15101010	Telecommunications Equipment	15102015	Telecommunications Services
20101010	Health Care Facilities	20102010	Medical Equipment
20103015	Pharmaceuticals	30101010	Banks
30202000	Diversified Financial Services	30202010	Asset Managers & Custodians
30202015	Investment Services	30204000	Closed End Investments
30302010	Full Line Insurance	30302015	Insurance Brokers
30302025	Property and Casualty Insurance	35101010	Real Estate Holding and Development
35101015	Real Estate Services	35102000	Diversified REITs
35102045	Retail REITs.	40202015	Household Furnishings
40202020	Household Appliance	40203040	Electronic Entertainment
40204020	Clothing & Accessories	40301010	Entertainment
40301030	Publishing	40301035	Radio & TV Broadcasters
40401010	Diversified Retailers	40401020	Apparel Retailers
40401025	Home Improvement Retailers	40401030	Specialty Retailers
40501010	Airlines	40501015	Travel & Tourism
40501020	Casinos & Gambling	40501025	Hotels & Motels
45101015	Distillers & Vintners	45101020	Soft Drinks
45102010	Farming Fishing Ranching & Plantations	45102020	Food Products
45103010	Tobacco	45201010	Food Retailers & Wholesalers
45201020	Personal Products	50101010	Construction
50101020	Building Roof/Wallboard and Plumbing	50101030	Cement
50101035	Building Materials: Other	50202010	Electrical Components
50203015	Plastics	50203030	Containers & Packaging
50204000	Machinery: Industrial	50204020	Machinery: Construction & Handling
50205010	Industrial Suppliers	50205020	Back Office Support HR & Consulting
50205030	Forms & Bulk Printing Services	50206015	Commercial Vehicles & Parts
50206030	Marine Transportation	50206060	Transportation Services
55101000	Diversified Materials	55101020	Textile Products
55102000	General Mining	55102010	Iron & Steel
55102015	Metal Fabricating	55102035	Aluminum
60101020	Oil Refining and Marketing	65101010	Alternative Electricity
65101015	Conventional Electricity	65102000	Multi-Utilities
65102030	Water		



[euronext.com](https://www.euronext.com)