

Euronext Athens

**Ημερήσιο Δελτίο Συναλλακτικής
Δραστηριότητας**

Daily Official List of Trading Activity



EURONEXT

Disclaimer:

This publication is for information purposes only and is not a recommendation to engage in investment activities. This publication is provided "as is" without representation or warranty of any kind. Whilst all reasonable care has been taken to ensure the accuracy of the content, Euronext does not guarantee its accuracy or completeness. Euronext will not be held liable for any loss or damages of any nature ensuing from using, trusting or acting on information provided. No information set out or referred to in this publication shall form the basis of any contract. The creation of rights and obligations in respect of financial products that are traded on the exchanges operated by Euronext's subsidiaries shall depend solely on the applicable rules of the market operator. All proprietary rights and interest in or connected with this publication shall vest in Euronext. No part of it may be redistributed in any form without the prior written permission of Euronext. Euronext refers to Euronext N.V. and its affiliates. Information regarding trademarks and intellectual property rights of Euronext is located at www.euronext.com/terms-use

©2026, Euronext N.V. – All rights reserved

You acknowledge and agree that the Company is the owner of any property rights related to any Information appearing on the Daily Official List including intellectual property rights copyright, trademarks, etc.

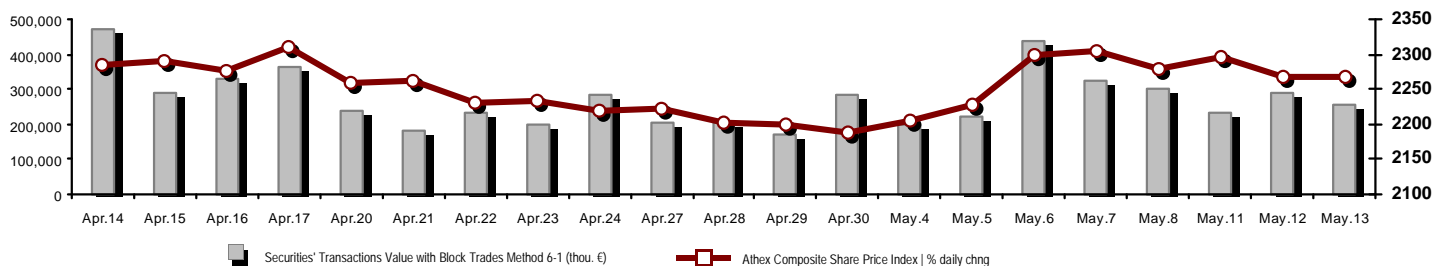
EURONEXT ATHENS HOLDING S.A.

110 Athinon Ave., 10442 Athens, Tel: (210) 33.66.800, Fax: (210) 32.13.938

<https://athens.euronext.com>

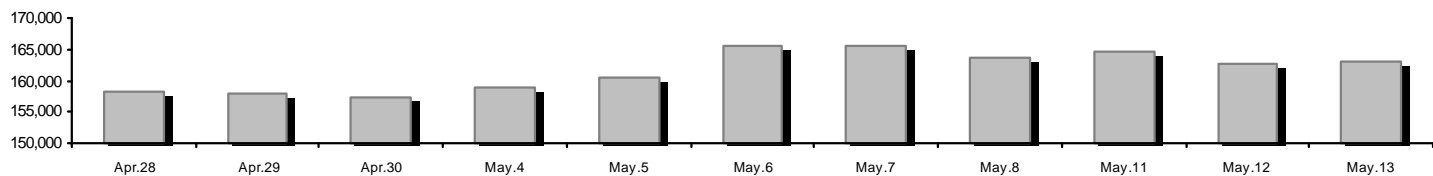
Summary of Markets

Athex Composite Share Price Index vs Shares and Derivatives Transactions Value

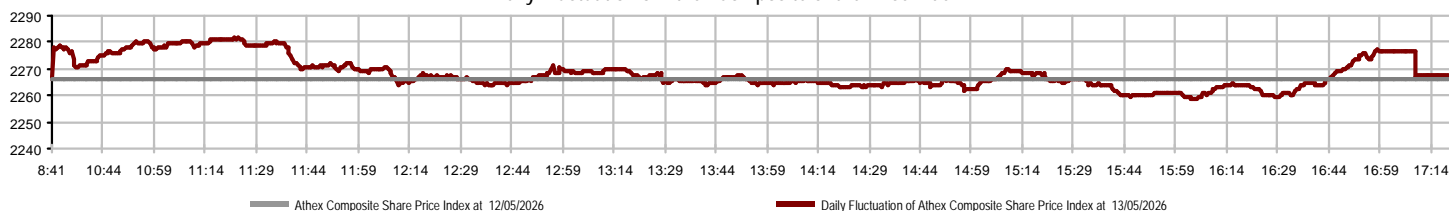


Euronext Athens Capitalisation (mill. €)**:	162,954.89	Derivatives Total Open Interest	1,859,527
Daily change: mill. € %	181.91 0.11%	in Index Futures % daily chng	10,204 0.00%
Yearly Avg Capitalisation: mill. € % chng prev year Avg	155,035.82 21.41%	in Stock Futures % daily chng	1,841,280 0.00%
Athex Composite Share Price Index % daily chng	2,267.45 0.05%	in Index Options % daily chng	3,730 0.00%
Athex Composite Share Price Index Capitalisation (mill. €)	152,631.28	in Stock Options % daily chng	4,313 0.00%
Daily change (mill. €)	94.28		
Securities' Transactions Value with Block Trades Method 6-1 (t	254,657.67	Derivatives Contracts Volume:	33,827
Daily change: %	-32,287.77 -11.25%	Daily change: pieces %	-4,603 -11.98%
YtD Avg Trans. Value: thou. € % chng prev year Avg	345,305.09 59.81%	YtD Avg Derivatives Contracts % chng prev year Avg	76,341 32.58%
Blocks Transactions Value of Method 6-1 (thou. €)	10,557.69	Derivatives Trades Number:	2,667
Blocks Transactions Value of Method 6-2 & 6-3 (thou. €)	0.17	Daily change: number %	306 12.96%
Bonds Transactions Value (thou.€)	1,597.50	YtD Avg Trades number % chng prev year Avg	3,002 35.76%
Securities' Transactions Volume with Block Trades Method 6-1 (tho	33,539.39	Lending Total Open Interest	397,046
Daily change: thou. pieces %	-3,990.19 -10.63%	Daily change: pieces %	0 0.00%
YtD Avg Volume: % chng prev year Avg	52,864.64 26.81%	Lending Volume (Multilateral/Bilateral)	19,000
Blocks Transactions Volume of Method 6-1 (thou. Pieces)	1,217.20	Daily change: pieces %	6,248
Blocks Transactions Volume of Method 6-2 & 6-3 (thou. Pieces)	0.04	Multilateral Lending	0
Bonds Transactions Volume	1,605,000	Bilateral Lending	19,000
Securities' Trades Number with Block Trades Method 6-1	77,883	Lending Trades Number:	3
Daily change: number %	12,346 18.84%	Daily change: %	-10
YtD Avg Trades number % chng prev year Avg	75,490 50.65%	Multilateral Lending Trades Number	0
Number of Blocks Method 6-1	19	Bilateral Lending Trades Number	3
Number of Blocks Method 6-2 & 6-3	1		
Number of Bonds Transactions	224		

Euronext Athens Capitalisation (mill. €)**



Daily Fluctuation of Athex Composite Share Price Index



Athex Indices

Index name	13/05/2026	12/05/2026	pts.	%	Min	Max	Year min	Year max	Year change
Athex Composite Share Price Index	2,267.45 #	2,266.42	1.03	0.05%	2,258.39	2,281.66	1,998.09	2,407.09	6.92% #
Athex Composite Index Total Return Index	4,490.70 #	4,488.66	2.04	0.05%	4,472.75	4,518.83	3,942.63	4,745.66	7.44% #
Athex ESG Index	2,690.00 #	2,689.98	0.02	0.00%	2,678.23	2,708.01	2,361.87	2,867.98	7.50% #
ATHEX Small Cap Price Index	2,481.74 #	2,431.44	50.30	2.07%	2,431.44	2,481.74	2,193.29	2,627.20	-2.63% €
ATHEX EN.A. Growth Price Index	16,617.48 €	16,639.81	-22.33	-0.13%	16,499.69	16,938.93	16,499.69	20,788.55	-16.01% €
FTSE/Athex Large Cap	5,749.84 €	5,751.37	-1.53	-0.03%	5,725.02	5,788.98	5,057.48	6,153.73	7.45% #
FTSE/Athex Mid Cap Index	2,970.66 #	2,931.46	39.20	1.34%	2,931.46	2,970.96	2,510.28	2,970.96	5.16% #
FTSE/ATHEX High Dividend Yield Index	4,695.02 €	4,710.31	-15.29	-0.32%	4,693.93	4,734.57	4,495.63	5,149.57	-5.00% €
FTSE/Athex Market Index	1,357.01 €	1,358.30	-1.29	-0.09%	1,350.96	1,367.41	1,190.89	1,449.15	7.61% #
FTSE/Athex Banks	2,558.20 €	2,582.77	-24.57	-0.95%	2,540.16	2,605.54	2,143.30	2,859.37	11.52% #
FTSE/ATHEX TECHNOLOGY & TELECOMMUNICAT	7,080.58 #	6,991.65	88.93	1.27%	6,958.37	7,093.25	6,027.65	7,093.25	4.52% #
FTSE/ATHEX HEALTH CARE	6,437.65 €	6,440.36	-2.71	-0.04%	6,437.65	6,556.97	4,884.62	6,600.67	26.70% #
FTSE/ATHEX FINANCIAL SERVICES	11,961.57 €	12,075.07	-113.50	-0.94%	11,877.57	12,180.73	10,029.11	13,356.35	11.51% #
FTSE/ATHEX REAL ESTATE	5,397.82 #	5,395.94	1.88	0.03%	5,372.67	5,415.80	5,093.00	5,898.28	-3.89% €
FTSE/ATHEX CONSUMER DISCRETIONARY	4,503.83 #	4,459.17	44.66	1.00%	4,459.17	4,512.45	4,437.04	5,876.98	-22.89% €
FTSE/ATHEX CONSUMER STAPLES	9,778.40 €	9,832.90	-54.50	-0.55%	9,751.99	9,898.69	8,640.95	10,243.39	10.96% #
FTSE/ATHEX INDUSTRIALS	12,457.22 €	12,544.86	-87.64	-0.70%	12,408.59	12,584.47	10,051.45	12,776.62	23.93% #
FTSE/ATHEX BASIC MATERIALS	12,847.62 #	12,675.98	171.64	1.35%	12,573.86	12,903.04	8,778.94	12,903.04	34.87% #
FTSE/ATHEX ENERGY & UTILITIES	7,163.35 #	7,008.56	154.79	2.21%	7,008.56	7,193.97	6,127.28	7,506.29	4.16% #
Athex All Share Index	517.61 #	517.03	0.58	0.11%	517.61	517.61	460.14	542.74	6.88% #
Hellenic Mid & Small Cap Index	3,211.56 #	3,204.92	6.64	0.21%	3,193.38	3,214.67	2,761.30	3,224.62	10.92% #
FTSE/Athex Large Cap Total Return	10,334.43 €	10,337.18	-2.75	-0.03%			9,100.35	11,012.64	7.94% #
FTSE/Athex Mid Cap Total Return	4,280.56 #	4,224.07	56.49	1.34%			3,625.91	4,280.56	5.61% #
MSCI GREECE REBASED	8,966.93 €	9,021.71	-54.78	-0.61%	8,917.61	9,103.13	7,755.87	10,138.65	4.71% #
Hellenic Corporate Bond Index	144.40 €	144.52	-0.12	-0.08%			143.28	145.27	0.03% #
Hellenic Corporate Bond Price Index	92.69 €	92.78	-0.09	-0.09%			92.37	93.97	-1.33% €

Note 1: FTSE/Med 100, Hellenic Corporate Bond Price Index and Hellenic Corporate Bond Index closing prices refer to the previous trading day of 11/05/2026.

Note 2: The Hellenic Mid & Small Cap Index is a Customized index calculated by the Athens Exchange.

Analytic Figures for Athex Market's Boards and Categories

	Total Traded Securities	Main Market	Surveillance	Exchange Traded Funds (ETFs)
Totals	126	124	1	1
Gain / Lose / Same:	70 / 44 / 12	69 / 44 / 11	0 / 0 / 1	1 / 0 / 0
Euronext Athens Capitalisation (mill. €)	162,954.89	162,952.18	2.71	
Daily Average Trans/ons Value(thou.€)	345,305.09	345,219.22	4.40	435.75
Transactions Value	254,657.84	254,395.54	0.00	262.30
Main Board:	244,099.98	243,837.67	0.00	262.30
Blocks Board 6_2_3:	10,557.87	10,557.87	0.00	0.00
Forced Sales Board:	0.00	0.00	0.00	0.00
Special Terms Board:	0.00	0.00	0.00	0.00
Daily Average Transactions Volume	52,864,639	52,903,285	4,666	7,660
Transactions Volume	33,539,428	33,534,913	10	4,505
Main Board:	32,322,187	32,317,672	10	4,505
Blocks Board 6_2_3:	1,217,241	1,217,241	0	0
Forced Sales Board:	0	0	0	0
Special Terms Board:	0	0	0	0
Daily Average Number of Trades	75,490	75,327	10	156
Number of Trades	77,884	77,803	1	80
Main Board:	77,864	77,783	1	80
Blocks Board 6_2_3:	20	20	0	0
Forced Sales Board:	0	0	0	0
Special Terms Board:	0	0	0	0

Trading Details by Euronext Athens Sectors and Financial Instruments (ETFs)

Code	Sectors	Gain / Lose / Same	Number of Trades	Transactions Volume	Transactions Value	% of Total Trans. Value
3010	- Banks	4 / 4 / 0	33,822	20,861,050	105,621,457.78	41.48%
5510	- Basic Resources	7 / 4 / 2	2,886	679,146	4,731,918.18	1.86%
5010	- Construction & Materials	6 / 5 / 0	6,558	1,370,033	15,279,739.83	6.00%
4020	- Consumer Products & Services	3 / 0 / 0	74	41,246	12,922.92	0.01%
6010	- Energy	2 / 2 / 0	2,741	361,031	5,787,643.05	2.27%
12000	- Financial Instruments	1 / 0 / 0	80	4,505	262,302.73	0.10%
3020	- Financial Services	3 / 0 / 2	176	23,438	173,723.95	0.07%
4510	- Food Beverage & Tobacco	2 / 3 / 0	386	33,178	1,337,768.18	0.53%
2010	- Health Care	2 / 1 / 0	182	120,972	205,597.36	0.08%
5020	- Industrial Goods & Services	14 / 4 / 1	2,961	578,884	7,920,212.34	3.11%
3030	- Insurance	1 / 1 / 0	160	157,481	336,431.04	0.13%
4030	- Media	2 / 1 / 0	197	94,079	388,391.20	0.15%
4520	- Personal Care, Drug & Grocery Stores	0 / 2 / 0	330	28,462	387,133.90	0.15%
3510	- Real Estate	5 / 3 / 4	1,779	466,097	2,014,324.27	0.79%
4040	- Retail	3 / 5 / 2	5,013	1,643,750	27,804,536.69	10.92%
1010	- Technology	7 / 5 / 0	3,145	1,648,405	13,318,472.80	5.23%
1510	- Telecommunications	1 / 1 / 0	2,016	417,197	7,630,122.89	3.00%
4050	- Travel & Leisure	3 / 2 / 1	5,228	2,312,989	10,707,729.50	4.20%
6510	- Utilities	4 / 1 / 0	10,150	2,697,485	50,737,413.29	19.92%

Top 10 best & worst performing Shares

Main Market

With positive Price change	Closing price	change	With negative Price change	Closing price	change
DAIOS PLASTICS SA (CR)	10.4	16.85% #	MOTOR OIL (CR)	35.78	-3.30% €
AUSTRIACARD (CB)	9.51	14.17% #	INTERWOOD-XYLEMPORIA (CR)	0.261	-2.61% €
IKTINOS HELLAS SA (CR)	0.364	11.15% #	EUROBANK (CR)	3.705	-2.53% €
CPI SA (CR)	0.512	8.94% #	TRADE ESTATES REIC (CR)	2	-2.44% €
Y/KNOT (CR)	1.33	7.69% #	REAL CONSULTING (CR)	6.42	-2.43% €
VOYATZOGLOU (CR)	2.21	7.28% #	TZIRAKIAN PROFIL (CR)	1.935	-2.27% €
METLEN PLC (CR)	39.5	5.62% #	TITAN (CB)	48.14	-1.83% €
DOMIKI KRITIS SA (CR)	2.7	5.47% #	GEK TERNA (CR)	42.08	-1.59% €
KEKROPS SA (CR)	1.98	5.04% #	FOURLIS (CR)	4.69	-1.47% €
MEVACO SA (CR)	8.72	4.56% #	BIOKARPET S.A.(CR)	1.62	-1.46% €
With the highest Transactions Value	Value (thou. €)	change	With the highest Transactions Volume	Volume	change
PPC (CR)	29,982.74	2.18% #	EUROBANK (CR)	5,905,032	-2.53% €
NATIONAL BANK (CR)	28,427.05	-1.37% €	ALPHA BANK (CR)	5,184,864	0.03% #
JUMBO SA (CR)	26,232.17	0.56% #	CrediaBank (CR)	4,124,477	2.93% #
PIRAEUS BANK (CR)	25,890.19	-0.28% €	PIRAEUS BANK (CR)	3,072,512	-0.28% €
EUROBANK (CR)	22,096.73	-2.53% €	NATIONAL BANK (CR)	2,012,625	-1.37% €
ALPHA BANK (CR)	18,492.13	0.03% #	PPC (CR)	1,492,262	2.18% #
METLEN PLC (CR)	17,907.60	5.62% #	JUMBO SA (CR)	1,218,239	0.56% #
GEK TERNA (CR)	10,467.34	-1.59% €	AUSTRIACARD (CB)	1,039,083	14.17% #
AUSTRIACARD (CB)	9,879.59	14.17% #	BALLY'S INTRALOT (CR)	937,520	2.19% #
Allwyn AG (CR)	8,118.22	1.70% #	Allwyn AG (CR)	666,610	1.70% #

Note: Stocks that are not included in the "Under Supervision" category, and the transactions value is more than 10,000 €.

Derivatives Summary

	Number of Trades	Volume	Open Interest
Index Futures	271	5,394	10,204
FTSE/Athex Banks	1	20	3,414
FTSE/Athex Large Cap	270	5,374	6,790
MSCI GREECE REBASED	0	0	0
Stock Futures	2,365	25,159	1,841,280
ADMIE (IPTO) HOLDING S.A. (CR)	51	1,237	8,294
AEGEAN AIRLINES (CR)	20	58	2,925
AKTOR S.A. HOLDING CO. (CR)	11	46	101,133
Allwyn AG (CR)	193	1,027	8,813
ALPHA BANK (CR)	182	3,174	64,670
ATHENS INTL AIRPORT (CR)	1	5	289
AUTOHELLAS SA (CR)	0	0	123
AVAX S.A. (CR)	27	215	2,732
BALLY'S INTRALOT (CR)	19	536	1,342,897
BANK OF CYPRUS (CR)	4	15	996
CC HBC AG (CR)	4	5	402
CENERGY HOLDINGS (CB)	45	172	3,374
CrediaBank (CR)	389	4,906	88,664
ELLAKTOR (CR)	0	0	1,662
ELVALHALCOR (CR)	87	577	5,240
EUROBANK (CR)	130	4,955	37,852
EURONEXT ATHENS (CR)	0	0	335
EYDAP S.A. (CR)	5	22	13,477
FOURLIS (CR)	15	51	3,057
GEK TERNA (CR)	39	127	5,024
HELLENIQ ENERGY (CR)	14	77	3,945
INTRACOM HOLDINGS (CR)	56	278	14,005
JUMBO SA (CR)	94	509	5,854
LAMDA DEVELOPMENT SA (CR)	39	441	25,335
METLEN PLC (CR)	360	1,775	15,601
MIG (CR)	4	19	166
MOTOR OIL (CR)	10	22	380
NATIONAL BANK (CR)	121	873	15,349
OPTIMA BANK (CR)	9	46	556
OTE (CR)	1	1	884
P.P.A. S.A. (CR)	0	0	42
PIRAEUS BANK (CR)	162	2,877	47,980
PPC (CR)	198	984	16,322
QUEST HOLDINGS (CR)	0	0	231
TITAN (CB)	40	58	398
VIOHALCO SA/NV (CB)	35	71	2,273
Index Options	24	317	3,730
FTSE/Athex Large Cap	24	317	3,730
Stock Options	7	2,957	4,313
Allwyn AG (CR)	0	0	265
ALPHA BANK (CR)	1	2,000	2,039
NATIONAL BANK (CR)	0	0	399
OTE (CR)	1	15	289
PIRAEUS BANK (CR)	1	900	910
PPC (CR)	4	42	411
Total Derivatives Traded	2,667	33,827	1,859,527

Number of Outstanding Securities	Nominal Value	Dividends [1]			Date of Last Coupon		Note	Shares	Closing price	% change	Previous closing price/date	Open price	Price min	Price max	Last price	Avg price	Last Bid [7]	Last Ask [7]	P/E after tax	Year	Volume	Trades	Transactions Value[8]	Company Mkt Value (thou. €)	Year low	Year high	Sector[4]	
2023	2024	2025	Dividend [2]	Right																								
806,782,473	0.300	1.6123	1.4029	0.5	08/04/2026	25/06/2024	---	Allwyn AG (CR)	12.255	1.70 #	12.05	12/05/2026	12.1	12.1	12.3	12.255	12.178	1002@12.21	205@12.26	---	---	666,610	3,532	8,118,216.51	9,887,119.21	12.05	19.0367	40501020
2,315,261,358	0.290	0.026	0.0303	0.0485	01/12/2025	18/04/2017	---	ALPHA BANK (CR)	3.571	0.03 #	3.57	12/05/2026	3.61	3.514	3.62	3.571	3.567	18874@3.57	794@3.58	---	---	5,184,864	4,579	18,492,133.32	8,267,798.31	2.95	4.489	30101010
58,492,542	1.00	---	0.1	---	23/06/2025	27/01/2025	---	ALTER EGO MEDIA (CR)	5.6	0.90 #	5.55	12/05/2026	5.55	5.55	5.64	5.6	5.604	655@5.57	1385@5.60	---	---	66,008	143	369,884.77	327,558.24	4.88	6.425	40301035
36,353,868	1.00	0.1	0.11	---	01/07/2025	21/08/2023	---	AUSTRIACARD (CB)	9.51	14.17 #	8.33	12/05/2026	9.6	9.41	9.6	9.51	9.508	3203@9.50	2026@9.52	---	---	1,039,083	1,537	9,879,587.97	345,725.28	6.04	9.6	10101010
48,624,764	0.080	0.7	0.85	0.85	24/04/2026	05/12/2022	---	AUTOHELLAS SA (CR)	10.84	-0.37 €	10.88	12/05/2026	10.8	10.64	10.84	10.84	10.742	103@10.76	950@10.86	---	---	12,433	144	133,550.66	527,092.44	10.58	13.44	40401030
1,867,802,694	0.300	---	---	---	30/05/2013	10/10/2023	---	BALLY'S INTRALOT (CR)	1.12	2.19 #	1.096	12/05/2026	1.1	1.1	1.126	1.12	1.113	806@1.11	15170@1.12	---	---	937,520	472	1,043,635.43	2,091,939.02	0.822	1.154	40501020
435,686,031	0.100	---	0.48	0.2	22/09/2025	23/09/2024	---	BANK OF CYPRUS (CR)	9.49	-0.21 €	9.51	12/05/2026	9.615	9.445	9.615	9.49	9.481	2@9.46	4012@9.49	---	---	235,050	872	2,228,619.85	4,134,660.43	7.94	9.975	30101010
212,384,903	0.08	0.14	---	---	24/06/2025	07/12/2016	---	CENERGY HOLDINGS (CB)	25.4	0.87 #	25.18	12/05/2026	25	24.3	25.44	25.4	24.952	45@25.38	1502@25.40	---	2025	244,858	1,197	6,109,729.50	5,394,576.54	15.12	25.44	50202010
373,239,562	6.70	0.93	1.03	---	29/05/2025	29/04/2013	---	CC HBC AG (CR)	49.05	-0.10 €	49.1	12/05/2026	49.3	48.55	49.4	49.05	48.908	21@49.00	1@49.15	---	---	18,789	227	918,925,708	307,400.52	42.5	55.75	45101020
1,993,012,407	0.050	---	---	---	04/06/2008	16/10/2024	---	CrediaBank (CR)	1.266	2.93 #	1.23	12/05/2026	1.27	1.262	1.296	1.266	1.279	25642@1.26	3480@1.27	---	---	4,124,477	2,516	5,273,771.27	2,523,153.71	0.871	1.722	30101010
3,631,510,801	0.220	0.0933	0.105	0.0468	06/11/2025	20/05/2019	---	EUROBANK (CR)	3.705	-2.53 €	3.801	12/05/2026	3.82	3.701	3.839	3.705	3.742	52124@3.71	11641@3.75	---	---	5,905,032	5,355	22,096,725.83	3,454,747.52	3.162	4.392	30101010
51,889,670	1.00	0.12	0.15	---	27/06/2025	23/07/2019	---	FOURLIS (CR)	4.69	-1.47 €	4.76	12/05/2026	4.73	4.645	4.84	4.69	4.701	500@4.67	1000@4.71	---	---	54,087	329	254,262.16	243,362.55	4.04	4.98	40401010
305,635,185	2.18	0.9	0.75	0.2	19/01/2026	01/10/2003	---	HELLENIO ENERGY (CR)	10	1.32 #	9.87	12/05/2026	9.87	9.865	10.04	10	9.973	1199@9.99	227@10.00	---	---	253,693	1,141	2,530,013.55	3,056,351.85	8.4	10.4	60101020
83,600,000	0.690	0.0504	0.1209	---	22/09/2025	02/07/2024	---	INTRACOM HOLDINGS (CR)	3.55	0.85 #	3.52	12/05/2026	3.57	3.495	3.575	3.55	3.536	22@3.54	236@3.55	---	---	84,937	293	300,324.82	296,780.00	2.685	3.85	10101010
134,365,561	0.880	1.4726	0.5063	---	23/03/2026	05/03/2014	---	JUMBO SA (CR)	21.5	0.56 #	21.38	12/05/2026	21.68	21.34	21.74	21.5	21.533	250@21.48	2324@21.62	---	---	1,218,239	3,913	26,232,165.92	2,888,859.56	21.22	28.7	40401010
176,736,715	0.300	---	---	---	30/05/2007	27/11/2019	---	LAMDA DEVELOPMENT SA (CR)	6.08	---	6.08	12/05/2026	6.1	6.045	6.125	6.08	6.083	11@6.08	280@6.09	---	---	185,075	826	1,125,736.17	1,074,559.23	5.85	7.76	35101010
169,043,561	0.300	---	0.02	---	17/07/2025	28/11/2022	---	LAVIPHARM SA (CR)	1.65	-0.60 €	1.66	12/05/2026	1.692	1.65	1.71	1.65	1.685	5254@1.65	718@1.69	---	---	116,923	146	197,006.56	278,921.88	0.937	1.724	20103015
143,022,980	1.00	---	---	---	04/08/2025	---	---	METLEN PLC (CR)	39.5	5.62 #	37.4	12/05/2026	37.98	37.84	39.7	39.5	39.147	13@39.50	2499@39.60	---	---	457,442	4,336	17,907,603.64	5,649,407.71	31.9	47.68	65102000
126,502,434	0.500	0.0304	0.0302	---	15/05/2025	28/07/2021	---	PREMIA (CR)	1.368	-0.44 €	1.374	12/05/2026	1.374	1.354	1.374	1.368	1.363	3370@1.36	250@1.37	---	---	67,170	214	91,574.62	173,055.33	1.236	1.49	35102000
24,823,934	0.230	0.049	0.0647	---	01/07/2025	08/06/2022	---	PROFILE SA (CR)	7.25	0.98 #	7.18	12/05/2026	7.24	7.15	7.3	7.25	7.227	447@7.25	250@7.26	---	---	54,032	163	390,496.68	179,973.52	6	8.12	10101010
70,029,804	1.00	---	---	---	15/05/2025	---	---	QUALCO GROUP (CR)	5.7	-0.87 €	5.75	12/05/2026	5.66	5.62	5.73	5.7	5.691	811@5.66	2384@5.70	---	---	51,875	157	295,220.09	399,169.88	5.08	6.73	10101015
35,377,749	0.280	---	---	---	18/07/2005	22/12/2025	---	QUALITY & RELIABILITY SA (CR)	1.18	-0.67 €	1.188	12/05/2026	1.18	1.172	1.192	1.18	1.182	20@1.18	400@1.18	---	---	41,884	67	49,491.42	41,745.74	1	1.43	10101010
78,325,475	0.85	3	---	---	30/06/2025	23/07/2019	---	TITAN (CB)	48.14	-1.83 €	49.04	12/05/2026	49.04	48.14	49.24	48.14	48.635	1110@48.14	787@48.16	---	---	43,941	1,010	2,137,077.10	3,770,588.37	42.6	59	50101030
259,189,761	0.12	0.16	---	---	24/06/2025	26/02/2016	---	VIOHALCO SA/NV (CB)	18	-1.10 €	18.2	12/05/2026	17.86	17.74	18.2	18	18.038	2719@18.00	10@18.22	---	---	106,482	964	1,920,749.78	4,665,415.70	11.4	18.28	55102015
148,321,516	0.300	0.03	0.07	---	02/09/2025	22/01/2020	---	AVAX S.A. (CR)	3.6	1.12 #	3.56	12/05/2026	3.51	3.505	3.61	3.6	3.569	8@3.60	65@3.61	---	---	292,133	689	1,042,581.72	533,957.46	2.79	3.645	50101010
232,000,000	2.12	0.0582	0.1207	0.1207	25/09/2025	19/06/2017	---	ADMIE (IPTO) HOLDING S.A. (CR)	3.345	3.56 #	3.23	12/05/2026	3.23	3.23	3.36	3.345	3.311	1774@3.34	12000@3.35	---	2025	657,878	1,019	2,178,047.64	776,040.00	2.76	3.36	65101015
90,167,100	0.500	0.7515	0.8041	0.903	28/04/2026	24/05/2021	---	AEGEAN AIRLINES (CR)	11.28	-0.70 €	11.36	12/05/2026	11.36	11.2	11.56	11.28	11.287	2070@11.28	11@11.29	---	---	61,035	568	688,913.71	1,017,084.89	10.8	15.36	40501010
204,002,463	0.300	---	---	---	12/08/2008	07/01/2025	---	AKTOR S.A. HOLDING CO. (CR)	10.96	0.55 #	10.9	12/05/2026	10.98	10.7	10.98	10.96	10.875	323@10.92	2600@10.98	---	---	87,311	512	949,548.30	2,235,866.99	9.25	11.7	50101010
103,423,291	0.570	---	0.4134	---	25/06/2025	28/08/2024	---	GEK TERNA (CR)	42.08	-1.59 €	42.76	12/05/2026	43.2	41.68	43.2	42.08	42.167	183@42.06	1200@42.10	---	---	248,238	3,429	10,467,340.94	4,352,052.09	25.28	43.44	50101010
369,270,000	2.48	0.25	0.4	---	21/07/2025	12/12/2001	---	PPC (CR)	20.16	2.18 #	19.73	12/05/2026	19.8	19.76	20.28	20.16	20.092	4327@20.14	601@20.18	---	---	1,492,262	4,236	29,982,741.92	7,444,483.20	16.28	20.56	65101015
309,544,087	1.00	0.33	0.7862	0.6621	22/04/2026	07/02/2024	---	ATHENS INTL AIRPORT (CR)	10.03	-0.89 €	10.12	12/05/2026	10.2	10.02	10.2	10.03	10.096	443@10.02	500@10.04	---	2025	94,287	874	951,949.81	3,104,727.19	9.68	12	50206060
914,715,153	1.00	0.3643	0.4442	0.221	10/11/2025	29/08/2018	---	NATIONAL BANK (CR)	14.085	-1.37 €	14.28	12/05/2026	14.36	13.975	14.455	14.085	14.124	6296@14.09	1227@14.15	---	---	2,012,625	14,041	28,427,050.71	12,883,762.93	12.06	16.005	30101010
27,728,682	0.260	(0.06)	0.065	---	14/07/2025	24/07/2024	---	EKTER SA (CR)	4.6	0.88 #	4.56	12/05/2026	4.59	4.55	4.6	4.6	4.575	100@4.59	3581@4.60	---	---	44,445	190	203,328.20	127,551.94	3.28	4.6	50101010
375,241,586	0.390	0.04	0.0901	---	26/06/2025	14/07/2006	---	ELVALHALCOR (CR)	5.15	4.25 #	4.94	12/05/2026	4.995	4.915	5.16	5.15	5.033	500@5.12	8650@5.15	---	---	529,042	1,618	2,662,881.11	1,932,494.17	3.21	5.16	55102015
348,192,005	0.040	---	---	0.5029	22/12/2025	24/03/2025	---	ELLAKTOR (CR)	1.434	-1																		

Daily Official List

Year: 147 Trading Day No: 86

Section 2: Analytic Figures of Shares Transactions

Wednesday, 13 May, 2026

Number of Outstanding Securities	Nominal Value	Dividends [1]			Date of Last Coupon		Note	Shares	Closing price	% change	Previous closing price/date	Open price	Price min	Price max	Last price	Avg price	Last Bid [7]	Last Ask [7]	P/E after tax	Year	Volume	Trades	Transactions Value[8]	Company Mkt Value (thou. €)	Year low	Year high	Sector[4]	
63,700,000	0.780	0.2313	0.3139	0.3952	04/05/2026	13/06/2018	---	GR. SARANTIS S.A. (CR)	14.94	-0.93	€ 15.08	12/05/2026	15.08	14.94	15.28	14.94	15.083	217@14.94	133@15.02	---	---	24,744	304	373,202.64	951,678.00	12.92	15.74	45201020
221,322,426	1.15	(0.1467)	(0.19)	---	23/06/2025	09/07/2025	---	OPTIMA BANK (CR)	9.88	2.01	# 9.685	12/05/2026	9.7	9.53	9.89	9.88	9.773	1221@9.88	357@9.89	---	---	322,025	1,420	3,147,115.33	2,186,665.57	7.59	10.1	30101010
1,235,953,028	0.930	0.0632	---	---	10/07/2024	03/06/2025	---	PIRAEUS BANK (CR)	8.426	-0.28	€ 8.45	12/05/2026	8.53	8.342	8.53	8.426	8.426	100000@8.43	484@8.46	---	---	3,072,512	4,993	25,890,186.52	10,414,140.21	6.53	8.99	30101010
Main Market - Medium Liquidity Class																												
13,126,020	0.660	0.1376	0.1713	---	16/12/2025	04/09/2020	---	AS COMPANY SA (CR)	4.515	1.23	# 4.46	12/05/2026	4.435	4.43	4.515	4.515	4.462	152@4.50	455@4.52	---	---	19,337	68	86,288.33	59,263.98	3.62	4.515	40401030
14,000,000	1.95	0.26	0.5	---	24/06/2025	26/03/2024	---	ALPHA REAL ESTATE (CR)	7.4	---	~ 7.4	12/05/2026	7.5	7.4	7.5	7.4	7.446	1500@7.34	98@7.44	---	---	6,003	68	44,695.92	103,600.00	6.94	7.58	35101015
3,150,744	0.360	0.563	0.5842	---	27/05/2025	02/06/2020	---	ALPHA TRUST HOLDINGS (CR)	19.95	---	~ 19.95	12/05/2026	19.95	19.95	19.95	19.95	19.95	514@19.70	250@19.95	---	---	800	6	15,960.00	62,857.34	11.9	20	30202010
243,164,193	0.300	0.07	0.07	---	12/09/2025	05/12/2023	---	ATTICA HOLDINGS (CR)	1.608	-0.74	€ 1.62	12/05/2026	1.658	1.58	1.658	1.608	1.598	115@1.60	303@1.61	---	---	40,388	106	64,552.70	391,008.02	1.5	2.06	40501015
178,157,803	0.040	---	---	---	01/07/2008	21/02/2020	---	AVE (CR)	0.44	0.46	# 0.438	12/05/2026	0.443	0.43	0.449	0.44	0.437	159@0.435	1411@0.440	---	---	20,629	37	9,024.24	78,389.43	0.423	0.49	40301010
47,149,827	2.10	---	0.135	0.2	06/05/2026	27/12/2024	---	BRIQ PROPERTIES (CR)	3.08	0.98	# 3.05	12/05/2026	3.05	3.04	3.08	3.08	3.051	9000@3.05	913@3.08	---	---	14,841	32	45,281.54	145,221.47	2.86	3.16	35102000
101,123,806	0.360	---	---	---	22/07/2010	28/06/2011	---	CENTRIC HOLDINGS (CR)	0.317	2.26	# 0.31	12/05/2026	0.305	0.303	0.317	0.317	0.309	1200@0.308	1000@0.319	---	---	34,599	45	10,693.00	32,056.25	0.276	0.42	40203040
784,500	10.00	0.5008	0.4	0.15	02/12/2025	31/07/2018	---	CNL CAPITAL (CR)	6.7	---	~ 6.7	12/05/2026	6.65	6.65	6.75	6.75	6.68	100@6.70	200@6.80	---	2025	500	4	3,340.00	5,256.15	6.3	7.6	30202010
10,567,700	0.300	---	---	---	06/10/2005	13/02/2002	---	CPI SA (CR)	0.512	8.94	# 0.47	12/05/2026	0.48	0.48	0.512	0.512	0.503	21@0.512	1090@0.528	---	---	30,804	42	15,503.88	5,410.66	0.442	0.646	10102030
18,680,300	0.050	---	---	---	06/07/2022	---	---	DIMAND (CR)	13.15	1.15	# 13	12/05/2026	13	12.9	13.25	13.15	13.004	7@13.00	385@13.15	---	---	28,363	124	368,846.25	245,645.95	10.95	13.5	35101010
15,583,480	0.100	---	0.04	---	07/07/2025	02/02/2026	---	E.I.N.S. (CR)	1.786	2.76	# 1.738	12/05/2026	1.75	1.72	1.788	1.786	1.769	750@1.77	1120@1.79	---	---	75,681	165	133,850.48	27,832.10	1.38	2.115	50205020
60,348,000	0.420	0.2504	0.3025	---	23/06/2025	04/08/2021	---	EURONEXT ATHENS (CR)	7	0.29	# 6.98	12/05/2026	7	6.95	7	7	6.965	4730@6.95	601@7.00	---	---	7,389	64	51,464.81	422,436.00	5.72	7.43	30202015
121,168,897	0.040	---	---	---	07/07/2010	16/01/2024	5160	FRIGOGLASS SA (CR)	0.365	0.55	# 0.363	12/05/2026	0.365	0.35	0.365	0.365	0.358	1000@0.361	8235@0.365	---	2024	46,695	51	16,720.42	44,226.65	0.291	0.5	50204000
56,003,921	1.55	---	---	---	30/08/1993	29/01/2026	---	IDEAL HOLDINGS (CR)	6.84	2.09	# 6.7	12/05/2026	6.8	6.72	6.9	6.84	6.819	43@6.81	9348@6.84	---	---	126,892	467	865,295.48	383,066.82	5.3	6.9	10102030
4,740,000	0.860	---	---	---	14/03/2003	---	---	LOGISMOS S.A. (CR)	2.1	-0.94	€ 2.12	12/05/2026	2.06	2.06	2.1	2.1	2.1	98@2.06	450@2.10	---	2025	202	5	424.12	9,954.00	1.96	2.58	10101015
17,120,280	0.940	0.12	0.3	---	26/05/2025	26/06/2023	---	LOULIS FOOD (CR)	3.78	0.26	# 3.77	12/05/2026	3.79	3.75	3.81	3.78	3.781	100@3.70	140@3.78	---	---	1,166	14	4,408.28	64,714.66	3.42	4.1	45102020
4,419,616	1.58	0.06	0.13	---	07/07/2025	04/03/2015	---	MEDICON S.A. (CR)	2.54	1.60	# 2.5	12/05/2026	2.51	2.5	2.56	2.54	2.514	939@2.49	818@2.54	---	---	1,807	8	4,543.14	11,225.82	2.32	2.75	20102010
468,700	2.8	2.4	---	---	12/06/2025	21/05/2004	---	MERMEREN KOMB. A.D. PR. (GDR)	31.8	-2.45	€ 32.6	12/05/2026	31.4	31.2	32	32	31.375	66@31.20	104@32.00	---	2025	64	4	2,008.00	14,904.66	31	36.2	55102000
10,500,000	0.950	0.15	0.25	---	04/07/2025	21/07/2023	---	MEVACO SA (CR)	8.72	4.56	# 8.34	12/05/2026	8.3	8.3	8.72	8.72	8.541	200@8.60	300@8.76	---	2025	2,564	59	21,899.88	91,560.00	8.2	9.85	55102015
31,400,000	0.400	---	---	---	26/04/2007	10/05/2023	---	MIG (CR)	3.32	2.79	# 3.23	12/05/2026	3.23	3.23	3.35	3.32	3.306	100@3.31	133@3.33	---	---	4,861	40	16,068.98	104,248.00	2.82	3.85	30202000
153,908,095	0.870	0.0229	0.0248	---	11/09/2025	02/08/2024	---	ORILINA PROPERTIES REIC (CR)	0.86	0.47	# 0.856	12/05/2026	0.864	0.858	0.868	0.864	0.862	126@0.858	426@0.864	---	---	16,710	47	14,407.14	132,360.96	0.77	0.886	35102000
14,101,683	0.100	0.0526	0.1091	---	03/06/2025	02/11/2021	---	PERFORMANCE TECHNOLOGIES (CR)	9.2	1.77	# 9.04	12/05/2026	8.97	8.95	9.2	9.2	8.882	100@9.15	4897@9.20	---	---	60,188	80	534,610.47	129,735.48	6.62	9.22	10101010
107,222,688	0.440	0.22	0.3	---	23/06/2025	16/03/2022	---	QUEST HOLDINGS (CR)	6.98	-0.14	€ 6.99	12/05/2026	7	6.9	7	6.98	6.926	100@6.93	979@6.98	---	---	30,586	84	211,828.96	748,414.36	6.07	7.22	10101010
30,703,824	0.400	0.04	0.0509	---	19/08/2025	06/08/2021	---	REAL CONSULTING (CR)	6.42	-2.43	€ 6.58	12/05/2026	6.58	6.42	6.6	6.42	6.58	405@6.38	125@6.42	---	---	100,605	58	661,931.90	197,118.55	4.95	6.7	10101010
6,456,530	1.08	0.16	0.15	---	21/07/2025	02/08/2010	---	SPACE HELLAS SA (CR)	6.54	-0.61	€ 6.58	12/05/2026	6.6	6.5	6.68	6.54	6.597	120@6.52	115@6.62	---	---	962	15	6,346.14	42,225.71	5.92	8.48	15101010
121,132,042	1.60	0.08	0.1	0.0651	30/12/2025	10/11/2023	---	TRADE ESTATES REIC (CR)	2	-2.44	€ 2.05	12/05/2026	2.03	1.994	2.04	2	2.017	860@2.00	2731@2.00	---	---	84,245	158	169,947.73	242,264.08	1.81	2.07	35102045
17,513,933	0.300	---	---	---	16/11/1992	09/10/2025	---	UNIBIOS (CR)	2.66	-0.93	€ 2.685	12/05/2026	2.63	2.63	2.695	2.66	2.511	1320@2.65	2079@2.69	---	---	32,990	30	82,845.98	46,587.06	2.13	2.97	50204000
37,975,800	0.600	---	---	---	10/09/2019	01/04/2026	---	YKNOT (CR)	1.33	7.69	# 1.235	12/05/2026	1.235	1.235	1.33	1.33	1.297	3000@1.32	12896@1.34	---	---	607,336	548	787,717.55	50,507.81	0.7326	1.7394	40501015
32,413,681	0.370	---	---	---	15/07/2009	11/05/2000	---	ALUMIL (CR)	5.95	0.17	# 5.94	12/05/2026	5.97	5.95	6.1	5.95	6.004	100@5.95	855@6.00	---	---	13,358	49	80,200.33	192,861.40	5	6.88	55102035
3,734,164	3.44	0.4954	0.5896	---	14/10/2025	19/07/2022	---	ANDROMEDA SA (CR)	8.82	1.15	# 8.72	12/05/2026	8.78	8.76	8.84	8.84	8.787	50@8.62	31@8.86	---	2025	9,888	62	86,890.16	32,935.33	7.58	9.1	30204000
23,986,500	1.00	---	---	---	26/06/2009	25/08/2025	---	BIOKARPET S.A.(CR)	1.62	-1.46	€ 1.644	12/05/2026	1.644	1.612	1.65	1.62	1.639	1189@1.62	100@1.65	---	---	11,410	47	18,704.09	38,858.13	1.45	2.06	50101035
6,325,000	0.600	0.145	0.07	---	28/07/2025	17/02/2014	---	VOYATZOGLOU (CR)	2.21	7.28	# 2.06	12/05/2026	2.05	2.05	2.23	2.21	2.15	1000@2.20	300@2.23	---	---	9,442	65	20,295.74	13,978.25	1.96	2.44	50205010
24,060,000	0.300	0.075	0.075	---	17/06/2025	01/07/2019	---	GEN. COMMERCIAL & IND.SA (CR)	2.24	0.45	# 2.23	12/05/2026	2.19	2.13	2.24	2.24	2.157	20@2.19	648@2.24	---	2025	11,591	91	24,997.71	53,894.40	2.01		

Daily Official List

Year: 147 Trading Day No: 86

Section 2: Analytic Figures of Shares Transactions

Wednesday, 13 May, 2026

Number of Outstanding Securities	Nominal Value	Dividends [1]			Date of Last Coupon		Note	Shares	Closing price	% change	Previous closing price/date	Open price	Price min	Price max	Last price	Avg price	Last Bid [7]	Last Ask [7]	P/E after tax	Year	Volume	Trades	Transactions Value[8]	Company Mkt Value (thou. €)	Year low	Year high	Sector[4]	
		2023	2024	2025	Dividend [2]	Right																						
34,720,000	0.310	---	---	---	16/06/2010	01/08/2007	---	DROMEAS SA (CR)	0.311	2.98 #	0.302	12/05/2026	0.307	0.305	0.311	0.311	0.309	300@0.310	600@0.312	---	---	5,995	22	1,853.77	10,797.92	0.295	0.39	40202015
13,673,200	0.420	0.05	0.05	---	19/08/2025	26/07/2001	---	EVROFARMA (CR)	3.84	0.52 #	3.82	12/05/2026	3.85	3.8	3.85	3.84	3.821	56@3.76	1@3.84	---	---	149	4	569.35	52,505.09	3.02	4.07	45102020
18,146,007	1.00	---	---	---	23/08/2023	10/09/2010	---	ELASTRON (CR)	2.35	0.86 #	2.33	12/05/2026	2.37	2.34	2.37	2.35	2.353	700@2.33	275@2.35	---	---	4,193	37	9,866.01	42,643.12	2.02	2.65	55102010
23,828,130	0.500	0.108	0.1366	---	14/07/2025	17/02/2009	---	ELINOIL S.A. (CR)	2.19	0.46 #	2.18	12/05/2026	2.24	2.16	2.24	2.19	2.171	1400@2.16	2@2.19	---	---	5,642	23	12,251.16	52,183.60	2.1	2.59	60101020
19,864,886	5.60	0.672	0.672	0.672	23/04/2026	02/07/2008	---	BANK OF GREECE (CR)	14.8	0.68 #	14.7	12/05/2026	14.75	14.7	14.8	14.8	14.749	15@14.75	128@14.80	---	2025	4,465	46	65,854.95	294,000.31	14.55	17.5	30101010
26,730,187	0.520	---	0.07	---	09/07/2025	01/08/2017	---	ELTON SA (CR)	1.85	1.09 #	1.83	12/05/2026	1.81	1.81	1.85	1.85	1.825	2@1.83	1335@1.85	---	---	13,900	40	25,367.38	49,450.85	1.62	2.22	50205010
36,300,000	1.12	0.0276	0.055	---	01/07/2025	12/12/2007	---	THESSALONIKA WATER & SEWERAGE	4.28	-0.35 €	4.295	12/05/2026	4.3	4.22	4.3	4.28	4.268	1600@4.26	310@4.29	---	---	42,072	108	179,550.49	155,364.00	3.4	4.35	65102030
143,352,325	0.260	---	---	---	29/08/2022	28/04/2025	---	EVROPI HOLDINGS S.A. (CR)	1.95	3.28 #	1.888	12/05/2026	1.888	1.888	1.95	1.95	1.91	500@1.94	268@1.95	---	---	149,749	99	286,051.32	279,537.03	1.77	2.34	30302025
86,735,980	0.310	0.02	---	---	22/07/2024	07/09/2023	---	ATHENS MEDICAL CENTER SA (CR)	1.81	0.28 #	1.805	12/05/2026	1.81	1.78	1.81	1.81	1.805	200@1.78	710@1.81	---	---	2,242	28	4,047.66	156,992.12	1.565	2.07	20101010
114,320,400	0.100	---	---	---	26/11/2021	05/08/2019	---	IKTINOS HELLAS SA (CR)	0.364	11.15 #	0.3275	12/05/2026	0.339	0.326	0.364	0.364	0.342	1000@0.362	1000@0.366	---	---	442,374	285	151,199.46	41,612.63	0.302	0.4535	50101035
14,111,198	0.450	(0.0133)	0.07	---	31/07/2025	09/01/2025	---	ILYDA S.A. (CR)	4.3	4.12 #	4.13	12/05/2026	4.08	4.07	4.3	4.3	4.164	600@4.27	100@4.31	---	2025	27,317	192	113,757.01	60,678.15	3.74	5.52	10101015
3,417,600	0.100	0.016	---	---	04/07/2024	02/04/2024	---	INTERWOOD-XYLEMPORIA (PR)	0.424	0.47 #	0.422	12/05/2026	0.426	0.42	0.428	0.42	0.424	6@0.420	1050@0.428	---	---	799	4	338.98	13,303.00	0.4	0.76	50101020
45,417,399	0.100	---	---	---	25/07/2008	02/04/2024	---	INTERWOOD-XYLEMPORIA (CR)	0.261	-2.61 €	0.268	12/05/2026	0.269	0.261	0.272	0.261	0.267	1000@0.258	17199@0.269	---	---	38,545	29	10,283.08	13,303.00	0.201	0.295	50101020
18,567,912	0.590	0.16	0.201	---	02/07/2025	26/01/2021	---	INTERLIFE G.C.I.(CR)	6.5	-1.22 €	6.58	12/05/2026	6.64	6.46	6.64	6.5	6.516	604@6.46	130@6.50	---	2025	7,732	61	50,379.72	120,691.43	5.56	7	30302025
8,424,900	0.500	---	---	---	12/07/2010	04/07/2019	---	INTERTECH SA (CR)	1.56	2.63 #	1.52	12/05/2026	1.59	1.495	1.59	1.56	1.527	10@1.54	158@1.56	---	2025	1,701	14	2,597.80	13,142.84	0.99	1.615	50205010
2,760,000	11.83	12.4	14	---	30/05/2025	16/07/1990	---	KARELIA (CR)	426	-0.93 €	430	12/05/2026	427	422	428	427	426.004	2@422.00	173@430.00	---	---	246	33	104,797.00	1,175,760.00	354	434	45103010
19,804,134	0.150	---	---	---	01/07/2004	06/11/2017	---	KEKROPS SA (CR)	1.98	5.04 #	1.885	12/05/2026	1.92	1.86	1.995	1.985	1.941	490@1.95	548@1.99	---	2025	43,372	200	84,199.96	39,212.19	1.53	2.35	35101010
11,510,102	0.890	---	---	---	24/06/2005	06/10/1999	---	NAFPAKTOS TEXTILE (CR)	1.24	-1.59 €	1.26	12/05/2026	1.255	1.225	1.255	1.245	1.24	400@1.21	100@1.24	---	---	399	4	494.75	14,272.53	1.175	1.69	55101020
21,224,340	0.420	---	---	---	06/09/2022	25/04/2006	---	KORDELLOS BROS SA (CR)	0.425	0.71 #	0.422	12/05/2026	0.429	0.416	0.429	0.425	0.419	30@0.422	180@0.428	---	2025	2,779	20	1,163.61	9,020.34	0.366	0.554	55102010
33,065,136	0.380	0.3506	0.4007	---	21/08/2025	16/09/2013	---	KRI-KRI S.A. (CR)	23.85	-1.04 €	24.1	12/05/2026	24.1	23.8	24.4	23.85	24.093	797@23.80	100@23.95	---	2025	12,828	108	309,067.85	788,603.49	19.18	26.15	45102020
6,200,000	0.500	---	---	---	22/06/2010	01/11/1995	---	MINERVA KNITWEAR (CR)	0.575	2.68 #	0.56	12/05/2026	0.565	0.565	0.585	0.57	0.577	399@0.570	250@0.600	---	---	652	7	376.15	3,565.00	0.473	0.772	40204020
5,939,268	0.620	---	---	---	10/07/2003	03/01/2002	---	LANAKAM SA (CR)	1.46	-0.34 €	1.465	12/05/2026	1.47	1.4	1.47	1.46	1.421	570@1.38	99@1.46	---	---	476	15	676.60	8,671.33	0.96	1.47	40401020
9,819,370	0.500	---	---	---	14/08/2007	09/01/2004	---	MATHIOS REFRACTORY SA (CR)	0.74	0.68 #	0.735	12/05/2026	0.73	0.7	0.75	0.74	0.723	300@0.710	144@0.740	---	---	5,476	44	3,957.78	7,266.33	0.59	0.97	55101000
30,150,000	0.360	0.122	0.1335	---	17/06/2025	25/04/2019	---	MOTODYNAMICS S.A. (CR)	2.57	-0.39 €	2.58	12/05/2026	2.58	2.52	2.58	2.57	2.553	28@2.55	1700@2.57	---	---	29,486	71	75,291.86	77,485.50	2.23	2.7	40401030
126,431,958	2.50	0.025	0.043	---	03/06/2025	05/06/2024	---	NOVAL PROPERTY REIC (CR)	2.68	---	2.68	12/05/2026	2.7	2.64	2.7	2.68	2.669	1000@2.65	14491@2.70	---	2025	7,302	28	19,491.90	338,837.65	2.51	2.92	35102045
10,080,000	3.00	1.3	2	---	16/05/2025	27/08/2001	---	TPA SA (CR)	40.2	1.52 #	39.6	12/05/2026	39.8	39.2	40.2	40.2	39.83	66@39.70	57@40.30	---	---	5,946	60	236,832.00	405,216.00	33.2	40.2	50206060
25,000,000	2.00	1.336	1.92	---	04/08/2025	08/08/2003	---	P.P.A. S.A. (CR)	38.4	1.59 #	37.8	12/05/2026	37.6	37.6	38.8	38.4	38.183	37@38.40	50@38.70	---	2025	3,020	142	115,313.10	960,000.00	35.4	41.1	50206060
68,926,799	0.240	---	---	---	07/07/2023	---	---	ONYX TOURISTIKI S.A. (CR)	1.648	3.13 #	1.598	12/05/2026	1.598	1.598	1.648	1.648	1.629	250@1.64	6007@1.65	---	---	186,216	368	303,413.69	113,591.36	1.33	2.22	40401020
4,971,466	1.46	---	---	---	04/07/2007	08/10/2003	---	PAIRIS SA (CR)	0.79	0.77 #	0.784	12/05/2026	0.828	0.79	0.828	0.79	0.804	200@0.782	3067@0.790	---	---	2,872	9	2,309.13	3,927.46	0.6	0.984	50203030
27,098,594	0.540	0.0702	0.0605	0.0909	21/04/2026	14/01/2021	---	PAPOUTSANIS (CR)	3.76	-0.26 €	3.77	12/05/2026	3.8	3.69	3.8	3.76	3.747	1007@3.69	794@3.76	---	2025	3,718	26	13,931.26	101,890.71	3.32	4.06	45201020
7,070,400	0.930	0.8645	0.3242	---	11/07/2025	06/05/2016	---	PETROPOULOS PETROS (CR)	8.2	0.24 #	8.18	12/05/2026	8.16	8.16	8.24	8.22	8.198	1475@8.16	250@8.22	---	---	3,015	17	24,716.80	57,977.28	7.58	8.98	50206015
43,741,452	0.660	0.2388	0.2391	0.07	19/01/2026	01/11/1999	---	THRACE PLASTICS SA (CR)	4.08	0.37 #	4.065	12/05/2026	4.05	4.02	4.095	4.08	4.067	985@4.07	861@4.08	---	---	18,425	76	74,927.70	178,465.12	3.55	4.535	50203015
21,912,599	0.300	0.0485	0.0483	---	29/04/2025	23/02/2007	---	REVOIL (CR)	1.64	-0.30 €	1.645	12/05/2026	1.665	1.63	1.665	1.64	1.647	200@1.63	2000@1.65	---	---	12,294	30	20,252.92	35,936.66	1.535	1.86	60101020
13,582,223	1.35	---	---	---	24/06/2008	02/02/2016	---	SIDMA STEEL (CR)	1.695	1.50 #	1.67	12/05/2026	1.715	1.67	1.715	1.67	1.697	1500@1.60	665@1.69	---	---	1,312	15	2,226.93	23,021.87	1.455	2.12	55102010
40,693,350	5.00	---	---	---	03/07/2006	26/05/2015	---	TECHNICAL OLYMPIC SA (CR)	2.37	0.85 #	2.35	12/05/2026	2.39	2.33	2.39	2.37	2.359	500@2.34	957@2.37	---	---	5,856	32	13,812.96	96,443.24	2.12	2.61	50206030
3,048,000	0.300	---	---	---	06/07/2007	01/06/2021	---	TZIRAKIAN PROFIL (CR)	1.935	-2.27 €	1.98	12/05/2026	1.985	1.93	2	1.935	1.971	1500@1.91	451@1.97	---	2025	13,417	70	26,443.30	5,897.88	1.42	2.04	55102010
1,011,000	1.00	---	---	---	01/07/2004	11/12/2012	5193	TRIA ALFA SA (CR)	6.2	---	6.2	12/05/2026	---	---	---	---	---	100@5.45	59@5.95	---	2025	---	---	---	6,268.20	4.64	7.5	55101020
45,680,000	1.00	---	0.044	---	19/06/2025	27/03/2025	---	FAIS (CR)	3.55	---	3.55	12/05/2026	3.57	3.475	3.57	3.55	3.539	200@3.52	1485@3.55	---	---	21,682	82	76,733.11	162,164.00	3.34	3.995	40401020
8,340,750	1.16	---	---	---	25/06/2009	17/09/2018	---	HAIDEMENOS SA (CR)	0.715	-2.05 €	0.73	12/05/2026	0.715	0.715	0.715	0.715	0.715	2804@0.710	322@0.725	---	2025	100	1	71.50	5,963.64	0.65	0.845	50205030

Number of Outstanding Securities	Nominal Value	Dividends [1]			Date of Last Coupon		Note	Shares	Closing price	% change	Previous closing price/date	Open price	Price min	Price max	Last price	Avg price	Last Bid [7]	Last Ask [7]	P/E after tax	Year	Volume	Trades	Transactions Value[8]	Company Mkt Value (thou. €)	Year low	Year high	Sector[4]		
		2023	2024	2025	Dividend [2]	Right																							
11,943,624	0.540	0.15	0.165	---	01/07/2025	30/08/2019	---	FLEXOPACK SA (CR)	8.25	---	8.25	12/05/2026	8.25	8.25	8.25	8.25	8.25	400@8.00	137@8.25	---	---	2	1	16.50	98,534.90	7.4	8.6	50203030	
244,737,498	0.500	0.02	0.03	0.04	26/03/2026	28/12/2023	---	TRASTOR REAL EST. INV. CO.(CR)	1.24	---	1.24	12/05/2026	1.27	1.2	1.27	1.24	1.232	34@1.22	100@1.24	---	2025	4,790	29	5,899.61	303,474.50	1.15	1.42	35102000	
15,300,000	0.300	---	0.01	---	09/10/2025	13/12/1999	---	ATTICA PUBLICATIONS SA (CR)	1.275	-2.67	€	1.31	12/05/2026	1.29	1.21	1.29	1.26	1.274	300@1.26	1216@1.31	---	---	7,442	17	9,482.19	19,507.50	1.17	1.44	40301030
18,810,000	0.400	0.0381	0.0591	---	20/10/2025	14/11/2007	---	VARVERIS - MODA BAGNO SA (CR)	6.9	-1.43	€	7	12/05/2026	7.06	6.8	7.06	6.9	6.31	69@6.80	2849@6.90	---	---	101,735	19	641,955.18	129,789.00	5.16	7.06	40401025
3,307,500	0.210	0.4	0.4	---	23/10/2025	30/11/2022	---	ELVE SA (CR)	5.7	---	---	5.7	12/05/2026	---	---	---	---	100@5.70	718@6.00	---	2025	---	---	---	18,852.75	5	6	40204020	
21,364,000	1.12	---	---	---	21/08/2023	08/03/2023	---	LAMPASA HOTEL SA (CR)	46.8	---	46.8	12/05/2026	47	46.8	47	46.8	46.936	68@46.80	50@47.60	---	---	100	2	4,693.60	999,835.20	42.2	48.4	40501025	
38,566,614	0.500	---	---	---	21/07/2008	07/07/2025	---	MOUZAKIS (CR)	0.5	---	0.5	12/05/2026	0.498	0.498	0.498	0.498	0.498	900@0.498	---	---	---	---	50	1	24.90	19,283.31	0.496	0.69	55101020
42,500,000	1.00	0.0383	0.0538	0.3714	06/05/2026	13/09/2023	---	MPLE KEDROS (CR)	4.39	0.23	#	4.38	12/05/2026	4.38	4.37	4.39	4.39	4.38	7@4.40	200@4.41	---	---	1,898	14	8,312.33	186,575.00	4.23	4.51	35102000
6,340,000	0.600	0.2	0.23	0.23	09/12/2025	11/01/2024	---	NAKAS MUSIC	3.32	---	3.32	12/05/2026	3.38	3.32	3.38	3.32	3.376	98@3.34	25@3.38	---	---	59	4	199.18	21,048.80	3.24	3.92	40401030	
27,379,200	0.980	0.5001	0.52	---	25/08/2025	29/08/2022	---	CRETE PLASTICS SA (CR)	14.8	-0.67	€	14.9	12/05/2026	14.8	14.6	14.8	14.6	14.776	50@14.80	350@15.90	---	---	180	2	2,659.60	405,212.16	13.2	15.9	50203015
255,494,534	2.71	0.247	0.705	0.216	15/12/2025	30/09/2021	---	PRODEA (CR)	5.7	-0.87	€	5.75	12/05/2026	5.75	5.65	5.75	5.75	5.678	67@5.70	155@5.75	---	---	6,328	39	35,931.10	1,456,318.84	5.2	6.5	35102000
4,181,450	0.500	---	---	---	21/08/2000	05/03/2002	---	FLOUR MILLS SARANTOPOULOS SA	1.64	---	1.64	12/05/2026	---	---	---	---	---	---	321@1.77	---	---	---	---	---	6,857.58	1.12	1.7	45102020	

Exchange Traded Funds (ETFs)

1,380,078	---	---	---	---	15/06/2016	---	---	ALPHA ETF FTSE Athex Large Cap	58.29	0.03	#	58.27	12/05/2026	58.27	58.02	58.7	58.29	58.225	2@58.20	500@58.57	---	---	4,505	80	262,302.73	---	51.03	66.71	12003
-----------	-----	-----	-----	-----	------------	-----	-----	--------------------------------	-------	------	---	-------	------------	-------	-------	------	-------	--------	---------	-----------	-----	-----	-------	----	------------	-----	-------	-------	-------

Surveillance

8,321,682	0.670	---	---	---	17/08/2007	23/11/1999	---	N. LEVENTERIS (CR)	0.278	---	0.278	12/05/2026	---	---	---	---	---	---	---	7717@0.260	---	2025	---	---	---	2,708.80	0.252	0.32	55102010
2,160,524	0.670	---	---	---	03/12/2018	23/11/1999	---	N. LEVENTERIS (PR)	0.183	---	0.183	12/05/2026	0.18	0.18	0.18	0.18	0.18	---	90@0.180	---	2025	10	1	1.80	2,708.80	0.165	0.2	55102010	

Suspension Status

13,191,620	0.620	---	---	---	04/08/2010	09/09/2002	5232	YALCO - CONSTANTINO (CR)	0.16	---	0.16	30/05/2025	---	---	---	---	---	---	---	26032@0.162	---	---	---	---	---	2,110.66	0.16	0.16	40202020
17,579,754	4.16	---	---	---	18/08/2006	02/08/2010	---	BIOTER SA (CR)	0.206	---	0.206	30/05/2025	---	---	---	---	---	---	---	---	---	---	---	---	---	3,621.43	0.206	0.206	50101010
3,961,300	1.28	---	---	---	29/06/2004	03/08/2000	5248	DUROS SA (CR)	0.25	---	0.25	24/04/2023	---	---	---	---	---	---	---	---	---	---	---	---	---	990.33	0.25	0.25	40204020
15,842,391	1.51	---	---	---	15/07/2009	12/05/2000	5141	BITROS HOLDING SA (CR)	0.51	---	0.51	30/05/2025	---	---	---	---	---	---	---	---	---	---	---	---	---	8,079.62	0.51	0.51	55102010
24,319,250	0.300	---	---	---	09/07/2002	04/07/2007	5165	PROODEFTIKH SA (CR)	0.296	---	0.296	30/04/2026	---	---	---	---	---	---	---	10000@0.360	---	---	---	---	---	7,198.50	0.281	0.5	50101010
28,438,268	0.070	---	---	---	21/08/2006	24/11/1999	5253	SPIROY AGRICULTURE SA (CR)	0.138	---	0.138	30/05/2025	---	---	---	---	---	---	---	---	---	---	---	---	---	3,924.48	0.138	0.138	45102010

Shares' Notes

Code	Note text
()	- Adjusted dividends.
*	- Last adjusted closing price.
[1]	- Net dividends.
[2]	- The "Date of Last Coupon" for New listings refers to the date company's stocks started to trade in Athex
[3]	- The Company Market Value is referred to the number of outstanding shares
[4]	- Sectors codification can be found in Appendix A
[5]	- The Market Value refers to the total number of shares listed (including their several classes) in the exchange by the company.
[6]	- P/E greater than 100
[7]	- Last view of the Order Book before the end of the trading session
[8]	- All Blocks Methods' Transactions Value are included.
5141	- Transfer to the Surveillance Category as of 10/05/2017.
5160	- Transfer to the Surveillance Category as of 15/04/2016.
5165	- Transfer to the Surveillance Category as of 15/02/2018.
5193	- Transfer to the Surveillance Category as of 25/10/2018.
5232	- Transfer to the Under Surveillance Category from 08/04/2011.
5248	- Transfer to the Surveillance Category as of 06/09/20116.
5253	- Transfer to the Surveillance Category as of 14/5/2021.

Securities Blocks Details

Securities	Block Volume	Price	Block Trade Value	Time of approval	Note
PERFORMANCE TECHNOLOGIES (CR)	40,000	8.75	350,000.00	10:32:38	20
PPC (CR)	20,000	19.82	396,300.00	10:32:56	20
UNIBIOS (CR)	25,000	2.46	61,500.00	11:02:50	20
JUMBO SA (CR)	20,000	21.60	432,000.00	11:19:22	20
CENERGY HOLDINGS (CB)	20,000	24.90	498,000.00	11:28:05	20
CENERGY HOLDINGS (CB)	10,000	25.00	250,000.00	11:41:52	20
JUMBO SA (CR)	15,003	21.50	322,564.50	11:47:12	20
REAL CONSULTING (CR)	85,000	6.60	561,000.00	12:22:42	20
CENERGY HOLDINGS (CB)	16,771	25.02	419,610.42	12:30:29	20
EVROPI HOLDINGS S.A. (CR)	100,000	1.90	190,000.00	13:27:57	20
VARVERIS - MODA BAGNO SA (CR)	100,000	6.30	630,000.00	13:59:17	20
CrediaBank (CR)	300,000	1.27	382,200.00	14:42:37	20
NATIONAL BANK (CR)	50,000	14.04	702,000.00	14:44:09	20
METLEN PLC (CR)	20,000	39.30	786,000.00	15:14:56	20
GEK TERNA (CR)	12,000	41.90	502,800.00	15:40:23	20
PPC (CR)	50,000	20.18	1,009,000.00	16:18:02	20
PPC (CR)	50,000	20.20	1,010,000.00	16:18:27	20
THESSALONIKA WATER & SEWERAGE	39	4.46	173.94	16:21:47	18
ALPHA BANK (CR)	183,428	3.52	646,216.84	16:35:10	20
NATIONAL BANK (CR)	100,000	14.09	1,408,500.00	17:15:17	20

Blocks Notes

- 9 - Method 6-1 / Special Fees
- 10 - Method 6-1 / Special Fees, SDS
- 14 - Method 6-3 / Settlement, Incomplete Buy and Sell
- 18 - Method 6-2 / SPOT 1
- 19 - Method 6-2 / SPOT 2
- 20 - Method 6-1 and Method 6-1 Same Day Settlement
- 21 - Other Pre-agreed

Shares Rights Details

Occured date	Exercise from	Exercise until	Trading until	Rights	Price min	Price max	Closing price	Last Bid	Last Ask	Volume	Trades	Transactions Value
--------------	---------------	----------------	---------------	--------	-----------	-----------	---------------	----------	----------	--------	--------	--------------------

No Rights Transactions.

Forced Sales Details

Securities	Category of Security	Transactions Volume	Number of Trades	Transactions Value	Note
------------	----------------------	---------------------	------------------	--------------------	------

No Forced Transactions.

Forced Sales Notes

- 1 - Compulsory Public Forced Sales
- 2 - Forced Sales of Fixed Registered Shares
- 3 - Forced Sales of Remaining Fractional Shares

Exchange Traded Funds (ETFs) Characteristics

	Transactions Date (T)	Creation / Redemption	Units (T-1)	New Units (T-1)	Redemption Units (T-1)	Units (T) [1]	Fund Assets [2]	Net Unit Price	Dividend per Unit	Dividend Date
ALPHA ETF FTSE Athex Large Cap	13/05/2026	5,000	1,380,078	---	---	1,380,078	80,086,650.00	58.0305	1.15	01/07/2025

ETFs Notes

[1] - Units (T) = Units (T-1) + New Units (T-1) - Redemption Units (T-1)

[2] - The Creation / Redemption Units of T-1 are included.

Non Convertible Corporate Bonds - Regulated Market

Num Listed Bonds	Nominal price	Issue price	Today's Rate	Exp. Date	Duration (years)	Note	Coupon		Trading Unit	Corporate Bonds	Accrued Int.	Yield.T.Mat	Price min	Price max	Closing price	Previous closing price/date	Volume	Transactions Value	Last order		Date	ear min	Year max	
							Common	Preferred											Price	Buy / Sell				
250,000	1,000.00	1,000.00	3.75	25/02/2033	7	---	1	---	1	CAPITAL CLEAN ENERGY CARRIERS CORP. (Non Convert)	8.2292	3.9490	98.7000	98.9000	98.7500	98.7080	12/05/2026	141,000	140,397.81	98.5100	B	13/05/2026	95.0002	99.9895
320,000	1,000.00	1,000.00	3.40	21/07/2027	7	---	12	---	1	LAMDA DEVELOPMENT S.A. (Non Convertible)	10.7667	3.3360	98.6200	99.3480	99.3000	99.0000	12/05/2026	122,000	122,397.79	99.3000	B	13/05/2026	97.5000	100.0000
200,000	1,000.00	1,000.00	1.90	23/03/2028	7	---	11	---	1	MOTOR OIL CORINTH REFINERIES SA (Non Convertible)	2.7972	3.2950	96.8000	97.1000	96.9394	97.1500	12/05/2026	264,000	256,658.47	96.8100	B	13/05/2026	96.5000	98.0000
150,000	1,000.00	1,000.00	2.60	22/10/2026	7	---	14	---	1	TERNA ENERGY FINANCE S.A. (Non Convertible)	1.6611	2.8960	---	---	---	99.6460	12/05/2026	---	---	99.6000	B	13/05/2026	98.4189	99.7900
100,000	1,000.00	1,000.00	2.80	25/01/2027	5	---	9	---	1	PREMIA S.A. (Non Convertible)	8.4778	3.7780	99.0000	99.0000	99.0000	99.0600	12/05/2026	12,000	11,981.73	99.0100	B	13/05/2026	97.7000	99.5000
500,000	1,000.00	1,000.00	4.00	10/07/2030	7	---	6	---	1	METLEN ENERGY & METALS S.A. (Non Convertible)	13.6667	3.6000	99.6501	99.9500	99.9444	99.7880	12/05/2026	192,000	194,138.65	99.6510	B	13/05/2026	98.3000	101.4000
99,697	1,000.00	1,000.00	5.50	15/12/2028	5	---	5	---	1	IDEAL HOLDINGS S.A. (Non Convertible)	23.0694	3.7440	103.0000	103.0000	103.0000	102.8000	12/05/2026	5,000	5,265.35	102.8000	B	13/05/2026	101.4645	104.1000
500,000	1,000.00	1,000.00	3.80	18/11/2032	7	---	1	---	1	LAMDA DEVELOPMENT S.A. (Non convertible)	18.7889	4.0700	97.7000	98.5000	98.2000	98.4000	12/05/2026	171,000	171,002.90	98.0000	B	13/05/2026	96.7229	99.9999
140,000	1,000.00	1,000.00	4.70	15/12/2030	5	---	1	---	1	AKTOR S.A. (Non convertible)	19.7139	4.2320	101.5010	101.5010	101.5010	101.5010	12/05/2026	7,000	7,243.07	101.5200	B	13/05/2026	100.6000	103.4900
500,000	1,000.00	1,000.00	2.75	03/07/2027	7	---	12	---	1	GEK TERNA S.A. (Non Convertible)	9.9306	3.4230	98.5000	98.9000	98.6297	98.6100	12/05/2026	181,000	180,317.20	98.5100	B	13/05/2026	97.7500	99.5000
150,000	1,000.00	1,000.00	4.10	08/04/2033	7	---	1	---	1	PREMIA REIC (Non Convertible)	4.2139	4.2010	---	---	---	99.3600	12/05/2026	---	---	99.1000	B	13/05/2026	98.8220	100.3700
250,000	1,000.00	1,000.00	3.70	04/07/2032	7	---	2	---	1	AEGEAN AIRLINES S.A. (Non Convertible)	13.3611	3.7180	99.0000	99.6000	99.3038	99.5100	12/05/2026	61,000	61,390.33	99.2000	B	13/05/2026	98.0875	102.0999
300,000	1,000.00	1,000.00	2.30	20/07/2028	7	---	10	---	1	PRODEA REIC S.A.(Non Convertible)	7.3472	2.6780	98.4501	98.9000	98.5789	98.4060	12/05/2026	52,000	51,643.07	98.5000	B	13/05/2026	95.0000	99.9510
250,000	1,000.00	1,000.00	2.45	16/11/2028	7	---	9	---	1	ELVALHALCOR S.A. (Non Convertible)	12.1819	3.5730	96.0000	96.6000	96.4440	96.6060	12/05/2026	109,000	106,451.82	96.2000	B	13/05/2026	94.9873	99.0000
120,000	1,000.00	1,000.00	2.65	06/12/2028	7	---	9	---	1	NOVAL PROPERTY REIC (Non Convertible)	11.6306	3.5540	96.0000	97.2000	96.8347	97.1310	12/05/2026	72,000	70,558.40	96.2000	B	13/05/2026	95.0000	99.9900
300,000	1,000.00	1,000.00	2.30	14/12/2028	7	---	9	---	1	GEK TERNA S.A. (Non Convertible)	9.6472	3.4170	96.4500	96.5000	96.4593	97.0000	12/05/2026	59,000	57,480.19	96.5000	B	13/05/2026	95.0000	97.2100
100,000	1,000.00	1,000.00	2.95	11/02/2027	5	---	9	---	1	SAFE BULKERS PARTICIPATIONS PLC (Non Convertible)	7.6208	2.8670	99.7900	99.7900	99.7900	99.7000	12/05/2026	1,000	1,005.52	99.4000	B	13/05/2026	97.8500	99.9201
100,000	1,000.00	1,000.00	4.40	26/07/2029	7	---	8	---	1	CPLP SHIPPING HOLDINGS PLC (Non Convertible)	13.3222	3.6590	99.9000	100.3500	100.3500	100.2150	12/05/2026	14,000	14,187.01	100.0000	B	13/05/2026	100.1065	102.8500
200,000	1,000.00	1,000.00	4.25	23/01/2029	5	---	5	---	1	AUTOHELLAS S.A. (Non Convertible)	13.2222	3.7840	100.0000	100.7991	100.2244	100.5700	12/05/2026	64,000	64,989.82	100.0010	B	13/05/2026	99.5000	102.0000

Corporate Bonds Notes

Transactions Volume = (Pieces) * (Nominal Price). Transactions Value = (Pieces) * (Nominal Price) * (price %) + (Accrued interest).

The price of a Bond is stated as a percentage (%) of Bond's Nominal Price.

Nominal Price in Euros (€), except if it is noted differently.

Non Convertible Corporate Bonds - Regulated Market

Num Listed Bonds	Nominal price	Issue price	Today's Rate	Exp. Date	Duration (years)	Note	Coupon		Trading Unit	Corporate Bonds	Accrued Int.	Yield.T.Mat	Price min	Price max	Closing price	Previous closing price/date	Volume	Transactions Value	Last order		ear min	Year max		
							Common	Preferred											Price	Buy / Sell			Date	
130,000	1,000.00	1,000.00	6.00	27/02/2029	5	---	5	---	1	INTRALOT S.A. (Non Convertible)	12.8333	4.4630	102.3000	102.5000	102.3595	103.0000	12/05/2026	71,000	73,586.41	102.3100	B	13/05/2026	101.0000	104.5000
500,000	1,000.00	1,000.00	3.20	29/09/2032	7	---	2	---	1	GEK TERNA S.A. (Non Convertible)	4.0889	3.7100	96.6000	96.9500	96.9500	96.5860	12/05/2026	7,000	6,804.62	96.5000	B	13/05/2026	94.0000	99.3790

Corporate Bonds Notes

Transactions Volume = (Pieces) * (Nominal Price). Transactions Value = (Pieces) * (Nominal Price) * (price %) + (Accrued interest).

The price of a Bond is stated as a percentage (%) of Bond's Nominal Price.

Nominal Price in Euros (€), except if it is noted differently.

Government Bonds

Number Listed Bonds	Nominal price	Today's Rate	Accrued Interest Calc	Exp. Date [1]	Duration (years)	Note	Coupons Date	Curr. coupon value	Trading Unit	Government Bonds	Price min	Price max	Closing price	Previous closing price/date	Volume	Transactions Value	Price	Last order Buy / Sell	Date
4,000,000	1,000.00	4.13	Actual/Actual	15/06/2054	30	---	15/06	4.13	1	GGB-FXD-150654-30Y-4.125-1.000	---	---	---	---	---	---	---	---	---
4,700,000	1,000.00	1.88	Actual/Actual	04/02/2035	15	---	04/02	1.88	1	GGB-FXD-040235-15Y-1.875-1.000	---	---	---	---	---	---	---	---	---
6,000,000	1,000.00	0.75	Actual/Actual	18/06/2031	10	---	18/06	0.75	1	GGB-FXD-180631-10Y-0.750-1.000	---	---	---	---	---	---	---	---	---
3,600,000	1,000.00	3.88	Actual/Actual	15/06/2028	5	---	15/06	3.88	1	GGB-FXD-150628-05Y-3.875-1.000	---	---	---	---	---	---	---	---	---
5,962,747,327	1.00	3.75	Actual/Actual	30/01/2028	10	---	/02 - 02/02 - 31/	3.75	1	GGB-FXD-300128-10Y-3.750-1.000	---	---	---	85.4610 13/07/2018	---	---	1.0000	B	28/11/2018
7,067,309,386	1.00	3.90	Actual/Actual	30/01/2033	15	---	/02 - 02/02 - 31/	3.90	1	GGB-FXD-300133-15Y-3.900-1.000	---	---	---	78.6730 13/07/2018	---	---	1.0000	B	28/11/2018
5,622,848,349	1.00	4.00	Actual/Actual	30/01/2037	19	---	/02 - 02/02 - 31/	4.00	1	GGB-FXD-300137-19Y-4.000-1.000	---	---	---	77.0370 13/07/2018	---	---	1.0000	B	28/11/2018
5,476,770,669	1.00	4.20	Actual/Actual	30/01/2042	24	---	/02 - 02/02 - 31/	4.20	1	GGB-FXD-300142-24Y-4.200-1.000	---	---	---	77.7640 13/07/2018	---	---	1.0000	B	28/11/2018
4,950,000	1,000.00	3.38	Actual/Actual	15/06/2034	10	---	15/06	3.38	1	GGB-FXD-150634-10Y-3.375-1.000	---	---	---	---	---	---	---	---	---
41,118,344	1.00	4.30	Actual/Actual	24/02/2027	15	---	24/02	4.30	1	GGB-FXD-240227-15Y-2.000-1.000	---	---	---	10.0000 22/06/2015	---	---	---	---	---
45,137,734	1.00	4.30	Actual/Actual	24/02/2028	16	---	24/02	4.30	1	GGB-FXD-240228-16Y-2.000-1.000	---	---	---	10.0000 22/06/2015	---	---	---	---	---
61,768,888	1.00	4.30	Actual/Actual	24/02/2029	17	---	24/02	4.30	1	GGB-FXD-240229-17Y-2.000-1.000	---	---	---	10.0000 22/06/2015	---	---	---	---	---
54,567,744	1.00	4.30	Actual/Actual	24/02/2030	18	---	24/02	4.30	1	GGB-FXD-240230-18Y-2.000-1.000	---	---	---	10.0000 22/06/2015	---	---	---	---	---
37,541,515	1.00	4.30	Actual/Actual	24/02/2031	19	---	24/02	4.30	1	GGB-FXD-240231-19Y-2.000-1.000	---	---	---	10.0000 22/06/2015	---	---	---	---	---
37,558,317	1.00	4.30	Actual/Actual	24/02/2032	20	---	24/02	4.30	1	GGB-FXD-240232-20Y-2.000-1.000	---	---	---	10.0000 22/06/2015	---	---	---	---	---
37,473,732	1.00	4.30	Actual/Actual	24/02/2033	21	---	24/02	4.30	1	GGB-FXD-240233-21Y-2.000-1.000	---	---	---	10.0000 22/06/2015	---	---	---	---	---
33,888,293	1.00	4.30	Actual/Actual	24/02/2034	22	---	24/02	4.30	1	GGB-FXD-240234-22Y-2.000-1.000	---	---	---	10.0000 22/06/2015	---	---	---	---	---
35,177,800	1.00	4.30	Actual/Actual	24/02/2035	23	---	24/02	4.30	1	GGB-FXD-240235-23Y-2.000-1.000	---	---	---	10.0000 22/06/2015	---	---	---	---	---
35,547,268	1.00	4.30	Actual/Actual	24/02/2036	24	---	24/02	4.30	1	GGB-FXD-240236-24Y-2.000-1.000	---	---	---	10.0000 22/06/2015	---	---	---	---	---
40,246,306	1.00	4.30	Actual/Actual	24/02/2037	25	---	24/02	4.30	1	GGB-FXD-240237-25Y-2.000-1.000	---	---	---	10.0000 22/06/2015	---	---	---	---	---
37,643,952	1.00	4.30	Actual/Actual	24/02/2038	26	---	24/02	4.30	1	GGB-FXD-240238-26Y-2.000-1.000	---	---	---	10.0000 22/06/2015	---	---	---	---	---
36,977,100	1.00	4.30	Actual/Actual	24/02/2039	27	---	24/02	4.30	1	GGB-FXD-240239-27Y-2.000-1.000	---	---	---	10.0000 22/06/2015	---	---	---	---	---
41,615,000	1.00	4.30	Actual/Actual	24/02/2040	28	---	24/02	4.30	1	GGB-FXD-240240-28Y-2.000-1.000	---	---	---	10.0000 22/06/2015	---	---	---	---	---
42,227,208	1.00	4.30	Actual/Actual	24/02/2041	29	---	24/02	4.30	1	GGB-FXD-240241-29Y-2.000-1.000	---	---	---	10.0000 22/06/2015	---	---	---	---	---
68,288,487	1.00	4.30	Actual/Actual	24/02/2042	30	---	24/02	4.30	1	GGB-FXD-240242-30Y-2.000-1.000	---	---	---	10.0000 22/06/2015	---	---	---	---	---
4,700,000	1,000.00	3.88	Actual/Actual	12/03/2029	10	---	12/03	3.88	1	GGB-FXD-120329-10Y-3.875-1.000	---	---	---	---	---	---	100.0000	B	15/10/2019
5,500,000	1,000.00	1.50	Actual/Actual	18/06/2030	10	---	18/06	1.50	1	GGB-FXD-180630-10Y-1.500-1.000	---	---	---	---	---	---	---	---	---
5,500,000	1,000.00	4.38	Actual/Actual	18/07/2038	15	---	18/07	4.38	1	GGB-FXD-180738-15Y-4.375-1.000	---	---	---	---	---	---	---	---	---
40,000	1,000.00	2.72	FLR Actual/360	18/09/2026	1	---	18/09 - 18/03	---	1	GGB-FLT-180926-01Y-2.717-1.000	---	---	---	---	---	---	---	---	---
4,550,000	1,000.00	3.38	Actual/Actual	16/06/2036	10	---	16/06	3.38	1	GGB-FXD-160636-10Y-3.375-1000.00	---	---	---	---	---	---	---	---	---
5,364,250	1,000.00	3.25	Actual/Actual	20/03/2050	30	---	20/03	3.25	1	GGB-FXD-200350-30Y-3.250-1.000	---	---	---	---	---	---	---	---	---
4,500,000	1,000.00	3.63	Actual/Actual	15/06/2035	10	---	15/06	3.63	1	GGB-FXD-150635-10Y-3.625-1000.00	---	---	---	---	---	---	---	---	---
3,924,361	1,000.00	2.00	Actual/Actual	22/04/2027	7	---	22/04	2.00	1	GGB-FXD-220427-07Y-2.000-1.000	---	---	---	---	---	---	99.9000	B	22/04/2020
2,298,012	1,000.00	1.88	Actual/Actual	23/07/2026	7	---	23/07	1.88	1	GGB-FXD-230726-07Y-1.875-1.000	---	---	---	---	---	---	---	---	---
4,900,000	1,000.00	4.25	Actual/Actual	15/06/2033	10	---	15/06	4.25	1	GGB-FXD-150633-10Y-4.250-1.000	---	---	---	---	---	---	---	---	---

Government Bonds Notes

Transactions Volume = (Pieces) * (Nominal Price). Transactions Value = (Pieces) * (Nominal Price) * (price %) + (Accrued interest).

The Value of current coupon for the issues with NV 0.01 euro refers to NV 100 euros

FLR: Floating Interest Rate.

[1] - The Expiration Date of the interest bearing period and the Date for coupon payment.

Government Bonds

Number Listed Bonds	Nominal price	Today's Rate	Accrued Interest Calc	Exp. Date [1]	Duration (years)	Note	Coupons Date	Curr. coupon value	Trading Unit	Government Bonds	Price min	Price max	Closing price	Previous closing price/date	Volume	Transactions Value	Price	Last order Buy / Sell	Date
3,500,000	1,000.00	1.88	Actual/Actual	24/01/2052	30	---	24/01	1.88	1	GGB-FXD-240152-30Y-1.875-1.000	---	---	---	---	---	---	---	---	---
3,700,000	1,000.00	1.75	Actual/Actual	18/06/2032	10	---	18/06	1.75	1	GGB-FXD-180632-10Y-1.750-1.000	---	---	---	---	---	---	---	---	---
2,200,000	1,000.00	1.13	FLR	Actual/360	15/12/2027	5	---	- 15/03 - 15/09 -	---	1	GGB-FLT-151227-05Y-1.130-1.000	---	---	---	---	---	102.1600	B	30/12/2022

Government Bonds Notes

Transactions Volume = (Pieces) * (Nominal Price). Transactions Value = (Pieces) * (Nominal Price) * (price %) + (Accrued interest).

The Value of current coupon for the issues with NV 0.01 euro refers to NV 100 euros

FLR: Floating Interest Rate.

[1] - The Expiration Date of the interest bearing period and the Date for coupon payment.

Treasury Bills & Zero Coupon Government Bonds

Issue Date	13-Week Maturity									26-Week Maturity									52-Week Maturity								
	Exp. Date	Initial Rate	Num Listed Bonds	Nominal price	Issue price	Last Trade Price	Last Trade Date	Volume Traded	Note	Exp. Date	Initial Rate	Num Listed Bonds	Nominal price	Issue price	Last Trade Price	Last Trade Date	Volume Traded	Note	Exp. Date	Initial Rate	Num Listed Bonds	Nominal price	Issue price	Last Trade Price	Last Trade Date	Volume Traded	Note
06/06/2025	---	---	---	---	---	---	---	---	---	---	---	---	---	---	---	---	---	---	06/06/2026	1.84	600,000	1,000.00	981.74	---	---	---	---
05/09/2025	---	---	---	---	---	---	---	---	---	---	---	---	---	---	---	---	---	---	04/09/2026	1.97	600,000	1,000.00	0.00	---	---	---	---
05/12/2025	---	---	---	---	---	---	---	---	---	---	---	---	---	---	---	---	---	---	04/12/2026	2.03	600,000	1,000.00	997.90	---	---	---	---
06/03/2026	---	---	---	---	---	---	---	---	---	---	---	---	---	---	---	---	---	---	05/03/2027	1.97	500,000	1,000.00	980.45	---	---	---	---

Bonds in Circulation	Currency / Min nominal traded Value	Coupons Payment Date	Current Coupon Value	Note	Coupon	Trading Unit	Issue Date	Duration (years)	Today's Interest	A.I.C in days	Bonds	Last price of previous days		Last Outcry in Cash (euro)			Trades in Pieces	Life min	Life Max
												Price	Buy / Sell	Price	Buy / Sell	Date			
Corporate Bonds in Foreign Currency and Euro																			
103,746	GBP / 10	01/12	0.25	---	67	1	01/12/1930	98	2.5	360	National Mortgage Bank	2.27	05/02/1996	2.27	S	05/02/1996	---	2.27	2.27
0	GBP / 10	01/12	0.25	---	69	1	01/12/1928	100	2.5	360	National Mortgage Bank	---	---	---	---	---	---	---	---

Government Bonds Notes

A.I.C: Accrued Interest Calculation base.

FLR: Floating Interest Rate.

The minimum tradeable Nominal Value for all Demeterialised Government Titles is 100 Euros.

(μτφρ-0)

Underlying Asset				Derivatives Market													
Price max	Price min	Closing price	change	Delivery Month	Open price	Price max	Price min	Last price	Closing price	Last Bid	Last Ask	Fixing price*	Life high	Life low	Trades	Volume	Open Interest
FTSE/Athex Large Cap				(Trade Unit: 1 Index Point x 2E, Cash Settlement)													
5,788.98	5,725.02	5,749.84	-0.03%	May 2026	5,766.75	5,775.00	5,705.00	5,745.00	5,745.00	---	---	---	5,911.00	---	132	2,741	3,297
				June 2026	5,755.00	5,755.00	5,677.00	5,712.00	5,712.00	---	---	---	5,868.00	---	133	2,609	3,402
				July 2026	5,706.50	5,706.50	5,663.75	5,667.00	5,667.00	---	---	---	5,736.75	---	5	24	91
				September 2026	---	---	---	---	5,792.50	---	---	---	---	---	---	---	---
				December 2026	---	---	---	---	5,821.75	---	---	---	---	---	---	---	---
				March 2027	---	---	---	---	5,850.75	---	---	---	---	---	---	---	---
FTSE/Athex Banks				(Trade Unit: 1 Index Point x 15E, Cash Settlement)													
2,605.54	2,540.16	2,558.20	-0.95%	June 2026	2,537.25	2,537.25	2,537.25	2,537.25	2,537.25	---	---	---	2,708.00	---	1	20	3,414
				September 2026	---	---	---	---	2,601.25	---	---	---	---	---	---	---	---
				December 2026	---	---	---	---	2,614.25	---	---	---	---	---	---	---	---
				March 2027	---	---	---	---	2,627.50	---	---	---	---	---	---	---	---
MSCI GREECE REBASED				(Trade Unit: 1 Index Point x 2E, Cash Settlement)													
9,103.13	8,917.61	8,966.93	-0.61%	May 2026	---	---	---	---	9,028.75	---	---	---	9,484.25	---	---	---	---
				June 2026	---	---	---	---	8,985.25	---	---	---	9,252.00	---	---	---	---
				July 2026	---	---	---	---	9,054.75	---	---	---	---	---	---	---	---
				August 2026	---	---	---	---	9,072.25	---	---	---	---	---	---	---	---
				September 2026	---	---	---	---	9,086.25	---	---	---	---	---	---	---	---
				October 2026	---	---	---	---	9,100.50	---	---	---	---	---	---	---	---
				December 2026	---	---	---	---	9,132.00	---	---	---	---	---	---	---	---
				March 2027	---	---	---	---	9,177.50	---	---	---	---	---	---	---	---

Derivatives notes - <https://athens.euronext.com/el/market-data/statistics/eod-closing-prices>

Fixing prices and final open positions can be retrieved from the following path <http://www.athexgroup.gr/en/market-data/statistics/eod-closing-prices>

Underlying Asset				Derivatives Market													
Price max	Price min	Closing price	change	Delivery Month	Open price	Price max	Price min	Last price	Closing price	Last Bid	Last Ask	Fixing price*	Life high	Life low	Trades	Volume	Open Interest
ADMIE (IPTO) HOLDING S.A. (CR)				(Contract Size: 100 Securities, Physical Delivery)													
3.36	3.23	3.345	3.56%	June 2026	3.29	3.36	3.29	3.36	3.36	---	---	---	3.36	---	50	1,217	8,294
				September 2026	3.35	3.35	3.35	3.35	3.35	---	---	---	3.35	---	1	20	---
				December 2026	---	---	---	---	3.27	---	---	---	---	---	---	---	---
				March 2027	---	---	---	---	3.29	---	---	---	---	---	---	---	---
AEGEAN AIRLINES (CR)				(Contract Size: 100 Securities, Physical Delivery)													
11.56	11.2	11.28	-0.70%	June 2026	11.53	11.53	11.29	11.34	11.34	---	---	---	15.15	---	20	58	2,925
				September 2026	---	---	---	---	11.44	---	---	---	---	---	---	---	---
				December 2026	---	---	---	---	11.50	---	---	---	---	---	---	---	---
				March 2027	---	---	---	---	11.56	---	---	---	---	---	---	---	---
AKTOR S.A. HOLDING CO. (CR)				(Contract Size: 100 Securities, Physical Delivery)													
10.98	10.7	10.96	0.55%	June 2026	10.86	10.93	10.82	10.88	10.88	---	---	---	11.56	---	11	46	101,133
				September 2026	---	---	---	---	10.98	---	---	---	---	---	---	---	---
				December 2026	---	---	---	---	11.03	---	---	---	---	---	---	---	---
				March 2027	---	---	---	---	11.09	---	---	---	---	---	---	---	---
Allwyn AG (CR)				(Contract Size: 100 Securities, Physical Delivery)													
12.3	12.1	12.255	1.70%	June 2026	12.24	12.37	12.15	12.32	12.32	---	---	---	15.54	---	193	1,027	8,813
				September 2026	---	---	---	---	12.14	---	---	---	---	---	---	---	---
				December 2026	---	---	---	---	12.20	---	---	---	---	---	---	---	---
				March 2027	---	---	---	---	12.26	---	---	---	---	---	---	---	---
ALPHA BANK (CR)				(Contract Size: 100 Securities, Physical Delivery)													
3.62	3.514	3.571	0.03%	June 2026	3.59	3.63	3.53	3.58	3.58	---	---	---	4.50	---	182	3,174	64,668
				September 2026	---	---	---	---	3.59	---	---	---	3.62	---	---	---	2
				December 2026	---	---	---	---	3.61	---	---	---	---	---	---	---	---
				March 2027	---	---	---	---	3.63	---	---	---	---	---	---	---	---
ATHENS INTL AIRPORT (CR)				(Contract Size: 100 Securities, Physical Delivery)													
10.2	10.02	10.03	-0.89%	June 2026	10.06	10.06	10.06	10.06	10.06	---	---	---	11.47	---	1	5	289
				September 2026	---	---	---	---	10.19	---	---	---	---	---	---	---	---
				December 2026	---	---	---	---	10.24	---	---	---	---	---	---	---	---
				March 2027	---	---	---	---	10.29	---	---	---	---	---	---	---	---
AUTOHELLAS SA (CR)				(Contract Size: 100 Securities, Physical Delivery)													
10.84	10.64	10.84	-0.37%	June 2026	---	---	---	---	10.19	---	---	---	11.60	---	---	---	123
				September 2026	---	---	---	---	10.96	---	---	---	---	---	---	---	---
				December 2026	---	---	---	---	11.01	---	---	---	---	---	---	---	---
				March 2027	---	---	---	---	11.07	---	---	---	---	---	---	---	---

Derivatives notes - <https://athens.euronext.com/el/market-data/statistics/eod-closing-prices>

Fixing prices and final open positions can be retrieved from the following path <http://www.athexgroup.gr/en/market-data/statistics/eod-closing-prices>

Underlying Asset				Derivatives Market													
Price max	Price min	Closing price	change	Delivery Month	Open price	Price max	Price min	Last price	Closing price	Last Bid	Last Ask	Fixing price*	Life high	Life low	Trades	Volume	Open Interest
AVAX S.A. (CR)				(Contract Size: 100 Securities, Physical Delivery)													
3.61	3.505	3.6	1.12%	June 2026	3.56	3.62	3.56	3.62	3.62	---	---	---	3.64	---	27	215	2,732
				September 2026	---	---	---	---	3.59	---	---	---	---	---	---	---	---
				December 2026	---	---	---	---	3.60	---	---	---	---	---	---	---	---
				March 2027	---	---	---	---	3.62	---	---	---	---	---	---	---	---
BALLY'S INTRALOT (CR)				(Contract Size: 100 Securities, Physical Delivery)													
1.126	1.1	1.12	2.19%	June 2026	1.12	1.12	1.11	1.12	1.12	---	---	---	1.16	---	19	536	1,342,897
				September 2026	---	---	---	---	1.10	---	---	---	---	---	---	---	---
				December 2026	---	---	---	---	1.11	---	---	---	---	---	---	---	---
				March 2027	---	---	---	---	1.11	---	---	---	---	---	---	---	---
BANK OF CYPRUS (CR)				(Contract Size: 100 Securities, Physical Delivery)													
9.615	9.445	9.49	-0.21%	June 2026	9.07	9.07	8.97	9.01	9.01	---	---	---	9.53	---	4	15	996
				September 2026	---	---	---	---	9.58	---	---	---	---	---	---	---	---
				December 2026	---	---	---	---	9.63	---	---	---	---	---	---	---	---
				March 2027	---	---	---	---	9.67	---	---	---	---	---	---	---	---
CC HBC AG (CR)				(Contract Size: 100 Securities, Physical Delivery)													
49.4	48.55	49.05	-0.10%	June 2026	48.03	48.03	47.60	47.65	47.65	---	---	---	52.01	---	4	5	402
				September 2026	---	---	---	---	49.45	---	---	---	---	---	---	---	---
				December 2026	---	---	---	---	49.70	---	---	---	---	---	---	---	---
				March 2027	---	---	---	---	49.95	---	---	---	---	---	---	---	---
CENERGY HOLDINGS (CB)				(Contract Size: 100 Securities, Physical Delivery)													
25.44	24.3	25.4	0.87%	June 2026	25.15	25.31	24.40	25.30	25.30	---	---	---	25.50	---	45	172	3,374
				September 2026	---	---	---	---	25.36	---	---	---	---	---	---	---	---
				December 2026	---	---	---	---	25.49	---	---	---	---	---	---	---	---
				March 2027	---	---	---	---	25.62	---	---	---	---	---	---	---	---
CrediaBank (CR)				(Contract Size: 100 Securities, Physical Delivery)													
1.296	1.262	1.266	2.93%	June 2026	1.27	1.30	1.27	1.28	1.28	---	---	---	1.38	---	389	4,906	88,558
				September 2026	---	---	---	---	1.26	---	---	---	1.35	---	---	---	106
				December 2026	---	---	---	---	1.25	---	---	---	---	---	---	---	---
				March 2027	---	---	---	---	1.25	---	---	---	---	---	---	---	---
ELLAKTOR (CR)				(Contract Size: 100 Securities, Physical Delivery)													
1.482	1.43	1.434	-1.10%	June 2026	---	---	---	---	1.42	---	---	---	1.44	---	---	---	1,662
				September 2026	---	---	---	---	1.46	---	---	---	---	---	---	---	---
				December 2026	---	---	---	---	1.47	---	---	---	---	---	---	---	---
				March 2027	---	---	---	---	1.48	---	---	---	---	---	---	---	---

Derivatives notes - <https://athens.euronext.com/el/market-data/statistics/eod-closing-prices>

Fixing prices and final open positions can be retrieved from the following path <http://www.athexgroup.gr/en/market-data/statistics/eod-closing-prices>

Underlying Asset				Derivatives Market													
Price max	Price min	Closing price	change	Delivery Month	Open price	Price max	Price min	Last price	Closing price	Last Bid	Last Ask	Fixing price*	Life high	Life low	Trades	Volume	Open Interest
ELVALHALCOR (CR)				(Contract Size: 100 Securities, Physical Delivery)													
5.16	4.915	5.15	4.25%	June 2026	4.95	5.17	4.94	5.15	5.15	---	---	---	5.17	---	87	577	5,240
				September 2026	---	---	---	---	4.98	---	---	---	---	---	---	---	---
				December 2026	---	---	---	---	5.00	---	---	---	---	---	---	---	---
				March 2027	---	---	---	---	5.03	---	---	---	---	---	---	---	---
EUROBANK (CR)				(Contract Size: 100 Securities, Physical Delivery)													
3.839	3.701	3.705	-2.53%	June 2026	3.84	3.84	3.66	3.70	3.70	---	---	---	4.07	---	130	4,955	37,852
				September 2026	---	---	---	---	3.83	---	---	---	---	---	---	---	---
				December 2026	---	---	---	---	3.85	---	---	---	---	---	---	---	---
				March 2027	---	---	---	---	3.87	---	---	---	---	---	---	---	---
EURONEXT ATHENS (CR)				(Contract Size: 100 Securities, Physical Delivery)													
7	6.95	7	0.29%	June 2026	---	---	---	---	6.91	---	---	---	7.41	---	---	---	335
				September 2026	---	---	---	---	7.03	---	---	---	---	---	---	---	---
				December 2026	---	---	---	---	7.07	---	---	---	---	---	---	---	---
				March 2027	---	---	---	---	7.10	---	---	---	---	---	---	---	---
EYDAP S.A. (CR)				(Contract Size: 100 Securities, Physical Delivery)													
10.36	10.06	10.28	0.98%	June 2026	10.22	10.28	10.12	10.28	10.28	---	---	---	10.37	---	5	22	13,477
				September 2026	---	---	---	---	10.25	---	---	---	---	---	---	---	---
				December 2026	---	---	---	---	10.30	---	---	---	---	---	---	---	---
				March 2027	---	---	---	---	10.36	---	---	---	---	---	---	---	---
FOURLIS (CR)				(Contract Size: 100 Securities, Physical Delivery)													
4.84	4.645	4.69	-1.47%	June 2026	4.74	4.78	4.65	4.69	4.69	---	---	---	4.94	---	15	51	3,057
				September 2026	---	---	---	---	4.79	---	---	---	---	---	---	---	---
				December 2026	---	---	---	---	4.82	---	---	---	---	---	---	---	---
				March 2027	---	---	---	---	4.84	---	---	---	---	---	---	---	---
GEK TERNA (CR)				(Contract Size: 100 Securities, Physical Delivery)													
43.2	41.68	42.08	-1.59%	June 2026	43.50	43.50	41.86	41.98	41.98	---	---	---	43.58	---	39	127	5,024
				September 2026	---	---	---	---	43.07	---	---	---	---	---	---	---	---
				December 2026	---	---	---	---	43.28	---	---	---	---	---	---	---	---
				March 2027	---	---	---	---	43.50	---	---	---	---	---	---	---	---
HELLENiQ ENERGY (CR)				(Contract Size: 100 Securities, Physical Delivery)													
10.04	9.865	10	1.32%	June 2026	9.98	10.04	9.98	10.02	10.02	---	---	---	10.55	---	14	77	3,945
				September 2026	---	---	---	---	9.94	---	---	---	---	---	---	---	---
				December 2026	---	---	---	---	9.99	---	---	---	---	---	---	---	---
				March 2027	---	---	---	---	10.04	---	---	---	---	---	---	---	---

Derivatives notes - <https://athens.euronext.com/el/market-data/statistics/eod-closing-prices>

Fixing prices and final open positions can be retrieved from the following path <http://www.athexgroup.gr/en/market-data/statistics/eod-closing-prices>

Underlying Asset				Derivatives Market													
Price max	Price min	Closing price	change	Delivery Month	Open price	Price max	Price min	Last price	Closing price	Last Bid	Last Ask	Fixing price*	Life high	Life low	Trades	Volume	Open Interest
INTRACOM HOLDINGS (CR)																	
(Contract Size: 100 Securities, Physical Delivery)																	
3.575	3.495	3.55	0.85%	June 2026	3.55	3.57	3.52	3.57	3.57	---	---	---	3.65	---	56	278	13,925
---	---	---	---	September 2026	---	---	---	---	3.51	---	---	---	3.58	---	---	---	80
---	---	---	---	December 2026	---	---	---	---	3.56	---	---	---	---	---	---	---	---
---	---	---	---	March 2027	---	---	---	---	3.58	---	---	---	---	---	---	---	---
JUMBO SA (CR)																	
(Contract Size: 100 Securities, Physical Delivery)																	
21.74	21.34	21.5	0.56%	June 2026	21.72	21.79	21.39	21.60	21.60	---	---	---	25.68	---	94	509	5,854
---	---	---	---	September 2026	---	---	---	---	21.53	---	---	---	---	---	---	---	---
---	---	---	---	December 2026	---	---	---	---	21.64	---	---	---	---	---	---	---	---
---	---	---	---	March 2027	---	---	---	---	21.75	---	---	---	---	---	---	---	---
LAMDA DEVELOPMENT SA (CR)																	
(Contract Size: 100 Securities, Physical Delivery)																	
6.125	6.045	6.08	0.00%	June 2026	6.14	6.14	6.09	6.10	6.10	---	---	---	7.09	---	39	441	25,335
---	---	---	---	September 2026	---	---	---	---	6.12	---	---	---	---	---	---	---	---
---	---	---	---	December 2026	---	---	---	---	6.15	---	---	---	---	---	---	---	---
---	---	---	---	March 2027	---	---	---	---	6.19	---	---	---	---	---	---	---	---
METLEN PLC (CR)																	
(Contract Size: 100 Securities, Physical Delivery)																	
39.7	37.84	39.5	5.62%	June 2026	38.12	39.80	38.03	39.62	39.62	---	---	---	47.90	---	317	1,247	15,524
---	---	---	---	September 2026	39.10	39.50	38.60	39.10	39.10	---	---	---	39.50	---	43	528	77
---	---	---	---	December 2026	---	---	---	---	37.86	---	---	---	---	---	---	---	---
---	---	---	---	March 2027	---	---	---	---	38.05	---	---	---	---	---	---	---	---
MIG (CR)																	
(Contract Size: 100 Securities, Physical Delivery)																	
3.35	3.23	3.32	2.79%	June 2026	3.30	3.36	3.30	3.36	3.36	---	---	---	3.43	---	4	19	166
---	---	---	---	September 2026	---	---	---	---	3.25	---	---	---	---	---	---	---	---
---	---	---	---	December 2026	---	---	---	---	3.27	---	---	---	---	---	---	---	---
---	---	---	---	March 2027	---	---	---	---	3.29	---	---	---	---	---	---	---	---
MOTOR OIL (CR)																	
(Contract Size: 100 Securities, Physical Delivery)																	
37	35.78	35.78	-3.30%	June 2026	36.07	36.44	35.85	35.85	35.85	---	---	---	39.97	---	10	22	380
---	---	---	---	September 2026	---	---	---	---	37.27	---	---	---	---	---	---	---	---
---	---	---	---	December 2026	---	---	---	---	37.45	---	---	---	---	---	---	---	---
---	---	---	---	March 2027	---	---	---	---	37.64	---	---	---	---	---	---	---	---
NATIONAL BANK (CR)																	
(Contract Size: 100 Securities, Physical Delivery)																	
14.455	13.975	14.085	-1.37%	June 2026	14.13	14.18	13.76	13.83	13.83	---	---	---	15.76	---	121	873	15,349
---	---	---	---	September 2026	---	---	---	---	14.38	---	---	---	---	---	---	---	---
---	---	---	---	December 2026	---	---	---	---	14.45	---	---	---	---	---	---	---	---
---	---	---	---	March 2027	---	---	---	---	14.53	---	---	---	---	---	---	---	---

Derivatives notes - <https://athens.euronext.com/el/market-data/statistics/eod-closing-prices>

Fixing prices and final open positions can be retrieved from the following path <http://www.athexgroup.gr/en/market-data/statistics/eod-closing-prices>

Underlying Asset				Derivatives Market													
Price max	Price min	Closing price	change	Delivery Month	Open price	Price max	Price min	Last price	Closing price	Last Bid	Last Ask	Fixing price*	Life high	Life low	Trades	Volume	Open Interest
OPTIMA BANK (CR)																	
(Contract Size: 100 Securities, Physical Delivery)																	
9.89	9.53	9.88	2.01%	June 2026	9.63	9.82	9.63	9.82	9.82	---	---	---	9.82	---	9	46	556
---	---	---	---	September 2026	---	---	---	---	9.75	---	---	---	---	---	---	---	---
---	---	---	---	December 2026	---	---	---	---	9.80	---	---	---	---	---	---	---	---
---	---	---	---	March 2027	---	---	---	---	9.85	---	---	---	---	---	---	---	---
OTE (CR)																	
(Contract Size: 100 Securities, Physical Delivery)																	
18.45	18.05	18.33	0.44%	June 2026	18.39	18.39	18.39	18.39	18.39	---	---	---	18.73	---	1	1	884
---	---	---	---	September 2026	---	---	---	---	18.38	---	---	---	---	---	---	---	---
---	---	---	---	December 2026	---	---	---	---	18.47	---	---	---	---	---	---	---	---
---	---	---	---	March 2027	---	---	---	---	18.57	---	---	---	---	---	---	---	---
P.P.A. S.A. (CR)																	
(Contract Size: 100 Securities, Physical Delivery)																	
38.8	37.6	38.4	1.59%	June 2026	---	---	---	---	39.21	---	---	---	39.11	---	---	---	42
---	---	---	---	September 2026	---	---	---	---	38.07	---	---	---	---	---	---	---	---
---	---	---	---	December 2026	---	---	---	---	38.26	---	---	---	---	---	---	---	---
---	---	---	---	March 2027	---	---	---	---	38.45	---	---	---	---	---	---	---	---
PIRAEUS BANK (CR)																	
(Contract Size: 100 Securities, Physical Delivery)																	
8.53	8.342	8.426	-0.28%	June 2026	8.51	8.54	8.35	8.44	8.44	---	---	---	8.90	---	162	2,877	47,960
---	---	---	---	September 2026	---	---	---	---	8.17	---	---	---	8.50	---	---	---	20
---	---	---	---	December 2026	---	---	---	---	8.55	---	---	---	---	---	---	---	---
---	---	---	---	March 2027	---	---	---	---	8.60	---	---	---	---	---	---	---	---
PPC (CR)																	
(Contract Size: 100 Securities, Physical Delivery)																	
20.28	19.76	20.16	2.18%	June 2026	19.45	19.82	19.15	19.60	19.60	---	---	---	20.10	---	196	978	16,288
---	---	---	---	September 2026	19.40	19.40	19.40	19.40	19.40	---	---	---	19.44	---	2	6	34
---	---	---	---	December 2026	---	---	---	---	19.97	---	---	---	---	---	---	---	---
---	---	---	---	March 2027	---	---	---	---	20.07	---	---	---	---	---	---	---	---
QUEST HOLDINGS (CR)																	
(Contract Size: 100 Securities, Physical Delivery)																	
7	6.9	6.98	-0.14%	June 2026	---	---	---	---	6.94	---	---	---	7.01	---	---	---	231
---	---	---	---	September 2026	---	---	---	---	7.04	---	---	---	---	---	---	---	---
---	---	---	---	December 2026	---	---	---	---	7.08	---	---	---	---	---	---	---	---
---	---	---	---	March 2027	---	---	---	---	7.11	---	---	---	---	---	---	---	---
TITAN (CB)																	
(Contract Size: 100 Securities, Physical Delivery)																	
49.24	48.14	48.14	-1.83%	June 2026	49.31	49.39	48.50	48.50	48.50	---	---	---	52.30	---	40	58	398
---	---	---	---	September 2026	---	---	---	---	49.39	---	---	---	---	---	---	---	---
---	---	---	---	December 2026	---	---	---	---	49.64	---	---	---	---	---	---	---	---
---	---	---	---	March 2027	---	---	---	---	49.89	---	---	---	---	---	---	---	---

Derivatives notes - <https://athens.euronext.com/el/market-data/statistics/eod-closing-prices>

Fixing prices and final open positions can be retrieved from the following path <http://www.athexgroup.gr/en/market-data/statistics/eod-closing-prices>

Underlying Asset				Derivatives Market													
Price max	Price min	Closing price	change	Delivery Month	Open price	Price max	Price min	Last price	Closing price	Last Bid	Last Ask	Fixing price*	Life high	Life low	Trades	Volume	Open Interest
VIOHALCO SA/NV (CB)				(Contract Size: 100 Securities, Physical Delivery)													
18.2	17.74	18	-1.10%	June 2026	18.01	18.25	17.85	18.12	18.12	---	---	---	18.34	---	35	71	2,273
				September 2026	---	---	---	---	18.33	---	---	---	---	---	---	---	---
				December 2026	---	---	---	---	18.42	---	---	---	---	---	---	---	---
				March 2027	---	---	---	---	18.51	---	---	---	---	---	---	---	---

Derivatives notes - <https://athens.euronext.com/el/market-data/statistics/eod-closing-prices>

Fixing prices and final open positions can be retrieved from the following path <http://www.athexgroup.gr/en/market-data/statistics/eod-closing-prices>

FTSE/Athex Large Cap

(Trade Unit: 1 Index Point x 2€ - Exercise Style: European, Cash Settlement)

Exerise Price	Call Options														Put Options																		
	May 2026							June 2026							Other Months		May 2026							June 2026							Other Months		Exerise Price
	Open price	Price max	Price min	Last price	Closing price	Volume	Open Interest	Open price	Price max	Price min	Last price	Closing price	Volume	Open Interest	Volume	Open Interest	Open price	Price max	Price min	Last price	Closing price	Volume	Open Interest	Open price	Price max	Price min	Last price	Closing price	Volume	Open Interest	Volume	Open Interest	
4,000	-	-	-	-	-	-	-	0.00	0.00	0.00	-	1,708.00	-	-	-	-	-	-	-	-	-	-	-	-	-	-	-	-	-	-	-	4,000	
4,100	-	-	-	-	-	-	-	0.00	0.00	0.00	-	1,609.00	-	-	-	-	-	-	-	-	-	-	-	-	-	-	-	-	-	-	-	4,100	
4,200	-	-	-	-	-	-	-	0.00	0.00	0.00	-	1,509.00	-	-	-	-	-	-	-	-	-	-	-	-	-	-	-	-	-	-	-	4,200	
4,300	-	-	-	-	-	-	-	0.00	0.00	0.00	-	1,409.00	-	-	-	-	-	-	-	-	-	-	-	-	-	-	-	-	-	-	-	4,300	
4,400	-	-	-	-	-	-	-	0.00	0.00	0.00	-	1,309.00	-	-	-	-	-	-	-	-	-	-	-	-	-	-	-	-	-	-	-	4,400	
4,450	-	-	-	-	-	-	-	0.00	0.00	0.00	-	1,259.00	-	-	-	-	-	-	-	-	-	-	-	-	-	-	-	-	-	-	-	4,450	
4,500	-	-	-	-	-	-	-	0.00	0.00	0.00	-	1,210.00	-	-	-	-	-	-	-	-	-	-	-	-	-	-	-	-	-	-	-	4,500	
4,550	-	-	-	-	-	-	-	0.00	0.00	0.00	-	1,160.00	-	-	-	-	-	-	-	-	-	-	-	-	-	-	-	-	-	-	-	4,550	
4,600	0.00	0.00	0.00	-	1,138.00	-	-	0.00	0.00	0.00	-	1,110.00	-	-	-	-	-	-	-	-	-	-	-	-	-	-	-	-	-	-	-	4,600	
4,650	0.00	0.00	0.00	-	1,088.00	-	-	0.00	0.00	0.00	-	1,061.00	-	-	-	-	-	-	-	-	-	-	-	-	-	-	-	-	-	-	-	4,650	
4,700	0.00	0.00	0.00	-	1,038.00	-	-	0.00	0.00	0.00	-	1,011.00	-	-	-	-	-	-	-	-	-	-	-	-	-	-	-	-	-	-	-	4,700	
4,750	0.00	0.00	0.00	-	988.00	-	-	0.00	0.00	0.00	-	962.00	-	-	-	-	-	-	-	-	-	-	-	-	-	-	-	-	-	-	-	4,750	
4,800	0.00	0.00	0.00	-	938.00	-	-	0.00	0.00	0.00	-	913.00	-	-	-	-	-	-	-	-	-	-	-	-	-	-	-	-	-	-	-	4,800	
4,850	0.00	0.00	0.00	-	888.00	-	-	0.00	0.00	0.00	-	864.00	-	-	-	-	-	-	-	-	-	-	-	-	-	-	-	-	-	-	-	4,850	
4,900	0.00	0.00	0.00	-	838.00	-	-	0.00	0.00	0.00	-	816.00	-	-	-	-	-	-	-	-	-	-	-	-	-	-	-	-	-	-	-	4,900	
4,950	0.00	0.00	0.00	-	788.00	-	-	0.00	0.00	0.00	-	768.00	-	-	-	-	-	-	-	-	-	-	-	-	-	-	-	-	-	-	-	4,950	
5,000	0.00	0.00	0.00	-	738.00	-	-	0.00	0.00	0.00	-	721.00	-	-	-	-	-	-	-	-	-	-	-	-	-	-	-	-	-	-	-	5,000	
5,050	0.00	0.00	0.00	-	688.00	-	33	0.00	0.00	0.00	-	674.00	-	-	-	-	-	-	-	-	-	-	-	-	-	-	-	-	-	-	-	5,050	
5,100	0.00	0.00	0.00	-	638.00	-	50	0.00	0.00	0.00	-	628.00	-	-	-	-	-	-	-	-	-	-	-	-	-	-	-	-	-	-	-	5,100	
5,150	0.00	0.00	0.00	-	588.00	-	51	0.00	0.00	0.00	-	584.00	-	-	-	-	-	-	-	-	-	-	-	-	-	-	-	-	-	-	-	5,150	
5,200	0.00	0.00	0.00	-	538.00	-	45	0.00	0.00	0.00	-	540.00	-	-	-	-	-	-	-	-	-	-	-	-	-	-	-	-	-	-	-	5,200	
5,250	0.00	0.00	0.00	-	488.00	-	32	0.00	0.00	0.00	-	498.00	-	-	-	-	-	-	-	-	-	-	-	-	-	-	-	-	-	-	-	5,250	
5,300	0.00	0.00	0.00	-	438.00	-	30	0.00	0.00	0.00	-	457.00	-	-	-	-	-	-	-	-	-	-	-	-	-	-	-	-	-	-	-	5,300	
5,350	0.00	0.00	0.00	-	388.00	-	30	0.00	0.00	0.00	-	418.00	-	-	-	-	-	-	-	-	-	-	-	-	-	-	-	-	-	-	-	5,350	
5,400	0.00	0.00	0.00	-	338.00	-	30	0.00	0.00	0.00	-	380.00	-	-	-	-	-	-	-	-	-	-	-	-	-	-	-	-	-	-	-	5,400	
5,450	0.00	0.00	0.00	-	289.00	-	30	0.00	0.00	0.00	-	344.00	-	-	-	-	-	-	-	-	-	-	-	-	-	-	-	-	-	-	-	5,450	
5,500	0.00	0.00	0.00	-	240.00	-	60	0.00	0.00	0.00	-	310.00	-	-	-	-	-	-	-	-	-	-	-	-	-	-	-	-	-	-	-	5,500	
5,550	0.00	0.00	0.00	-	193.00	-	30	0.00	0.00	0.00	-	278.00	-	-	-	-	-	-	-	-	-	-	-	-	-	-	-	-	-	-	-	5,550	
5,600	0.00	0.00	0.00	-	148.00	-	60	0.00	0.00	0.00	-	248.00	-	-	-	-	-	-	-	-	-	-	-	-	-	-	-	-	-	-	-	5,600	
5,650	131.00	131.00	131.00	131.00	131.00	1	97	0.00	0.00	0.00	-	220.00	-	-	-	-	-	-	-	-	-	-	-	-	-	-	-	-	-	-	-	5,650	
5,700	0.00	0.00	0.00	-	74.50	-	93	0.00	0.00	0.00	-	195.00	-	-	-	-	-	-	-	-	-	-	-	-	-	-	-	-	-	-	-	5,700	
5,750	0.00	0.00	0.00	-	48.00	-	62	0.00	0.00	0.00	-	171.00	-	-	-	-	-	-	-	-	-	-	-	-	-	-	-	-	-	-	-	5,750	
5,800	26.75	26.75	26.75	26.75	26.75	10	137	0.00	0.00	0.00	-	150.00	-	-	-	-	-	-	-	-	-	-	-	-	-	-	-	-	-	-	-	5,800	
5,850	13.00	13.00	13.00	13.00	13.00	1	191	119.00	119.00	117.00	117.00	117.00	32	31	120.00	13.00	120.00	120.00	120.00	120.00	30	125	248.00	276.00	248.00	276.00	276.00	90	90	-	-	5,850	
5,900	0.00	0.00	0.00	-	7.90	-	112	0.00	0.00	0.00	-	113.00	-	-	-	-	-	-	-	-	-	-	-	-	-	-	-	-	-	-	-	5,900	
5,950	0.00	0.00	0.00	-	3.60	-	28	0.00	0.00	0.00	-	97.00	-	-	-	-	-	-	-	-	-	-	-	-	-	-	-	-	-	-	-	5,950	

FTSE/Athex Large Cap

(Trade Unit: 1 Index Point x 2€ - Exercise Style: European, Cash Settlement)

Call Options														Put Options																			
Exercise Price	May 2026							June 2026							Other Months		May 2026							June 2026							Other Months		Exercise Price
	Open price	Price max	Price min	Last price	Closing price	Volume	Open Interest	Open price	Price max	Price min	Last price	Closing price	Volume	Open Interest	Volume	Open Interest	Open price	Price max	Price min	Last price	Closing price	Volume	Open Interest	Open price	Price max	Price min	Last price	Closing price	Volume	Open Interest	Volume	Open Interest	
6,000	0.00	0.00	0.00	-	1.50	-	16	0.00	0.00	0.00	-	83.00	-	10			0.00	0.00	0.00	-	263.00	-	-	0.00	0.00	0.00	-	370.00	-	-			6,000
6,050	0.00	0.00	0.00	-	0.58	-	10	0.00	0.00	0.00	-	70.50	-	5			0.00	0.00	0.00	-	313.00	-	-	0.00	0.00	0.00	-	408.00	-	-			6,050
6,100	0.00	0.00	0.00	-	0.20	-	-	0.00	0.00	0.00	-	60.00	-	-			0.00	0.00	0.00	-	362.00	-	-	0.00	0.00	0.00	-	447.00	-	-			6,100
6,150	0.00	0.00	0.00	-	0.06	-	-	0.00	0.00	0.00	-	50.50	-	-			0.00	0.00	0.00	-	412.00	-	-	0.00	0.00	0.00	-	487.00	-	-			6,150
6,200	0.00	0.00	0.00	-	0.02	-	-	0.00	0.00	0.00	-	42.25	-	-			0.00	0.00	0.00	-	462.00	-	-	0.00	0.00	0.00	-	529.00	-	-			6,200
6,250	0.00	0.00	0.00	-	0.18	-	-	0.00	0.00	0.00	-	35.25	-	-			0.00	0.00	0.00	-	512.00	-	-	0.00	0.00	0.00	-	572.00	-	-			6,250
6,300	0.00	0.00	0.00	-	0.07	-	-	0.00	0.00	0.00	-	29.00	-	-			0.00	0.00	0.00	-	562.00	-	-	0.00	0.00	0.00	-	616.00	-	-			6,300
6,350	0.00	0.00	0.00	-	0.02	-	-	0.00	0.00	0.00	-	24.00	-	-			0.00	0.00	0.00	-	612.00	-	-	0.00	0.00	0.00	-	661.00	-	-			6,350
6,400	0.00	0.00	0.00	-	0.01	-	-	0.00	0.00	0.00	-	19.75	-	-			0.00	0.00	0.00	-	662.00	-	-	0.00	0.00	0.00	-	706.00	-	-			6,400
6,450	-	-	-	-	-	-	-	0.00	0.00	0.00	-	16.00	-	-			-	-	-	-	-	-	-	0.00	0.00	0.00	-	753.00	-	-			6,450
6,500	-	-	-	-	-	-	-	0.00	0.00	0.00	-	13.00	-	-			-	-	-	-	-	-	-	0.00	0.00	0.00	-	799.00	-	-			6,500
6,550	-	-	-	-	-	-	-	0.00	0.00	0.00	-	10.50	-	-			-	-	-	-	-	-	-	0.00	0.00	0.00	-	847.00	-	-			6,550
6,600	-	-	-	-	-	-	-	0.00	0.00	0.00	-	8.50	-	-			-	-	-	-	-	-	-	0.00	0.00	0.00	-	895.00	-	-			6,600
6,650	-	-	-	-	-	-	-	0.00	0.00	0.00	-	6.80	-	-			-	-	-	-	-	-	-	0.00	0.00	0.00	-	943.00	-	-			6,650
Totals:							12	1,227					32	428	0	0							90	1,527					183	548	0	0	
Number of Trades:							3						2		0								9				10			0			

Allwyn AG (CR)

(Contract Size: 100 Securities, Exercise Style: American, Physical Delivery)

Call Options														Put Options																		
May 2026							June 2026							Other Months		May 2026							June 2026							Other Months		Exer- cise Price
Open price	Price max	Price min	Last price	Closing price	Volume	Open Interest	Open price	Price max	Price min	Last price	Closing price	Volume	Open Interest	Volume	Open Interest	Open price	Price max	Price min	Last price	Closing price	Volume	Open Interest	Open price	Price max	Price min	Last price	Closing price	Volume	Open Interest	Volume	Open Interest	
8.500	0.000	0.000	0.000	3.55	-	-	0.000	0.000	0.000	0.000	3.57	-	-			0.000	0.000	0.000	0.001	-	-	0.000	0.000	0.000	0.000	0.001	-	-			0.085	
8.750	0.000	0.000	0.000	3.30	-	-	0.000	0.000	0.000	0.000	3.32	-	-			0.000	0.000	0.000	0.001	-	-	0.000	0.000	0.000	0.000	0.001	-	-			0.088	
9.000	0.000	0.000	0.000	3.05	-	-	0.000	0.000	0.000	0.000	3.07	-	-			0.000	0.000	0.000	0.001	-	-	0.000	0.000	0.000	0.000	0.001	-	-			0.090	
9.250	0.000	0.000	0.000	2.80	-	-	0.000	0.000	0.000	0.000	2.82	-	-			0.000	0.000	0.000	0.002	-	-	0.000	0.000	0.000	0.000	0.003	-	-			0.093	
9.500	0.000	0.000	0.000	2.55	-	-	0.000	0.000	0.000	0.000	2.58	-	-			0.000	0.000	0.000	0.004	-	-	0.000	0.000	0.000	0.000	0.007	-	-			0.095	
9.750	0.000	0.000	0.000	2.30	-	-	0.000	0.000	0.000	0.000	2.33	-	-			0.000	0.000	0.000	0.007	-	-	0.000	0.000	0.000	0.000	0.013	-	-			0.098	
10.000	0.000	0.000	0.000	2.05	-	-	0.000	0.000	0.000	0.000	2.09	-	-			0.000	0.000	0.000	0.001	-	-	0.000	0.000	0.000	0.000	0.022	-	-			0.100	
10.500	0.000	0.000	0.000	1.55	-	-	0.000	0.000	0.000	0.000	1.64	-	-			0.000	0.000	0.000	0.008	-	-	0.000	0.000	0.000	0.000	0.064	-	-			0.105	
11.000	0.000	0.000	0.000	1.05	-	-	0.000	0.000	0.000	0.000	1.22	-	-			0.000	0.000	0.000	0.002	-	-	0.000	0.000	0.000	0.000	0.145	-	-			0.110	
11.500	0.000	0.000	0.000	0.564	-	-	0.000	0.000	0.000	0.000	0.863	-	-			0.000	0.000	0.000	0.012	-	-	0.000	0.000	0.000	0.000	0.289	-	-			0.115	
12.000	0.000	0.000	0.000	0.183	-	-	0.000	0.000	0.000	0.000	0.574	-	-			0.000	0.000	0.000	0.131	-	15	0.000	0.000	0.000	0.000	0.500	-	-			0.120	
12.500	0.000	0.000	0.000	0.025	-	-	0.000	0.000	0.000	0.000	0.361	-	-			0.000	0.000	0.000	0.473	-	-	0.000	0.000	0.000	0.000	0.787	-	-			0.125	
13.000	0.000	0.000	0.000	0.001	-	-	0.000	0.000	0.000	0.000	0.215	-	-			0.000	0.000	0.000	0.950	-	-	0.000	0.000	0.000	0.000	1.14	-	-			0.130	
13.500	0.000	0.000	0.000	0.001	-	30	0.000	0.000	0.000	0.000	0.120	-	-			0.000	0.000	0.000	1.45	-	5	0.000	0.000	0.000	0.000	1.55	-	-			0.135	
14.000	0.000	0.000	0.000	0.001	-	15	0.000	0.000	0.000	0.000	0.063	-	-			0.000	0.000	0.000	1.95	-	25	0.000	0.000	0.000	0.000	1.99	-	-			0.140	
14.500	0.000	0.000	0.000	0.001	-	30	0.000	0.000	0.000	0.000	0.031	-	-			0.000	0.000	0.000	2.45	-	15	0.000	0.000	0.000	0.000	2.46	-	-			0.145	
15.000	0.000	0.000	0.000	0.001	-	30	0.000	0.000	0.000	0.000	0.014	-	-			0.000	0.000	0.000	2.95	-	-	0.000	0.000	0.000	0.000	2.95	-	-			0.150	
15.500	0.000	0.000	0.000	0.001	-	-	0.000	0.000	0.000	0.000	0.006	-	-			0.000	0.000	0.000	3.45	-	-	0.000	0.000	0.000	0.000	3.45	-	-			0.155	
16.000	0.000	0.000	0.000	0.002	-	-	0.000	0.000	0.000	0.000	0.003	-	-			0.000	0.000	0.000	3.95	-	-	0.000	0.000	0.000	0.000	3.95	-	-			0.160	
16.500	0.000	0.000	0.000	0.001	-	-	0.000	0.000	0.000	0.000	0.001	-	-			0.000	0.000	0.000	4.45	-	-	0.000	0.000	0.000	0.000	4.45	-	-			0.165	
17.000	0.000	0.000	0.000	0.001	-	-	0.000	0.000	0.000	0.000	0.001	-	-			0.000	0.000	0.000	4.95	-	-	0.000	0.000	0.000	0.000	4.95	-	-			0.170	
17.500	0.000	0.000	0.000	0.001	-	-	0.000	0.000	0.000	0.000	0.003	-	-			0.000	0.000	0.000	5.45	-	-	0.000	0.000	0.000	0.000	5.45	-	-			0.175	
18.000	0.000	0.000	0.000	0.001	-	-	0.000	0.000	0.000	0.000	0.001	-	-			0.000	0.000	0.000	5.95	-	-	0.000	0.000	0.000	0.000	5.95	-	-			0.180	
18.500	0.000	0.000	0.000	0.004	-	-	0.000	0.000	0.000	0.000	0.001	-	-			0.000	0.000	0.000	6.45	-	-	0.000	0.000	0.000	0.000	6.45	-	-			0.185	
19.000	0.000	0.000	0.000	0.002	-	-	0.000	0.000	0.000	0.000	0.001	-	-			0.000	0.000	0.000	6.95	-	-	0.000	0.000	0.000	0.000	6.95	-	-			0.190	
19.500	0.000	0.000	0.000	0.001	-	-	0.000	0.000	0.000	0.000	0.001	-	-			0.000	0.000	0.000	7.45	-	-	0.000	0.000	0.000	0.000	7.45	-	-			0.195	
20.000	0.000	0.000	0.000	0.001	-	-	0.000	0.000	0.000	0.000	0.001	-	-			0.000	0.000	0.000	7.95	-	-	0.000	0.000	0.000	0.000	7.95	-	-			0.200	
21.000	0.000	0.000	0.000	0.001	-	-	0.000	0.000	0.000	0.000	0.001	-	-			0.000	0.000	0.000	8.95	-	-	0.000	0.000	0.000	0.000	8.95	-	-			0.210	
22.000	0.000	0.000	0.000	0.001	-	-	0.000	0.000	0.000	0.000	0.001	-	-			0.000	0.000	0.000	9.95	-	-	0.000	0.000	0.000	0.000	9.95	-	-			0.220	
23.000	0.000	0.000	0.000	0.001	-	-	0.000	0.000	0.000	0.000	0.001	-	-			0.000	0.000	0.000	10.95	-	-	0.000	0.000	0.000	0.000	10.95	-	-			0.230	
24.000					-	-	0.000	0.000	0.000	0.000	0.001	-	-							-	-	0.000	0.000	0.000	0.000	11.95	-	-			0.240	
25.000					-	-	0.000	0.000	0.000	0.000	0.002	-	-							-	-	0.000	0.000	0.000	0.000	12.95	-	-			0.250	
26.000					-	-	0.000	0.000	0.000	0.000	0.001	-	-							-	-	0.000	0.000	0.000	0.000	13.95	-	-			0.260	
27.000					-	-	0.000	0.000	0.000	0.000	0.001	-	-							-	-	0.000	0.000	0.000	0.000	14.95	-	-			0.270	
28.000					-	-	0.000	0.000	0.000	0.000	0.001	-	-							-	-	0.000	0.000	0.000	0.000	15.95	-	-			0.280	
29.000					-	-	0.000	0.000	0.000	0.000	0.001	-	-							-	-	0.000	0.000	0.000	0.000	16.95	-	-			0.290	

Allwyn AG (CR)

(Contract Size: 100 Securities, Exercise Style: American, Physical Delivery)

	Call Options														Put Options																			
	May 2026						June 2026						Other Months		May 2026						June 2026						Other Months							
Exercise Price	Open price	Price max	Price min	Last price	Closing price	Volume	Open Interest	Open price	Price max	Price min	Last price	Closing price	Volume	Open Interest	Volume	Open Interest	Open price	Price max	Price min	Last price	Closing price	Volume	Open Interest	Open price	Price max	Price min	Last price	Closing price	Volume	Open Interest	Volume	Open Interest	Exercise Price	
30.000						-	-	0.000	0.000	0.000		0.001	-	-									-	-	0.000	0.000	0.000		17.95	-	-			0.300
Totals:						0	105						0	0	0	0						0	60						0	100	0	0		
Number of Trades:							0						0		0								0.00						0		0			

ALPHA BANK (CR)

(Contract Size: 100 Securities, Exercise Style: American, Physical Delivery)

Call Options																Put Options																	
Exercise Price	May 2026						June 2026						Other Months		May 2026						June 2026						Other Months		Exercise Price				
	Open price	Price max	Price min	Last price	Closing price	Volume	Open Interest	Open price	Price max	Price min	Last price	Closing price	Volume	Open Interest	Volume	Open Interest	Open price	Price max	Price min	Last price	Closing price	Volume	Open Interest	Open price	Price max	Price min	Last price	Closing price		Volume	Open Interest	Volume	Open Interest
2.000	0.000	0.000	0.000		1.57	-	-	0.000	0.000	0.000		1.57	-	-			0.000	0.000	0.000		0.001	-	-	0.000	0.000	0.000		0.001	-	-			0.020
2.100	0.000	0.000	0.000		1.47	-	-	0.000	0.000	0.000		1.47	-	-			0.000	0.000	0.000		0.001	-	-	0.000	0.000	0.000		0.001	-	-			0.021
2.200	0.000	0.000	0.000		1.37	-	-	0.000	0.000	0.000		1.37	-	-			0.000	0.000	0.000		0.001	-	-	0.000	0.000	0.000		0.001	-	-			0.022
2.300	0.000	0.000	0.000		1.27	-	-	0.000	0.000	0.000		1.28	-	-			0.000	0.000	0.000		0.001	-	-	0.000	0.000	0.000		0.001	-	-			0.023
2.400	0.000	0.000	0.000		1.17	-	-	0.000	0.000	0.000		1.18	-	-			0.000	0.000	0.000		0.001	-	-	0.000	0.000	0.000		0.001	-	-			0.024
2.500	0.000	0.000	0.000		1.07	-	-	0.000	0.000	0.000		1.08	-	-			0.000	0.000	0.000		0.002	-	-	0.000	0.000	0.000		0.001	-	-			0.025
2.600	0.000	0.000	0.000		0.970	-	-	0.000	0.000	0.000		0.978	-	-			0.000	0.000	0.000		0.004	-	-	0.000	0.000	0.000		0.003	-	-			0.026
2.700	0.000	0.000	0.000		0.870	-	-	0.000	0.000	0.000		0.881	-	-			0.000	0.000	0.000		0.001	-	-	0.000	0.000	0.000		0.006	-	-			0.027
2.800	0.000	0.000	0.000		0.770	-	-	0.000	0.000	0.000		0.786	-	-			0.000	0.000	0.000		0.003	-	-	0.000	0.000	0.000		0.010	-	-			0.028
2.900	0.000	0.000	0.000		0.670	-	-	0.000	0.000	0.000		0.694	-	-			0.000	0.000	0.000		0.001	-	-	0.000	0.000	0.000		0.018	-	-			0.029
3.000	0.000	0.000	0.000		0.571	-	-	0.000	0.000	0.000		0.605	-	-			0.000	0.000	0.000		0.002	-	-	0.000	0.000	0.000		0.029	-	-			0.030
3.100	0.000	0.000	0.000		0.471	-	4	0.000	0.000	0.000		0.523	-	-			0.000	0.000	0.000		0.007	-	-	0.000	0.000	0.000		0.046	-	-			0.031
3.200	0.000	0.000	0.000		0.371	-	-	0.000	0.000	0.000		0.445	-	-			0.000	0.000	0.000		0.002	-	-	0.000	0.000	0.000		0.069	-	-			0.032
3.300	0.000	0.000	0.000		0.273	-	15	0.000	0.000	0.000		0.374	-	-			0.000	0.000	0.000		0.002	-	-	0.000	0.000	0.000		0.097	-	-			0.033
3.400	0.000	0.000	0.000		0.180	-	-	0.000	0.000	0.000		0.310	-	-			0.000	0.000	0.000		0.009	-	-	0.000	0.000	0.000		0.133	-	-			0.034
3.500	0.000	0.000	0.000		0.103	-	-	0.000	0.000	0.000		0.254	-	-			0.000	0.000	0.000		0.032	-	-	0.000	0.000	0.000		0.177	-	-			0.035
3.600	0.000	0.000	0.000		0.048	-	-	0.000	0.000	0.000		0.205	-	-			0.000	0.000	0.000		0.078	-	-	0.000	0.000	0.000		0.228	-	-			0.036
3.700	0.000	0.000	0.000		0.018	-	-	0.000	0.000	0.000		0.163	-	-			0.000	0.000	0.000		0.147	-	-	0.000	0.000	0.000		0.286	-	-			0.037
3.800	0.000	0.000	0.000		0.005	-	-	0.000	0.000	0.000		0.129	-	-			0.000	0.000	0.000		0.235	-	-	0.000	0.000	0.000		0.352	-	-			0.038
3.900	0.000	0.000	0.000		0.001	-	-	0.000	0.000	0.000		0.098	2,000	2,000			0.000	0.000	0.000		0.331	-	-	0.000	0.000	0.000		0.422	-	-			0.039
4.000	0.000	0.000	0.000		0.001	-	10	0.000	0.000	0.000		0.076	-	10			0.000	0.000	0.000		0.430	-	-	0.000	0.000	0.000		0.499	-	-			0.040
4.250	0.000	0.000	0.000		0.001	-	-	0.000	0.000	0.000		0.036	-	-			0.000	0.000	0.000		0.680	-	-	0.000	0.000	0.000		0.710	-	-			0.043
4.400						-	-	0.000	0.000	0.000		0.023	-	-							-	-	0.000	0.000	0.000		0.847	-	-			0.044	
4.500	0.000	0.000	0.000		0.001	-	-	0.000	0.000	0.000		0.017	-	-			0.000	0.000	0.000		0.930	-	-	0.000	0.000	0.000		0.941	-	-			0.045
4.750	0.000	0.000	0.000		0.001	-	-	0.000	0.000	0.000		0.007	-	-			0.000	0.000	0.000		1.18	-	-	0.000	0.000	0.000		1.18	-	-			0.048
4.800						-	-	0.000	0.000	0.000		0.006	-	-							-	-	0.000	0.000	0.000		1.23	-	-			0.048	
5.000	0.000	0.000	0.000		0.001	-	-	0.000	0.000	0.000		0.003	-	-			0.000	0.000	0.000		1.43	-	-	0.000	0.000	0.000		1.43	-	-			0.050
5.250	0.000	0.000	0.000		0.002	-	-	0.000	0.000	0.000		0.001	-	-			0.000	0.000	0.000		1.68	-	-	0.000	0.000	0.000		1.68	-	-			0.053
5.500	0.000	0.000	0.000		0.001	-	-	0.000	0.000	0.000		0.001	-	-			0.000	0.000	0.000		1.93	-	-	0.000	0.000	0.000		1.93	-	-			0.055
5.750	0.000	0.000	0.000		0.001	-	-	0.000	0.000	0.000		0.001	-	-			0.000	0.000	0.000		2.18	-	-	0.000	0.000	0.000		2.18	-	-			0.058
6.000	0.000	0.000	0.000		0.001	-	-	0.000	0.000	0.000		0.001	-	-			0.000	0.000	0.000		2.43	-	-	0.000	0.000	0.000		2.43	-	-			0.060
6.250	0.000	0.000	0.000		0.001	-	-	0.000	0.000	0.000		0.001	-	-			0.000	0.000	0.000		2.68	-	-	0.000	0.000	0.000		2.68	-	-			0.063
6.500						-	-	0.000	0.000	0.000		0.001	-	-							-	-	0.000	0.000	0.000		2.93	-	-			0.065	
6.750						-	-	0.000	0.000	0.000		0.001	-	-							-	-	0.000	0.000	0.000		3.18	-	-			0.068	
7.000						-	-	0.000	0.000	0.000		0.001	-	-							-	-	0.000	0.000	0.000		3.43	-	-			0.070	

ALPHA BANK (CR)

(Contract Size: 100 Securities, Exercise Style: American, Physical Delivery)

		Call Options														Put Options																			
		May 2026						June 2026						Other Months		May 2026						June 2026					Other Months								
Exercise Price	Open price	Price max	Price min	Last price	Closing price	Volume	Open Interest	Open price	Price max	Price min	Last price	Closing price	Volume	Open Interest	Volume	Open Interest	Open price	Price max	Price min	Last price	Closing price	Volume	Open Interest	Open price	Price max	Price min	Last price	Closing price	Volume	Open Interest	Volume	Open Interest	Exercise Price		
Totals:						0	29						2,000	2,010	0	0						0	0						0	0	0	0	0	0	
Number of Trades:							0						1		0							0.00						0		0					

NATIONAL BANK (CR)

(Contract Size: 100 Securities, Exercise Style: American, Physical Delivery)

Call Options																Put Options																			
Exercise Price	May 2026						June 2026						Other Months		May 2026						June 2026						Other Months		Exercise Price						
	Open price	Price max	Price min	Last price	Closing price	Volume	Open Interest	Open price	Price max	Price min	Last price	Closing price	Volume	Open Interest	Volume	Open Interest	Open price	Price max	Price min	Last price	Closing price	Volume	Open Interest	Open price	Price max	Price min	Last price	Closing price		Volume	Open Interest	Volume	Open Interest		
8.250						-	-	0.000	0.000	0.000	6.05	-	-											0.000	0.000	0.000	0.001	-	-			0.083			
8.400						-	-	0.000	0.000	0.000	5.90	-	-											0.000	0.000	0.000	0.001	-	-			0.084			
8.500						-	-	0.000	0.000	0.000	5.80	-	-											0.000	0.000	0.000	0.001	-	-			0.085			
8.750	0.000	0.000	0.000		5.53	-	-	0.000	0.000	0.000	5.55	-	-			0.000	0.000	0.000	0.001	-	-			0.000	0.000	0.000	0.001	-	-			0.088			
8.800						-	-	0.000	0.000	0.000	5.50	-	-											0.000	0.000	0.000	0.001	-	-			0.088			
9.000	0.000	0.000	0.000		5.28	-	-	0.000	0.000	0.000	5.30	-	-			0.000	0.000	0.000	0.001	-	-			0.000	0.000	0.000	0.001	-	-			0.090			
9.200						-	-	0.000	0.000	0.000	5.10	-	-											0.000	0.000	0.000	0.001	-	-			0.092			
9.250	0.000	0.000	0.000		5.03	-	-	0.000	0.000	0.000	5.05	-	-			0.000	0.000	0.000	0.002	-	-			0.000	0.000	0.000	0.001	-	-			0.093			
9.500	0.000	0.000	0.000		4.78	-	-	0.000	0.000	0.000	4.80	-	-			0.000	0.000	0.000	0.001	-	-			0.000	0.000	0.000	0.001	-	-			0.095			
9.600						-	-	0.000	0.000	0.000	4.70	-	-											0.000	0.000	0.000	0.001	-	-			0.096			
9.750	0.000	0.000	0.000		4.53	-	-	0.000	0.000	0.000	4.55	-	-			0.000	0.000	0.000	0.001	-	-			0.000	0.000	0.000	0.002	-	-			0.098			
10.000	0.000	0.000	0.000		4.28	-	-	0.000	0.000	0.000	4.30	-	-			0.000	0.000	0.000	0.001	-	-			0.000	0.000	0.000	0.003	-	-			0.100			
10.500	0.000	0.000	0.000		3.78	-	-	0.000	0.000	0.000	3.81	-	-			0.000	0.000	0.000	0.001	-	-			0.000	0.000	0.000	0.009	-	-			0.105			
11.000	0.000	0.000	0.000		3.28	-	-	0.000	0.000	0.000	3.33	-	-			0.000	0.000	0.000	0.002	-	-			0.000	0.000	0.000	0.022	-	-			0.110			
11.500	0.000	0.000	0.000		2.78	-	-	0.000	0.000	0.000	2.85	-	-			0.000	0.000	0.000	0.002	-	-			0.000	0.000	0.000	0.049	-	-			0.115			
12.000	0.000	0.000	0.000		2.28	-	-	0.000	0.000	0.000	2.40	-	-			0.000	0.000	0.000	0.001	-	-			0.000	0.000	0.000	0.097	-	-			0.120			
12.500	0.000	0.000	0.000		1.78	-	-	0.000	0.000	0.000	1.98	-	-			0.000	0.000	0.000	0.005	-	-			0.000	0.000	0.000	0.174	-	-			0.125			
13.000	0.000	0.000	0.000		1.28	-	-	0.000	0.000	0.000	1.60	-	-			0.000	0.000	0.000	0.002	-	-			0.000	0.000	0.000	0.290	-	-			0.130			
13.500	0.000	0.000	0.000		0.804	-	30	0.000	0.000	0.000	1.26	-	-			0.000	0.000	0.000	0.022	-	-			0.000	0.000	0.000	0.451	-	-			0.135			
14.000	0.000	0.000	0.000		0.400	-	-	0.000	0.000	0.000	0.968	-	-			0.000	0.000	0.000	0.118	-	15			0.000	0.000	0.000	0.660	-	-			0.140			
14.500	0.000	0.000	0.000		0.144	-	-	0.000	0.000	0.000	0.727	-	-			0.000	0.000	0.000	0.361	-	-			0.000	0.000	0.000	0.918	-	-			0.145			
15.000	0.000	0.000	0.000		0.034	-	5	0.000	0.000	0.000	0.530	-	15			0.000	0.000	0.000	0.752	-	-			0.000	0.000	0.000	1.22	-	-			0.150			
15.500	0.000	0.000	0.000		0.005	-	15	0.000	0.000	0.000	0.375	-	-			0.000	0.000	0.000	1.22	-	-			0.000	0.000	0.000	1.57	-	-			0.155			
16.000	0.000	0.000	0.000		0.008	-	-	0.000	0.000	0.000	0.264	-	-			0.000	0.000	0.000	1.72	-	-			0.000	0.000	0.000	1.96	-	-			0.160			
16.500	0.000	0.000	0.000		0.001	-	-	0.000	0.000	0.000	0.182	-	-			0.000	0.000	0.000	2.22	-	-			0.000	0.000	0.000	2.38	-	-			0.165			
17.000	0.000	0.000	0.000		0.001	-	-	0.000	0.000	0.000	0.121	-	-			0.000	0.000	0.000	2.72	-	-			0.000	0.000	0.000	2.82	-	-			0.170			
17.500	0.000	0.000	0.000		0.001	-	-	0.000	0.000	0.000	0.077	-	-			0.000	0.000	0.000	3.22	-	-			0.000	0.000	0.000	3.27	-	-			0.175			
18.000	0.000	0.000	0.000		0.001	-	-	0.000	0.000	0.000	0.051	-	-			0.000	0.000	0.000	3.72	-	-			0.000	0.000	0.000	3.75	-	-			0.180			
18.500	0.000	0.000	0.000		0.001	-	-	0.000	0.000	0.000	0.032	-	-			0.000	0.000	0.000	4.22	-	-			0.000	0.000	0.000	4.23	-	-			0.185			
19.000	0.000	0.000	0.000		0.001	-	-	0.000	0.000	0.000	0.019	-	-			0.000	0.000	0.000	4.72	-	-			0.000	0.000	0.000	4.72	-	-			0.190			
19.500	0.000	0.000	0.000		0.001	-	-	0.000	0.000	0.000	0.012	-	-			0.000	0.000	0.000	5.22	-	-			0.000	0.000	0.000	5.22	-	-			0.195			
20.000	0.000	0.000	0.000		0.001	-	-	0.000	0.000	0.000	0.007	-	-			0.000	0.000	0.000	5.72	-	-			0.000	0.000	0.000	5.72	-	-			0.200			
21.000						-	-	0.000	0.000	0.000	0.002	-	-											0.000	0.000	0.000	6.72	-	-			0.210			
22.000						-	-	0.000	0.000	0.000	0.001	-	-											0.000	0.000	0.000	7.72	-	-			0.220			
Totals:						0	50							0	15	0	0							0	15							0	279	0	40
Number of Trades:						0							0							0							0							0	

OTE (CR)

(Contract Size: 100 Securities, Exercise Style: American, Physical Delivery)

Call Options																Put Options																
May 2026								June 2026								Other Months		May 2026					June 2026					Other Months		Exercise Price		
Open price	Price max	Price min	Last price	Closing price	Volume	Open Interest	Open price	Price max	Price min	Last price	Closing price	Volume	Open Interest	Volume	Open Interest	Open price	Price max	Price min	Last price	Closing price	Volume	Open Interest	Open price	Price max	Price min	Last price	Closing price	Volume	Open Interest		Volume	Open Interest
10.000					-	-	0.000	0.000	0.000		8.27	-	-										0.000	0.000	0.000	0.001	-	-			0.100	
10.500					-	-	0.000	0.000	0.000		7.77	-	-										0.000	0.000	0.000	0.001	-	-			0.105	
11.000	0.000	0.000	0.000		7.25	-	-	0.000	0.000	0.000		7.27	-	-		0.000	0.000	0.000		0.001	-	-	0.000	0.000	0.000	0.001	-	-			0.110	
11.500	0.000	0.000	0.000		6.75	-	-	0.000	0.000	0.000		6.77	-	-		0.000	0.000	0.000		0.001	-	-	0.000	0.000	0.000	0.001	-	-			0.115	
12.000	0.000	0.000	0.000		6.25	-	-	0.000	0.000	0.000		6.28	-	-		0.000	0.000	0.000		0.001	-	-	0.000	0.000	0.000	0.002	-	-			0.120	
12.500	0.000	0.000	0.000		5.75	-	-	0.000	0.000	0.000		5.78	-	-		0.000	0.000	0.000		0.002	-	-	0.000	0.000	0.000	0.001	-	-			0.125	
13.000	0.000	0.000	0.000		5.25	-	-	0.000	0.000	0.000		5.28	-	-		0.000	0.000	0.000		0.001	-	-	0.000	0.000	0.000	0.001	-	-			0.130	
13.500	0.000	0.000	0.000		4.75	-	-	0.000	0.000	0.000		4.78	-	-		0.000	0.000	0.000		0.001	-	-	0.000	0.000	0.000	0.001	-	-			0.135	
14.000	0.000	0.000	0.000		4.25	-	-	0.000	0.000	0.000		4.28	-	-		0.000	0.000	0.000		0.001	-	-	0.000	0.000	0.000	0.001	-	-			0.140	
14.500	0.000	0.000	0.000		3.75	-	-	0.000	0.000	0.000		3.78	-	-		0.000	0.000	0.000		0.001	-	-	0.000	0.000	0.000	0.002	-	-			0.145	
15.000	0.000	0.000	0.000		3.25	-	-	0.000	0.000	0.000		3.29	-	-		0.000	0.000	0.000		0.001	-	-	0.000	0.000	0.000	0.006	-	-			0.150	
15.500	0.000	0.000	0.000		2.75	-	-	0.000	0.000	0.000		2.80	-	-		0.000	0.000	0.000		0.001	-	-	0.000	0.000	0.000	0.017	-	-			0.155	
16.000	0.000	0.000	0.000		2.25	-	-	0.000	0.000	0.000		2.33	-	-		0.000	0.000	0.000		0.001	-	30	0.000	0.000	0.000	0.042	-	-			0.160	
16.500	0.000	0.000	0.000		1.75	-	-	0.000	0.000	0.000		1.87	-	-		0.000	0.000	0.000		0.001	-	-	0.000	0.000	0.000	0.089	-	-			0.165	
17.000	0.000	0.000	0.000		1.25	-	-	0.000	0.000	0.000		1.46	-	-		0.000	0.000	0.000		0.001	-	46	0.000	0.000	0.000	0.176	-	-			0.170	
17.500	0.000	0.000	0.000		0.761	-	-	0.000	0.000	0.000		1.10	-	-		0.000	0.000	0.000		0.008	-	45	0.000	0.000	0.000	0.312	-	-			0.175	
18.000	0.000	0.000	0.000		0.333	-	-	0.000	0.000	0.000		0.792	-	-		0.000	0.000	0.000		0.080	-	15	0.000	0.000	0.000	0.506	-	-			0.180	
18.500	0.000	0.000	0.000		0.084	-	-	0.000	0.000	0.000		0.546	-	-		0.239	0.239	0.239	0.239	0.239	0.239	15	-	0.000	0.000	0.000	0.761	-	-			0.185
19.000	0.000	0.000	0.000		0.010	-	-	0.000	0.000	0.000		0.360	-	30		0.000	0.000	0.000		0.758	-	-	0.000	0.000	0.000	1.07	-	-			0.190	
19.500	0.000	0.000	0.000		0.001	-	-	0.000	0.000	0.000		0.226	-	-		0.000	0.000	0.000		1.25	-	-	0.000	0.000	0.000	1.44	-	-			0.195	
20.000	0.000	0.000	0.000		0.001	-	-	0.000	0.000	0.000		0.136	-	-		0.000	0.000	0.000		1.75	-	-	0.000	0.000	0.000	1.85	-	-			0.200	
21.000	0.000	0.000	0.000		0.001	-	-	0.000	0.000	0.000		0.043	-	-		0.000	0.000	0.000		2.75	-	-	0.000	0.000	0.000	2.77	-	-			0.210	
22.000	0.000	0.000	0.000		0.001	-	-	0.000	0.000	0.000		0.011	-	-		0.000	0.000	0.000		3.75	-	-	0.000	0.000	0.000	3.75	-	-			0.220	
23.000	0.000	0.000	0.000		0.001	-	-	0.000	0.000	0.000		0.002	-	-		0.000	0.000	0.000		4.75	-	-	0.000	0.000	0.000	4.75	-	-			0.230	
24.000	0.000	0.000	0.000		0.001	-	-	0.000	0.000	0.000		0.001	-	-		0.000	0.000	0.000		5.75	-	-	0.000	0.000	0.000	5.75	-	-			0.240	
25.000	0.000	0.000	0.000		0.001	-	-	0.000	0.000	0.000		0.001	-	-		0.000	0.000	0.000		6.75	-	-	0.000	0.000	0.000	6.75	-	-			0.250	
26.000	0.000	0.000	0.000		0.001	-	-	0.000	0.000	0.000		0.001	-	-		0.000	0.000	0.000		7.75	-	-	0.000	0.000	0.000	7.75	-	-			0.260	
27.000	0.000	0.000	0.000		0.001	-	-	0.000	0.000	0.000		0.001	-	-		0.000	0.000	0.000		8.75	-	-	0.000	0.000	0.000	8.75	-	-			0.270	
Totals:					0	0						0	30	0	0						0	136					0	123	0	0		
Number of Trades:					0							0		0								1.00					0		0			

PIRAEUS BANK (CR)

(Contract Size: 100 Securities, Exercise Style: American, Physical Delivery)

Exercise Price	Call Options														Put Options																		
	May 2026						June 2026						Other Months		May 2026						June 2026						Other Months		Exercise Price				
	Open price	Price max	Price min	Last price	Closing price	Volume	Open Interest	Open price	Price max	Price min	Last price	Closing price	Volume	Open Interest	Volume	Open Interest	Open price	Price max	Price min	Last price	Closing price	Volume	Open Interest	Open price	Price max	Price min	Last price	Closing price		Volume	Open Interest	Volume	Open Interest
4.250	0.000	0.000	0.000		4.20	-	-	0.000	0.000	0.000		4.21	-	-			0.000	0.000	0.000		0.001	-	-	0.000	0.000	0.000		0.001		-	-		
4.500	0.000	0.000	0.000		3.95	-	-	0.000	0.000	0.000		3.96	-	-			0.000	0.000	0.000		0.001	-	-	0.000	0.000	0.000		0.001	-	-			0.045
4.750	0.000	0.000	0.000		3.70	-	-	0.000	0.000	0.000		3.71	-	-			0.000	0.000	0.000		0.001	-	-	0.000	0.000	0.000		0.001	-	-			0.048
5.000	0.000	0.000	0.000		3.45	-	-	0.000	0.000	0.000		3.46	-	-			0.000	0.000	0.000		0.001	-	-	0.000	0.000	0.000		0.001	-	-			0.050
5.250	0.000	0.000	0.000		3.20	-	-	0.000	0.000	0.000		3.21	-	-			0.000	0.000	0.000		0.002	-	-	0.000	0.000	0.000		0.001	-	-			0.053
5.500	0.000	0.000	0.000		2.95	-	-	0.000	0.000	0.000		2.96	-	-			0.000	0.000	0.000		0.001	-	-	0.000	0.000	0.000		0.001	-	-			0.055
5.750	0.000	0.000	0.000		2.70	-	-	0.000	0.000	0.000		2.71	-	-			0.000	0.000	0.000		0.001	-	-	0.000	0.000	0.000		0.001	-	-			0.058
6.000	0.000	0.000	0.000		2.45	-	-	0.000	0.000	0.000		2.47	-	-			0.000	0.000	0.000		0.001	-	-	0.000	0.000	0.000		0.003	-	-			0.060
6.250	0.000	0.000	0.000		2.20	-	-	0.000	0.000	0.000		2.22	-	-			0.000	0.000	0.000		0.002	-	-	0.000	0.000	0.000		0.008	-	-			0.063
6.500	0.000	0.000	0.000		1.95	-	-	0.000	0.000	0.000		1.98	-	-			0.000	0.000	0.000		0.001	-	-	0.000	0.000	0.000		0.016	-	-			0.065
6.750	0.000	0.000	0.000		1.70	-	-	0.000	0.000	0.000		1.74	-	-			0.000	0.000	0.000		0.001	-	-	0.000	0.000	0.000		0.031	-	-			0.068
7.000	0.000	0.000	0.000		1.45	-	-	0.000	0.000	0.000		1.52	-	-			0.000	0.000	0.000		0.005	-	-	0.000	0.000	0.000		0.054	-	-			0.070
7.250	0.000	0.000	0.000		1.20	-	-	0.000	0.000	0.000		1.30	-	-			0.000	0.000	0.000		0.001	-	-	0.000	0.000	0.000		0.089	-	-			0.073
7.500	0.000	0.000	0.000		0.952	-	-	0.000	0.000	0.000		1.10	-	-			0.000	0.000	0.000		0.005	-	-	0.000	0.000	0.000		0.137	-	-			0.075
7.750	0.000	0.000	0.000		0.704	-	-	0.000	0.000	0.000		0.918	-	-			0.000	0.000	0.000		0.003	-	-	0.000	0.000	0.000		0.202	-	-			0.078
8.000	0.000	0.000	0.000		0.470	-	-	0.000	0.000	0.000		0.756	-	-			0.000	0.000	0.000		0.019	-	-	0.000	0.000	0.000		0.290	-	-			0.080
8.250	0.000	0.000	0.000		0.269	-	-	0.000	0.000	0.000		0.612	-	-			0.000	0.000	0.000		0.067	-	-	0.000	0.000	0.000		0.395	-	-			0.083
8.500	0.000	0.000	0.000		0.127	-	-	0.000	0.000	0.000		0.485	-	-			0.000	0.000	0.000		0.175	-	-	0.000	0.000	0.000		0.518	-	-			0.085
8.750	0.000	0.000	0.000		0.047	-	-	0.000	0.000	0.000		0.380	-	-			0.000	0.000	0.000		0.345	-	-	0.000	0.000	0.000		0.663	-	-			0.088
9.000	0.000	0.000	0.000		0.013	-	-	0.000	0.000	0.000		0.295	900	900			0.000	0.000	0.000		0.562	-	-	0.000	0.000	0.000		0.828	-	-			0.090
9.250	0.000	0.000	0.000		0.003	-	-	0.000	0.000	0.000		0.222	-	-			0.000	0.000	0.000		0.802	-	-	0.000	0.000	0.000		1.01	-	-			0.093
9.500	0.000	0.000	0.000		0.004	-	-	0.000	0.000	0.000		0.167	-	-			0.000	0.000	0.000		1.05	-	-	0.000	0.000	0.000		1.20	-	-			0.095
9.750	0.000	0.000	0.000		0.001	-	-	0.000	0.000	0.000		0.124	-	-			0.000	0.000	0.000		1.30	-	-	0.000	0.000	0.000		1.41	-	-			0.098
10.000	0.000	0.000	0.000		0.002	-	-	0.000	0.000	0.000		0.088	-	-			0.000	0.000	0.000		1.55	-	-	0.000	0.000	0.000		1.62	-	-			0.100
10.500	0.000	0.000	0.000		0.001	-	-	0.000	0.000	0.000		0.045	-	-			0.000	0.000	0.000		2.05	-	-	0.000	0.000	0.000		2.08	-	-			0.105
11.000	0.000	0.000	0.000		0.001	-	-	0.000	0.000	0.000		0.022	-	-			0.000	0.000	0.000		2.55	-	-	0.000	0.000	0.000		2.56	-	-			0.110
11.500	0.000	0.000	0.000		0.001	-	-	0.000	0.000	0.000		0.010	-	-			0.000	0.000	0.000		3.05	-	-	0.000	0.000	0.000		3.05	-	-			0.115
12.000	0.000	0.000	0.000		0.001	-	-	0.000	0.000	0.000		0.004	-	-			0.000	0.000	0.000		3.55	-	-	0.000	0.000	0.000		3.55	-	-			0.120
12.500	0.000	0.000	0.000		0.001	-	-	0.000	0.000	0.000		0.002	-	-			0.000	0.000	0.000		4.05	-	-	0.000	0.000	0.000		4.05	-	-			0.125
13.000						-	-	0.000	0.000	0.000		0.001	-	-							-	-		0.000	0.000	0.000		4.55	-	-			0.130
Totals:						0	0					900	910	0	0						0	0						0	0	0	0		
Number of Trades:						0						1		0							0.00							0		0			

PPC (CR)

(Contract Size: 100 Securities, Exercise Style: American, Physical Delivery)

Call Options														Put Options																			
May 2026							June 2026							Other Months		May 2026							June 2026							Other Months		Exercise Price	
Open price	Price max	Price min	Last price	Closing price	Volume	Open Interest	Open price	Price max	Price min	Last price	Closing price	Volume	Open Interest	Volume	Open Interest	Open price	Price max	Price min	Last price	Closing price	Volume	Open Interest	Open price	Price max	Price min	Last price	Closing price	Volume	Open Interest	Volume	Open Interest		
9.200					-	-	0.000	0.000	0.000		10.55	-	-			-	-	0.000	0.000	0.000		0.001	-	-							0.092		
9.500					-	-	0.000	0.000	0.000		10.25	-	-			-	-	0.000	0.000	0.000		0.001	-	-							0.095		
9.600					-	-	0.000	0.000	0.000		10.15	-	-			-	-	0.000	0.000	0.000		0.001	-	-							0.096		
9.750					-	-	0.000	0.000	0.000		10.00	-	-			-	-	0.000	0.000	0.000		0.001	-	-							0.098		
10.000					-	-	0.000	0.000	0.000		9.75	-	-			-	-	0.000	0.000	0.000		0.001	-	-							0.100		
10.500					-	-	0.000	0.000	0.000		9.25	-	-			-	-	0.000	0.000	0.000		0.001	-	-							0.105		
11.000					-	-	0.000	0.000	0.000		8.75	-	-			-	-	0.000	0.000	0.000		0.001	-	-							0.110		
11.500					-	-	0.000	0.000	0.000		8.25	-	-			-	-	0.000	0.000	0.000		0.001	-	-							0.115		
12.000	0.000	0.000	0.000		7.73	-	-	0.000	0.000	0.000		7.76	-	-			0.000	0.000	0.000		0.001	-	-								0.120		
12.500	0.000	0.000	0.000		7.23	-	-	0.000	0.000	0.000		7.26	-	-			0.000	0.000	0.000		0.001	-	-								0.125		
13.000	0.000	0.000	0.000		6.73	-	-	0.000	0.000	0.000		6.76	-	-			0.000	0.000	0.000		0.001	-	-								0.130		
13.500	0.000	0.000	0.000		6.23	-	-	0.000	0.000	0.000		6.26	-	-			0.000	0.000	0.000		0.001	-	-								0.135		
14.000	0.000	0.000	0.000		5.73	-	-	0.000	0.000	0.000		5.76	-	-			0.000	0.000	0.000		0.002	-	-								0.140		
14.500	0.000	0.000	0.000		5.23	-	-	0.000	0.000	0.000		5.26	-	-			0.000	0.000	0.000		0.001	-	-								0.145		
15.000	0.000	0.000	0.000		4.73	-	-	0.000	0.000	0.000		4.76	-	-			0.000	0.000	0.000		0.001	-	-								0.150		
15.500	0.000	0.000	0.000		4.23	-	-	0.000	0.000	0.000		4.27	-	-			0.000	0.000	0.000		0.002	-	-								0.155		
16.000	0.000	0.000	0.000		3.73	-	-	0.000	0.000	0.000		3.77	-	-			0.000	0.000	0.000		0.001	-	-								0.160		
16.500	0.000	0.000	0.000		3.23	-	-	0.000	0.000	0.000		3.28	-	-			0.000	0.000	0.000		0.001	-	-								0.165		
17.000	0.000	0.000	0.000		2.73	-	-	0.000	0.000	0.000		2.81	-	-			0.000	0.000	0.000		0.001	-	10								0.170		
17.500	0.000	0.000	0.000		2.23	-	-	0.000	0.000	0.000		2.35	-	-			0.000	0.000	0.000		0.001	-	10								0.175		
18.000	2.21	2.21	2.21	2.21	2.21	10	13	0.000	0.000	0.000		1.92	-	-			0.000	0.000	0.000		0.031	-	-								0.180		
18.500	0.000	0.000	0.000		1.24	-	16	0.000	0.000	0.000		1.53	-	60			0.000	0.000	0.000		0.002	-	-								0.185		
19.000	0.000	0.000	0.000		0.757	-	2	0.000	0.000	0.000		1.19	-	15			0.000	0.000	0.000		0.023	-	75			0.358	0.358	0.358	0.358	0.358	2	0	0.190
19.500	0.000	0.000	0.000		0.359	-	10	0.000	0.000	0.000		0.894	-	-			0.000	0.000	0.000		0.126	-	45			0.000	0.000	0.000		0.625	-	-	0.195
20.000	0.000	0.000	0.000		0.117	-	15	0.000	0.000	0.000		0.652	-	40			0.000	0.000	0.000		0.384	-	15			0.000	0.000	0.000		0.883	-	-	0.200
21.000	0.000	0.000	0.000		0.003	-	-	0.297	0.297	0.297	0.297	0.297	15	75			0.000	0.000	0.000		1.27	-	-			1.48	1.48	1.48	1.48	1.48	15	0	0.210
22.000	0.000	0.000	0.000		0.001	-	-	0.000	0.000	0.000		0.129	-	-			0.000	0.000	0.000		2.27	-	-			0.000	0.000	0.000		2.37	-	-	0.220
23.000	0.000	0.000	0.000		0.002	-	-	0.000	0.000	0.000		0.049	-	-			0.000	0.000	0.000		3.27	-	-			0.000	0.000	0.000		3.29	-	-	0.230
24.000	0.000	0.000	0.000		0.001	-	-	0.000	0.000	0.000		0.016	-	-			0.000	0.000	0.000		4.27	-	-			0.000	0.000	0.000		4.27	-	-	0.240
25.000	0.000	0.000	0.000		0.004	-	-	0.000	0.000	0.000		0.005	-	-			0.000	0.000	0.000		5.27	-	-			0.000	0.000	0.000		5.27	-	-	0.250
26.000	0.000	0.000	0.000		0.001	-	-	0.000	0.000	0.000		0.001	-	-			0.000	0.000	0.000		6.27	-	-			0.000	0.000	0.000		6.27	-	-	0.260
27.000	0.000	0.000	0.000		0.001	-	-	0.000	0.000	0.000		0.001	-	-			0.000	0.000	0.000		7.27	-	-			0.000	0.000	0.000		7.27	-	-	0.270
28.000	0.000	0.000	0.000		0.001	-	-	0.000	0.000	0.000		0.001	-	-			0.000	0.000	0.000		8.27	-	-			0.000	0.000	0.000		8.27	-	-	0.280
29.000	0.000	0.000	0.000		0.001	-	-	0.000	0.000	0.000		0.001	-	-			0.000	0.000	0.000		9.27	-	-			0.000	0.000	0.000		9.27	-	-	0.290
30.000	0.000	0.000	0.000		0.001	-	-	0.000	0.000	0.000		0.001	-	-			0.000	0.000	0.000		10.27	-	-			0.000	0.000	0.000		10.27	-	-	0.300

PPC (CR)

(Contract Size: 100 Securities, Exercise Style: American, Physical Delivery)

		Call Options														Put Options																	
		May 2026						June 2026						Other Months		May 2026						June 2026					Other Months						
Exercise Price	Open price	Price max	Price min	Last price	Closing price	Volume	Open Interest	Open price	Price max	Price min	Last price	Closing price	Volume	Open Interest	Volume	Open Interest	Open price	Price max	Price min	Last price	Closing price	Volume	Open Interest	Open price	Price max	Price min	Last price	Closing price	Volume	Open Interest	Volume	Open Interest	Exercise Price
Totals:						10	56						15	190	0	0						10	155						17	10	0	0	
Number of Trades:							1						1		0							0.00						2		0			

Lending Products	Underlying Title	Open Interest[5]	Multilateral Transactions[1]				Bilateral Transactions[2]		Stock Borrowing through OTC (volume)[3]
			Volume(Offered)	Average Weighted	Transactions volume	Average Weighted	Transactions Volume	Average Weighted	Transactions Volume
ADMIEBOR	ADMIE (IPTO) HOLDING S.A. (CR)	3,700	---	---	---	---	---	5,249,021	
AEGNBOR	AEGEAN AIRLINES (CR)	---	---	---	---	---	---	1,168,576	
AKTRBOR	AKTOR S.A. HOLDING CO. (CR)	---	---	---	---	---	---	867,847	
ALWNBOR	Allwyn AG (CR)	---	---	---	---	---	---	13,325,819	
ALPHABOR	ALPHA BANK (CR)	7,400	---	---	---	---	---	186,650,732	
AETFBOR	ALPHA ETF FTSE Athex Large Cap	---	---	---	---	3,000	1.00%	2,000	
AEMBOR	ALTER EGO MEDIA (CR)	---	---	---	---	---	---	---	
AIABOR	ATHENS INTL AIRPORT (CR)	1,300	---	---	---	1,000	0.01%	2,008,362	
ACAGBOR	AUSTRIACARD (CB)	---	---	---	---	---	---	962	
OTOELBOR	AUTOHELLAS SA (CR)	100	---	---	---	---	---	80,863	
AVAXBOR	AVAX S.A. (CR)	4,000	---	---	---	---	---	276,522	
BYLOTBOR	BALLY'S INTRALOT (CR)	---	---	---	---	---	---	38,340,841	
BOCHGRBOR	BANK OF CYPRUS (CR)	125,118	---	---	---	---	---	522,281	
EEEBOR	CC HBC AG (CR)	850	---	---	---	---	---	134,019	
CENERBOR	CENERGY HOLDINGS (CB)	9,480	---	---	---	---	---	1,466,592	
CREDIABOR	CrediaBank (CR)	778	---	---	---	---	---	3,699,388	
DIMANDBOR	DIMAND (CR)	---	---	---	---	---	---	7,342	
ELLAKTORBOR	ELLAKTOR (CR)	34,821	---	---	---	---	---	100,082	
ELHABOR	ELVALHALCOR (CR)	---	---	---	---	---	---	755,708	
EUROBBOR	EUROBANK (CR)	45,000	---	---	---	---	---	119,017,471	
EXAEBOR	EURONEXT ATHENS (CR)	4,755	---	---	---	---	---	343,370	
EYDAPBOR	EYDAP S.A. (CR)	---	---	---	---	---	---	422,511	
FOYRKBOR	FOURLIS (CR)	2,500	---	---	---	---	---	116,795	
GEKTERNABOR	GEK TERNA (CR)	9,000	---	---	---	---	---	1,144,435	
SARBOR	GR. SARANTIS S.A. (CR)	2,237	---	---	---	---	---	254,719	
ELPEBOR	HELLENIQ ENERGY (CR)	---	---	---	---	---	---	734,901	
INTEKBOR	IDEAL HOLDINGS (CR)	---	---	---	---	---	---	84,452	
INTRKBOR	INTRACOM HOLDINGS (CR)	---	---	---	---	---	---	270,622	
BELABOR	JUMBO SA (CR)	4,500	---	---	---	---	---	821,606	
KRIBOR	KRI-KRI S.A. (CR)	2,999	---	---	---	---	---	50,466	
LAMDABOR	LAMDA DEVELOPMENT SA (CR)	---	---	---	---	---	---	240,280	

Stock Lending Notes

[1] - Multilateral contracts Lending or Borrowing as per Methods 8-1, 8-2 and 8-3-3 (According to ATHEX BoD Resolution No.17)

[2] - Bilateral Contracts Lending or Borrowing as per Methods 8-3-1 and 8-3-2 & Contracts as per Method 4 (According to ATHEX BoD Resolution No.20)

[3] - The information concerning OTC Stock Borrowing Transactions is based on the statements of the Dematerialised Securities System (DSS) operators involved and refers to volumes that have been registered up until the previous working day.

[4] - Average Price (Volume weighted)

[5] - The Data concerning Open Interest before the start of trading session

Lending Products	Underlying Title	Open Interest[5]	Multilateral Transactions[1]				Bilateral Transactions[2]		Stock Borrowing through OTC (volume)[3]
			Volume(Offered)	Average Weighted	Transactions volume	Average Weighted	Transactions Volume	Average Weighted	Transactions Volume
MTLNBOR	METLEN PLC (CR)	500	---	---	---	---	---	1,685,242	
MIGBOR	MIG (CR)	1,291	---	---	---	---	---	39,913	
MOHBOR	MOTOR OIL (CR)	1,000	---	---	---	---	---	836,342	
ETEBOR	NATIONAL BANK (CR)	---	---	---	---	---	---	22,653,974	
NOVALBOR	NOVAL PROPERTY REIC (CR)	---	---	---	---	---	---	---	
OPTIMABOR	OPTIMA BANK (CR)	---	---	---	---	---	---	4,780,764	
HTOBOR	OTE (CR)	2,000	---	---	---	---	---	4,572,592	
PPABOR	P.P.A. S.A. (CR)	---	---	---	---	---	---	89,321	
TPEIRBOR	PIRAEUS BANK (CR)	3,022	---	---	---	---	---	12,439,113	
PPCBOR	PPC (CR)	126,604	---	---	---	15,000	5.00%	19,498,231	
PROFBOR	PROFILE SA (CR)	---	---	---	---	---	---	39,526	
QLCOBOR	QUALCO GROUP (CR)	---	---	---	---	---	---	900,821	
QUESTBOR	QUEST HOLDINGS (CR)	3,991	---	---	---	---	---	50,229	
TITCBOR	TITAN (CB)	50	---	---	---	---	---	127,950	
OLTHBOR	TPA SA (CR)	---	---	---	---	---	---	750	
TRESTATESBOR	TRADE ESTATES REIC (CR)	---	---	---	---	---	---	---	
VIOBOR	VIOHALCO SA/IV (CB)	50	---	---	---	---	---	---	

Stock Lending Notes

[1] - Multilateral contracts Lending or Borrowing as per Methods 8-1, 8-2 and 8-3-3 (According to ATHEX BoD Resolution No.17)

[2] - Bilateral Contracts Lending or Borrowing as per Methods 8-3-1 and 8-3-2 & Contracts as per Method 4 (According to ATHEX BoD Resolution No.20)


[3] - The information concerning OTC Stock Borrowing Transactions is based on the statements of the Dematerialised Securities System (DSS) operators involved and refers to volumes that have been registered up until the previous working day.

[4] - Average Price (Volume weighted)

[5] - The Data concerning Open Interest before the start of trading session

Sectors codification for listed companies

12003 -	ETF	10101010	Computer Services
10101015	Software	10102030	Computer Hardware
15101010	Telecommunications Equipment	15102015	Telecommunications Services
20101010	Health Care Facilities	20102010	Medical Equipment
20103015	Pharmaceuticals	30101010	Banks
30202000	Diversified Financial Services	30202010	Asset Managers & Custodians
30202015	Investment Services	30204000	Closed End Investments
30302010	Full Line Insurance	30302015	Insurance Brokers
30302025	Property and Casualty Insurance	35101010	Real Estate Holding and Development
35101015	Real Estate Services	35102000	Diversified REITs
35102045	Retail REITs.	40202015	Household Furnishings
40202020	Household Appliance	40203040	Electronic Entertainment
40204020	Clothing & Accessories	40301010	Entertainment
40301030	Publishing	40301035	Radio & TV Broadcasters
40401010	Diversified Retailers	40401020	Apparel Retailers
40401025	Home Improvement Retailers	40401030	Specialty Retailers
40501010	Airlines	40501015	Travel & Tourism
40501020	Casinos & Gambling	40501025	Hotels & Motels
45101015	Distillers & Vintners	45101020	Soft Drinks
45102010	Farming Fishing Ranching & Plantations	45102020	Food Products
45103010	Tobacco	45201010	Food Retailers & Wholesalers
45201020	Personal Products	50101010	Construction
50101020	Building Roof/Wallboard and Plumbing	50101030	Cement
50101035	Building Materials: Other	50202010	Electrical Components
50203015	Plastics	50203030	Containers & Packaging
50204000	Machinery: Industrial	50204020	Machinery: Construction & Handling
50205010	Industrial Suppliers	50205020	Back Office Support HR & Consulting
50205030	Forms & Bulk Printing Services	50206015	Commercial Vehicles & Parts
50206030	Marine Transportation	50206060	Transportation Services
55101000	Diversified Materials	55101020	Textile Products
55102000	General Mining	55102010	Iron & Steel
55102015	Metal Fabricating	55102035	Aluminum
60101020	Oil Refining and Marketing	65101010	Alternative Electricity
65101015	Conventional Electricity	65102000	Multi-Utilities
65102030	Water		



[euronext.com](https://www.euronext.com)