

# Euronext Athens

**Ημερήσιο Δελτίο Συναλλακτικής  
Δραστηριότητας**

---

**Daily Official List of Trading Activity**



**Disclaimer:**

This publication is for information purposes only and is not a recommendation to engage in investment activities. This publication is provided "as is" without representation or warranty of any kind. Whilst all reasonable care has been taken to ensure the accuracy of the content, Euronext does not guarantee its accuracy or completeness. Euronext will not be held liable for any loss or damages of any nature ensuing from using, trusting or acting on information provided. No information set out or referred to in this publication shall form the basis of any contract. The creation of rights and obligations in respect of financial products that are traded on the exchanges operated by Euronext's subsidiaries shall depend solely on the applicable rules of the market operator. All proprietary rights and interest in or connected with this publication shall vest in Euronext. No part of it may be redistributed in any form without the prior written permission of Euronext. Euronext refers to Euronext N.V. and its affiliates. Information regarding trademarks and intellectual property rights of Euronext is located at [www.euronext.com/terms-use](http://www.euronext.com/terms-use)

©2026, Euronext N.V. – All rights reserved

The Company is not liable for the accuracy of the data included in listed companies' announcements. Only the sender of such an announcement is fully and solely liable for any infringement of third party's rights from the content of such announcement. All contents of the Daily Official List are provided only for information purposes and do not constitute investment advice or solicitation to invest in securities or other products listed for trading on the Exchange.

---

**EURONEXT ATHENS HOLDING S.A.**

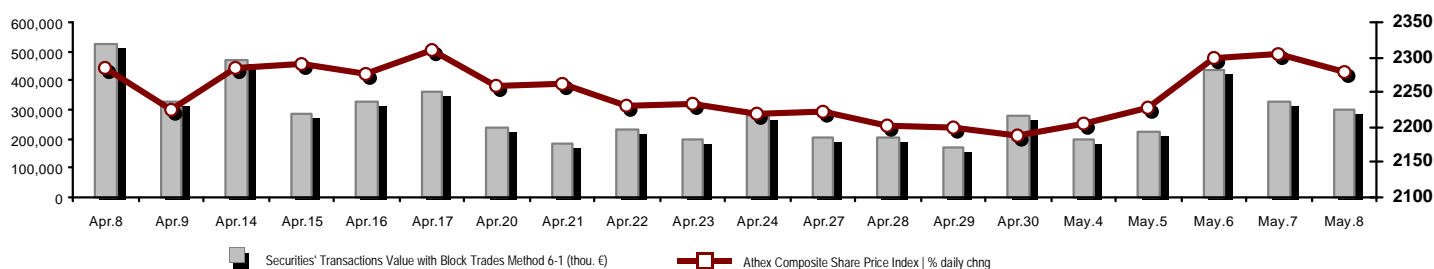
110 Athinon Ave., 10442 Athens, Tel: (210) 33.66.800, Fax: (210) 32.13.938

<https://athens.euronext.com>

---

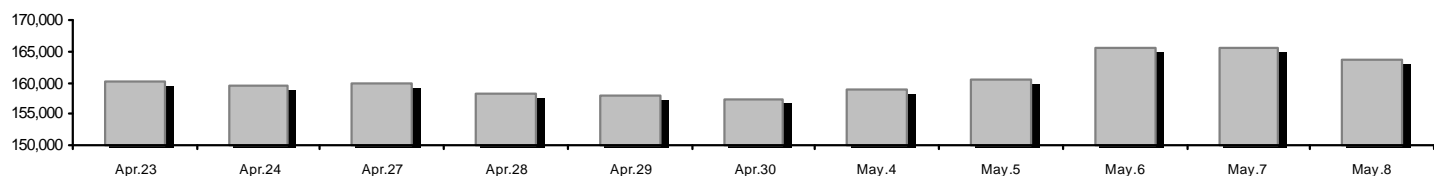
Summary of Markets

Athex Composite Share Price Index vs Shares and Derivatives Transactions Value

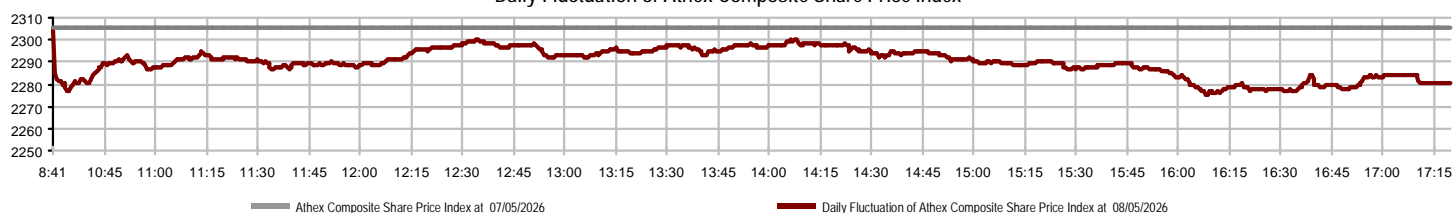


Euronext Athens Capitalisation (mill. €)**:	163,632.21	Derivatives Total Open Interest	1,828,888
Daily change: mill. €   %	-2,010.09 -1.21%	in Index Futures   % daily chng	10,135 1.58%
Yearly Avg Capitalisation: mill. €   % chng prev year Avg	154,730.86 21.18%	in Stock Futures   % daily chng	1,811,181 -0.39%
Athex Composite Share Price Index   % daily chng	2,280.09 -1.11%	in Index Options   % daily chng	3,445 4.36%
Athex Composite Share Price Index Capitalisation (mill. €)	153,287.80	in Stock Options   % daily chng	4,127 239.11%
Daily change (mill. €)	-1,924.40		
Securities' Transactions Value with Block Trades Method 6-1 (t	301,035.72	Derivatives Contracts Volume:	35,815
Daily change: %	-24,573.64 -7.55%	Daily change: pieces   %	1,016 2.92%
YtD Avg Trans. Value: thou. €   % chng prev year Avg	348,462.59 61.27%	YtD Avg Derivatives Contracts % chng prev year Avg	77,922 35.33%
Blocks Transactions Value of Method 6-1 (thou. €)	48,776.94	Derivatives Trades Number:	2,572
Blocks Transactions Value of Method 6-2 & 6-3 (thou. €)	2.13	Daily change: number   %	215 9.12%
Bonds Transactions Value (thou.€)	3,334.47	YtD Avg Trades number % chng prev year Avg	3,026 36.81%
Securities' Transactions Volume with Block Trades Method 6-1 (tho	38,738.95	Lending Total Open Interest	387,756
Daily change: thou. pieces   %	-10,053.85 -20.61%	Daily change: pieces   %	72,965 23.18%
YtD Avg Volume: % chng prev year Avg	53,604.54 28.58%	Lending Volume (Multilateral/Bilateral)	76,566
Blocks Transactions Volume of Method 6-1 (thou. Pieces)	5,188.22	Daily change: pieces   %	-8,969
Blocks Transactions Volume of Method 6-2 & 6-3 (thou. Pieces)	0.07	Multilateral Lending	64,978
Bonds Transactions Volume	3,349,000	Bilateral Lending	11,588
Securities' Trades Number with Block Trades Method 6-1	71,390	Lending Trades Number:	13
Daily change: number   %	9,793 15.90%	Daily change: %	-4
YtD Avg Trades number % chng prev year Avg	75,811 51.30%	Multilateral Lending Trades Number	12
Number of Blocks Method 6-1	41	Bilateral Lending Trades Number	1
Number of Blocks Method 6-2 & 6-3	2		
Number of Bonds Transactions	198		

Euronext Athens Capitalisation (mill. €)\*\*



Daily Fluctuation of Athex Composite Share Price Index



## Athex Indices

Index name	08/05/2026	07/05/2026	pts.	%	Min	Max	Year min	Year max	Year change
Athex Composite Share Price Index	2,280.09 €	2,305.74	-25.65	-1.11%	2,275.22	2,305.74	1,998.09	2,407.09	7.52% #
Athex Composite Index Total Return Index	4,515.73 €	4,566.53	-50.80	-1.11%	4,506.08	4,566.53	3,942.63	4,745.66	8.03% #
Athex ESG Index	2,707.34 €	2,739.39	-32.05	-1.17%	2,701.57	2,739.39	2,361.87	2,867.98	8.20% #
ATHEX Small Cap Price Index	2,414.26 €	2,427.43	-13.17	-0.54%	2,411.89	2,429.57	2,193.29	2,627.20	-5.28% €
ATHEX EN.A. Growth Price Index	16,914.76 €	17,359.94	-445.18	-2.56%	16,798.55	17,382.11	16,564.67	20,788.55	-14.51% €
FTSE/Athex Large Cap	5,788.17 €	5,860.71	-72.54	-1.24%	5,776.16	5,860.71	5,057.48	6,153.73	8.17% #
FTSE/Athex Mid Cap Index	2,947.80 #	2,946.70	1.10	0.04%	2,929.24	2,951.87	2,510.28	2,960.50	4.35% #
FTSE/ATHEX High Dividend Yield Index	4,679.07 €	4,756.66	-77.59	-1.63%	4,678.79	4,756.66	4,495.63	5,149.57	-5.32% €
FTSE/Athex Market Index	1,368.03 €	1,382.74	-14.71	-1.06%	1,364.30	1,382.74	1,190.89	1,449.15	8.48% #
FTSE/Athex Banks	2,628.17 €	2,641.64	-13.47	-0.51%	2,590.51	2,661.36	2,143.30	2,859.37	14.57% #
FTSE/ATHEX TECHNOLOGY & TELECOMMUNICAT	6,925.13 €	6,961.73	-36.60	-0.53%	6,882.18	6,961.73	6,027.65	7,041.92	2.22% #
FTSE/ATHEX HEALTH CARE	6,497.50 #	6,479.53	17.97	0.28%	6,376.51	6,579.63	4,884.62	6,600.67	27.88% #
FTSE/ATHEX FINANCIAL SERVICES	12,286.91 €	12,350.09	-63.18	-0.51%	12,112.44	12,441.40	10,029.11	13,356.35	14.54% #
FTSE/ATHEX REAL ESTATE	5,389.08 €	5,400.44	-11.36	-0.21%	5,374.34	5,418.12	5,093.00	5,898.28	-4.05% €
FTSE/ATHEX CONSUMER DISCRETIONARY	4,555.94 €	4,683.35	-127.41	-2.72%	4,555.94	4,683.35	4,472.82	5,876.98	-22.00% €
FTSE/ATHEX CONSUMER STAPLES	9,864.54 €	9,976.00	-111.46	-1.12%	9,855.12	9,976.00	8,640.95	10,243.39	11.94% #
FTSE/ATHEX INDUSTRIALS	12,631.63 €	12,709.90	-78.27	-0.62%	12,587.21	12,709.90	10,051.45	12,776.62	25.67% #
FTSE/ATHEX BASIC MATERIALS	12,277.18 €	12,298.59	-21.41	-0.17%	12,176.55	12,405.77	8,778.94	12,405.77	28.88% #
FTSE/ATHEX ENERGY & UTILITIES	6,854.66 €	6,937.60	-82.94	-1.20%	6,834.12	6,957.29	6,127.28	7,506.29	-0.33% €
Athex All Share Index	519.76 €	526.15	-6.39	-1.21%	519.76	519.76	460.14	542.74	7.33% #
Hellenic Mid & Small Cap Index	3,190.16 €	3,211.54	-21.38	-0.67%	3,188.95	3,211.54	2,761.30	3,224.62	10.18% #
FTSE/Athex Large Cap Total Return	10,403.32 €	10,533.70	-130.38	-1.24%			9,100.35	11,012.64	8.66% #
FTSE/Athex Mid Cap Total Return	4,247.62 #	4,246.03	1.59	0.04%			3,625.91	4,247.62	4.80% #
MSCI GREECE REBASED	9,158.67 €	9,216.53	-57.86	-0.63%	9,046.20	9,264.45	7,755.87	10,138.65	6.94% #
Hellenic Corporate Bond Index	144.53 #	144.49	0.04	0.03%			143.28	145.27	0.12% #
Hellenic Corporate Bond Price Index	92.83 #	92.81	0.02	0.02%			92.37	93.97	-1.18% €

Note 1: FTSE/Med 100, Hellenic Corporate Bond Price Index and Hellenic Corporate Bond Index closing prices refer to the previous trading day of 06/05/2026.

Note 2: The Hellenic Mid & Small Cap Index is a Customized index calculated by the Athens Exchange.

## Analytic Figures for Athex Market's Boards and Categories

	Total Traded Securities	Main Market	Surveillance	Exchange Traded Funds (ETFs)
Totals	124	123	0	1
Gain / Lose / Same:	36 / 71 / 17	36 / 70 / 17	0 / 0 / 0	0 / 1 / 0
Euronext Athens Capitalisation (mill. €)	163,632.21	163,629.50	2.71	
Daily Average Trans/ons Value(thou.€)	348,462.59	348,363.51	4.56	444.98
Transactions Value	301,037.84	300,849.70	0.00	188.14
Main Board:	252,258.78	252,070.64	0.00	188.14
Blocks Board 6_2_3:	48,779.06	48,779.06	0.00	0.00
Forced Sales Board:	0.00	0.00	0.00	0.00
Special Terms Board:	0.00	0.00	0.00	0.00
Daily Average Transactions Volume	53,604,542	53,641,424	4,834	7,825
Transactions Volume	38,739,017	38,735,819	0	3,198
Main Board:	33,550,726	33,547,528	0	3,198
Blocks Board 6_2_3:	5,188,291	5,188,291	0	0
Forced Sales Board:	0	0	0	0
Special Terms Board:	0	0	0	0
Daily Average Number of Trades	75,811	75,645	10	158
Number of Trades	71,392	71,293	0	99
Main Board:	71,349	71,250	0	99
Blocks Board 6_2_3:	43	43	0	0
Forced Sales Board:	0	0	0	0
Special Terms Board:	0	0	0	0

## Trading Details by Euronext Athens Sectors and Financial Instruments (ETFs)

Code	Sectors	Gain / Lose / Same	Number of Trades	Transactions Volume	Transactions Value	% of Total Trans. Value
3010	- Banks	2 / 6 / 0	27,634	24,858,039	143,803,815.97	47.77%
5510	- Basic Resources	5 / 7 / 1	2,498	466,820	3,963,989.83	1.32%
5010	- Construction & Materials	5 / 6 / 0	6,310	1,786,796	17,170,990.11	5.70%
4020	- Consumer Products & Services	2 / 1 / 0	76	68,610	21,148.49	0.01%
6010	- Energy	0 / 2 / 2	4,422	608,267	10,439,327.85	3.47%
12000	- Financial Instruments	0 / 1 / 0	99	3,198	188,144.77	0.06%
3020	- Financial Services	0 / 3 / 1	214	26,666	174,967.61	0.06%
4510	- Food Beverage & Tobacco	1 / 3 / 2	1,126	123,430	4,638,353.01	1.54%
2010	- Health Care	1 / 2 / 0	310	247,815	420,692.07	0.14%
5020	- Industrial Goods & Services	5 / 12 / 2	2,417	601,592	8,110,739.22	2.69%
3030	- Insurance	0 / 2 / 0	95	22,751	71,120.30	0.02%
4030	- Media	2 / 1 / 0	128	38,410	183,988.40	0.06%
4520	- Personal Care, Drug & Grocery Stores	1 / 1 / 0	363	76,203	534,988.10	0.18%
3510	- Real Estate	4 / 5 / 3	1,805	586,946	3,369,568.64	1.12%
4040	- Retail	1 / 7 / 2	3,386	685,832	10,007,697.90	3.32%
1010	- Technology	4 / 4 / 3	1,227	386,240	2,053,520.95	0.68%
1510	- Telecommunications	0 / 1 / 1	2,665	486,887	8,747,623.24	2.91%
4050	- Travel & Leisure	1 / 4 / 0	7,131	4,040,905	18,035,560.71	5.99%
6510	- Utilities	2 / 3 / 0	9,486	3,623,610	69,101,606.70	22.95%

## Top 10 best &amp; worst performing Shares

## Main Market

With positive Price change	Closing price	change	With negative Price change	Closing price	change
ELLAKTOR (CR)	1.45	6.77% #	HELLENIQ ENERGY (CR)	9.43	-4.31% Ⓔ
INTERWOOD-XYLEMPORIA (CR)	0.287	6.69% #	Allwyn AG (CR)	12.315	-4.05% Ⓔ
TRASTOR REAL EST. INV. CO.(CR)	1.345	6.32% #	JUMBO SA (CR)	22	-3.08% Ⓔ
ONYX TOURISTIKI S.A. (CR)	1.534	3.37% #	IKTINOS HELLAS SA (CR)	0.318	-3.05% Ⓔ
Y/KNOT (CR)	1.23	2.93% #	ALPHA BANK (CR)	3.672	-2.99% Ⓔ
DOMIKI KRITIS SA (CR)	2.55	2.82% #	ATTICA HOLDINGS (CR)	1.626	-2.87% Ⓔ
ELVALHALCOR (CR)	4.72	2.61% #	MOTOR OIL (CR)	36.2	-2.79% Ⓔ
EVROFARMA (CR)	3.83	1.86% #	CC HBC AG (CR)	49.3	-2.76% Ⓔ
DIMAND (CR)	13	1.56% #	METLEN PLC (CR)	37.06	-2.42% Ⓔ
EUROBANK (CR)	3.99	1.53% #	CENERGY HOLDINGS (CB)	24.54	-2.23% Ⓔ
With the highest Transactions Value	Value (thou. €)	change	With the highest Transactions Volume	Volume	change
PPC (CR)	61,668.99	1.33% #	EUROBANK (CR)	8,265,360	1.53% #
NATIONAL BANK (CR)	45,450.98	0.25% #	ALPHA BANK (CR)	6,414,621	-2.99% Ⓔ
EUROBANK (CR)	32,734.32	1.53% #	PIRAEUS BANK (CR)	3,444,787	-1.59% Ⓔ
PIRAEUS BANK (CR)	29,487.11	-1.59% Ⓔ	PPC (CR)	3,208,715	1.33% #
ALPHA BANK (CR)	23,808.86	-2.99% Ⓔ	NATIONAL BANK (CR)	3,173,187	0.25% #
Allwyn AG (CR)	14,122.13	-4.05% Ⓔ	CrediaBank (CR)	2,637,375	-2.15% Ⓔ
JUMBO SA (CR)	9,317.20	-3.08% Ⓔ	BALLY'S INTRALOT (CR)	2,389,626	-0.79% Ⓔ
GEK TERNA (CR)	9,117.74	-0.28% Ⓔ	Allwyn AG (CR)	1,134,183	-4.05% Ⓔ
OTE (CR)	8,719.96	-0.93% Ⓔ	BANK OF CYPRUS (CR)	580,366	-1.56% Ⓔ
MOTOR OIL (CR)	6,339.42	-2.79% Ⓔ	OTE (CR)	482,760	-0.93% Ⓔ

Note: Stocks that are not included in the "Under Supervision" category, and the transactions value is more than 10,000 €.

## Derivatives Summary

	Number of Trades	Volume	Open Interest
<b>Index Futures</b>	<b>216</b>	<b>984</b>	<b>10,135</b>
FTSE/Athex Banks	0	0	3,415
FTSE/Athex Large Cap	216	984	6,720
MSCI GREECE REBASED	0	0	0
<b>Stock Futures</b>	<b>2,327</b>	<b>34,421</b>	<b>1,811,181</b>
ADMIE (IPTO) HOLDING S.A. (CR)	12	124	8,436
AEGEAN AIRLINES (CR)	6	24	2,612
AKTOR S.A. HOLDING CO. (CR)	7	1,167	99,280
Allwyn AG (CR)	207	756	7,092
ALPHA BANK (CR)	253	5,375	67,272
ATHENS INTL AIRPORT (CR)	2	6	287
AUTOHELLAS SA (CR)	0	0	123
AVAX S.A. (CR)	35	412	2,351
BALLY'S INTRALOT (CR)	44	14,233	1,317,939
BANK OF CYPRUS (CR)	3	10	754
CC HBC AG (CR)	15	36	376
CENERGY HOLDINGS (CB)	27	151	3,673
CrediaBank (CR)	572	3,992	88,770
ELLAKTOR (CR)	32	191	1,654
ELVALHALCOR (CR)	53	235	3,721
EUROBANK (CR)	102	2,009	36,882
EURONEXT ATHENS (CR)	1	1	351
EYDAP S.A. (CR)	21	124	13,492
FOURLIS (CR)	10	39	3,048
GEK TERNA (CR)	9	37	4,990
HELLENIQ ENERGY (CR)	15	50	3,991
INTRACOM HOLDINGS (CR)	30	142	14,040
JUMBO SA (CR)	66	279	5,021
LAMDA DEVELOPMENT SA (CR)	58	502	24,478
METLEN PLC (CR)	135	428	15,425
MIG (CR)	0	0	153
MOTOR OIL (CR)	24	42	336
NATIONAL BANK (CR)	123	1,109	15,833
OPTIMA BANK (CR)	2	10	511
OTE (CR)	13	57	888
P.P.A. S.A. (CR)	1	1	43
PIRAEUS BANK (CR)	134	1,322	47,782
PPC (CR)	239	1,358	16,730
QUEST HOLDINGS (CR)	1	5	231
TITAN (CB)	10	30	373
VIOHALCO SA/NV (CB)	65	164	2,243
<b>Index Options</b>	<b>21</b>	<b>344</b>	<b>3,445</b>
FTSE/Athex Large Cap	21	344	3,445
<b>Stock Options</b>	<b>8</b>	<b>66</b>	<b>4,127</b>
Allwyn AG (CR)	0	0	265
ALPHA BANK (CR)	0	0	2,039
NATIONAL BANK (CR)	0	0	399
OTE (CR)	1	15	258
PIRAEUS BANK (CR)	0	0	910
PPC (CR)	7	51	256
<b>Total Derivatives Traded</b>	<b>2,572</b>	<b>35,815</b>	<b>1,828,888</b>

Number of Outstanding Securities	Nominal Value	Dividends [1]			Date of Last Coupon		Note	Shares	Closing price	% change	Previous closing price/date	Open price	Price min	Price max	Last price	Avg price	Last Bid [7]	Last Ask [7]	P/E after tax	Year	Volume	Trades	Transactions Value[8]	Company Mkt Value (thou. €)	Year low	Year high	Sector[4]	
2023	2024	2025	Dividend [2]	Right																								
806,782,473	0.300	1.6123	1.4029	0.5	08/04/2026	25/06/2024	---	Allwyn AG (CR)	12.315	-4.05	€ 12.835	07/05/2026	12.79	12.3	12.85	12.315	12.451	781@12.31	3@12.32	---	---	1,134,183	5,578	14,122,126.64	9,935,526.16	12.104	19.0367	40501020
2,315,261,358	0.290	0.026	0.0303	0.0485	01/12/2025	18/04/2017	---	ALPHA BANK (CR)	3.672	-2.99	€ 3.785	07/05/2026	3.721	3.67	3.778	3.672	3.712	100@3.67	4068@3.69	---	---	6,414,621	5,870	23,808,860.63	8,501,639.71	2.95	4.489	30101010
58,492,542	1.00	---	0.1	---	23/06/2025	27/01/2025	---	ALTER EGO MEDIA (CR)	5.57	0.36	# 5.55	07/05/2026	5.5	5.5	5.58	5.57	5.555	4@5.45	1033@5.57	---	---	32,416	103	180,080.26	325,803.46	4.88	6.425	40301035
36,353,868	1.00	0.1	0.11	---	01/07/2025	21/08/2023	---	AUSTRIACARD (CB)	8.21	-0.36	€ 8.24	07/05/2026	8.21	8.17	8.32	8.21	8.231	20@8.20	59@8.21	---	---	42,606	167	350,709.82	298,465.26	6.04	8.58	10101010
48,624,764	0.080	0.7	0.85	0.85	24/04/2026	05/12/2022	---	AUTOHELLAS SA (CR)	10.82	-1.64	€ 11	07/05/2026	10.9	10.82	11.04	10.82	10.898	1000@10.78	225@10.94	---	---	6,793	130	74,032.72	526,119.95	10.58	13.44	40401030
1,867,802,694	0.300	---	---	---	30/05/2013	10/10/2023	---	BALLY'S INTRALOT (CR)	1.13	-0.79	€ 1.139	07/05/2026	1.139	1.12	1.139	1.13	1.129	2732@1.13	20410@1.13	---	---	2,389,626	438	2,696,872.51	2,110,617.04	0.822	1.154	40501020
435,686,031	0.100	---	0.48	0.2	22/09/2025	23/09/2024	---	BANK OF CYPRUS (CR)	9.8	-1.56	€ 9.955	07/05/2026	9.955	9.8	9.965	9.8	9.892	25@9.80	23335@9.80	---	---	580,366	1,124	5,741,033.02	4,269,723.10	7.94	9.975	30101010
212,384,903	0.08	0.14	---	---	24/06/2025	07/12/2016	---	CENERGY HOLDINGS (CB)	24.54	-2.23	€ 25.1	07/05/2026	25.1	24.5	25.12	24.54	24.917	197@24.52	250@24.70	---	2025	217,628	926	5,422,604.46	5,211,925.52	15.12	25.3	50202010
373,239,562	6.70	0.93	1.03	---	29/05/2025	29/04/2013	---	CC HBC AG (CR)	49.3	-2.76	€ 50.7	07/05/2026	50.2	49.15	50.2	49.3	49.465	747@49.30	329@49.60	---	---	67,800	730	3,353,740.60	8,400,710.41	42.5	55.75	45101020
1,993,012,407	0.050	---	---	---	04/06/2008	16/10/2024	---	CrediaBank (CR)	1.272	-2.15	€ 1.3	07/05/2026	1.286	1.272	1.308	1.272	1.291	12889@1.27	9301@1.28	---	---	2,637,375	1,725	3,405,430.63	2,535,111.78	0.871	1.722	30101010
3,631,510,801	0.220	0.0933	0.105	0.0468	06/11/2025	20/05/2019	---	EUROBANK (CR)	3.99	1.53	# 3.93	07/05/2026	3.87	3.859	3.995	3.99	3.96	1000@3.98	11306@3.99	---	---	8,265,360	6,172	32,734,320.36	4,489,728.10	3.162	4.392	30101010
51,889,670	1.00	0.12	0.15	---	27/06/2025	23/07/2019	---	FOURLIS (CR)	4.76	-0.83	€ 4.8	07/05/2026	4.82	4.68	4.82	4.76	4.755	882@4.77	150@4.80	---	---	37,583	254	178,705.74	246,994.83	4.04	4.98	40401010
305,635,185	2.18	0.9	0.75	0.2	19/01/2026	01/10/2003	---	HELLENIO ENERGY (CR)	9.43	-4.31	€ 9.855	07/05/2026	9.855	9.43	9.99	9.43	9.665	495826@9.43	1692@9.64	---	---	422,307	1,914	4,081,532.31	2,882,139.79	8.4	10.4	60101020
83,600,000	0.690	0.0504	0.1209	---	22/09/2025	02/07/2024	---	INTRACOM HOLDINGS (CR)	3.555	---	~ 3.555	07/05/2026	3.55	3.5	3.57	3.555	3.537	1000@3.55	2524@3.56	---	---	87,562	302	309,716.24	297,198.00	2.685	3.85	10101010
134,365,561	0.880	1.4726	0.5063	---	23/03/2026	05/03/2014	---	JUMBO SA (CR)	22	-3.08	€ 22.7	07/05/2026	22.7	22	22.7	22	22.235	1449@21.98	200@22.18	---	---	419,025	2,586	9,317,201.80	2,956,042.34	21.82	28.7	40401010
176,736,715	0.300	---	---	---	30/05/2007	27/11/2019	---	LAMDA DEVELOPMENT SA (CR)	6.1	-1.77	€ 6.21	07/05/2026	6.175	6.1	6.205	6.1	6.148	907@6.09	249@6.12	---	---	221,737	1,021	1,363,185.38	1,078,093.96	5.85	7.76	35101010
169,043,561	0.300	---	0.02	---	17/07/2025	28/11/2022	---	LAVIPHARM SA (CR)	1.698	1.07	# 1.68	07/05/2026	1.67	1.634	1.718	1.698	1.688	501@1.68	547@1.70	---	---	238,800	256	403,023.47	287,035.97	0.937	1.724	20103015
143,022,980	1.00	---	---	---	04/08/2025	---	---	METLEN PLC (CR)	37.06	-2.42	€ 37.98	07/05/2026	37.9	37.02	37.98	37.06	37.277	1339@37.04	248@37.22	---	---	164,041	2,251	6,114,913.38	5,300,431.64	31.9	47.68	65102000
126,502,434	0.500	0.0304	0.0302	---	15/05/2025	28/07/2021	---	PREMIA (CR)	1.37	---	~ 1.37	07/05/2026	1.374	1.364	1.378	1.37	1.375	100@1.36	1224@1.37	---	---	65,342	198	89,854.75	173,308.33	1.236	1.49	35102000
24,823,934	0.230	0.049	0.0647	---	01/07/2025	08/06/2022	---	PROFILE SA (CR)	7.43	0.14	# 7.42	07/05/2026	7.42	7.32	7.46	7.43	7.414	227@7.39	368@7.43	---	---	25,728	116	190,750.67	184,441.83	6	8.12	10101010
70,029,804	1.00	---	---	---	15/05/2025	---	---	QUALCO GROUP (CR)	5.8	---	~ 5.8	07/05/2026	5.73	5.73	5.82	5.8	5.795	1000@5.79	1811@5.80	---	---	49,642	151	287,668.62	406,172.86	5.08	6.73	10101015
35,377,749	0.280	---	---	---	18/07/2005	22/12/2025	---	QUALITY & RELIABILITY SA (CR)	1.196	-1.16	€ 1.21	07/05/2026	1.2	1.18	1.208	1.196	1.19	500@1.19	697@1.19	---	---	45,443	49	54,076.22	42,311.79	1	1.43	10101010
78,325,475	0.85	3	---	---	30/06/2025	23/07/2019	---	TITAN (CB)	50.75	-0.30	€ 50.9	07/05/2026	50.9	50	51.2	50.75	50.751	3@50.60	2172@50.70	---	---	57,336	1,209	2,909,840.79	3,975,017.86	42.6	59	50101030
259,189,761	0.12	0.16	---	---	24/06/2025	26/02/2016	---	VIOHALCO SA/NV (CB)	17.54	-2.01	€ 17.9	07/05/2026	17.9	17.54	18	17.54	17.786	1000@17.46	1000@17.80	---	---	138,277	1,292	2,459,443.22	4,546,188.41	11.4	18	55102015
148,321,516	0.300	0.03	0.07	---	02/09/2025	22/01/2020	---	AVAX S.A. (CR)	3.53	0.28	# 3.52	07/05/2026	3.45	3.45	3.555	3.53	3.516	10@3.53	162@3.53	---	---	308,786	671	1,085,571.73	523,574.95	2.79	3.645	50101010
232,000,000	2.12	0.0582	0.1207	0.1207	25/09/2025	19/06/2017	---	ADMIE (PTO) HOLDING S.A. (CR)	3.26	1.40	# 3.215	07/05/2026	3.215	3.215	3.28	3.26	3.269	1508@3.26	9@3.27	---	2025	145,340	329	475,049.54	756,320.00	2.76	3.33	65101015
90,167,100	0.500	0.7515	0.8041	0.903	28/04/2026	24/05/2021	---	AEGEAN AIRLINES (CR)	11.31	-1.65	€ 11.5	07/05/2026	11.29	11.2	11.5	11.31	11.401	1731@11.31	4@11.33	---	---	58,009	614	661,371.24	1,019,789.90	10.8	15.36	40501010
204,002,463	0.300	---	---	---	12/08/2008	07/01/2025	---	AKTOR S.A. HOLDING CO. (CR)	11.26	-0.35	€ 11.3	07/05/2026	11.3	11.1	11.32	11.26	11.227	315@11.26	243@11.28	---	---	236,903	624	2,659,689.86	2,297,067.73	9.25	11.7	50101010
103,423,291	0.570	---	0.4134	---	25/06/2025	28/08/2024	---	GEK TERNA (CR)	43.08	-0.28	€ 43.2	07/05/2026	43.2	42.96	43.44	43.08	43.11	6@43.06	648@43.10	---	---	211,497	2,276	9,117,740.18	4,455,475.38	25.28	43.44	50101010
369,270,000	2.48	0.25	0.4	---	21/07/2025	12/12/2001	---	PPC (CR)	19.1	1.33	# 18.85	07/05/2026	18.63	18.63	19.74	19.1	19.219	3524@19.10	6754@19.11	---	---	3,208,715	6,279	61,668,987.29	7,053,057.00	16.28	20.56	65101015
309,544,087	1.00	0.33	0.7862	0.6621	22/04/2026	07/02/2024	---	ATHENS INTL AIRPORT (CR)	10.14	-1.55	€ 10.3	07/05/2026	10.35	10.11	10.35	10.14	10.216	6248@10.14	240@10.15	---	2025	183,793	681	1,877,716.39	3,138,777.04	9.68	12	50206060
914,715,153	1.00	0.3643	0.4442	0.221	10/11/2025	29/08/2018	---	NATIONAL BANK (CR)	14.285	0.25	# 14.25	07/05/2026	14.01	14	14.54	14.285	14.323	77@14.28	657@14.32	---	---	3,173,187	6,112	45,450,984.22	3,066,705.96	12.06	16.005	30101010
27,728,682	0.260	(0.06)	0.065	---	14/07/2025	24/07/2024	---	EKTER SA (CR)	4.54	1.34	# 4.48	07/05/2026	4.48	4.48	4.58	4.54	4.544	30@4.53	135@4.54	---	---	105,289	413	478,435.55	125,888.22	3.28	4.59	50101010
375,241,586	0.390	0.04	0.0901	---	26/06/2025	14/07/2006	---	ELVALHALCOR (CR)	4.72	2.61	# 4.6	07/05/2026	4.595	4.52	4.75	4.72	4.65	74@4.71	25684@4.72	---	---	270,839	873	1,259,322.52	1,771,140.29	3.21	5.07	55102015
348,192,005	0.040	---	---	0.5029	22/12/2025	24/03/2025	---	ELLAKTOR (CR)	1.45	6.77	# 1.35																	

## Daily Official List

Year: 147 Trading Day No: 83

## Section 2: Analytic Figures of Shares Transactions

Friday, 8 May, 2026

Number of Outstanding Securities	Nominal Value	Dividends [1]			Date of Last Coupon		Note	Shares	Closing price	% change	Previous closing price/date	Open price	Price min	Price max	Last price	Avg price	Last Bid [7]	Last Ask [7]	P/E after tax	Year	Volume	Trades	Transactions Value[8]	Company Mkt Value (thou. €)	Year low	Year high	Sector[4]	
		2023	2024	2025	Dividend [2]	Right																						
63,700,000	0.780	0.2313	0.3139	0.3952	04/05/2026	13/06/2018	---	GR. SARANTIS S.A. (CR)	14.7	0.14 #	14.68	07/05/2026	14.86	14.62	14.88	14.7	14.787	100@14.68	107@14.72	---	---	22,725	337	336,028.64	936,390.00	12.92	15.74	45201020
221,322,426	1.15	(0.1467)	(0.19)	---	23/06/2025	09/07/2025	---	OPTIMA BANK (CR)	9.095	-0.11 €	9.105	07/05/2026	9.14	8.97	9.225	9.095	9.15	15503@9.09	189@9.11	---	---	334,412	919	3,059,823.72	2,012,927.46	7.59	10.1	30101010
1,235,953,028	0.930	0.0632	---	---	10/07/2024	03/06/2025	---	PIRAEUS BANK (CR)	8.542	-1.59 €	8.68	07/05/2026	8.5	8.43	8.678	8.542	8.56	5898@8.54	500@8.57	---	---	3,444,787	5,634	29,487,107.09	10,557,510.77	6.53	8.99	30101010
<b>Main Market - Medium Liquidity Class</b>																												
13,126,020	0.660	0.1376	0.1713	---	16/12/2025	04/09/2020	---	AS COMPANY SA (CR)	4.48	---	4.48	07/05/2026	4.48	4.37	4.48	4.48	4.432	50@4.41	320@4.48	---	---	13,721	74	60,817.34	58,804.57	3.62	4.5	40401030
14,000,000	1.95	0.26	0.5	---	24/06/2025	26/03/2024	---	ALPHA REAL ESTATE (CR)	7.4	-1.07 €	7.48	07/05/2026	7.46	7.4	7.46	7.4	7.455	312@7.40	45@7.48	---	---	3,388	41	25,259.20	103,600.00	6.94	7.58	35101015
3,150,744	0.360	0.563	0.5842	---	27/05/2025	02/06/2020	---	ALPHA TRUST HOLDINGS (CR)	19.95	---	19.95	07/05/2026	19.95	19.95	19.95	19.95	19.95	100@19.75	766@20.00	---	---	800	10	15,960.00	62,857.34	11.9	20	30202010
243,164,193	0.300	0.07	0.07	---	12/09/2025	05/12/2023	---	ATTICA HOLDINGS (CR)	1.626	-2.87 €	1.674	07/05/2026	1.646	1.626	1.654	1.626	1.641	500@1.62	500@1.64	---	---	13,485	66	22,127.05	395,384.98	1.5	2.06	40501015
178,157,803	0.040	---	---	---	01/07/2008	21/02/2020	---	AVE (CR)	0.449	-0.22 €	0.45	07/05/2026	0.453	0.442	0.453	0.449	0.446	300@0.443	997@0.449	---	---	4,576	13	2,042.96	79,992.85	0.423	0.49	40301010
47,149,827	2.10	---	0.135	0.2	06/05/2026	27/12/2024	---	BRIQ PROPERTIES (CR)	3.03	-0.66 €	3.05	07/05/2026	3.04	3.03	3.05	3.03	3.041	3991@3.03	5@3.05	---	---	17,384	30	52,862.39	142,863.98	2.86	3.16	35102000
101,123,806	0.360	---	---	---	22/07/2010	28/06/2011	---	CENTRIC HOLDINGS (CR)	0.312	0.97 #	0.309	07/05/2026	0.306	0.301	0.312	0.312	0.302	2500@0.304	2000@0.310	---	---	43,448	33	13,129.71	31,550.63	0.276	0.42	40203040
784,500	10.00	0.5008	0.4	0.15	02/12/2025	31/07/2018	---	CNL CAPITAL (CR)	6.75	---	6.75	07/05/2026	---	---	---	---	---	100@6.70	200@6.80	---	2025	---	---	---	5,295.38	6.3	7.6	30202010
10,567,700	0.300	---	---	---	06/10/2005	13/02/2002	---	CPI SA (CR)	0.48	-1.84 €	0.489	07/05/2026	0.48	0.471	0.492	0.49	0.484	300@0.476	838@0.490	---	---	6,573	15	3,180.92	5,072.50	0.442	0.646	10102030
18,680,300	0.050	---	---	---	06/07/2022	---	---	DIMAND (CR)	13	1.56 #	12.8	07/05/2026	12.75	12.7	13	13	12.727	200@12.90	615@13.05	---	---	121,350	136	1,544,369.30	242,843.90	10.95	13.5	35101010
15,583,480	0.100	---	0.04	---	07/07/2025	02/02/2026	---	E.I.N.S. (CR)	1.776	1.37 #	1.752	07/05/2026	1.702	1.702	1.792	1.776	1.764	2000@1.76	499@1.78	---	---	65,715	161	115,927.69	27,676.26	1.38	2.115	50205020
60,348,000	0.420	0.2504	0.3025	---	23/06/2025	04/08/2021	---	EURONEXT ATHENS (CR)	6.95	-1.28 €	7.04	07/05/2026	6.97	6.9	7	6.95	6.958	258@6.90	40@6.96	---	---	9,844	59	68,493.71	419,418.60	5.72	7.43	30202015
121,168,897	0.040	---	---	---	07/07/2010	16/01/2024	5160	FRIGOGLASS SA (CR)	0.366	-2.40 €	0.375	07/05/2026	0.368	0.36	0.368	0.366	0.364	700@0.361	660@0.366	---	2024	21,638	28	7,882.05	44,347.82	0.291	0.5	50204000
56,003,921	1.55	---	---	---	30/08/1993	29/01/2026	---	IDEAL HOLDINGS (CR)	6.17	0.33 #	6.15	07/05/2026	6.12	6.11	6.2	6.17	6.146	1391@6.13	500@6.18	---	---	35,395	139	217,542.54	345,544.19	5.3	6.71	10102030
4,740,000	0.860	---	---	---	14/03/2003	---	---	LOGISMOS S.A. (CR)	2.12	---	2.12	07/05/2026	---	---	---	---	---	100@2.06	1030@2.12	---	2025	---	---	---	10,048.80	1.96	2.58	10101015
17,120,280	0.940	0.12	0.3	---	26/05/2025	26/06/2023	---	LOULIS FOOD (CR)	3.73	-1.58 €	3.79	07/05/2026	3.76	3.71	3.76	3.72	3.726	10@3.70	192@3.75	---	---	3,375	26	12,575.57	63,858.64	3.42	4.1	45102020
4,419,616	1.58	0.06	0.13	---	07/07/2025	04/03/2015	---	MEDICON S.A. (CR)	2.56	-0.77 €	2.58	07/05/2026	2.57	2.5	2.57	2.56	2.525	50@2.51	90@2.56	---	---	2,310	9	5,831.60	11,314.22	2.32	2.75	20102010
468,700	2.8	2.4	---	---	12/06/2025	21/05/2004	---	MERMEREN KOMB. A.D. PR. (GDR)	32.2	0.63 #	32	07/05/2026	32.2	32.2	32.4	32.4	32.202	30@31.80	97@32.40	---	2025	126	4	4,057.40	15,092.14	31	36.2	55102000
10,500,000	0.950	0.15	0.25	---	04/07/2025	21/07/2023	---	MEVACO SA (CR)	8.38	-1.18 €	8.48	07/05/2026	8.48	8.38	8.48	8.38	8.405	140@8.36	99@8.48	---	2025	4,496	40	37,789.82	87,990.00	8.3	9.85	55102015
31,400,000	0.400	---	---	---	26/04/2007	10/05/2023	---	MIG (CR)	3.28	-1.21 €	3.32	07/05/2026	3.3	3.21	3.31	3.28	3.279	100@3.27	99@3.28	---	---	9,031	104	29,614.42	102,992.00	2.82	3.85	30202000
153,908,095	0.870	0.0229	0.0248	---	11/09/2025	02/08/2024	---	ORILINA PROPERTIES REIC (CR)	0.86	1.42 #	0.848	07/05/2026	0.846	0.846	0.868	0.86	0.858	1000@0.850	3239@0.860	---	---	59,460	123	50,992.03	132,360.96	0.77	0.886	35102000
14,101,683	0.100	0.0526	0.1091	---	03/06/2025	02/11/2021	---	PERFORMANCE TECHNOLOGIES (CR)	9.03	0.33 #	9	07/05/2026	9.01	8.85	9.1	9.03	8.984	150@8.95	199@9.07	---	---	12,889	73	115,800.05	127,338.20	6.62	9.22	10101010
107,222,688	0.440	0.22	0.3	---	23/06/2025	16/03/2022	---	QUEST HOLDINGS (CR)	6.98	-1.55 €	7.09	07/05/2026	7.1	6.96	7.1	6.98	7.028	206@6.97	500@6.99	---	---	15,957	127	112,143.86	748,414.36	6.07	7.22	10101010
30,703,824	0.400	0.04	0.0509	---	19/08/2025	06/08/2021	---	REAL CONSULTING (CR)	6.56	0.31 #	6.54	07/05/2026	6.58	6.52	6.62	6.56	6.595	400@6.44	1832@6.56	---	---	58,773	34	387,603.96	201,417.09	4.95	6.7	10101010
6,456,530	1.08	0.16	0.15	---	21/07/2025	02/08/2010	---	SPACE HELLAS SA (CR)	6.6	---	6.6	07/05/2026	6.66	6.6	6.88	6.6	6.702	1150@6.50	109@6.62	---	---	4,127	43	27,661.00	42,613.10	5.92	8.48	15101010
121,132,042	1.60	0.08	0.1	0.0651	30/12/2025	10/11/2023	---	TRADE ESTATES REIC (CR)	2.04	1.24 #	2.015	07/05/2026	2.025	2	2.07	2.04	2.025	500@2.01	2860@2.04	---	---	51,588	99	104,444.10	247,109.37	1.81	2.07	35102045
17,513,933	0.300	---	---	---	16/11/1992	09/10/2025	---	UNIBIOS (CR)	2.7	-0.19 €	2.705	07/05/2026	2.695	2.695	2.75	2.7	2.723	100@2.66	5750@2.70	---	---	6,212	26	16,917.41	47,287.62	2.13	2.97	50204000
37,975,800	0.600	---	---	---	10/09/2019	01/04/2026	---	YKNOT (CR)	1.23	2.93 #	1.195	07/05/2026	1.19	1.15	1.23	1.23	1.196	4601@1.22	5057@1.24	---	---	445,602	435	533,063.27	46,710.23	0.7326	1.7394	40501015
32,413,681	0.370	---	---	---	15/07/2009	11/05/2000	---	ALUMIL (CR)	6.06	-1.94 €	6.18	07/05/2026	6.09	6.01	6.15	6.06	6.073	918@6.06	500@6.08	---	---	27,877	135	169,308.16	196,426.91	5	6.88	55102035
3,734,164	3.44	0.4954	0.5896	---	14/10/2025	19/07/2022	---	ANDROMEDA SA (CR)	8.58	-1.38 €	8.7	07/05/2026	8.68	8.58	8.74	8.58	8.711	20@8.60	530@8.72	---	2025	6,991	41	60,899.48	32,039.13	7.58	9.1	30204000
23,986,500	1.00	---	---	---	26/06/2009	25/08/2025	---	BIOKARPET S.A.(CR)	1.61	-2.19 €	1.646	07/05/2026	1.612	1.604	1.666	1.61	1.629	214@1.61	470@1.63	---	---	20,915	92	34,073.68	38,618.27	1.45	2.06	50101035
6,325,000	0.600	0.145	0.07	---	28/07/2025	17/02/2014	---	VOYATZOGLOU (CR)	2.05	-0.49 €	2.06	07/05/2026	2.04	2.04	2.06	2.06	2.047	150@2.03	130@2.06	---	---	700	10	1,432.60	12,966.25	1.96	2.44	50205010
24,060,000	0.300	0.075	0.075	---	17/06/2025	01/07/2019	---	GEN. COMMERCIAL & IND.SA (CR)	2.23	-1.33 €	2.26	07/05/2026	2.25	2.2	2.25	2.23	2.226	488@2.20	372@2.23	---	2025	8,862	60	19,722.57	53,653.80	2.01	2.52	50205010
15,000,000	0.300	---	---	---	06/07/2007	18/07/2000	---	DAIOS PLASTICS SA (CR)	8.18	2.25 #	8	07/05/2026	8	8	8.34	8.18	8.227	500@7.34	1@8.00	---	---	793	16	6,524.14	122,700.00	4.98	8.34	50203015
15,878,748	0.480	---	---	---	10/07/2006	22/03/2004	---	DOMIKI KRITIS SA (CR)	2.55	2.82 #	2.48	07/05/2026	2.53	2.43	2.57	2.55	2.514	100@2.54	734@2.55	---	---	49,938	127	125,566.24	40,490.81	1.89	2.65	50101010

EURONEXT ATHENS HOLDING S.A.

Sales &amp; Business Development Division

Section 2, 2/4

Number of Outstanding Securities	Nominal Value	Dividends [1]			Date of Last Coupon		Note	Shares	Closing price	% change	Previous closing price/date	Open price	Price min	Price max	Last price	Avg price	Last Bid [7]	Last Ask [7]	P/E after tax	Year	Volume	Trades	Transactions Value[8]	Company Mkt Value (thou. €)	Year low	Year high	Sector[4]	
		2023	2024	2025	Dividend [2]	Right																						
34,720,000	0.310	---	---	---	16/06/2010	01/08/2007	---	DROMEAS SA (CR)	0.306	0.33 #	0.305	07/05/2026	0.305	0.3	0.308	0.306	0.304	3084@0.300	56@0.306	---	---	23,761	36	7,221.22	10,624.32	0.295	0.39	40202015
13,673,200	0.420	0.05	0.05	---	19/08/2025	26/07/2001	---	EVROFARMA (CR)	3.83	1.86 #	3.76	07/05/2026	3.78	3.75	3.83	3.83	3.803	503@3.81	337@3.84	---	---	7,673	43	29,180.99	52,368.36	3.02	4.07	45102020
18,146,007	1.00	---	---	---	23/08/2023	10/09/2010	---	ELASTRON (CR)	2.36	0.86 #	2.34	07/05/2026	2.31	2.29	2.36	2.36	2.311	1000@2.29	92@2.36	---	---	3,416	28	7,893.76	42,824.58	2.02	2.65	55102010
23,828,130	0.500	0.108	0.1366	---	14/07/2025	17/02/2009	---	ELINOIL S.A. (CR)	2.19	---	2.19	07/05/2026	2.16	2.16	2.19	2.19	2.181	50@2.17	875@2.19	---	---	1,129	9	2,462.24	52,183.60	2.1	2.59	60101020
19,864,886	5.60	0.672	0.672	0.672	23/04/2026	02/07/2008	---	BANK OF GREECE (CR)	14.6	-1.02 €	14.75	07/05/2026	14.85	14.6	14.85	14.6	14.658	2128@14.60	939@14.70	---	2025	7,931	78	116,256.30	290,027.34	14.6	17.5	30101010
26,730,187	0.520	---	0.07	---	09/07/2025	01/08/2017	---	ELTON SA (CR)	1.815	-1.36 €	1.84	07/05/2026	1.815	1.81	1.835	1.815	1.824	500@1.80	702@1.81	---	---	17,704	43	32,290.95	48,515.29	1.62	2.22	50205010
36,300,000	1.12	0.0276	0.055	---	01/07/2025	12/12/2007	---	THESSALONIKA WATER & SEWERAGE	4.25	-0.58 €	4.275	07/05/2026	4.265	4.23	4.29	4.25	4.266	295@4.23	200@4.26	---	---	35,544	125	151,641.12	154,275.00	3.4	4.32	65102030
143,352,325	0.260	---	---	---	29/08/2022	28/04/2025	---	EVROPI HOLDINGS S.A. (CR)	1.962	-0.51 €	1.972	07/05/2026	1.99	1.96	1.998	1.962	1.969	3000@1.95	1000@1.99	---	---	17,128	48	33,718.74	281,257.26	1.77	2.34	30302025
86,735,980	0.310	0.02	---	---	22/07/2024	07/09/2023	---	ATHENS MEDICAL CENTER SA (CR)	1.755	-0.85 €	1.77	07/05/2026	1.77	1.74	1.785	1.755	1.765	3561@1.74	1398@1.77	---	---	6,705	45	11,837.00	152,221.64	1.565	2.07	20101010
114,320,400	0.100	---	---	---	26/11/2021	05/08/2019	---	IKTINOS HELLAS SA (CR)	0.318	-3.05 €	0.328	07/05/2026	0.328	0.318	0.33	0.318	0.326	8071@0.318	3000@0.329	---	---	57,239	41	18,683.47	36,353.89	0.302	0.4535	50101035
14,111,198	0.450	(0.0133)	0.07	---	31/07/2025	09/01/2025	---	ILYDA S.A. (CR)	4.32	---	4.32	07/05/2026	4.31	4.25	4.385	4.32	4.289	1000@4.27	240@4.32	---	2025	5,672	54	24,328.05	60,960.38	3.74	5.52	10101015
3,417,600	0.100	0.016	---	---	04/07/2024	02/04/2024	---	INTERWOOD-XYLEMPORIA (PR)	0.428	-0.47 €	0.43	07/05/2026	0.444	0.41	0.482	0.428	0.437	1000@0.410	300@0.426	---	---	6,531	49	2,852.85	14,497.53	0.4	0.76	50101020
45,417,399	0.100	---	---	---	25/07/2008	02/04/2024	---	INTERWOOD-XYLEMPORIA (CR)	0.287	6.69 #	0.269	07/05/2026	0.27	0.27	0.293	0.287	0.286	1000@0.285	2216@0.287	---	---	264,766	205	75,734.80	14,497.53	0.201	0.293	50101020
18,567,912	0.590	0.16	0.201	---	02/07/2025	26/01/2021	---	INTERLIFE G.C.I.(CR)	6.62	-0.60 €	6.66	07/05/2026	6.7	6.58	6.84	6.62	6.652	899@6.58	200@6.64	---	2025	5,623	47	37,401.56	122,919.58	5.56	7	30302025
8,424,900	0.500	---	---	---	12/07/2010	04/07/2019	---	INTERTECH SA (CR)	1.49	-1.32 €	1.51	07/05/2026	1.52	1.475	1.56	1.49	1.484	508@1.49	1237@1.54	---	2025	19,908	45	29,541.19	12,553.10	0.99	1.615	50205010
2,760,000	11.83	12.4	14	---	30/05/2025	16/07/1990	---	KARELIA (CR)	431	-0.23 €	432	07/05/2026	432	428	432	431	430.988	1@425.00	200@432.00	---	---	243	25	104,730.00	1,189,560.00	354	434	45103010
19,804,134	0.150	---	---	---	01/07/2004	06/11/2017	---	KEKROPS SA (CR)	1.65	-1.49 €	1.675	07/05/2026	1.65	1.64	1.69	1.65	1.663	50@1.65	2272@1.65	---	2025	14,579	33	24,237.77	32,676.82	1.53	2.35	35101010
11,510,102	0.890	---	---	---	24/06/2005	06/10/1999	---	NAFPAKTOS TEXTILE (CR)	1.285	0.78 #	1.275	07/05/2026	1.245	1.245	1.295	1.295	1.261	290@1.28	350@1.29	---	---	5,278	32	6,657.10	14,790.48	1.175	1.69	55101020
21,224,340	0.420	---	---	---	06/09/2022	25/04/2006	---	KORDELLOS BROS SA (CR)	0.439	-0.23 €	0.44	07/05/2026	0.44	0.422	0.44	0.439	0.431	98@0.430	136@0.439	---	2025	8,009	22	3,448.46	9,317.49	0.366	0.554	55102010
33,065,136	0.380	0.3506	0.4007	---	21/08/2025	16/09/2013	---	KRI-KRI S.A. (CR)	25.8	---	25.8	07/05/2026	25.95	25.4	26.15	25.8	25.734	500@25.30	2182@25.60	---	2025	44,219	300	1,137,921.85	853,080.51	19.18	26.15	45102020
6,200,000	0.500	---	---	---	22/06/2010	01/11/1995	---	MINERVA KNITWEAR (CR)	0.57	-1.72 €	0.58	07/05/2026	0.57	0.56	0.57	0.565	0.569	249@0.560	1000@0.570	---	---	1,401	7	797.56	3,534.00	0.473	0.772	40204020
5,939,268	0.620	---	---	---	10/07/2003	03/01/2002	---	LANAKAM SA (CR)	1.405	-3.77 €	1.46	07/05/2026	1.47	1.4	1.47	1.4	1.406	80@1.36	990@1.40	---	---	11	2	15.47	8,344.67	0.96	1.47	40401020
9,819,370	0.500	---	---	---	14/08/2007	09/01/2004	---	MATHIOS REFRACTORY SA (CR)	0.77	1.32 #	0.76	07/05/2026	0.765	0.765	0.78	0.78	0.768	150@0.730	300@0.780	---	---	514	7	394.55	7,560.91	0.59	0.97	55101000
30,150,000	0.360	0.122	0.1335	---	17/06/2025	25/04/2019	---	MOTODYNAMICS S.A. (CR)	2.58	---	2.58	07/05/2026	2.59	2.55	2.59	2.59	2.583	300@2.54	750@2.59	---	---	16,174	47	41,771.83	77,787.00	2.23	2.7	40401030
126,431,958	2.50	0.025	0.043	---	03/06/2025	05/06/2024	---	NOVAL PROPERTY REIC (CR)	2.69	---	2.69	07/05/2026	2.69	2.68	2.71	2.71	2.684	177@2.69	500@2.70	---	2025	5,289	19	14,196.20	340,101.97	2.51	2.92	35102045
10,080,000	3.00	1.3	2	---	16/05/2025	27/08/2001	---	TPA SA (CR)	39.7	1.28 #	39.2	07/05/2026	39.9	39.3	39.9	39.7	39.737	11@39.40	404@39.70	---	---	4,252	67	168,960.50	400,176.00	33.2	39.9	50206060
25,000,000	2.00	1.336	1.92	---	04/08/2025	08/08/2003	---	P.P.A. S.A. (CR)	37	0.27 #	36.9	07/05/2026	36.9	36.75	37.45	37	37.149	30@36.90	70@37.10	---	2025	6,250	117	232,184.00	925,000.00	35.4	41.1	50206060
68,926,799	0.240	---	---	---	07/07/2023	---	---	ONYX TOURISTIKI S.A. (CR)	1.534	3.37 #	1.484	07/05/2026	1.48	1.476	1.538	1.534	1.516	200@1.52	1000@1.54	---	---	175,160	216	265,457.34	105,733.71	1.33	2.22	40401020
4,971,466	1.46	---	---	---	04/07/2007	08/10/2003	---	PAIRIS SA (CR)	0.79	---	0.79	07/05/2026	0.772	0.77	0.8	0.79	0.783	50@0.774	3908@0.790	---	---	8,816	19	6,900.88	3,927.46	0.6	0.984	50203030
27,098,594	0.540	0.0702	0.0605	0.0909	21/04/2026	14/01/2021	---	PAPOUTSANIS (CR)	3.73	-1.32 €	3.78	07/05/2026	3.78	3.67	3.78	3.78	3.72	75@3.67	500@3.73	---	2025	53,478	26	198,959.46	101,077.76	3.32	4.06	45201020
7,070,400	0.930	0.8645	0.3242	---	11/07/2025	06/05/2016	---	PETROPOULOS PETROS (CR)	8.2	-0.24 €	8.22	07/05/2026	8.22	8.2	8.3	8.2	8.235	193@8.20	247@8.26	---	---	8,602	51	70,836.10	57,977.28	7.58	8.98	50206015
43,741,452	0.660	0.2388	0.2391	0.07	19/01/2026	01/11/1999	---	THRACE PLASTICS SA (CR)	4.07	-1.33 €	4.125	07/05/2026	4.12	4.05	4.12	4.07	4.08	480@4.05	690@4.07	---	---	18,212	111	74,299.20	178,027.71	3.55	4.535	50203015
21,912,599	0.300	0.0485	0.0483	---	29/04/2025	23/02/2007	---	REVOIL (CR)	1.63	---	1.63	07/05/2026	1.63	1.59	1.63	1.63	1.616	1560@1.59	2482@1.63	---	---	9,848	54	15,911.54	35,717.54	1.535	1.86	60101020
13,582,223	1.35	---	---	---	24/06/2008	02/02/2016	---	SIDMA STEEL (CR)	1.62	-1.52 €	1.645	07/05/2026	1.6	1.6	1.635	1.625	1.62	100@1.60	55@1.66	---	---	575	7	931.63	22,003.20	1.455	2.12	55102010
40,693,350	5.00	---	---	---	03/07/2006	26/05/2015	---	TECHNICAL OLYMPIC SA (CR)	2.38	-1.25 €	2.41	07/05/2026	2.39	2.37	2.42	2.38	2.383	1000@2.36	1648@2.38	---	---	4,204	24	10,016.34	96,850.17	2.12	2.61	50206030
3,048,000	0.300	---	---	---	06/07/2007	01/06/2021	---	TZIRAKIAN PROFIL (CR)	1.96	-1.01 €	1.98	07/05/2026	1.96	1.91	1.98	1.96	1.953											

Number of Outstanding Securities	Nominal Value	Dividends [1]			Date of Last Coupon		Note	Shares	Closing price	% change	Previous closing price/date	Open price	Price min	Price max	Last price	Avg price	Last Bid [7]	Last Ask [7]	P/E after tax	Year	Volume	Trades	Transactions Value[8]	Company Mkt Value (thou. €)	Year low	Year high	Sector[4]	
11,943,624	0.540	0.15	0.165	---	01/07/2025	30/08/2019	---	FLEXOPACK SA (CR)	8	---	8	07/05/2026	8	8	8.25	8.25	8.014	13@8.10	466@8.25	---	---	753	3	6,034.75	95,548.99	7.4	8.6	50203030
244,737,498	0.500	0.02	0.03	0.04	26/03/2026	28/12/2023	---	TRASTOR REAL EST. INV. CO.(CR)	1.345	6.32 #	1.265	07/05/2026	1.27	1.27	1.35	1.35	1.321	900@1.30	260@1.33	---	2025	11,770	42	15,553.48	329,171.93	1.15	1.38	35102000
15,300,000	0.300	---	0.01	---	09/10/2025	13/12/1999	---	ATTICA PUBLICATIONS SA (CR)	1.31	1.16 #	1.295	07/05/2026	1.345	1.305	1.345	1.31	1.315	225@1.30	299@1.31	---	---	1,418	12	1,865.18	20,043.00	1.17	1.44	40301030
18,810,000	0.400	0.0381	0.0591	---	20/10/2025	14/11/2007	---	VARVERIS - MODA BAGNO SA (CR)	6.94	-0.57 €	6.98	07/05/2026	6.9	6.76	6.94	6.94	6.854	62@6.76	772@6.94	---	---	2,190	23	15,011.06	130,541.40	5.16	7.06	40401025
3,307,500	0.210	0.4	0.4	---	23/10/2025	30/11/2022	---	ELVE SA (CR)	5.9	---	5.9	07/05/2026	---	---	---	---	10@5.85	858@6.00	---	2025	---	---	---	19,514.25	5	6	40204020	
21,364,000	1.12	---	---	---	21/08/2023	08/03/2023	---	LAMPASA HOTEL SA (CR)	47.6	---	47.6	07/05/2026	---	---	---	---	98@47.60	50@48.40	---	---	---	---	---	1,016,926.40	42.2	48.4	40501025	
38,566,614	0.500	---	---	---	21/07/2008	07/07/2025	---	MOUZAKIS (CR)	0.5	---	0.5	07/05/2026	0.498	0.498	0.498	0.498	0.498	950@0.498	---	---	---	50	1	24.90	19,283.31	0.496	0.69	55101020
42,500,000	1.00	0.0383	0.0538	0.3714	06/05/2026	13/09/2023	---	MPLK KEDROS (CR)	4.38	---	4.38	07/05/2026	4.38	4.38	4.4	4.38	4.381	402@4.38	500@4.46	---	---	1,405	13	6,155.99	186,150.00	4.23	4.51	35102000
6,340,000	0.600	0.2	0.23	0.23	09/12/2025	11/01/2024	---	NAKAS MUSIC	3.36	-1.75 €	3.42	07/05/2026	3.36	3.36	3.38	3.38	3.362	90@3.38	165@3.40	---	---	334	4	1,122.92	21,302.40	3.24	3.92	40401030
27,379,200	0.980	0.5001	0.52	---	25/08/2025	29/08/2022	---	CRETE PLASTICS SA (CR)	14.9	-3.87 €	15.5	07/05/2026	15.2	14.9	15.4	14.9	15.14	155@14.90	50@15.40	---	---	385	11	5,829.00	407,950.08	13.2	15.9	50203015
255,494,534	2.71	0.247	0.705	0.216	15/12/2025	30/09/2021	---	PRODEA (CR)	5.75	-0.86 €	5.8	07/05/2026	5.75	5.7	5.8	5.75	5.746	803@5.65	73@5.75	---	---	13,654	50	78,458.05	1,469,093.57	5.2	6.5	35102000
4,181,450	0.500	---	---	---	21/08/2000	05/03/2002	---	FLOUR MILLS SARANTOPOULOS SA	1.56	---	1.56	07/05/2026	1.7	1.7	1.7	1.7	1.7	---	681@1.70	---	---	120	2	204.00	6,523.06	1.12	1.7	45102020

## Exchange Traded Funds (ETFs)

1,380,078	---	---	---	---	15/06/2016	---	---	ALPHA ETF FTSE Athex Large Cap	58.58	-1.06 €	59.21	07/05/2026	59	58.36	59.16	58.58	58.832	1@58.72	3000@58.90	---	---	3,198	99	188,144.77	---	51.03	66.71	12003
-----------	-----	-----	-----	-----	------------	-----	-----	--------------------------------	-------	---------	-------	------------	----	-------	-------	-------	--------	---------	------------	-----	-----	-------	----	------------	-----	-------	-------	-------

## Surveillance

8,321,682	0.670	---	---	---	17/08/2007	23/11/1999	---	N. LEVENTERIS (CR)	0.278	---	0.278	07/05/2026	---	---	---	---	---	70@0.252	---	2025	---	---	---	2,708.80	0.252	0.32	55102010
2,160,524	0.670	---	---	---	03/12/2018	23/11/1999	---	N. LEVENTERIS (PR)	0.183	---	0.183	07/05/2026	---	---	---	---	---	374@0.200	---	2025	---	---	---	2,708.80	0.165	0.2	55102010

## Suspension Status

13,191,620	0.620	---	---	---	04/08/2010	09/09/2002	5232	YALCO - CONSTANTINOU (CR)	0.16	---	0.16	30/05/2025	---	---	---	---	---	26032@0.162	---	---	---	---	---	2,110.66	0.16	0.16	40202020	
17,579,754	4.16	---	---	---	18/08/2006	02/08/2010	---	BIOTER SA (CR)	0.206	---	0.206	30/05/2025	---	---	---	---	---	---	---	---	---	---	---	---	3,621.43	0.206	0.206	50101010
3,961,300	1.28	---	---	---	29/06/2004	03/08/2000	5248	DUROS SA (CR)	0.25	---	0.25	24/04/2023	---	---	---	---	---	---	---	---	---	---	---	---	990.33	0.25	0.25	40204020
15,842,391	1.51	---	---	---	15/07/2009	12/05/2000	5141	BITROS HOLDING SA (CR)	0.51	---	0.51	30/05/2025	---	---	---	---	---	---	---	---	---	---	---	---	8,079.62	0.51	0.51	55102010
24,319,250	0.300	---	---	---	09/07/2002	04/07/2007	5165	PROODEFTIKH SA (CR)	0.296	---	0.296	30/04/2026	---	---	---	---	---	---	10000@0.360	---	---	---	---	---	7,198.50	0.281	0.5	50101010
28,438,268	0.070	---	---	---	21/08/2006	24/11/1999	5253	SPIROY AGRICULTURE SA (CR)	0.138	---	0.138	30/05/2025	---	---	---	---	---	---	---	---	---	---	---	---	3,924.48	0.138	0.138	45102010

## Shares' Notes

Code	Note text
( )	- Adjusted dividends.
*	- Last adjusted closing price.
[1]	- Net dividends.
[2]	- The "Date of Last Coupon" for New listings refers to the date company's stocks started to trade in Athex
[3]	- The Company Market Value is referred to the number of outstanding shares
[4]	- Sectors codification can be found in Appendix A
[5]	- The Market Value refers to the total number of shares listed (including their several classes) in the exchange by the company.
[6]	- P/E greater than 100
[7]	- Last view of the Order Book before the end of the trading session
[8]	- All Blocks Methods' Transactions Value are included.
5141	- Transfer to the Surveillance Category as of 10/05/2017.
5160	- Transfer to the Surveillance Category as of 15/04/2016.
5165	- Transfer to the Surveillance Category as of 15/02/2018.
5193	- Transfer to the Surveillance Category as of 25/10/2018.
5232	- Transfer to the Under Surveillance Category from 08/04/2011.
5248	- Transfer to the Surveillance Category as of 06/09/20116.
5253	- Transfer to the Surveillance Category as of 14/5/2021.

## Securities Blocks Details

Securities	Block Volume	Price	Block Trade Value	Time of approval	Note
PPC (CR)	188,090	18.85	3,545,496.50	10:30:26	20
TITAN (CB)	44	45.57	2,005.24	10:32:31	14
PPC (CR)	50,000	18.85	942,500.00	10:37:33	20
PPC (CR)	50,000	18.89	944,500.00	10:43:57	20
PPC (CR)	41,357	19.08	789,091.56	10:56:09	20
NATIONAL BANK (CR)	100,000	14.25	1,425,000.00	11:05:17	20
CrediaBank (CR)	500,000	1.30	649,000.00	11:28:58	20
PPC (CR)	50,000	19.14	957,000.00	11:34:50	20
PPC (CR)	60,000	19.20	1,152,000.00	12:09:37	20
NATIONAL BANK (CR)	170,571	14.37	2,450,252.42	12:15:12	20
MOTOR OIL (CR)	15,000	36.34	545,100.00	12:26:59	20
CENERGY HOLDINGS (CB)	30,000	24.98	749,400.00	12:31:26	20
CENERGY HOLDINGS (CB)	30,000	24.98	749,400.00	12:31:54	20
ATHENS INTL AIRPORT (CR)	50,000	10.23	511,500.00	12:37:28	20
ATHENS INTL AIRPORT (CR)	30,000	10.23	306,900.00	12:43:27	20
PPC (CR)	60,000	19.24	1,154,400.00	13:16:24	20
PPC (CR)	248,708	19.24	4,783,898.38	13:16:29	20
BALLY'S INTRALOT (CR)	500,000	1.13	565,000.00	13:19:36	20
BANK OF CYPRUS (CR)	125,000	9.93	1,240,625.00	13:20:10	20
AKTOR S.A. HOLDING CO. (CR)	50,000	11.22	561,000.00	13:20:14	20
BALLY'S INTRALOT (CR)	300,000	1.13	339,000.00	13:20:47	20
AKTOR S.A. HOLDING CO. (CR)	40,000	11.22	448,800.00	13:21:18	20
AKTOR S.A. HOLDING CO. (CR)	25,000	11.22	280,500.00	13:21:56	20
BALLY'S INTRALOT (CR)	300,000	1.13	339,000.00	13:22:41	20
ATHENS INTL AIRPORT (CR)	20,000	10.23	204,600.00	13:25:43	20
OPTIMA BANK (CR)	185,000	9.17	1,696,450.00	13:33:46	20
ALPHA BANK (CR)	107,000	3.76	401,785.00	13:40:41	20
PAPOUTSANIS (CR)	50,492	3.72	187,830.24	14:12:12	20
DIMAND (CR)	50,000	12.70	635,000.00	14:19:40	20
DIMAND (CR)	40,000	12.70	508,000.00	14:20:40	20
DIMAND (CR)	10,000	12.70	127,000.00	14:32:17	20
PPC (CR)	105,352	19.48	2,051,730.20	14:34:43	20
PPC (CR)	234,930	19.50	4,581,135.00	14:44:38	20
REAL CONSULTING (CR)	50,779	6.60	335,141.40	14:46:34	20
NATIONAL BANK (CR)	150,000	14.37	2,155,500.00	14:53:15	20
CrediaBank (CR)	250,000	1.29	323,000.00	15:14:32	20
NATIONAL BANK (CR)	57,319	14.28	818,515.32	16:11:32	20

## Blocks Notes

9 - Method 6-1 / Special Fees

10 - Method 6-1 / Special Fees, SDS

14 - Method 6-3 / Settlement, Incomplete Buy and Sell

18 - Method 6-2 / SPOT 1

19 - Method 6-2 / SPOT 2

20 - Method 6-1 and Method 6-1 Same Day Settlement

21 - Other Pre-agreed

## Securities Blocks Details

Securities	Block Volume	Price	Block Trade Value	Time of approval	Note
NATIONAL BANK (CR)	150,000	14.28	2,142,000.00	16:31:36	20
THESSALONIKA WATER & SEWERAGE	27	4.50	121.50	16:41:38	18
PIRAEUS BANK (CR)	200,000	8.55	1,710,000.00	16:44:28	20
NATIONAL BANK (CR)	283,075	14.29	4,045,141.75	16:58:20	20
EUROBANK (CR)	180,547	3.92	707,744.24	16:59:10	20
NATIONAL BANK (CR)	50,000	14.34	717,000.00	17:02:12	20

## Blocks Notes

9 - Method 6-1 / Special Fees

10 - Method 6-1 / Special Fees, SDS

14 - Method 6-3 / Settlement, Incomplete Buy and Sell

18 - Method 6-2 / SPOT 1

19 - Method 6-2 / SPOT 2

20 - Method 6-1 and Method 6-1 Same Day Settlement

21 - Other Pre-agreed

**Shares Rights Details**

Occured date	Exercise from	Exercise until	Trading until	Rights	Price min	Price max	Closing price	Last Bid	Last Ask	Volume	Trades	Transactions Value
--------------	---------------	----------------	---------------	--------	-----------	-----------	---------------	----------	----------	--------	--------	--------------------

No Rights Transactions.

---

**Forced Sales Details**

---

Securities	Category of Security	Transactions Volume	Number of Trades	Transactions Value	Note
------------	----------------------	------------------------	---------------------	-----------------------	------

---

No Forced Transactions.

---

---

**Forced Sales Notes**

---

- 1 - Compulsory Public Forced Sales
- 2 - Forced Sales of Fixed Registered Shares
- 3 - Forced Sales of Remaining Fractional Shares

## Exchange Traded Funds (ETFs) Characteristics

	Transactions Date (T)	Creation / Redemption	Units (T-1)	New Units (T-1)	Redemption Units (T-1)	Units (T) [1]	Fund Assets [2]	Net Unit Price	Dividend per Unit	Dividend Date
ALPHA ETF FTSE Athex Large Cap	08/05/2026	5,000	1,380,078	---	---	1,380,078	81,611,340.00	59.1353	1.15	01/07/2025

## ETFs Notes

[1] - Units (T) = Units (T-1) + New Units (T-1) - Redemption Units (T-1)

[2] - The Creation / Redemption Units of T-1 are included.

## Non Convertible Corporate Bonds - Regulated Market

Num Listed Bonds	Nominal price	Issue price	Today's Rate	Exp. Date	Duration (years)	Note	Coupon		Trading Unit	Corporate Bonds	Accrued Int.	Yield.T.Mat	Price min	Price max	Closing price	Previous closing price/date	Volume	Transactions Value	Last order		Date	ear min	Year max	
							Common	Preferred											Price	Buy / Sell				
250,000	1,000.00	1,000.00	3.75	25/02/2033	7	---	1	---	1	CAPITAL CLEAN ENERGY CARRIERS CORP. (Non Convert)	7.9167	3.9230	98.5100	99.0000	98.9000	98.9500	07/05/2026	141,000	140,473.74	98.7000	B	38/05/2026	95.0002	99.9895
320,000	1,000.00	1,000.00	3.40	21/07/2027	7	---	12	---	1	LAMDA DEVELOPMENT S.A. (Non Convertible)	10.4833	3.5460	99.0000	99.3990	99.0003	99.1880	07/05/2026	24,000	24,067.14	99.0000	B	38/05/2026	97.5000	100.0000
200,000	1,000.00	1,000.00	1.90	23/03/2028	7	---	11	---	1	MOTOR OIL CORINTH REFINERIES SA (Non Convertible)	2.6389	3.1750	97.1500	97.1500	97.1500	97.1800	07/05/2026	4,000	3,896.56	97.1000	B	38/05/2026	96.5000	98.0000
150,000	1,000.00	1,000.00	2.60	22/10/2026	7	---	14	---	1	TERNA ENERGY FINANCE S.A. (Non Convertible)	1.4444	3.5250	---	---	---	99.3000	07/05/2026	---	---	99.3000	B	38/05/2026	98.4189	99.7900
100,000	1,000.00	1,000.00	2.80	25/01/2027	5	---	9	---	1	PREMIA S.A. (Non Convertible)	8.2444	3.5510	---	---	---	99.1610	07/05/2026	---	---	99.2000	B	38/05/2026	97.7000	99.5000
500,000	1,000.00	1,000.00	4.00	10/07/2030	7	---	6	---	1	METLEN ENERGY & METALS S.A. (Non Convertible)	13.3333	3.7120	99.3000	99.7000	99.4932	99.7000	07/05/2026	434,000	437,587.01	99.3100	B	38/05/2026	98.3000	101.4000
99,697	1,000.00	1,000.00	5.50	15/12/2028	5	---	5	---	1	IDEAL HOLDINGS S.A. (Non Convertible)	22.6111	3.7560	102.8500	103.2000	102.9875	103.2040	07/05/2026	16,000	16,839.78	102.8500	B	38/05/2026	101.4645	104.1000
500,000	1,000.00	1,000.00	3.80	18/11/2032	7	---	1	---	1	LAMDA DEVELOPMENT S.A. (Non convertible)	18.4722	4.0370	98.0011	98.7000	98.3800	98.6980	07/05/2026	144,000	144,568.37	98.2500	B	38/05/2026	96.7229	99.9999
140,000	1,000.00	1,000.00	4.70	15/12/2030	5	---	1	---	1	AKTOR S.A. (Non convertible)	19.3222	4.1590	101.1100	101.9100	101.8110	102.0000	07/05/2026	62,000	64,320.78	101.6010	B	38/05/2026	100.6000	103.4900
500,000	1,000.00	1,000.00	2.75	03/07/2027	7	---	12	---	1	GEK TERNA S.A. (Non Convertible)	9.7014	3.0610	98.9000	99.2000	99.0852	99.0000	07/05/2026	27,000	27,014.94	99.0000	B	38/05/2026	97.7500	99.5000
150,000	1,000.00	1,000.00	4.10	08/04/2033	7	---	1	---	1	PREMIA REIC (Non Convertible)	3.8722	4.2030	99.0100	99.9300	99.3643	99.7000	07/05/2026	21,000	20,947.82	99.1600	B	38/05/2026	98.8220	100.3700
250,000	1,000.00	1,000.00	3.70	04/07/2032	7	---	2	---	1	AEGEAN AIRLINES S.A. (Non Convertible)	13.0528	3.6910	99.3699	99.6499	99.4503	99.2800	07/05/2026	31,000	31,234.22	98.5000	B	38/05/2026	98.0875	102.0999
300,000	1,000.00	1,000.00	2.30	20/07/2028	7	---	10	---	1	PRODEA REIC S.A.(Non Convertible)	7.1556	2.7900	98.1010	98.7000	98.3135	98.5510	07/05/2026	2,154,000	2,138,274.35	98.2001	B	38/05/2026	95.0000	99.9510
250,000	1,000.00	1,000.00	2.45	16/11/2028	7	---	9	---	1	ELVALHALCOR S.A. (Non Convertible)	11.9778	3.6370	95.8000	96.7500	96.2688	96.6380	07/05/2026	103,000	100,390.62	96.5100	B	38/05/2026	94.9873	99.0000
120,000	1,000.00	1,000.00	2.65	06/12/2028	7	---	9	---	1	NOVAL PROPERTY REIC (Non Convertible)	11.4097	3.6120	96.6000	96.7500	96.6700	96.5000	07/05/2026	30,000	29,343.29	95.8100	B	38/05/2026	95.0000	99.9900
300,000	1,000.00	1,000.00	2.30	14/12/2028	7	---	9	---	1	GEK TERNA S.A. (Non Convertible)	9.4556	3.4310	96.4000	96.5000	96.4083	96.5100	07/05/2026	60,000	58,412.33	95.7000	B	38/05/2026	95.0000	97.2100
100,000	1,000.00	1,000.00	2.95	11/02/2027	5	---	9	---	1	SAFE BULKERS PARTICIPATIONS PLC (Non Convertible)	7.3750	3.4210	99.3000	99.3500	99.3167	99.2940	07/05/2026	6,000	6,003.25	99.3000	B	38/05/2026	97.8500	99.9201
100,000	1,000.00	1,000.00	4.40	26/07/2029	7	---	8	---	1	CPLP SHIPPING HOLDINGS PLC (Non Convertible)	12.9556	3.5930	100.1000	100.9500	100.5833	100.2290	07/05/2026	18,000	18,338.20	100.4000	B	38/05/2026	100.1928	102.8500
200,000	1,000.00	1,000.00	4.25	23/01/2029	5	---	5	---	1	AUTOHELLAS S.A. (Non Convertible)	12.8681	3.6140	---	---	---	100.7000	07/05/2026	---	---	99.8201	B	38/05/2026	99.5000	102.0000

## Corporate Bonds Notes

Transactions Volume = (Pieces) \* (Nominal Price). Transactions Value = (Pieces) \* (Nominal Price) \* (price %) + (Accrued interest).

The price of a Bond is stated as a percentage (%) of Bond's Nominal Price.

Nominal Price in Euros (€), except if it is noted differently.

## Non Convertible Corporate Bonds - Regulated Market

Num Listed Bonds	Nominal price	Issue price	Today's Rate	Exp. Date	Duration (years)	Note	Coupon		Trading Unit	Corporate Bonds	Accrued Int.	Yield.T.Mat	Price min	Price max	Closing price	Previous closing price/date	Volume	Transactions Value	Last order		ear min	Year max		
							Common	Preffered											Price	Buy / Sell			Date	
130,000	1,000.00	1,000.00	6.00	27/02/2029	5	---	5	---	1	INTRALOT S.A. (Non Convertible)	12.3333	4.5080	102.2120	102.3000	102.2487	102.6100	07/05/2026	12,000	12,417.84	102.2509	B	38/05/2026	101.0000	104.5000
500,000	1,000.00	1,000.00	3.20	29/09/2032	7	---	2	---	1	GEK TERNA S.A. (Non Convertible)	3.8222	3.6430	96.7000	97.2980	97.2980	96.5870	07/05/2026	62,000	60,340.82	96.8000	B	38/05/2026	94.0000	99.3790

## Corporate Bonds Notes

Transactions Volume = (Pieces) \* (Nominal Price). Transactions Value = (Pieces) \* (Nominal Price) \* (price %) + (Accrued interest).

The price of a Bond is stated as a percentage (%) of Bond's Nominal Price.

Nominal Price in Euros (€), except if it is noted differently.

## Government Bonds

Number Listed Bonds	Nominal price	Today's Rate	Accrued Interest Calc	Exp. Date [1]	Duration (years)	Note	Coupons Date	Curr. coupon value	Trading Unit	Government Bonds	Price min	Price max	Closing price	Previous closing price/date	Volume	Transactions Value	Price	Last order Buy / Sell	Date
4,000,000	1,000.00	4.13	Actual/Actual	15/06/2054	30	---	15/06	4.13	1	GGB-FXD-150654-30Y-4.125-1.000	---	---	---	---	---	---	---	---	---
4,700,000	1,000.00	1.88	Actual/Actual	04/02/2035	15	---	04/02	1.88	1	GGB-FXD-040235-15Y-1.875-1.000	---	---	---	---	---	---	---	---	---
6,000,000	1,000.00	0.75	Actual/Actual	18/06/2031	10	---	18/06	0.75	1	GGB-FXD-180631-10Y-0.750-1.000	---	---	---	---	---	---	---	---	---
3,600,000	1,000.00	3.88	Actual/Actual	15/06/2028	5	---	15/06	3.88	1	GGB-FXD-150628-05Y-3.875-1.000	---	---	---	---	---	---	---	---	---
5,962,747,327	1.00	3.75	Actual/Actual	30/01/2028	10	---	/02 - 02/02 - 31/	3.75	1	GGB-FXD-300128-10Y-3.750-1.000	---	---	---	85.4610 13/07/2018	---	---	1.0000	B	28/11/2018
7,067,309,386	1.00	3.90	Actual/Actual	30/01/2033	15	---	/02 - 02/02 - 31/	3.90	1	GGB-FXD-300133-15Y-3.900-1.000	---	---	---	78.6730 13/07/2018	---	---	1.0000	B	28/11/2018
5,622,848,349	1.00	4.00	Actual/Actual	30/01/2037	19	---	/02 - 02/02 - 31/	4.00	1	GGB-FXD-300137-19Y-4.000-1.000	---	---	---	77.0370 13/07/2018	---	---	1.0000	B	28/11/2018
5,476,770,669	1.00	4.20	Actual/Actual	30/01/2042	24	---	/02 - 02/02 - 31/	4.20	1	GGB-FXD-300142-24Y-4.200-1.000	---	---	---	77.7640 13/07/2018	---	---	1.0000	B	28/11/2018
4,950,000	1,000.00	3.38	Actual/Actual	15/06/2034	10	---	15/06	3.38	1	GGB-FXD-150634-10Y-3.375-1.000	---	---	---	---	---	---	---	---	---
41,118,344	1.00	4.30	Actual/Actual	24/02/2027	15	---	24/02	4.30	1	GGB-FXD-240227-15Y-2.000-1.000	---	---	---	10.0000 22/06/2015	---	---	---	---	---
45,137,734	1.00	4.30	Actual/Actual	24/02/2028	16	---	24/02	4.30	1	GGB-FXD-240228-16Y-2.000-1.000	---	---	---	10.0000 22/06/2015	---	---	---	---	---
61,768,888	1.00	4.30	Actual/Actual	24/02/2029	17	---	24/02	4.30	1	GGB-FXD-240229-17Y-2.000-1.000	---	---	---	10.0000 22/06/2015	---	---	---	---	---
54,567,744	1.00	4.30	Actual/Actual	24/02/2030	18	---	24/02	4.30	1	GGB-FXD-240230-18Y-2.000-1.000	---	---	---	10.0000 22/06/2015	---	---	---	---	---
37,541,515	1.00	4.30	Actual/Actual	24/02/2031	19	---	24/02	4.30	1	GGB-FXD-240231-19Y-2.000-1.000	---	---	---	10.0000 22/06/2015	---	---	---	---	---
37,558,317	1.00	4.30	Actual/Actual	24/02/2032	20	---	24/02	4.30	1	GGB-FXD-240232-20Y-2.000-1.000	---	---	---	10.0000 22/06/2015	---	---	---	---	---
37,473,732	1.00	4.30	Actual/Actual	24/02/2033	21	---	24/02	4.30	1	GGB-FXD-240233-21Y-2.000-1.000	---	---	---	10.0000 22/06/2015	---	---	---	---	---
33,888,293	1.00	4.30	Actual/Actual	24/02/2034	22	---	24/02	4.30	1	GGB-FXD-240234-22Y-2.000-1.000	---	---	---	10.0000 22/06/2015	---	---	---	---	---
35,177,800	1.00	4.30	Actual/Actual	24/02/2035	23	---	24/02	4.30	1	GGB-FXD-240235-23Y-2.000-1.000	---	---	---	10.0000 22/06/2015	---	---	---	---	---
35,547,268	1.00	4.30	Actual/Actual	24/02/2036	24	---	24/02	4.30	1	GGB-FXD-240236-24Y-2.000-1.000	---	---	---	10.0000 22/06/2015	---	---	---	---	---
40,246,306	1.00	4.30	Actual/Actual	24/02/2037	25	---	24/02	4.30	1	GGB-FXD-240237-25Y-2.000-1.000	---	---	---	10.0000 22/06/2015	---	---	---	---	---
37,643,952	1.00	4.30	Actual/Actual	24/02/2038	26	---	24/02	4.30	1	GGB-FXD-240238-26Y-2.000-1.000	---	---	---	10.0000 22/06/2015	---	---	---	---	---
36,977,100	1.00	4.30	Actual/Actual	24/02/2039	27	---	24/02	4.30	1	GGB-FXD-240239-27Y-2.000-1.000	---	---	---	10.0000 22/06/2015	---	---	---	---	---
41,615,000	1.00	4.30	Actual/Actual	24/02/2040	28	---	24/02	4.30	1	GGB-FXD-240240-28Y-2.000-1.000	---	---	---	10.0000 22/06/2015	---	---	---	---	---
42,227,208	1.00	4.30	Actual/Actual	24/02/2041	29	---	24/02	4.30	1	GGB-FXD-240241-29Y-2.000-1.000	---	---	---	10.0000 22/06/2015	---	---	---	---	---
68,288,487	1.00	4.30	Actual/Actual	24/02/2042	30	---	24/02	4.30	1	GGB-FXD-240242-30Y-2.000-1.000	---	---	---	10.0000 22/06/2015	---	---	---	---	---
4,700,000	1,000.00	3.88	Actual/Actual	12/03/2029	10	---	12/03	3.88	1	GGB-FXD-120329-10Y-3.875-1.000	---	---	---	---	---	---	100.0000	B	15/10/2019
5,500,000	1,000.00	1.50	Actual/Actual	18/06/2030	10	---	18/06	1.50	1	GGB-FXD-180630-10Y-1.500-1.000	---	---	---	---	---	---	---	---	---
5,500,000	1,000.00	4.38	Actual/Actual	18/07/2038	15	---	18/07	4.38	1	GGB-FXD-180738-15Y-4.375-1.000	---	---	---	---	---	---	---	---	---
40,000	1,000.00	2.72	FLR Actual/360	18/09/2026	1	---	18/09 - 18/03	---	1	GGB-FLT-180926-01Y-2.717-1.000	---	---	---	---	---	---	---	---	---
4,550,000	1,000.00	3.38	Actual/Actual	16/06/2036	10	---	16/06	3.38	1	GGB-FXD-160636-10Y-3.375-1000.00	---	---	---	---	---	---	---	---	---
5,364,250	1,000.00	3.25	Actual/Actual	20/03/2050	30	---	20/03	3.25	1	GGB-FXD-200350-30Y-3.250-1.000	---	---	---	---	---	---	---	---	---
4,500,000	1,000.00	3.63	Actual/Actual	15/06/2035	10	---	15/06	3.63	1	GGB-FXD-150635-10Y-3.625-1000.00	---	---	---	---	---	---	---	---	---
3,924,361	1,000.00	2.00	Actual/Actual	22/04/2027	7	---	22/04	2.00	1	GGB-FXD-220427-07Y-2.000-1.000	---	---	---	---	---	---	99.9000	B	22/04/2020
2,298,012	1,000.00	1.88	Actual/Actual	23/07/2026	7	---	23/07	1.88	1	GGB-FXD-230726-07Y-1.875-1.000	---	---	---	---	---	---	---	---	---
4,900,000	1,000.00	4.25	Actual/Actual	15/06/2033	10	---	15/06	4.25	1	GGB-FXD-150633-10Y-4.250-1.000	---	---	---	---	---	---	---	---	---

## Government Bonds Notes

Transactions Volume = (Pieces) \* (Nominal Price). Transactions Value = (Pieces) \* (Nominal Price) \* (price %) + (Accrued interest).

The Value of current coupon for the issues with NV 0.01 euro refers to NV 100 euros

FLR: Floating Interest Rate.

[1] - The Expiration Date of the interest bearing period and the Date for coupon payment.

## Government Bonds

Number Listed Bonds	Nominal price	Today's Rate	Accrued Interest Calc	Exp. Date [1]	Duration (years)	Note	Coupons Date	Curr. coupon value	Trading Unit	Government Bonds	Price min	Price max	Closing price	Previous closing price/date	Volume	Transactions Value	Price	Last order Buy / Sell	Date
3,500,000	1,000.00	1.88	Actual/Actual	24/01/2052	30	---	24/01	1.88	1	GGB-FXD-240152-30Y-1.875-1.000	---	---	---	---	---	---	---	---	---
3,700,000	1,000.00	1.75	Actual/Actual	18/06/2032	10	---	18/06	1.75	1	GGB-FXD-180632-10Y-1.750-1.000	---	---	---	---	---	---	---	---	---
2,200,000	1,000.00	1.13	FLR Actual/360	15/12/2027	5	---	- 15/03 - 15/09 -	---	1	GGB-FLT-151227-05Y-1.130-1.000	---	---	---	---	---	---	102.1600	B	30/12/2022

## Government Bonds Notes

Transactions Volume = (Pieces) \* (Nominal Price). Transactions Value = (Pieces) \* (Nominal Price) \* (price %) + (Accrued interest).

The Value of current coupon for the issues with NV 0.01 euro refers to NV 100 euros

FLR: Floating Interest Rate.

[1] - The Expiration Date of the interest bearing period and the Date for coupon payment.

## Treasury Bills &amp; Zero Coupon Government Bonds

Issue Date	13-Week Maturity									26-Week Maturity									52-Week Maturity								
	Exp. Date	Initial Rate	Num Listed Bonds	Nominal price	Issue price	Last Trade Price	Last Trade Date	Volume Traded	Note	Exp. Date	Initial Rate	Num Listed Bonds	Nominal price	Issue price	Last Trade Price	Last Trade Date	Volume Traded	Note	Exp. Date	Initial Rate	Num Listed Bonds	Nominal price	Issue price	Last Trade Price	Last Trade Date	Volume Traded	Note
06/06/2025	---	---	---	---	---	---	---	---	---	---	---	---	---	---	---	---	---	---	06/06/2026	1.84	600,000	1,000.00	981.74	---	---	---	---
05/09/2025	---	---	---	---	---	---	---	---	---	---	---	---	---	---	---	---	---	---	04/09/2026	1.97	600,000	1,000.00	0.00	---	---	---	---
05/12/2025	---	---	---	---	---	---	---	---	---	---	---	---	---	---	---	---	---	---	04/12/2026	2.03	600,000	1,000.00	997.90	---	---	---	---
06/03/2026	---	---	---	---	---	---	---	---	---	---	---	---	---	---	---	---	---	---	05/03/2027	1.97	500,000	1,000.00	980.45	---	---	---	---

Bonds in Circulation	Currency / Min nominal traded Value	Coupons Payment Date	Current Coupon Value	Note	Coupon	Trading Unit	Issue Date	Duration (years)	Today's Interest	A.I.C in days	Bonds	Last price of previous days		Last Outcry in Cash (euro)			Trades in Pieces	Life min	Life Max
												Price	Buy / Sell	Date	Price	Buy / Sell			
<b>Corporate Bonds in Foreign Currency and Euro</b>																			
103,746	GBP / 10	01/12	0.25	---	67	1	01/12/1930	98	2.5	360	National Mortgage Bank	2.27	05/02/1996	2.27	S	05/02/1996	---	2.27	2.27
0	GBP / 10	01/12	0.25	---	69	1	01/12/1928	100	2.5	360	National Mortgage Bank	---	---	---	---	---	---	---	---

## Government Bonds Notes

A.I.C: Accrued Interest Calculation base.

FLR: Floating Interest Rate.

The minimum tradeable Nominal Value for all Demeterialised Government Titles is 100 Euros.

(μτφρ-0)

Underlying Asset				Derivatives Market													
Price max	Price min	Closing price	change	Delivery Month	Open price	Price max	Price min	Last price	Closing price	Last Bid	Last Ask	Fixing price*	Life high	Life low	Trades	Volume	Open Interest
<b>FTSE/Athex Large Cap</b>				(Trade Unit: 1 Index Point x 2E, Cash Settlement)													
5,860.71	5,776.16	5,788.17	-1.24%	May 2026	5,769.00	5,840.00	5,765.00	5,769.75	5,769.75	---	---	---	5,911.00	---	184	868	6,448
				June 2026	5,699.00	5,804.75	5,699.00	5,752.00	5,752.00	---	---	---	5,868.00	---	32	116	272
				July 2026	---	---	---	---	5,883.75	---	---	---	---	---	---	---	---
				September 2026	---	---	---	---	5,904.25	---	---	---	---	---	---	---	---
				December 2026	---	---	---	---	5,934.00	---	---	---	---	---	---	---	---
				March 2027	---	---	---	---	5,963.50	---	---	---	---	---	---	---	---
<b>FTSE/Athex Banks</b>				(Trade Unit: 1 Index Point x 15E, Cash Settlement)													
2,661.36	2,590.51	2,628.17	-0.51%	June 2026	---	---	---	---	2,619.00	---	---	---	2,708.00	---	---	---	3,415
				September 2026	---	---	---	---	2,661.25	---	---	---	---	---	---	---	---
				December 2026	---	---	---	---	2,674.75	---	---	---	---	---	---	---	---
				March 2027	---	---	---	---	2,688.00	---	---	---	---	---	---	---	---
<b>MSCI GREECE REBASED</b>				(Trade Unit: 1 Index Point x 2E, Cash Settlement)													
9,264.45	9,046.20	9,158.67	-0.63%	May 2026	---	---	---	---	9,223.75	---	---	---	9,484.25	---	---	---	---
				June 2026	---	---	---	---	9,179.50	---	---	---	9,252.00	---	---	---	---
				July 2026	---	---	---	---	9,253.00	---	---	---	---	---	---	---	---
				August 2026	---	---	---	---	9,270.75	---	---	---	---	---	---	---	---
				September 2026	---	---	---	---	9,285.25	---	---	---	---	---	---	---	---
				October 2026	---	---	---	---	9,299.50	---	---	---	---	---	---	---	---
				December 2026	---	---	---	---	9,331.75	---	---	---	---	---	---	---	---
				March 2027	---	---	---	---	9,378.25	---	---	---	---	---	---	---	---

Derivatives notes - <https://athens.euronext.com/el/market-data/statistics/eod-closing-prices>

Fixing prices and final open positions can be retrieved from the following path <http://www.athexgroup.gr/en/market-data/statistics/eod-closing-prices>

Underlying Asset				Derivatives Market													
Price max	Price min	Closing price	change	Delivery Month	Open price	Price max	Price min	Last price	Closing price	Last Bid	Last Ask	Fixing price*	Life high	Life low	Trades	Volume	Open Interest
<b>ADMIE (IPTO) HOLDING S.A. (CR)</b>				(Contract Size: 100 Securities, Physical Delivery)													
3.28	3.215	3.26	1.40%	June 2026	3.28	3.29	3.26	3.26	3.26	---	---	---	3.34	---	12	124	8,436
				September 2026	---	---	---	---	3.24	---	---	---	---	---	---	---	---
				December 2026	---	---	---	---	3.26	---	---	---	---	---	---	---	---
				March 2027	---	---	---	---	3.27	---	---	---	---	---	---	---	---
<b>AEGEAN AIRLINES (CR)</b>				(Contract Size: 100 Securities, Physical Delivery)													
11.5	11.2	11.31	-1.65%	June 2026	11.52	11.52	11.39	11.44	11.44	---	---	---	15.15	---	6	24	2,612
				September 2026	---	---	---	---	11.59	---	---	---	---	---	---	---	---
				December 2026	---	---	---	---	11.64	---	---	---	---	---	---	---	---
				March 2027	---	---	---	---	11.70	---	---	---	---	---	---	---	---
<b>AKTOR S.A. HOLDING CO. (CR)</b>				(Contract Size: 100 Securities, Physical Delivery)													
11.32	11.1	11.26	-0.35%	June 2026	11.23	11.28	11.23	11.25	11.25	---	---	---	11.56	---	7	1,167	99,280
				September 2026	---	---	---	---	11.38	---	---	---	---	---	---	---	---
				December 2026	---	---	---	---	11.44	---	---	---	---	---	---	---	---
				March 2027	---	---	---	---	11.50	---	---	---	---	---	---	---	---
<b>Allwyn AG (CR)</b>				(Contract Size: 100 Securities, Physical Delivery)													
12.85	12.3	12.315	-4.05%	June 2026	12.66	12.84	12.35	12.39	12.39	---	---	---	15.54	---	207	756	7,092
				September 2026	---	---	---	---	12.93	---	---	---	---	---	---	---	---
				December 2026	---	---	---	---	13.00	---	---	---	---	---	---	---	---
				March 2027	---	---	---	---	13.06	---	---	---	---	---	---	---	---
<b>ALPHA BANK (CR)</b>				(Contract Size: 100 Securities, Physical Delivery)													
3.778	3.67	3.672	-2.99%	June 2026	3.73	3.78	3.68	3.69	3.69	---	---	---	4.50	---	253	5,375	67,270
				September 2026	---	---	---	---	3.79	---	---	---	3.62	---	---	---	2
				December 2026	---	---	---	---	3.83	---	---	---	---	---	---	---	---
				March 2027	---	---	---	---	3.85	---	---	---	---	---	---	---	---
<b>ATHENS INTL AIRPORT (CR)</b>				(Contract Size: 100 Securities, Physical Delivery)													
10.35	10.11	10.14	-1.55%	June 2026	10.20	10.20	10.20	10.20	10.20	---	---	---	11.47	---	2	6	287
				September 2026	---	---	---	---	10.38	---	---	---	---	---	---	---	---
				December 2026	---	---	---	---	10.43	---	---	---	---	---	---	---	---
				March 2027	---	---	---	---	10.48	---	---	---	---	---	---	---	---
<b>AUTOHELLAS SA (CR)</b>				(Contract Size: 100 Securities, Physical Delivery)													
11.04	10.82	10.82	-1.64%	June 2026	---	---	---	---	10.31	---	---	---	11.60	---	---	---	123
				September 2026	---	---	---	---	11.08	---	---	---	---	---	---	---	---
				December 2026	---	---	---	---	11.14	---	---	---	---	---	---	---	---
				March 2027	---	---	---	---	11.19	---	---	---	---	---	---	---	---

Derivatives notes - <https://athens.euronext.com/el/market-data/statistics/eod-closing-prices>

Fixing prices and final open positions can be retrieved from the following path <http://www.athexgroup.gr/en/market-data/statistics/eod-closing-prices>

Underlying Asset				Derivatives Market													
Price max	Price min	Closing price	change	Delivery Month	Open price	Price max	Price min	Last price	Closing price	Last Bid	Last Ask	Fixing price*	Life high	Life low	Trades	Volume	Open Interest
<b>AVAX S.A. (CR)</b>				(Contract Size: 100 Securities, Physical Delivery)													
3.555	3.45	3.53	0.28%	June 2026	3.51	3.55	3.48	3.55	3.55	---	---	---	3.57	---	35	412	2,351
				September 2026	---	---	---	---	3.55	---	---	---	---	---	---	---	---
				December 2026	---	---	---	---	3.56	---	---	---	---	---	---	---	---
				March 2027	---	---	---	---	3.58	---	---	---	---	---	---	---	---
<b>BALLY'S INTRALOT (CR)</b>				(Contract Size: 100 Securities, Physical Delivery)													
1.139	1.12	1.13	-0.79%	June 2026	1.14	1.14	1.11	1.13	1.13	---	---	---	1.16	---	44	14,233	1,317,939
				September 2026	---	---	---	---	1.15	---	---	---	---	---	---	---	---
				December 2026	---	---	---	---	1.15	---	---	---	---	---	---	---	---
				March 2027	---	---	---	---	1.16	---	---	---	---	---	---	---	---
<b>BANK OF CYPRUS (CR)</b>				(Contract Size: 100 Securities, Physical Delivery)													
9.965	9.8	9.8	-1.56%	June 2026	9.50	9.50	9.50	9.50	9.50	---	---	---	9.53	---	3	10	754
				September 2026	---	---	---	---	10.03	---	---	---	---	---	---	---	---
				December 2026	---	---	---	---	10.08	---	---	---	---	---	---	---	---
				March 2027	---	---	---	---	10.13	---	---	---	---	---	---	---	---
<b>CC HBC AG (CR)</b>				(Contract Size: 100 Securities, Physical Delivery)													
50.2	49.15	49.3	-2.76%	June 2026	49.22	49.22	48.17	48.45	48.45	---	---	---	52.01	---	15	36	376
				September 2026	---	---	---	---	51.08	---	---	---	---	---	---	---	---
				December 2026	---	---	---	---	51.33	---	---	---	---	---	---	---	---
				March 2027	---	---	---	---	51.59	---	---	---	---	---	---	---	---
<b>CENERGY HOLDINGS (CB)</b>				(Contract Size: 100 Securities, Physical Delivery)													
25.12	24.5	24.54	-2.23%	June 2026	24.74	25.07	24.54	24.54	24.54	---	---	---	25.24	---	27	151	3,673
				September 2026	---	---	---	---	25.29	---	---	---	---	---	---	---	---
				December 2026	---	---	---	---	25.41	---	---	---	---	---	---	---	---
				March 2027	---	---	---	---	25.54	---	---	---	---	---	---	---	---
<b>CrediaBank (CR)</b>				(Contract Size: 100 Securities, Physical Delivery)													
1.308	1.272	1.272	-2.15%	June 2026	1.29	1.32	1.28	1.28	1.28	---	---	---	1.38	---	572	3,992	88,666
				September 2026	---	---	---	---	1.34	---	---	---	1.35	---	---	---	104
				December 2026	---	---	---	---	1.32	---	---	---	---	---	---	---	---
				March 2027	---	---	---	---	1.32	---	---	---	---	---	---	---	---
<b>ELLAKTOR (CR)</b>				(Contract Size: 100 Securities, Physical Delivery)													
1.47	1.356	1.45	6.77%	June 2026	1.32	1.44	1.32	1.40	1.40	---	---	---	1.44	---	32	191	1,654
				September 2026	---	---	---	---	1.37	---	---	---	---	---	---	---	---
				December 2026	---	---	---	---	1.37	---	---	---	---	---	---	---	---
				March 2027	---	---	---	---	1.38	---	---	---	---	---	---	---	---

Derivatives notes - <https://athens.euronext.com/el/market-data/statistics/eod-closing-prices>

Fixing prices and final open positions can be retrieved from the following path <http://www.athexgroup.gr/en/market-data/statistics/eod-closing-prices>

Underlying Asset				Derivatives Market													
Price max	Price min	Closing price	change	Delivery Month	Open price	Price max	Price min	Last price	Closing price	Last Bid	Last Ask	Fixing price*	Life high	Life low	Trades	Volume	Open Interest
<b>ELVALHALCOR (CR)</b>																	
(Contract Size: 100 Securities, Physical Delivery)																	
4.75	4.52	4.72	2.61%	June 2026	4.62	4.75	4.56	4.75	4.75	---	---	---	4.77	---	53	235	3,721
---	---	---	---	September 2026	---	---	---	---	4.63	---	---	---	---	---	---	---	---
---	---	---	---	December 2026	---	---	---	---	4.66	---	---	---	---	---	---	---	---
---	---	---	---	March 2027	---	---	---	---	4.68	---	---	---	---	---	---	---	---
<b>EUROBANK (CR)</b>																	
(Contract Size: 100 Securities, Physical Delivery)																	
3.995	3.859	3.99	1.53%	June 2026	3.81	3.94	3.81	3.92	3.92	---	---	---	4.07	---	102	2,009	36,882
---	---	---	---	September 2026	---	---	---	---	3.96	---	---	---	---	---	---	---	---
---	---	---	---	December 2026	---	---	---	---	3.98	---	---	---	---	---	---	---	---
---	---	---	---	March 2027	---	---	---	---	4.00	---	---	---	---	---	---	---	---
<b>EURONEXT ATHENS (CR)</b>																	
(Contract Size: 100 Securities, Physical Delivery)																	
7	6.9	6.95	-1.28%	June 2026	6.90	6.90	6.90	6.90	6.90	---	---	---	7.41	---	1	1	351
---	---	---	---	September 2026	---	---	---	---	7.09	---	---	---	---	---	---	---	---
---	---	---	---	December 2026	---	---	---	---	7.13	---	---	---	---	---	---	---	---
---	---	---	---	March 2027	---	---	---	---	7.16	---	---	---	---	---	---	---	---
<b>EYDAP S.A. (CR)</b>																	
(Contract Size: 100 Securities, Physical Delivery)																	
10.06	9.7	9.87	-0.80%	June 2026	9.98	9.99	9.74	9.93	9.93	---	---	---	10.37	---	21	124	13,492
---	---	---	---	September 2026	---	---	---	---	10.02	---	---	---	---	---	---	---	---
---	---	---	---	December 2026	---	---	---	---	10.07	---	---	---	---	---	---	---	---
---	---	---	---	March 2027	---	---	---	---	10.12	---	---	---	---	---	---	---	---
<b>FOURLIS (CR)</b>																	
(Contract Size: 100 Securities, Physical Delivery)																	
4.82	4.68	4.76	-0.83%	June 2026	4.78	4.78	4.70	4.76	4.76	---	---	---	4.94	---	10	39	3,048
---	---	---	---	September 2026	---	---	---	---	4.84	---	---	---	---	---	---	---	---
---	---	---	---	December 2026	---	---	---	---	4.86	---	---	---	---	---	---	---	---
---	---	---	---	March 2027	---	---	---	---	4.88	---	---	---	---	---	---	---	---
<b>GEK TERNA (CR)</b>																	
(Contract Size: 100 Securities, Physical Delivery)																	
43.44	42.96	43.08	-0.28%	June 2026	43.26	43.58	43.06	43.10	43.10	---	---	---	43.58	---	9	37	4,990
---	---	---	---	September 2026	---	---	---	---	43.52	---	---	---	---	---	---	---	---
---	---	---	---	December 2026	---	---	---	---	43.74	---	---	---	---	---	---	---	---
---	---	---	---	March 2027	---	---	---	---	43.96	---	---	---	---	---	---	---	---
<b>HELLENiQ ENERGY (CR)</b>																	
(Contract Size: 100 Securities, Physical Delivery)																	
9.99	9.43	9.43	-4.31%	June 2026	9.92	9.92	9.63	9.63	9.63	---	---	---	10.55	---	15	50	3,991
---	---	---	---	September 2026	---	---	---	---	9.93	---	---	---	---	---	---	---	---
---	---	---	---	December 2026	---	---	---	---	9.98	---	---	---	---	---	---	---	---
---	---	---	---	March 2027	---	---	---	---	10.03	---	---	---	---	---	---	---	---

Derivatives notes - <https://athens.euronext.com/el/market-data/statistics/eod-closing-prices>

Fixing prices and final open positions can be retrieved from the following path <http://www.athexgroup.gr/en/market-data/statistics/eod-closing-prices>

Underlying Asset				Derivatives Market													
Price max	Price min	Closing price	change	Delivery Month	Open price	Price max	Price min	Last price	Closing price	Last Bid	Last Ask	Fixing price*	Life high	Life low	Trades	Volume	Open Interest
<b>INTRACOM HOLDINGS (CR)</b>																	
(Contract Size: 100 Securities, Physical Delivery)																	
3.57	3.5	3.555	0.00%	June 2026	3.59	3.59	3.52	3.56	3.56	---	---	---	3.65	---	29	122	13,980
				September 2026	3.56	3.56	3.56	3.56	3.56	---	---	---	3.58	---	1	20	60
				December 2026	---	---	---	---	3.60	---	---	---	---	---	---	---	---
				March 2027	---	---	---	---	3.62	---	---	---	---	---	---	---	---
<b>JUMBO SA (CR)</b>																	
(Contract Size: 100 Securities, Physical Delivery)																	
22.7	22	22	-3.08%	June 2026	22.70	22.70	22.07	22.07	22.07	---	---	---	25.68	---	66	279	5,021
				September 2026	---	---	---	---	22.87	---	---	---	---	---	---	---	---
				December 2026	---	---	---	---	22.98	---	---	---	---	---	---	---	---
				March 2027	---	---	---	---	23.10	---	---	---	---	---	---	---	---
<b>LAMDA DEVELOPMENT SA (CR)</b>																	
(Contract Size: 100 Securities, Physical Delivery)																	
6.205	6.1	6.1	-1.77%	June 2026	6.20	6.23	6.13	6.13	6.13	---	---	---	7.09	---	58	502	24,478
				September 2026	---	---	---	---	6.26	---	---	---	---	---	---	---	---
				December 2026	---	---	---	---	6.29	---	---	---	---	---	---	---	---
				March 2027	---	---	---	---	6.32	---	---	---	---	---	---	---	---
<b>METLEN PLC (CR)</b>																	
(Contract Size: 100 Securities, Physical Delivery)																	
37.98	37.02	37.06	-2.42%	June 2026	37.90	37.90	36.91	36.91	36.91	---	---	---	47.90	---	131	424	15,357
				September 2026	37.90	37.90	37.35	37.35	37.35	---	---	---	39.09	---	4	4	68
				December 2026	---	---	---	---	38.45	---	---	---	---	---	---	---	---
				March 2027	---	---	---	---	38.65	---	---	---	---	---	---	---	---
<b>MIG (CR)</b>																	
(Contract Size: 100 Securities, Physical Delivery)																	
3.31	3.21	3.28	-1.21%	June 2026	---	---	---	---	3.39	---	---	---	3.43	---	---	---	153
				September 2026	---	---	---	---	3.34	---	---	---	---	---	---	---	---
				December 2026	---	---	---	---	3.36	---	---	---	---	---	---	---	---
				March 2027	---	---	---	---	3.38	---	---	---	---	---	---	---	---
<b>MOTOR OIL (CR)</b>																	
(Contract Size: 100 Securities, Physical Delivery)																	
37.7	35.84	36.2	-2.79%	June 2026	37.24	37.24	35.82	36.21	36.21	---	---	---	39.97	---	24	42	336
				September 2026	---	---	---	---	37.52	---	---	---	---	---	---	---	---
				December 2026	---	---	---	---	37.71	---	---	---	---	---	---	---	---
				March 2027	---	---	---	---	37.89	---	---	---	---	---	---	---	---
<b>NATIONAL BANK (CR)</b>																	
(Contract Size: 100 Securities, Physical Delivery)																	
14.54	14	14.285	0.25%	June 2026	13.80	14.32	13.77	13.98	13.98	---	---	---	15.76	---	123	1,109	15,833
				September 2026	---	---	---	---	14.36	---	---	---	---	---	---	---	---
				December 2026	---	---	---	---	14.43	---	---	---	---	---	---	---	---
				March 2027	---	---	---	---	14.50	---	---	---	---	---	---	---	---

Derivatives notes - <https://athens.euronext.com/el/market-data/statistics/eod-closing-prices>

Fixing prices and final open positions can be retrieved from the following path <http://www.athexgroup.gr/en/market-data/statistics/eod-closing-prices>

Underlying Asset				Derivatives Market													
Price max	Price min	Closing price	change	Delivery Month	Open price	Price max	Price min	Last price	Closing price	Last Bid	Last Ask	Fixing price*	Life high	Life low	Trades	Volume	Open Interest
<b>OPTIMA BANK (CR)</b>				(Contract Size: 100 Securities, Physical Delivery)													
9.225	8.97	9.095	-0.11%	June 2026	9.13	9.13	9.13	9.13	9.13	---	---	---	9.59	---	2	10	511
				September 2026	---	---	---	---	9.17	---	---	---	---	---	---	---	---
				December 2026	---	---	---	---	9.22	---	---	---	---	---	---	---	---
				March 2027	---	---	---	---	9.26	---	---	---	---	---	---	---	---
<b>OTE (CR)</b>				(Contract Size: 100 Securities, Physical Delivery)													
18.21	17.9	18.13	-0.93%	June 2026	18.03	18.11	18.02	18.11	18.11	---	---	---	18.73	---	13	57	888
				September 2026	---	---	---	---	18.44	---	---	---	---	---	---	---	---
				December 2026	---	---	---	---	18.53	---	---	---	---	---	---	---	---
				March 2027	---	---	---	---	18.62	---	---	---	---	---	---	---	---
<b>P.P.A. S.A. (CR)</b>				(Contract Size: 100 Securities, Physical Delivery)													
37.45	36.75	37	0.27%	June 2026	37.04	37.04	37.04	37.04	37.04	---	---	---	39.11	---	1	1	43
				September 2026	---	---	---	---	37.17	---	---	---	---	---	---	---	---
				December 2026	---	---	---	---	37.36	---	---	---	---	---	---	---	---
				March 2027	---	---	---	---	37.55	---	---	---	---	---	---	---	---
<b>PIRAEUS BANK (CR)</b>				(Contract Size: 100 Securities, Physical Delivery)													
8.678	8.43	8.542	-1.59%	June 2026	8.58	8.69	8.47	8.54	8.54	---	---	---	8.90	---	134	1,322	47,782
				September 2026	---	---	---	---	8.74	---	---	---	---	---	---	---	---
				December 2026	---	---	---	---	8.79	---	---	---	---	---	---	---	---
				March 2027	---	---	---	---	8.83	---	---	---	---	---	---	---	---
<b>PPC (CR)</b>				(Contract Size: 100 Securities, Physical Delivery)													
19.74	18.63	19.1	1.33%	June 2026	18.60	19.46	18.60	19.00	19.00	---	---	---	20.10	---	239	1,358	16,700
				September 2026	---	---	---	---	18.51	---	---	---	18.63	---	---	---	30
				December 2026	---	---	---	---	19.09	---	---	---	---	---	---	---	---
				March 2027	---	---	---	---	19.18	---	---	---	---	---	---	---	---
<b>QUEST HOLDINGS (CR)</b>				(Contract Size: 100 Securities, Physical Delivery)													
7.1	6.96	6.98	-1.55%	June 2026	6.93	6.93	6.93	6.93	6.93	---	---	---	7.01	---	1	5	231
				September 2026	---	---	---	---	7.14	---	---	---	---	---	---	---	---
				December 2026	---	---	---	---	7.18	---	---	---	---	---	---	---	---
				March 2027	---	---	---	---	7.21	---	---	---	---	---	---	---	---
<b>TITAN (CB)</b>				(Contract Size: 100 Securities, Physical Delivery)													
51.2	50	50.75	-0.30%	June 2026	50.80	51.27	50.20	50.69	50.69	---	---	---	52.30	---	10	30	373
				September 2026	---	---	---	---	51.28	---	---	---	---	---	---	---	---
				December 2026	---	---	---	---	51.54	---	---	---	---	---	---	---	---
				March 2027	---	---	---	---	51.79	---	---	---	---	---	---	---	---

Derivatives notes - <https://athens.euronext.com/el/market-data/statistics/eod-closing-prices>

Fixing prices and final open positions can be retrieved from the following path <http://www.athexgroup.gr/en/market-data/statistics/eod-closing-prices>

Underlying Asset				Derivatives Market													
Price max	Price min	Closing price	change	Delivery Month	Open price	Price max	Price min	Last price	Closing price	Last Bid	Last Ask	Fixing price*	Life high	Life low	Trades	Volume	Open Interest
VIOHALCO SA/NV (CB)				(Contract Size: 100 Securities, Physical Delivery)													
18	17.54	17.54	-2.01%	June 2026	17.93	18.00	17.59	17.59	17.59	---	---	---	18.00	---	65	164	2,243
				September 2026	---	---	---	---	18.03	---	---	---	---	---	---	---	---
				December 2026	---	---	---	---	18.12	---	---	---	---	---	---	---	---
				March 2027	---	---	---	---	18.21	---	---	---	---	---	---	---	---

Derivatives notes - <https://athens.euronext.com/el/market-data/statistics/eod-closing-prices>

Fixing prices and final open positions can be retrieved from the following path <http://www.athexgroup.gr/en/market-data/statistics/eod-closing-prices>

FTSE/Athex Large Cap

(Trade Unit: 1 Index Point x 2€ - Exercise Style: European, Cash Settlement)

Exercise Price	Call Options														Put Options																		
	May 2026							June 2026							Other Months		May 2026							June 2026							Other Months		Exercise Price
	Open price	Price max	Price min	Last price	Closing price	Volume	Open Interest	Open price	Price max	Price min	Last price	Closing price	Volume	Open Interest	Volume	Open Interest	Open price	Price max	Price min	Last price	Closing price	Volume	Open Interest	Open price	Price max	Price min	Last price	Closing price	Volume	Open Interest	Volume	Open Interest	
4,000	-	-	-	-	-	-	-	0.00	0.00	0.00	-	1,817.00	-	-	-	-	-	-	-	-	-	-	-	-	-	-	-	-	-	-	-	4,000	
4,100	-	-	-	-	-	-	-	0.00	0.00	0.00	-	1,717.00	-	-	-	-	-	-	-	-	-	-	-	-	-	-	-	-	-	-	-	4,100	
4,200	-	-	-	-	-	-	-	0.00	0.00	0.00	-	1,617.00	-	-	-	-	-	-	-	-	-	-	-	-	-	-	-	-	-	-	-	4,200	
4,300	-	-	-	-	-	-	-	0.00	0.00	0.00	-	1,518.00	-	-	-	-	-	-	-	-	-	-	-	-	-	-	-	-	-	-	-	4,300	
4,400	-	-	-	-	-	-	-	0.00	0.00	0.00	-	1,418.00	-	-	-	-	-	-	-	-	-	-	-	-	-	-	-	-	-	-	-	4,400	
4,450	-	-	-	-	-	-	-	0.00	0.00	0.00	-	1,368.00	-	-	-	-	-	-	-	-	-	-	-	-	-	-	-	-	-	-	-	4,450	
4,500	-	-	-	-	-	-	-	0.00	0.00	0.00	-	1,318.00	-	-	-	-	-	-	-	-	-	-	-	-	-	-	-	-	-	-	-	4,500	
4,550	-	-	-	-	-	-	-	0.00	0.00	0.00	-	1,269.00	-	-	-	-	-	-	-	-	-	-	-	-	-	-	-	-	-	-	-	4,550	
4,600	0.00	0.00	0.00	-	1,243.00	-	-	0.00	0.00	0.00	-	1,219.00	-	-	-	-	-	-	-	-	-	-	-	-	-	-	-	-	-	-	-	4,600	
4,650	0.00	0.00	0.00	-	1,193.00	-	-	0.00	0.00	0.00	-	1,169.00	-	-	-	-	-	-	-	-	-	-	-	-	-	-	-	-	-	-	-	4,650	
4,700	0.00	0.00	0.00	-	1,143.00	-	-	0.00	0.00	0.00	-	1,120.00	-	-	-	-	-	-	-	-	-	-	-	-	-	-	-	-	-	-	-	4,700	
4,750	0.00	0.00	0.00	-	1,093.00	-	-	0.00	0.00	0.00	-	1,070.00	-	-	-	-	-	-	-	-	-	-	-	-	-	-	-	-	-	-	-	4,750	
4,800	0.00	0.00	0.00	-	1,043.00	-	-	0.00	0.00	0.00	-	1,021.00	-	-	-	-	-	-	-	-	-	-	-	-	-	-	-	-	-	-	-	4,800	
4,850	0.00	0.00	0.00	-	993.00	-	-	0.00	0.00	0.00	-	972.00	-	-	-	-	-	-	-	-	-	-	-	-	-	-	-	-	-	-	-	4,850	
4,900	0.00	0.00	0.00	-	943.00	-	-	0.00	0.00	0.00	-	923.00	-	-	-	-	-	-	-	-	-	-	-	-	-	-	-	-	-	-	-	4,900	
4,950	0.00	0.00	0.00	-	893.00	-	-	0.00	0.00	0.00	-	875.00	-	-	-	-	-	-	-	-	-	-	-	-	-	-	-	-	-	-	-	4,950	
5,000	0.00	0.00	0.00	-	843.00	-	-	0.00	0.00	0.00	-	827.00	-	-	-	-	-	-	-	-	-	-	-	-	-	-	-	-	-	-	-	5,000	
5,050	0.00	0.00	0.00	-	793.00	-	33	0.00	0.00	0.00	-	780.00	-	-	-	-	-	-	-	-	-	-	-	-	-	-	-	-	-	-	-	5,050	
5,100	0.00	0.00	0.00	-	743.00	-	50	0.00	0.00	0.00	-	733.00	-	-	-	-	-	-	-	-	-	-	-	-	-	-	-	-	-	-	-	5,100	
5,150	0.00	0.00	0.00	-	693.00	-	51	0.00	0.00	0.00	-	687.00	-	-	-	-	-	-	-	-	-	-	-	-	-	-	-	-	-	-	-	5,150	
5,200	0.00	0.00	0.00	-	644.00	-	45	0.00	0.00	0.00	-	642.00	-	-	-	-	-	-	-	-	-	-	-	-	-	-	-	-	-	-	-	5,200	
5,250	0.00	0.00	0.00	-	594.00	-	32	0.00	0.00	0.00	-	598.00	-	-	-	-	-	-	-	-	-	-	-	-	-	-	-	-	-	-	-	5,250	
5,300	0.00	0.00	0.00	-	544.00	-	30	0.00	0.00	0.00	-	555.00	-	-	-	-	-	-	-	-	-	-	-	-	-	-	-	-	-	-	-	5,300	
5,350	0.00	0.00	0.00	-	495.00	-	30	0.00	0.00	0.00	-	514.00	-	-	-	-	-	-	-	-	-	-	-	-	-	-	-	-	-	-	-	5,350	
5,400	0.00	0.00	0.00	-	446.00	-	30	0.00	0.00	0.00	-	473.00	-	-	-	-	-	-	-	-	-	-	-	-	-	-	-	-	-	-	-	5,400	
5,450	0.00	0.00	0.00	-	397.00	-	30	0.00	0.00	0.00	-	435.00	-	-	-	-	-	-	-	-	-	-	-	-	-	-	-	-	-	-	-	5,450	
5,500	0.00	0.00	0.00	-	350.00	-	60	0.00	0.00	0.00	-	397.00	-	30	-	-	-	-	-	-	-	-	-	-	-	-	-	-	-	-	-	5,500	
5,550	0.00	0.00	0.00	-	304.00	-	30	0.00	0.00	0.00	-	362.00	-	133	-	-	-	-	-	-	-	-	-	-	-	-	-	-	-	-	-	5,550	
5,600	0.00	0.00	0.00	-	260.00	-	60	0.00	0.00	0.00	-	328.00	-	-	-	-	-	-	-	-	-	-	-	-	-	-	-	-	-	-	-	5,600	
5,650	0.00	0.00	0.00	-	219.00	-	97	0.00	0.00	0.00	-	297.00	-	36	-	-	-	-	-	-	-	-	-	-	-	-	-	-	-	-	-	5,650	
5,700	119.00	119.00	119.00	119.00	119.00	1	65	0.00	0.00	0.00	-	267.00	-	35	-	-	-	-	-	-	-	-	-	-	-	-	-	-	-	-	-	5,700	
5,750	0.00	0.00	0.00	-	146.00	-	62	226.00	226.00	201.00	201.00	201.00	92	31	-	-	-	-	-	-	-	-	-	-	-	-	-	-	-	-	-	5,750	
5,800	0.00	0.00	0.00	-	116.00	-	105	0.00	0.00	0.00	-	213.00	-	30	-	-	-	-	-	-	-	-	-	-	-	-	-	-	-	-	-	5,800	
5,850	81.50	81.50	55.00	55.00	55.00	31	221	171.00	171.00	171.00	171.00	171.00	30	-	-	-	-	-	-	-	-	-	-	-	-	-	-	-	-	-	5,850		
5,900	50.00	50.00	50.00	50.00	50.00	30	54	0.00	0.00	0.00	-	167.00	-	10	-	-	-	-	-	-	-	-	-	-	-	-	-	-	-	-	-	5,900	
5,950	0.00	0.00	0.00	-	49.75	-	28	0.00	0.00	0.00	-	147.00	-	15	-	-	-	-	-	-	-	-	-	-	-	-	-	-	-	-	-	5,950	

## FTSE/Athex Large Cap

(Trade Unit: 1 Index Point x 2€ - Exercise Style: European, Cash Settlement)

Call Options														Put Options																			
Exercise Price	May 2026							June 2026							Other Months		May 2026							June 2026							Other Months		Exercise Price
	Open price	Price max	Price min	Last price	Closing price	Volume	Open Interest	Open price	Price max	Price min	Last price	Closing price	Volume	Open Interest	Volume	Open Interest	Open price	Price max	Price min	Last price	Closing price	Volume	Open Interest	Open price	Price max	Price min	Last price	Closing price	Volume	Open Interest	Volume	Open Interest	
6,000	0.00	0.00	0.00	-	35.75	-	16	0.00	0.00	0.00	-	129.00	-	-		0.00	0.00	0.00	-	192.00	-	-	0.00	0.00	0.00	-	307.00	-	-		6,000		
6,050	0.00	0.00	0.00	-	25.00	-	10	0.00	0.00	0.00	-	112.00	-	5		0.00	0.00	0.00	-	231.00	-	-	0.00	0.00	0.00	-	341.00	-	-		6,050		
6,100	0.00	0.00	0.00	-	17.00	-	-	0.00	0.00	0.00	-	97.50	-	-		0.00	0.00	0.00	-	273.00	-	-	0.00	0.00	0.00	-	376.00	-	-		6,100		
6,150	0.00	0.00	0.00	-	11.25	-	-	0.00	0.00	0.00	-	84.00	-	-		0.00	0.00	0.00	-	317.00	-	-	0.00	0.00	0.00	-	412.00	-	-		6,150		
6,200	0.00	0.00	0.00	-	7.20	-	-	0.00	0.00	0.00	-	72.50	-	-		0.00	0.00	0.00	-	363.00	-	-	0.00	0.00	0.00	-	450.00	-	-		6,200		
6,250	0.00	0.00	0.00	-	4.50	-	-	0.00	0.00	0.00	-	62.00	-	-		0.00	0.00	0.00	-	411.00	-	-	0.00	0.00	0.00	-	490.00	-	-		6,250		
6,300	0.00	0.00	0.00	-	2.70	-	-	0.00	0.00	0.00	-	53.00	-	-		0.00	0.00	0.00	-	459.00	-	-	0.00	0.00	0.00	-	530.00	-	-		6,300		
6,350	0.00	0.00	0.00	-	1.60	-	-	0.00	0.00	0.00	-	44.75	-	-		0.00	0.00	0.00	-	508.00	-	-	0.00	0.00	0.00	-	572.00	-	-		6,350		
6,400	0.00	0.00	0.00	-	0.92	-	-	0.00	0.00	0.00	-	37.75	-	-		0.00	0.00	0.00	-	557.00	-	-	0.00	0.00	0.00	-	615.00	-	-		6,400		
6,450	-	-	-	-	-	-	-	0.00	0.00	0.00	-	31.75	-	-		-	-	-	-	-	-	-	0.00	0.00	0.00	-	659.00	-	-		6,450		
6,500	-	-	-	-	-	-	-	0.00	0.00	0.00	-	26.50	-	-		-	-	-	-	-	-	-	0.00	0.00	0.00	-	704.00	-	-		6,500		
6,550	-	-	-	-	-	-	-	0.00	0.00	0.00	-	22.25	-	-		-	-	-	-	-	-	-	0.00	0.00	0.00	-	749.00	-	-		6,550		
6,600	-	-	-	-	-	-	-	0.00	0.00	0.00	-	18.50	-	-		-	-	-	-	-	-	-	0.00	0.00	0.00	-	795.00	-	-		6,600		
6,650	-	-	-	-	-	-	-	0.00	0.00	0.00	-	15.25	-	-		-	-	-	-	-	-	-	0.00	0.00	0.00	-	842.00	-	-		6,650		
Totals:						62	1,139					122	325	0	0					40	1,464					120	517	0	0				
Number of Trades:						4						5		0						8						4		0					

Allwyn AG (CR)

(Contract Size: 100 Securities, Exercise Style: American, Physical Delivery)

Call Options																Put Options																		
Exercise Price	May 2026						June 2026						Other Months		May 2026						June 2026						Other Months		Exercise Price					
	Open price	Price max	Price min	Last price	Closing price	Volume	Open Interest	Open price	Price max	Price min	Last price	Closing price	Volume	Open Interest	Volume	Open Interest	Open price	Price max	Price min	Last price	Closing price	Volume	Open Interest	Open price	Price max	Price min	Last price	Closing price		Volume	Open Interest	Volume	Open Interest	
8.500	0.000	0.000	0.000	4.34	-	-	0.000	0.000	0.000	4.36	-	-	0.000	0.000	0.000	0.000	0.000	0.000	0.001	-	-	0.000	0.000	0.000	0.001	-	-	0.000	0.000	0.000	0.001	-	-	0.085
8.750	0.000	0.000	0.000	4.09	-	-	0.000	0.000	0.000	4.11	-	-	0.000	0.000	0.000	0.001	-	-	0.000	0.000	0.000	0.002	-	-	0.000	0.000	0.000	0.002	-	-	0.088			
9.000	0.000	0.000	0.000	3.84	-	-	0.000	0.000	0.000	3.86	-	-	0.000	0.000	0.000	0.001	-	-	0.000	0.000	0.000	0.001	-	-	0.000	0.000	0.000	0.001	-	-	0.090			
9.250	0.000	0.000	0.000	3.59	-	-	0.000	0.000	0.000	3.61	-	-	0.000	0.000	0.000	0.002	-	-	0.000	0.000	0.000	0.001	-	-	0.000	0.000	0.000	0.001	-	-	0.093			
9.500	0.000	0.000	0.000	3.34	-	-	0.000	0.000	0.000	3.36	-	-	0.000	0.000	0.000	0.004	-	-	0.000	0.000	0.000	0.002	-	-	0.000	0.000	0.000	0.002	-	-	0.095			
9.750	0.000	0.000	0.000	3.09	-	-	0.000	0.000	0.000	3.12	-	-	0.000	0.000	0.000	0.007	-	-	0.000	0.000	0.000	0.004	-	-	0.000	0.000	0.000	0.004	-	-	0.098			
10.000	0.000	0.000	0.000	2.84	-	-	0.000	0.000	0.000	2.87	-	-	0.000	0.000	0.000	0.001	-	-	0.000	0.000	0.000	0.008	-	-	0.000	0.000	0.000	0.008	-	-	0.100			
10.500	0.000	0.000	0.000	2.34	-	-	0.000	0.000	0.000	2.39	-	-	0.000	0.000	0.000	0.008	-	-	0.000	0.000	0.000	0.024	-	-	0.000	0.000	0.000	0.024	-	-	0.105			
11.000	0.000	0.000	0.000	1.85	-	-	0.000	0.000	0.000	1.93	-	-	0.000	0.000	0.000	0.001	-	-	0.000	0.000	0.000	0.064	-	-	0.000	0.000	0.000	0.064	-	-	0.110			
11.500	0.000	0.000	0.000	1.35	-	-	0.000	0.000	0.000	1.50	-	-	0.000	0.000	0.000	0.004	-	-	0.000	0.000	0.000	0.136	-	-	0.000	0.000	0.000	0.136	-	-	0.115			
12.000	0.000	0.000	0.000	0.876	-	-	0.000	0.000	0.000	1.12	-	-	0.000	0.000	0.000	0.031	-	15	0.000	0.000	0.000	0.254	-	-	0.000	0.000	0.000	0.254	-	-	0.120			
12.500	0.000	0.000	0.000	0.475	-	-	0.000	0.000	0.000	0.807	-	-	0.000	0.000	0.000	0.130	-	-	0.000	0.000	0.000	0.439	-	-	0.000	0.000	0.000	0.439	-	-	0.125			
13.000	0.000	0.000	0.000	0.202	-	-	0.000	0.000	0.000	0.556	-	-	0.000	0.000	0.000	0.357	-	-	0.000	0.000	0.000	0.687	-	-	0.000	0.000	0.000	0.687	-	-	0.130			
13.500	0.000	0.000	0.000	0.065	-	30	0.000	0.000	0.000	0.366	-	-	0.000	0.000	0.000	0.720	-	5	0.000	0.000	0.000	0.997	-	-	0.000	0.000	0.000	0.997	-	-	0.135			
14.000	0.000	0.000	0.000	0.015	-	15	0.000	0.000	0.000	0.230	-	-	0.000	0.000	0.000	1.17	-	25	0.000	0.000	0.000	1.36	-	-	0.000	0.000	0.000	1.36	-	-	0.140			
14.500	0.000	0.000	0.000	0.002	-	30	0.000	0.000	0.000	0.138	-	-	0.000	0.000	0.000	1.66	-	15	0.000	0.000	0.000	1.77	-	-	0.000	0.000	0.000	1.77	-	-	0.145			
15.000	0.000	0.000	0.000	0.001	-	30	0.000	0.000	0.000	0.079	-	-	0.000	0.000	0.000	2.16	-	-	0.000	0.000	0.000	2.22	-	-	0.000	0.000	0.000	2.22	-	-	0.150			
15.500	0.000	0.000	0.000	0.001	-	-	0.000	0.000	0.000	0.044	-	-	0.000	0.000	0.000	2.66	-	-	0.000	0.000	0.000	2.68	-	-	0.000	0.000	0.000	2.68	-	-	0.155			
16.000	0.000	0.000	0.000	0.002	-	-	0.000	0.000	0.000	0.023	-	-	0.000	0.000	0.000	3.16	-	-	0.000	0.000	0.000	3.17	-	-	0.000	0.000	0.000	3.17	-	-	0.160			
16.500	0.000	0.000	0.000	0.001	-	-	0.000	0.000	0.000	0.012	-	-	0.000	0.000	0.000	3.66	-	-	0.000	0.000	0.000	3.66	-	-	0.000	0.000	0.000	3.66	-	-	0.165			
17.000	0.000	0.000	0.000	0.001	-	-	0.000	0.000	0.000	0.006	-	-	0.000	0.000	0.000	4.16	-	-	0.000	0.000	0.000	4.16	-	-	0.000	0.000	0.000	4.16	-	-	0.170			
17.500	0.000	0.000	0.000	0.001	-	-	0.000	0.000	0.000	0.003	-	-	0.000	0.000	0.000	4.66	-	-	0.000	0.000	0.000	4.66	-	-	0.000	0.000	0.000	4.66	-	-	0.175			
18.000	0.000	0.000	0.000	0.001	-	-	0.000	0.000	0.000	0.001	-	-	0.000	0.000	0.000	5.16	-	-	0.000	0.000	0.000	5.16	-	-	0.000	0.000	0.000	5.16	-	-	0.180			
18.500	0.000	0.000	0.000	0.004	-	-	0.000	0.000	0.000	0.001	-	-	0.000	0.000	0.000	5.66	-	-	0.000	0.000	0.000	5.66	-	-	0.000	0.000	0.000	5.66	-	-	0.185			
19.000	0.000	0.000	0.000	0.002	-	-	0.000	0.000	0.000	0.001	-	-	0.000	0.000	0.000	6.16	-	50	0.000	0.000	0.000	6.16	-	-	0.000	0.000	0.000	6.16	-	-	0.190			
19.500	0.000	0.000	0.000	0.001	-	-	0.000	0.000	0.000	0.001	-	-	0.000	0.000	0.000	6.66	-	50	0.000	0.000	0.000	6.66	-	-	0.000	0.000	0.000	6.66	-	-	0.195			
20.000	0.000	0.000	0.000	0.001	-	-	0.000	0.000	0.000	0.001	-	-	0.000	0.000	0.000	7.16	-	-	0.000	0.000	0.000	7.16	-	-	0.000	0.000	0.000	7.16	-	-	0.200			
21.000	0.000	0.000	0.000	0.001	-	-	0.000	0.000	0.000	0.001	-	-	0.000	0.000	0.000	8.16	-	-	0.000	0.000	0.000	8.16	-	-	0.000	0.000	0.000	8.16	-	-	0.210			
22.000	0.000	0.000	0.000	0.001	-	-	0.000	0.000	0.000	0.001	-	-	0.000	0.000	0.000	9.16	-	-	0.000	0.000	0.000	9.16	-	-	0.000	0.000	0.000	9.16	-	-	0.220			
23.000	0.000	0.000	0.000	0.001	-	-	0.000	0.000	0.000	0.001	-	-	0.000	0.000	0.000	10.16	-	-	0.000	0.000	0.000	10.16	-	-	0.000	0.000	0.000	10.16	-	-	0.230			
24.000							0.000	0.000	0.000	0.001	-	-							0.000	0.000	0.000	11.16	-	-	0.000	0.000	0.000	11.16	-	-	0.240			
25.000							0.000	0.000	0.000	0.002	-	-							0.000	0.000	0.000	12.16	-	-	0.000	0.000	0.000	12.16	-	-	0.250			
26.000							0.000	0.000	0.000	0.001	-	-							0.000	0.000	0.000	13.16	-	-	0.000	0.000	0.000	13.16	-	-	0.260			
27.000							0.000	0.000	0.000	0.001	-	-							0.000	0.000	0.000	14.16	-	-	0.000	0.000	0.000	14.16	-	-	0.270			
28.000							0.000	0.000	0.000	0.001	-	-							0.000	0.000	0.000	15.16	-	-	0.000	0.000	0.000	15.16	-	-	0.280			
29.000							0.000	0.000	0.000	0.001	-	-							0.000	0.000	0.000	16.16	-	-	0.000	0.000	0.000	16.16	-	-	0.290			

Allwyn AG (CR)

(Contract Size: 100 Securities, Exercise Style: American, Physical Delivery)

	Call Options														Put Options																				
	May 2026						June 2026						Other Months		May 2026						June 2026						Other Months								
Exercise Price	Open price	Price max	Price min	Last price	Closing price	Volume	Open Interest	Open price	Price max	Price min	Last price	Closing price	Volume	Open Interest	Volume	Open Interest	Open price	Price max	Price min	Last price	Closing price	Volume	Open Interest	Open price	Price max	Price min	Last price	Closing price	Volume	Open Interest	Volume	Open Interest	Exercise Price		
30.000						-	-	0.000	0.000	0.000		0.001	-	-									-	-	0.000	0.000	0.000		17.16	-	-			0.300	
Totals:						0	105						0	0	0	0							0	160					0	0	0	0			
Number of Trades:							0						0			0							0.00						0			0			

ALPHA BANK (CR)

(Contract Size: 100 Securities, Exercise Style: American, Physical Delivery)

Call Options														Put Options																			
Exercise Price	May 2026						June 2026						Other Months		May 2026						June 2026						Other Months		Exercise Price				
	Open price	Price max	Price min	Last price	Closing price	Volume	Open Interest	Open price	Price max	Price min	Last price	Closing price	Volume	Open Interest	Volume	Open Interest	Open price	Price max	Price min	Last price	Closing price	Volume	Open Interest	Open price	Price max	Price min	Last price	Closing price		Volume	Open Interest	Volume	Open Interest
2.000	0.000	0.000	0.000		1.79	-	-	0.000	0.000	0.000		1.79	-	-			0.000	0.000	0.000		0.001	-	-	0.000	0.000	0.000		0.001	-	-			0.020
2.100	0.000	0.000	0.000		1.69	-	-	0.000	0.000	0.000		1.70	-	-			0.000	0.000	0.000		0.001	-	-	0.000	0.000	0.000		0.001	-	-			0.021
2.200	0.000	0.000	0.000		1.59	-	-	0.000	0.000	0.000		1.60	-	-			0.000	0.000	0.000		0.001	-	-	0.000	0.000	0.000		0.001	-	-			0.022
2.300	0.000	0.000	0.000		1.49	-	-	0.000	0.000	0.000		1.50	-	-			0.000	0.000	0.000		0.001	-	-	0.000	0.000	0.000		0.001	-	-			0.023
2.400	0.000	0.000	0.000		1.39	-	-	0.000	0.000	0.000		1.40	-	-			0.000	0.000	0.000		0.001	-	-	0.000	0.000	0.000		0.001	-	-			0.024
2.500	0.000	0.000	0.000		1.29	-	-	0.000	0.000	0.000		1.30	-	-			0.000	0.000	0.000		0.002	-	-	0.000	0.000	0.000		0.001	-	-			0.025
2.600	0.000	0.000	0.000		1.19	-	-	0.000	0.000	0.000		1.20	-	-			0.000	0.000	0.000		0.004	-	-	0.000	0.000	0.000		0.001	-	-			0.026
2.700	0.000	0.000	0.000		1.09	-	-	0.000	0.000	0.000		1.10	-	-			0.000	0.000	0.000		0.001	-	-	0.000	0.000	0.000		0.002	-	-			0.027
2.800	0.000	0.000	0.000		0.991	-	-	0.000	0.000	0.000		1.00	-	-			0.000	0.000	0.000		0.003	-	-	0.000	0.000	0.000		0.004	-	-			0.028
2.900	0.000	0.000	0.000		0.891	-	-	0.000	0.000	0.000		0.905	-	-			0.000	0.000	0.000		0.001	-	-	0.000	0.000	0.000		0.008	-	-			0.029
3.000	0.000	0.000	0.000		0.791	-	-	0.000	0.000	0.000		0.811	-	-			0.000	0.000	0.000		0.002	-	-	0.000	0.000	0.000		0.014	-	-			0.030
3.100	0.000	0.000	0.000		0.691	-	4	0.000	0.000	0.000		0.721	-	-			0.000	0.000	0.000		0.007	-	-	0.000	0.000	0.000		0.023	-	-			0.031
3.200	0.000	0.000	0.000		0.592	-	-	0.000	0.000	0.000		0.633	-	-			0.000	0.000	0.000		0.001	-	-	0.000	0.000	0.000		0.035	-	-			0.032
3.300	0.000	0.000	0.000		0.493	-	15	0.000	0.000	0.000		0.551	-	-			0.000	0.000	0.000		0.002	-	-	0.000	0.000	0.000		0.053	-	-			0.033
3.400	0.000	0.000	0.000		0.397	-	-	0.000	0.000	0.000		0.475	-	-			0.000	0.000	0.000		0.006	-	-	0.000	0.000	0.000		0.077	-	-			0.034
3.500	0.000	0.000	0.000		0.306	-	-	0.000	0.000	0.000		0.404	-	-			0.000	0.000	0.000		0.015	-	-	0.000	0.000	0.000		0.105	-	-			0.035
3.600	0.000	0.000	0.000		0.224	-	-	0.000	0.000	0.000		0.340	-	-			0.000	0.000	0.000		0.033	-	-	0.000	0.000	0.000		0.141	-	-			0.036
3.700	0.000	0.000	0.000		0.155	-	-	0.000	0.000	0.000		0.283	-	-			0.000	0.000	0.000		0.063	-	-	0.000	0.000	0.000		0.185	-	-			0.037
3.800	0.000	0.000	0.000		0.099	-	-	0.000	0.000	0.000		0.232	-	-			0.000	0.000	0.000		0.108	-	-	0.000	0.000	0.000		0.233	-	-			0.038
3.900	0.000	0.000	0.000		0.060	-	-	0.000	0.000	0.000		0.190	-	2,000			0.000	0.000	0.000		0.168	-	-	0.000	0.000	0.000		0.291	-	-			0.039
4.000	0.000	0.000	0.000		0.033	-	10	0.000	0.000	0.000		0.152	-	10			0.000	0.000	0.000		0.242	-	-	0.000	0.000	0.000		0.354	-	-			0.040
4.250	0.000	0.000	0.000		0.005	-	-	0.000	0.000	0.000		0.085	-	-			0.000	0.000	0.000		0.464	-	-	0.000	0.000	0.000		0.536	-	-			0.043
4.400						-	-	0.000	0.000	0.000		0.058	-	-								-	-	0.000	0.000	0.000		0.659	-	-			0.044
4.500	0.000	0.000	0.000		0.001	-	-	0.000	0.000	0.000		0.043	-	-			0.000	0.000	0.000		0.710	-	-	0.000	0.000	0.000		0.745	-	-			0.045
4.750	0.000	0.000	0.000		0.001	-	-	0.000	0.000	0.000		0.021	-	-			0.000	0.000	0.000		0.960	-	-	0.000	0.000	0.000		0.974	-	-			0.048
4.800						-	-	0.000	0.000	0.000		0.018	-	-								-	-	0.000	0.000	0.000		1.02	-	-			0.048
5.000	0.000	0.000	0.000		0.001	-	-	0.000	0.000	0.000		0.010	-	-			0.000	0.000	0.000		1.21	-	-	0.000	0.000	0.000		1.21	-	-			0.050
5.250	0.000	0.000	0.000		0.002	-	-	0.000	0.000	0.000		0.004	-	-			0.000	0.000	0.000		1.46	-	-	0.000	0.000	0.000		1.46	-	-			0.053
5.500	0.000	0.000	0.000		0.001	-	-	0.000	0.000	0.000		0.002	-	-			0.000	0.000	0.000		1.71	-	-	0.000	0.000	0.000		1.71	-	-			0.055
5.750	0.000	0.000	0.000		0.001	-	-	0.000	0.000	0.000		0.001	-	-			0.000	0.000	0.000		1.96	-	-	0.000	0.000	0.000		1.96	-	-			0.058
6.000	0.000	0.000	0.000		0.001	-	-	0.000	0.000	0.000		0.001	-	-			0.000	0.000	0.000		2.21	-	-	0.000	0.000	0.000		2.21	-	-			0.060
6.250	0.000	0.000	0.000		0.001	-	-	0.000	0.000	0.000		0.001	-	-			0.000	0.000	0.000		2.46	-	-	0.000	0.000	0.000		2.46	-	-			0.063
6.500						-	-	0.000	0.000	0.000		0.001	-	-								-	-	0.000	0.000	0.000		2.71	-	-			0.065
6.750						-	-	0.000	0.000	0.000		0.001	-	-								-	-	0.000	0.000	0.000		2.96	-	-			0.068
7.000						-	-	0.000	0.000	0.000		0.001	-	-								-	-	0.000	0.000	0.000		3.21	-	-			0.070

ALPHA BANK (CR)

(Contract Size: 100 Securities, Exercise Style: American, Physical Delivery)

	Call Options														Put Options																				
	May 2026						June 2026						Other Months		May 2026						June 2026				Other Months										
Exercise Price	Open price	Price max	Price min	Last price	Closing price	Volume	Open Interest	Open price	Price max	Price min	Last price	Closing price	Volume	Open Interest	Volume	Open Interest	Open price	Price max	Price min	Last price	Closing price	Volume	Open Interest	Open price	Price max	Price min	Last price	Closing price	Volume	Open Interest	Volume	Open Interest	Exercise Price		
Totals:						0	29						0	2,010	0	0						0	0						0	0	0	0	0	0	
Number of Trades:						0							0		0							0.00							0		0		0		

NATIONAL BANK (CR)

(Contract Size: 100 Securities, Exercise Style: American, Physical Delivery)

Call Options																Put Options																	
May 2026								June 2026								Other Months		May 2026						June 2026					Other Months		Exerise Price		
Exerise Price	Open price	Price max	Price min	Last price	Closing price	Volume	Open Interest	Open price	Price max	Price min	Last price	Closing price	Volume	Open Interest	Volume	Open Interest	Open price	Price max	Price min	Last price	Closing price	Volume	Open Interest	Open price	Price max	Price min	Last price	Closing price	Volume	Open Interest		Volume	Open Interest
8.250						-	-	0.000	0.000	0.000		6.02	-	-																			0.083
8.400						-	-	0.000	0.000	0.000		5.87	-	-																			0.084
8.500						-	-	0.000	0.000	0.000		5.77	-	-																			0.085
8.750	0.000	0.000	0.000		5.50	-	-	0.000	0.000	0.000		5.52	-	-			0.000	0.000	0.000		0.001	-	-	0.000	0.000	0.000		0.001	-	-			0.088
8.800						-	-	0.000	0.000	0.000		5.47	-	-																			0.088
9.000	0.000	0.000	0.000		5.25	-	-	0.000	0.000	0.000		5.27	-	-			0.000	0.000	0.000		0.001	-	-	0.000	0.000	0.000		0.001	-	-			0.090
9.200						-	-	0.000	0.000	0.000		5.07	-	-																			0.092
9.250	0.000	0.000	0.000		5.00	-	-	0.000	0.000	0.000		5.02	-	-			0.000	0.000	0.000		0.002	-	-	0.000	0.000	0.000		0.002	-	-			0.093
9.500	0.000	0.000	0.000		4.75	-	-	0.000	0.000	0.000		4.78	-	-			0.000	0.000	0.000		0.001	-	-	0.000	0.000	0.000		0.003	-	-			0.095
9.600						-	-	0.000	0.000	0.000		4.68	-	-																			0.096
9.750	0.000	0.000	0.000		4.50	-	-	0.000	0.000	0.000		4.53	-	-			0.000	0.000	0.000		0.001	-	-	0.000	0.000	0.000		0.005	-	-			0.098
10.000	0.000	0.000	0.000		4.25	-	-	0.000	0.000	0.000		4.28	-	-			0.000	0.000	0.000		0.001	-	-	0.000	0.000	0.000		0.008	-	-			0.100
10.500	0.000	0.000	0.000		3.75	-	-	0.000	0.000	0.000		3.80	-	-			0.000	0.000	0.000		0.001	-	-	0.000	0.000	0.000		0.020	-	-			0.105
11.000	0.000	0.000	0.000		3.25	-	-	0.000	0.000	0.000		3.32	-	-			0.000	0.000	0.000		0.002	-	-	0.000	0.000	0.000		0.043	-	-			0.110
11.500	0.000	0.000	0.000		2.76	-	-	0.000	0.000	0.000		2.86	-	-			0.000	0.000	0.000		0.002	-	-	0.000	0.000	0.000		0.084	-	-			0.115
12.000	0.000	0.000	0.000		2.26	-	-	0.000	0.000	0.000		2.43	-	-			0.000	0.000	0.000		0.002	-	-	0.000	0.000	0.000		0.148	-	-			0.120
12.500	0.000	0.000	0.000		1.77	-	-	0.000	0.000	0.000		2.02	-	-			0.000	0.000	0.000		0.010	-	-	0.000	0.000	0.000		0.242	-	-			0.125
13.000	0.000	0.000	0.000		1.30	-	-	0.000	0.000	0.000		1.65	-	-			0.000	0.000	0.000		0.039	-	-	0.000	0.000	0.000		0.372	-	-			0.130
13.500	0.000	0.000	0.000		0.873	-	30	0.000	0.000	0.000		1.33	-	-			0.000	0.000	0.000		0.117	-	-	0.000	0.000	0.000		0.551	-	-			0.135
14.000	0.000	0.000	0.000		0.529	-	-	0.000	0.000	0.000		1.05	-	-			0.000	0.000	0.000		0.273	-	15	0.000	0.000	0.000		0.773	-	-			0.140
14.500	0.000	0.000	0.000		0.285	-	-	0.000	0.000	0.000		0.818	-	-			0.000	0.000	0.000		0.529	-	-	0.000	0.000	0.000		1.04	-	-			0.145
15.000	0.000	0.000	0.000		0.136	-	5	0.000	0.000	0.000		0.619	-	15			0.000	0.000	0.000		0.880	-	-	0.000	0.000	0.000		1.34	-	-			0.150
15.500	0.000	0.000	0.000		0.056	-	15	0.000	0.000	0.000		0.463	-	-			0.000	0.000	0.000		1.30	-	-	0.000	0.000	0.000		1.68	-	-			0.155
16.000	0.000	0.000	0.000		0.019	-	-	0.000	0.000	0.000		0.344	-	-			0.000	0.000	0.000		1.77	-	-	0.000	0.000	0.000		2.06	-	-			0.160
16.500	0.000	0.000	0.000		0.006	-	-	0.000	0.000	0.000		0.247	-	-			0.000	0.000	0.000		2.25	-	-	0.000	0.000	0.000		2.47	-	-			0.165
17.000	0.000	0.000	0.000		0.002	-	-	0.000	0.000	0.000		0.174	-	-			0.000	0.000	0.000		2.75	-	-	0.000	0.000	0.000		2.89	-	-			0.170
17.500	0.000	0.000	0.000		0.001	-	-	0.000	0.000	0.000		0.125	-	-			0.000	0.000	0.000		3.25	-	-	0.000	0.000	0.000		3.35	-	-			0.175
18.000	0.000	0.000	0.000		0.001	-	-	0.000	0.000	0.000		0.084	-	-			0.000	0.000	0.000		3.75	-	-	0.000	0.000	0.000		3.81	-	-			0.180
18.500	0.000	0.000	0.000		0.001	-	-	0.000	0.000	0.000		0.058	-	-			0.000	0.000	0.000		4.25	-	-	0.000	0.000	0.000		4.28	-	-			0.185
19.000	0.000	0.000	0.000		0.001	-	-	0.000	0.000	0.000		0.039	-	-			0.000	0.000	0.000		4.75	-	-	0.000	0.000	0.000		4.77	-	-			0.190
19.500	0.000	0.000	0.000		0.001	-	-	0.000	0.000	0.000		0.025	-	-			0.000	0.000	0.000		5.25	-	-	0.000	0.000	0.000		5.26	-	-			0.195
20.000	0.000	0.000	0.000		0.001	-	-	0.000	0.000	0.000		0.017	-	-			0.000	0.000	0.000		5.75	-	-	0.000	0.000	0.000		5.75	-	-			0.200
21.000						-	-	0.000	0.000	0.000		0.007	-	-																			0.210
22.000						-	-	0.000	0.000	0.000		0.003	-	-																			0.220
Totals:						0	50						0	15	0	0						0	15						0	279	0	40	
Number of Trades:						0							0		0								0.00						0		0		

OTE (CR)

(Contract Size: 100 Securities, Exercise Style: American, Physical Delivery)

Call Options														Put Options																			
May 2026							June 2026							Other Months		May 2026							June 2026							Other Months		Exercise Price	
Open price	Price max	Price min	Last price	Closing price	Volume	Open Interest	Open price	Price max	Price min	Last price	Closing price	Volume	Open Interest	Volume	Open Interest	Open price	Price max	Price min	Last price	Closing price	Volume	Open Interest	Open price	Price max	Price min	Last price	Closing price	Volume	Open Interest	Volume	Open Interest		
10.000					-	-	0.000	0.000	0.000		8.32	-	-										0.000	0.000	0.000		0.001	-	-			0.100	
10.500					-	-	0.000	0.000	0.000		7.83	-	-										0.000	0.000	0.000		0.001	-	-			0.105	
11.000	0.000	0.000	0.000		7.30	-	-	0.000	0.000	0.000		7.33	-	-		0.000	0.000	0.000		0.001	-	-	0.000	0.000	0.000		0.001	-	-			0.110	
11.500	0.000	0.000	0.000		6.81	-	-	0.000	0.000	0.000		6.83	-	-		0.000	0.000	0.000		0.001	-	-	0.000	0.000	0.000		0.001	-	-			0.115	
12.000	0.000	0.000	0.000		6.31	-	-	0.000	0.000	0.000		6.33	-	-		0.000	0.000	0.000		0.001	-	-	0.000	0.000	0.000		0.002	-	-			0.120	
12.500	0.000	0.000	0.000		5.81	-	-	0.000	0.000	0.000		5.83	-	-		0.000	0.000	0.000		0.002	-	-	0.000	0.000	0.000		0.001	-	-			0.125	
13.000	0.000	0.000	0.000		5.31	-	-	0.000	0.000	0.000		5.33	-	-		0.000	0.000	0.000		0.001	-	-	0.000	0.000	0.000		0.001	-	-			0.130	
13.500	0.000	0.000	0.000		4.81	-	-	0.000	0.000	0.000		4.83	-	-		0.000	0.000	0.000		0.001	-	-	0.000	0.000	0.000		0.001	-	-			0.135	
14.000	0.000	0.000	0.000		4.31	-	-	0.000	0.000	0.000		4.33	-	-		0.000	0.000	0.000		0.001	-	-	0.000	0.000	0.000		0.001	-	-			0.140	
14.500	0.000	0.000	0.000		3.81	-	-	0.000	0.000	0.000		3.84	-	-		0.000	0.000	0.000		0.001	-	-	0.000	0.000	0.000		0.002	-	-			0.145	
15.000	0.000	0.000	0.000		3.31	-	-	0.000	0.000	0.000		3.34	-	-		0.000	0.000	0.000		0.001	-	-	0.000	0.000	0.000		0.008	-	-			0.150	
15.500	0.000	0.000	0.000		2.81	-	-	0.000	0.000	0.000		2.86	-	-		0.000	0.000	0.000		0.001	-	-	0.000	0.000	0.000		0.021	-	-			0.155	
16.000	0.000	0.000	0.000		2.31	-	-	0.000	0.000	0.000		2.39	-	-		0.000	0.000	0.000		0.001	-	30	0.000	0.000	0.000		0.048	-	-			0.160	
16.500	0.000	0.000	0.000		1.81	-	-	0.000	0.000	0.000		1.94	-	-		0.000	0.000	0.000		0.001	-	-	0.000	0.000	0.000		0.100	-	-			0.165	
17.000	0.000	0.000	0.000		1.32	-	-	0.000	0.000	0.000		1.53	-	-		0.000	0.000	0.000		0.010	-	46	0.000	0.000	0.000		0.190	-	-			0.170	
17.500	0.000	0.000	0.000		0.857	-	-	0.000	0.000	0.000		1.17	-	-		0.000	0.000	0.000		0.049	-	45	0.375	0.375	0.375	0.375	0.375	15	47			0.175	
18.000	0.000	0.000	0.000		0.475	-	-	0.000	0.000	0.000		0.858	-	-		0.000	0.000	0.000		0.168	-	15	0.000	0.000	0.000		0.517	-	-			0.180	
18.500	0.000	0.000	0.000		0.212	-	-	0.000	0.000	0.000		0.607	-	-		0.000	0.000	0.000		0.405	-	-	0.000	0.000	0.000		0.767	-	-			0.185	
19.000	0.000	0.000	0.000		0.075	-	-	0.000	0.000	0.000		0.413	-	30		0.000	0.000	0.000		0.768	-	-	0.000	0.000	0.000		1.07	-	-			0.190	
19.500	0.000	0.000	0.000		0.020	-	-	0.000	0.000	0.000		0.269	-	-		0.000	0.000	0.000		1.21	-	-	0.000	0.000	0.000		1.43	-	-			0.195	
20.000	0.000	0.000	0.000		0.004	-	-	0.000	0.000	0.000		0.168	-	-		0.000	0.000	0.000		1.70	-	-	0.000	0.000	0.000		1.83	-	-			0.200	
21.000	0.000	0.000	0.000		0.001	-	-	0.000	0.000	0.000		0.058	-	-		0.000	0.000	0.000		2.70	-	-	0.000	0.000	0.000		2.73	-	-			0.210	
22.000	0.000	0.000	0.000		0.001	-	-	0.000	0.000	0.000		0.016	-	-		0.000	0.000	0.000		3.70	-	-	0.000	0.000	0.000		3.70	-	-			0.220	
23.000	0.000	0.000	0.000		0.001	-	-	0.000	0.000	0.000		0.004	-	-		0.000	0.000	0.000		4.70	-	-	0.000	0.000	0.000		4.70	-	-			0.230	
24.000	0.000	0.000	0.000		0.001	-	-	0.000	0.000	0.000		0.001	-	-		0.000	0.000	0.000		5.70	-	-	0.000	0.000	0.000		5.70	-	-			0.240	
25.000	0.000	0.000	0.000		0.001	-	-	0.000	0.000	0.000		0.001	-	-		0.000	0.000	0.000		6.70	-	-	0.000	0.000	0.000		6.70	-	-			0.250	
26.000	0.000	0.000	0.000		0.001	-	-	0.000	0.000	0.000		0.001	-	-		0.000	0.000	0.000		7.70	-	-	0.000	0.000	0.000		7.70	-	-			0.260	
27.000	0.000	0.000	0.000		0.001	-	-	0.000	0.000	0.000		0.001	-	-		0.000	0.000	0.000		8.70	-	-	0.000	0.000	0.000		8.70	-	-			0.270	
Totals:					0	0						0	30	0	0					0	136					15	92	0	0				
Number of Trades:					0							0	0	0	0					0.00						1	0						

PIRAEUS BANK (CR)

(Contract Size: 100 Securities, Exercise Style: American, Physical Delivery)

Call Options																Put Options																
Exercise Price	May 2026						June 2026						Other Months		May 2026						June 2026				Other Months		Exercise Price					
	Open price	Price max	Price min	Last price	Closing price	Volume	Open Interest	Open price	Price max	Price min	Last price	Closing price	Volume	Open Interest	Volume	Open Interest	Open price	Price max	Price min	Last price	Closing price	Volume	Open Interest	Open price	Price max	Price min		Last price	Closing price	Volume	Open Interest	Volume
4.250	0.000	0.000	0.000	4.43	-	-	0.000	0.000	0.000	4.44	-	-				0.000	0.000	0.000	0.001	-	-	0.000	0.000	0.000	0.001	-	-				0.043	
4.500	0.000	0.000	0.000	4.18	-	-	0.000	0.000	0.000	4.19	-	-				0.000	0.000	0.000	0.001	-	-	0.000	0.000	0.000	0.001	-	-				0.045	
4.750	0.000	0.000	0.000	3.93	-	-	0.000	0.000	0.000	3.94	-	-				0.000	0.000	0.000	0.001	-	-	0.000	0.000	0.000	0.001	-	-				0.048	
5.000	0.000	0.000	0.000	3.68	-	-	0.000	0.000	0.000	3.69	-	-				0.000	0.000	0.000	0.001	-	-	0.000	0.000	0.000	0.001	-	-				0.050	
5.250	0.000	0.000	0.000	3.43	-	-	0.000	0.000	0.000	3.44	-	-				0.000	0.000	0.000	0.002	-	-	0.000	0.000	0.000	0.001	-	-				0.053	
5.500	0.000	0.000	0.000	3.18	-	-	0.000	0.000	0.000	3.19	-	-				0.000	0.000	0.000	0.001	-	-	0.000	0.000	0.000	0.001	-	-				0.055	
5.750	0.000	0.000	0.000	2.93	-	-	0.000	0.000	0.000	2.94	-	-				0.000	0.000	0.000	0.001	-	-	0.000	0.000	0.000	0.001	-	-				0.058	
6.000	0.000	0.000	0.000	2.68	-	-	0.000	0.000	0.000	2.70	-	-				0.000	0.000	0.000	0.001	-	-	0.000	0.000	0.000	0.003	-	-				0.060	
6.250	0.000	0.000	0.000	2.43	-	-	0.000	0.000	0.000	2.45	-	-				0.000	0.000	0.000	0.002	-	-	0.000	0.000	0.000	0.006	-	-				0.063	
6.500	0.000	0.000	0.000	2.18	-	-	0.000	0.000	0.000	2.21	-	-				0.000	0.000	0.000	0.001	-	-	0.000	0.000	0.000	0.013	-	-				0.065	
6.750	0.000	0.000	0.000	1.93	-	-	0.000	0.000	0.000	1.97	-	-				0.000	0.000	0.000	0.001	-	-	0.000	0.000	0.000	0.024	-	-				0.068	
7.000	0.000	0.000	0.000	1.68	-	-	0.000	0.000	0.000	1.74	-	-				0.000	0.000	0.000	0.005	-	-	0.000	0.000	0.000	0.042	-	-				0.070	
7.250	0.000	0.000	0.000	1.43	-	-	0.000	0.000	0.000	1.52	-	-				0.000	0.000	0.000	0.001	-	-	0.000	0.000	0.000	0.070	-	-				0.073	
7.500	0.000	0.000	0.000	1.19	-	-	0.000	0.000	0.000	1.31	-	-				0.000	0.000	0.000	0.004	-	-	0.000	0.000	0.000	0.112	-	-				0.075	
7.750	0.000	0.000	0.000	0.947	-	-	0.000	0.000	0.000	1.12	-	-				0.000	0.000	0.000	0.014	-	-	0.000	0.000	0.000	0.167	-	-				0.078	
8.000	0.000	0.000	0.000	0.719	-	-	0.000	0.000	0.000	0.935	-	-				0.000	0.000	0.000	0.036	-	-	0.000	0.000	0.000	0.236	-	-				0.080	
8.250	0.000	0.000	0.000	0.517	-	-	0.000	0.000	0.000	0.775	-	-				0.000	0.000	0.000	0.084	-	-	0.000	0.000	0.000	0.326	-	-				0.083	
8.500	0.000	0.000	0.000	0.346	-	-	0.000	0.000	0.000	0.636	-	-				0.000	0.000	0.000	0.162	-	-	0.000	0.000	0.000	0.437	-	-				0.085	
8.750	0.000	0.000	0.000	0.217	-	-	0.000	0.000	0.000	0.511	-	-				0.000	0.000	0.000	0.283	-	-	0.000	0.000	0.000	0.562	-	-				0.088	
9.000	0.000	0.000	0.000	0.124	-	-	0.000	0.000	0.000	0.407	-	-				0.000	0.000	0.000	0.440	-	-	0.000	0.000	0.000	0.707	-	-				0.090	
9.250	0.000	0.000	0.000	0.065	-	-	0.000	0.000	0.000	0.321	-	-				0.000	0.000	0.000	0.632	-	-	0.000	0.000	0.000	0.872	-	-				0.093	
9.500	0.000	0.000	0.000	0.032	-	-	0.000	0.000	0.000	0.246	-	-				0.000	0.000	0.000	0.849	-	-	0.000	0.000	0.000	1.05	-	-				0.095	
9.750	0.000	0.000	0.000	0.014	-	-	0.000	0.000	0.000	0.191	-	-				0.000	0.000	0.000	1.08	-	-	0.000	0.000	0.000	1.24	-	-				0.098	
10.000	0.000	0.000	0.000	0.005	-	-	0.000	0.000	0.000	0.143	-	-				0.000	0.000	0.000	1.32	-	-	0.000	0.000	0.000	1.44	-	-				0.100	
10.500	0.000	0.000	0.000	0.001	-	-	0.000	0.000	0.000	0.080	-	-				0.000	0.000	0.000	1.82	-	-	0.000	0.000	0.000	1.88	-	-				0.105	
11.000	0.000	0.000	0.000	0.001	-	-	0.000	0.000	0.000	0.042	-	-				0.000	0.000	0.000	2.32	-	-	0.000	0.000	0.000	2.35	-	-				0.110	
11.500	0.000	0.000	0.000	0.001	-	-	0.000	0.000	0.000	0.021	-	-				0.000	0.000	0.000	2.82	-	-	0.000	0.000	0.000	2.83	-	-				0.115	
12.000	0.000	0.000	0.000	0.001	-	-	0.000	0.000	0.000	0.010	-	-				0.000	0.000	0.000	3.32	-	-	0.000	0.000	0.000	3.32	-	-				0.120	
12.500	0.000	0.000	0.000	0.001	-	-	0.000	0.000	0.000	0.005	-	-				0.000	0.000	0.000	3.82	-	-	0.000	0.000	0.000	3.82	-	-				0.125	
13.000					-	-	0.000	0.000	0.000	0.002	-	-								-	-	0.000	0.000	0.000	4.32	-	-				0.130	
Totals:						0							0			910																0
Number of Trades:						0							0																		0	

PPC (CR)

(Contract Size: 100 Securities, Exercise Style: American, Physical Delivery)

Call Options																Put Options																	
May 2026								June 2026								Other Months		May 2026						June 2026						Other Months		Exercise Price	
Exercise Price	Open price	Price max	Price min	Last price	Closing price	Volume	Open Interest	Open price	Price max	Price min	Last price	Closing price	Volume	Open Interest	Volume	Open Interest	Open price	Price max	Price min	Last price	Closing price	Volume	Open Interest	Open price	Price max	Price min	Last price	Closing price	Volume	Open Interest	Volume		Open Interest
9.200						-	-	0.000	0.000	0.000		9.67	-	-																			0.092
9.500						-	-	0.000	0.000	0.000		9.37	-	-																			0.095
9.600						-	-	0.000	0.000	0.000		9.27	-	-																			0.096
9.750						-	-	0.000	0.000	0.000		9.12	-	-																			0.098
10.000						-	-	0.000	0.000	0.000		8.87	-	-																			0.100
10.500						-	-	0.000	0.000	0.000		8.38	-	-																			0.105
11.000						-	-	0.000	0.000	0.000		7.88	-	-																			0.110
11.500						-	-	0.000	0.000	0.000		7.38	-	-																			0.115
12.000	0.000	0.000	0.000		6.86	-	-	0.000	0.000	0.000		6.88	-	-			0.000	0.000	0.000		0.001	-	-		0.000	0.000	0.000		0.001	-	-		0.120
12.500	0.000	0.000	0.000		6.36	-	-	0.000	0.000	0.000		6.38	-	-			0.000	0.000	0.000		0.001	-	-		0.000	0.000	0.000		0.001	-	-		0.125
13.000	0.000	0.000	0.000		5.86	-	-	0.000	0.000	0.000		5.88	-	-			0.000	0.000	0.000		0.001	-	-		0.000	0.000	0.000		0.001	-	-		0.130
13.500	0.000	0.000	0.000		5.36	-	-	0.000	0.000	0.000		5.38	-	-			0.000	0.000	0.000		0.001	-	-		0.000	0.000	0.000		0.001	-	-		0.135
14.000	0.000	0.000	0.000		4.86	-	-	0.000	0.000	0.000		4.88	-	-			0.000	0.000	0.000		0.002	-	-		0.000	0.000	0.000		0.001	-	-		0.140
14.500	0.000	0.000	0.000		4.36	-	-	0.000	0.000	0.000		4.39	-	-			0.000	0.000	0.000		0.001	-	-		0.000	0.000	0.000		0.002	-	-		0.145
15.000	0.000	0.000	0.000		3.86	-	-	0.000	0.000	0.000		3.89	-	-			0.000	0.000	0.000		0.001	-	-		0.000	0.000	0.000		0.007	-	-		0.150
15.500	0.000	0.000	0.000		3.36	-	-	0.000	0.000	0.000		3.40	-	-			0.000	0.000	0.000		0.002	-	-		0.000	0.000	0.000		0.017	-	-		0.155
16.000	0.000	0.000	0.000		2.86	-	-	0.000	0.000	0.000		2.93	-	-			0.000	0.000	0.000		0.001	-	-		0.000	0.000	0.000		0.039	-	-		0.160
16.500	0.000	0.000	0.000		2.36	-	-	0.000	0.000	0.000		2.47	-	-			0.000	0.000	0.000		0.001	-	-		0.000	0.000	0.000		0.079	-	-		0.165
17.000	0.000	0.000	0.000		1.86	-	-	0.000	0.000	0.000		2.03	-	-			0.000	0.000	0.000		0.004	-	10		0.000	0.000	0.000		0.145	-	-		0.170
17.500	0.000	0.000	0.000		1.38	-	-	0.000	0.000	0.000		1.64	-	-			0.000	0.000	0.000		0.019	-	10		0.000	0.000	0.000		0.246	-	-		0.175
18.000	0.000	0.000	0.000		0.930	-	13	0.000	0.000	0.000		1.28	-	-			0.000	0.000	0.000		0.072	-	-		0.378	0.378	0.378	0.378	0.378	3	0		0.180
18.500	0.000	0.000	0.000		0.556	-	16	0.000	0.000	0.000		0.977	-	60			0.000	0.000	0.000		0.198	-	-		0.585	0.587	0.376	0.376	0.376	3	0		0.185
19.000	0.000	0.000	0.000		0.286	-	2	0.000	0.000	0.000		0.722	-	15			0.181	0.181	0.181	0.181	0.181	15	45		0.000	0.000	0.000		0.830	-	-		0.190
19.500	0.000	0.000	0.000		0.124	-	10	0.000	0.000	0.000		0.517	-	-			0.000	0.000	0.000		0.767	-	45		0.000	0.000	0.000		1.13	-	-		0.195
20.000	0.000	0.000	0.000		0.045	-	15	0.480	0.480	0.317	0.317	0.317	30	-			0.000	0.000	0.000		1.19	-	15		0.000	0.000	0.000		1.47	-	-		0.200
21.000	0.000	0.000	0.000		0.003	-	-	0.000	0.000	0.000		0.160	-	-			0.000	0.000	0.000		2.15	-	-		0.000	0.000	0.000		2.27	-	-		0.210
22.000	0.000	0.000	0.000		0.001	-	-	0.000	0.000	0.000		0.063	-	-			0.000	0.000	0.000		3.15	-	-		0.000	0.000	0.000		3.18	-	-		0.220
23.000	0.000	0.000	0.000		0.002	-	-	0.000	0.000	0.000		0.021	-	-			0.000	0.000	0.000		4.15	-	-		0.000	0.000	0.000		4.15	-	-		0.230
24.000	0.000	0.000	0.000		0.001	-	-	0.000	0.000	0.000		0.007	-	-			0.000	0.000	0.000		5.15	-	-		0.000	0.000	0.000		5.15	-	-		0.240
25.000	0.000	0.000	0.000		0.004	-	-	0.000	0.000	0.000		0.002	-	-			0.000	0.000	0.000		6.15	-	-		0.000	0.000	0.000		6.15	-	-		0.250
26.000	0.000	0.000	0.000		0.001	-	-	0.000	0.000	0.000		0.001	-	-			0.000	0.000	0.000		7.15	-	-		0.000	0.000	0.000		7.15	-	-		0.260
27.000	0.000	0.000	0.000		0.001	-	-	0.000	0.000	0.000		0.001	-	-			0.000	0.000	0.000		8.15	-	-		0.000	0.000	0.000		8.15	-	-		0.270
28.000	0.000	0.000	0.000		0.001	-	-	0.000	0.000	0.000		0.001	-	-			0.000	0.000	0.000		9.15	-	-		0.000	0.000	0.000		9.15	-	-		0.280
29.000	0.000	0.000	0.000		0.001	-	-	0.000	0.000	0.000		0.001	-	-			0.000	0.000	0.000		10.15	-	-		0.000	0.000	0.000		10.15	-	-		0.290
30.000	0.000	0.000	0.000		0.001	-	-	0.000	0.000	0.000		0.001	-	-			0.000	0.000	0.000		11.15	-	-		0.000	0.000	0.000		11.15	-	-		0.300

PPC (CR)

(Contract Size: 100 Securities, Exercise Style: American, Physical Delivery)

		Call Options														Put Options																	
		May 2026						June 2026						Other Months		May 2026						June 2026						Other Months					
Exercise Price	Open price	Price max	Price min	Last price	Closing price	Volume	Open Interest	Open price	Price max	Price min	Last price	Closing price	Volume	Open Interest	Volume	Open Interest	Open price	Price max	Price min	Last price	Closing price	Volume	Open Interest	Open price	Price max	Price min	Last price	Closing price	Volume	Open Interest	Volume	Open Interest	Exercise Price
Totals:						0	56						30	75	0	0						0	125						6	0	0	0	
Number of Trades:						0							2		0							1.00						4		0			

Lending Products	Underlying Title	Open Interest[5]	Multilateral Transactions[1]				Bilateral Transactions[2]		Stock Borrowing through OTC (volume)[3]
			Volume(Offered)	Average Weighted	Transactions volume	Average Weighted	Transactions Volume	Average Weighted	Transactions Volume
ADMIEBOR	ADMIE (IPTO) HOLDING S.A. (CR)	3,700	---	---	---	---	---	5,264,021	
AEGNBOR	AEGEAN AIRLINES (CR)	---	---	---	---	---	---	1,072,583	
AKTRBOR	AKTOR S.A. HOLDING CO. (CR)	---	---	---	---	---	---	895,960	
ALWNBOR	Allwyn AG (CR)	---	---	---	---	---	---	12,708,039	
ALPHABOR	ALPHA BANK (CR)	8,018	---	---	---	---	---	187,242,206	
AETFBOR	ALPHA ETF FTSE Athex Large Cap	---	---	---	---	---	---	2,000	
AEMBOR	ALTER EGO MEDIA (CR)	---	---	---	---	---	---	---	
AIABOR	ATHENS INTL AIRPORT (CR)	---	---	---	---	---	---	579,543	
ACAGBOR	AUSTRIACARD (CB)	---	---	---	---	---	---	962	
OTOELBOR	AUTOHELLAS SA (CR)	100	---	---	---	---	---	70,988	
AVAXBOR	AVAX S.A. (CR)	4,000	---	---	---	---	---	384,702	
BYLOTBOR	BALLY'S INTRALOT (CR)	---	---	---	---	---	---	39,530,814	
BOCHGRBOR	BANK OF CYPRUS (CR)	71,790	---	---	53,478	3.70%	---	522,281	
EEEBOR	CC HBC AG (CR)	850	---	---	---	---	---	100,283	
CENERBOR	CENERGY HOLDINGS (CB)	9,480	---	---	---	---	---	1,490,813	
CREDIABOR	CrediaBank (CR)	778	---	---	---	---	11,588	4.00%	3,459,388
DIMANDBOR	DIMAND (CR)	---	---	---	---	---	---	7,342	
ELLAKTORBOR	ELLAKTOR (CR)	50,318	---	---	500	3.70%	---	100,082	
ELHABOR	ELVALHALCOR (CR)	---	---	---	---	---	---	731,076	
EUROBBOR	EUROBANK (CR)	45,000	---	---	---	---	---	92,076,465	
EXAEBOR	EURONEXT ATHENS (CR)	4,755	---	---	---	---	---	343,370	
EYDAPBOR	EYDAP S.A. (CR)	---	---	---	---	---	---	431,168	
FOYRKBOR	FOURLIS (CR)	2,500	---	---	---	---	---	117,439	
GEKTERNABOR	GEK TERNA (CR)	6,800	---	---	---	---	---	1,884,571	
SARBOR	GR. SARANTIS S.A. (CR)	2,237	---	---	---	---	---	232,922	
ELPEBOR	HELLENIQ ENERGY (CR)	---	---	---	---	---	---	707,061	
INTEKBOR	IDEAL HOLDINGS (CR)	---	---	---	---	---	---	84,452	
INTRKBOR	INTRACOM HOLDINGS (CR)	---	---	---	---	---	---	279,318	
BELABOR	JUMBO SA (CR)	---	---	---	9,500	3.84%	---	802,392	
KRIBOR	KRI-KRI S.A. (CR)	2,999	---	---	---	---	---	58,000	
LAMDABOR	LAMDA DEVELOPMENT SA (CR)	---	---	---	---	---	---	242,180	

## Stock Lending Notes

[1] - Multilateral contracts Lending or Borrowing as per Methods 8-1, 8-2 and 8-3-3 (According to ATHEX BoD Resolution No.17)

[2] - Bilateral Contracts Lending or Borrowing as per Methods 8-3-1 and 8-3-2 & Contracts as per Method 4 (According to ATHEX BoD Resolution No.20)

[3] - The information concerning OTC Stock Borrowing Transactions is based on the statements of the Dematerialised Securities System (DSS) operators involved and refers to volumes that have been registered up until the previous working day.

[4] - Average Price (Volume weighted)

[5] - The Data concerning Open Interest before the start of trading session

Lending Products	Underlying Title	Open Interest[5]	Multilateral Transactions[1]				Bilateral Transactions[2]		Stock Borrowing through OTC (volume)[3]
			Volume(Offered)	Average Weighted	Transactions volume	Average Weighted	Transactions Volume	Average Weighted	Transactions Volume
MTLNBOR	METLEN PLC (CR)	500	---	---	---	---	---	1,652,848	
MIGBOR	MIG (CR)	1,291	---	---	---	---	---	39,913	
MOHBOR	MOTOR OIL (CR)	1,000	---	---	---	---	---	798,119	
ETEBOR	NATIONAL BANK (CR)	---	---	---	---	---	---	23,007,673	
NOVALBOR	NOVAL PROPERTY REIC (CR)	---	---	---	---	---	---	---	
OPTIMABOR	OPTIMA BANK (CR)	---	---	---	---	---	---	4,786,366	
HTOBOR	OTE (CR)	2,000	---	---	---	---	---	4,577,600	
PPABOR	P.P.A. S.A. (CR)	---	---	---	---	---	---	89,321	
TPEIRBOR	PIRAEUS BANK (CR)	3,000	---	---	---	---	---	12,861,662	
PPCBOR	PPC (CR)	162,555	---	---	1,500	5.39%	---	16,986,278	
PROFBOR	PROFILE SA (CR)	---	---	---	---	---	---	64,526	
QLCOBOR	QUALCO GROUP (CR)	---	---	---	---	---	---	899,246	
QUESTBOR	QUEST HOLDINGS (CR)	3,991	---	---	---	---	---	50,229	
TITCBOR	TITAN (CB)	94	---	---	---	---	---	132,313	
OLTHBOR	TPA SA (CR)	---	---	---	---	---	---	750	
TRESTATESBOR	TRADE ESTATES REIC (CR)	---	---	---	---	---	---	---	
VIOBOR	VIOHALCO SA/IV (CB)	---	---	---	---	---	---	---	

## Stock Lending Notes

[1] - Multilateral contracts Lending or Borrowing as per Methods 8-1, 8-2 and 8-3-3 (According to ATHEX BoD Resolution No.17)

[2] - Bilateral Contracts Lending or Borrowing as per Methods 8-3-1 and 8-3-2 & Contracts as per Method 4 (According to ATHEX BoD Resolution No.20)

[3] - The information concerning OTC Stock Borrowing Transactions is based on the statements of the Dematerialised Securities System (DSS) operators involved and refers to volumes that have been registered up until the previous working day.

[4] - Average Price (Volume weighted)

[5] - The Data concerning Open Interest before the start of trading session

## Sectors codification for listed companies

12003 -	ETF	10101010	Computer Services
10101015	Software	10102030	Computer Hardware
15101010	Telecommunications Equipment	15102015	Telecommunications Services
20101010	Health Care Facilities	20102010	Medical Equipment
20103015	Pharmaceuticals	30101010	Banks
30202000	Diversified Financial Services	30202010	Asset Managers & Custodians
30202015	Investment Services	30204000	Closed End Investments
30302010	Full Line Insurance	30302015	Insurance Brokers
30302025	Property and Casualty Insurance	35101010	Real Estate Holding and Development
35101015	Real Estate Services	35102000	Diversified REITs
35102045	Retail REITs.	40202015	Household Furnishings
40202020	Household Appliance	40203040	Electronic Entertainment
40204020	Clothing & Accessories	40301010	Entertainment
40301030	Publishing	40301035	Radio & TV Broadcasters
40401010	Diversified Retailers	40401020	Apparel Retailers
40401025	Home Improvement Retailers	40401030	Specialty Retailers
40501010	Airlines	40501015	Travel & Tourism
40501020	Casinos & Gambling	40501025	Hotels & Motels
45101015	Distillers & Vintners	45101020	Soft Drinks
45102010	Farming Fishing Ranching & Plantations	45102020	Food Products
45103010	Tobacco	45201010	Food Retailers & Wholesalers
45201020	Personal Products	50101010	Construction
50101020	Building Roof/Wallboard and Plumbing	50101030	Cement
50101035	Building Materials: Other	50202010	Electrical Components
50203015	Plastics	50203030	Containers & Packaging
50204000	Machinery: Industrial	50204020	Machinery: Construction & Handling
50205010	Industrial Suppliers	50205020	Back Office Support HR & Consulting
50205030	Forms & Bulk Printing Services	50206015	Commercial Vehicles & Parts
50206030	Marine Transportation	50206060	Transportation Services
55101000	Diversified Materials	55101020	Textile Products
55102000	General Mining	55102010	Iron & Steel
55102015	Metal Fabricating	55102035	Aluminum
60101020	Oil Refining and Marketing	65101010	Alternative Electricity
65101015	Conventional Electricity	65102000	Multi-Utilities
65102030	Water		



**Λεωφ.Αθηνών 110 | 104 42 Αθήνα**  
**110 Athinon Ave | 104 42 Athens GR**  
**T +30 210 3366 800**  
<https://athens.euronext.com/>

