

# Euronext Athens

**Ημερήσιο Δελτίο Συναλλακτικής  
Δραστηριότητας**

---

**Daily Official List of Trading Activity**

# 26



**Disclaimer:**

This publication is for information purposes only and is not a recommendation to engage in investment activities. This publication is provided "as is" without representation or warranty of any kind. Whilst all reasonable care has been taken to ensure the accuracy of the content, Euronext does not guarantee its accuracy or completeness. Euronext will not be held liable for any loss or damages of any nature ensuing from using, trusting or acting on information provided. No information set out or referred to in this publication shall form the basis of any contract. The creation of rights and obligations in respect of financial products that are traded on the exchanges operated by Euronext's subsidiaries shall depend solely on the applicable rules of the market operator. All proprietary rights and interest in or connected with this publication shall vest in Euronext. No part of it may be redistributed in any form without the prior written permission of Euronext. Euronext refers to Euronext N.V. and its affiliates. Information regarding trademarks and intellectual property rights of Euronext is located at [www.euronext.com/terms-use](http://www.euronext.com/terms-use)

©2026, Euronext N.V. – All rights reserved

The Company is not liable for the accuracy of the data included in listed companies' announcements. Only the sender of such an announcement is fully and solely liable for any infringement of third party's rights from the content of such announcement. All contents of the Daily Official List are provided only for information purposes and do not constitute investment advice or solicitation to invest in securities or other products listed for trading on the Exchange.

---

**EURONEXT ATHENS HOLDING S.A.**

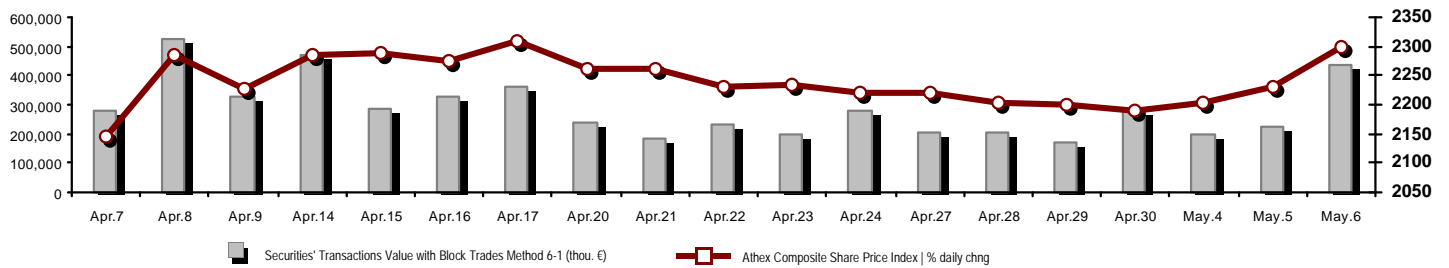
110 Athinon Ave., 10442 Athens, Tel: (210) 33.66.800, Fax: (210) 32.13.938

<https://athens.euronext.com>

---

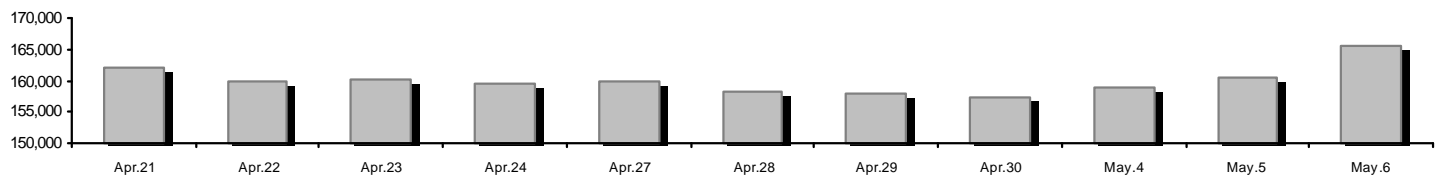
Summary of Markets

Athex Composite Share Price Index vs Shares and Derivatives Transactions Value

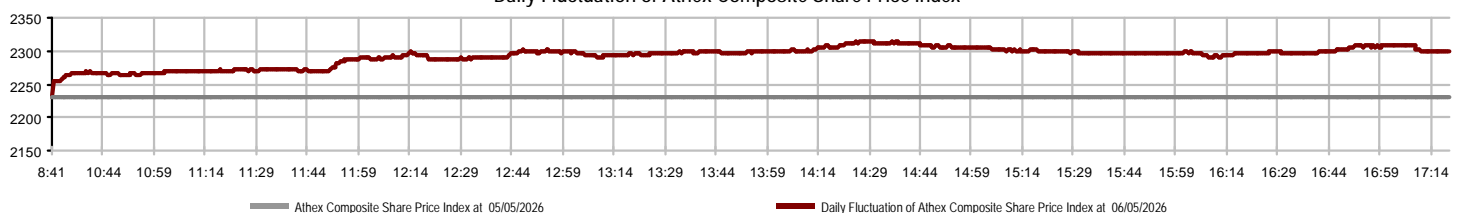


Euronext Athens Capitalisation (mill. €)**:	165,579.07	Derivatives Total Open Interest	1,826,071
Daily change: mill. €   %	4,966.82 3.09%	in Index Futures   % daily chng	9,845 0.00%
Yearly Avg Capitalisation: mill. €   % chng prev year Avg	154,486.25 20.98%	in Stock Futures   % daily chng	1,811,893 0.00%
Athex Composite Share Price Index   % daily chng	2,299.87 3.17%	in Index Options   % daily chng	3,131 0.00%
Athex Composite Share Price Index Capitalisation (mill. €)	155,116.79	in Stock Options   % daily chng	1,202 0.00%
Daily change (mill. €)	4,850.04		
Securities' Transactions Value with Block Trades Method 6-1 (t	438,983.79	Derivatives Contracts Volume:	58,524
Daily change: %	215,998.81 96.87%	Daily change: pieces   %	39,167 202.34%
YtD Avg Trans. Value: thou. €   % chng prev year Avg	349,330.25 61.67%	YtD Avg Derivatives Contracts % chng prev year Avg	78,974 37.15%
Blocks Transactions Value of Method 6-1 (thou. €)	42,326.41	Derivatives Trades Number:	4,951
Blocks Transactions Value of Method 6-2 & 6-3 (thou. €)	0.00	Daily change: number   %	3,199 182.59%
Bonds Transactions Value (thou.€)	1,496.77	YtD Avg Trades number % chng prev year Avg	3,040 37.44%
Securities' Transactions Volume with Block Trades Method 6-1 (tho	64,519.11	Lending Total Open Interest	311,123
Daily change: thou. pieces   %	34,324.14 113.68%	Daily change: pieces   %	-4,015 -1.27%
YtD Avg Volume: % chng prev year Avg	53,847.47 29.17%	Lending Volume (Multilateral/Bilateral)	44,102
Blocks Transactions Volume of Method 6-1 (thou. Pieces)	4,608.16	Daily change: pieces   %	34,033
Blocks Transactions Volume of Method 6-2 & 6-3 (thou. Pieces)	0.00	Multilateral Lending	42,602
Bonds Transactions Volume	1,507,000	Bilateral Lending	1,500
Securities' Trades Number with Block Trades Method 6-1	98,935	Lending Trades Number:	7
Daily change: number   %	41,819 73.22%	Daily change: %	1
YtD Avg Trades number % chng prev year Avg	76,041 51.75%	Multilateral Lending Trades Number	6
Number of Blocks Method 6-1	29	Bilateral Lending Trades Number	1
Number of Blocks Method 6-2 & 6-3	0		
Number of Bonds Transactions	311		

Euronext Athens Capitalisation (mill. €)\*\*



Daily Fluctuation of Athex Composite Share Price Index



## Athex Indices

Index name	06/05/2026	05/05/2026	pts.	%	Min	Max	Year min	Year max	Year change
Athex Composite Share Price Index	2,299.87 #	2,229.19	70.68	3.17%	2,229.19	2,314.77	1,998.09	2,407.09	8.45% #
Athex Composite Index Total Return Index	4,554.91 #	4,414.76	140.15	3.17%	4,414.76	4,584.42	3,942.63	4,745.66	8.97% #
Athex ESG Index	2,731.23 #	2,642.62	88.61	3.35%	2,642.62	2,750.01	2,361.87	2,867.98	9.15% #
ATHEX Small Cap Price Index	2,426.86 #	2,410.03	16.83	0.70%	2,410.03	2,438.51	2,193.29	2,627.20	-4.78% €
ATHEX EN.A. Growth Price Index	17,438.44 €	17,554.25	-115.81	-0.66%	17,316.03	17,909.18	16,564.67	20,788.55	-11.86% €
FTSE/Athex Large Cap	5,841.87 #	5,649.56	192.31	3.40%	5,649.56	5,884.37	5,057.48	6,153.73	9.17% #
FTSE/Athex Mid Cap Index	2,945.31 #	2,904.02	41.29	1.42%	2,904.02	2,946.33	2,510.28	2,946.33	4.26% #
FTSE/ATHEX High Dividend Yield Index	4,736.72 #	4,714.54	22.18	0.47%	4,714.54	4,783.71	4,495.63	5,149.57	-4.16% €
FTSE/Athex Market Index	1,379.47 #	1,334.34	45.13	3.38%	1,334.34	1,390.50	1,190.89	1,449.15	9.39% #
FTSE/Athex Banks	2,625.74 #	2,501.24	124.50	4.98%	2,501.24	2,667.70	2,143.30	2,859.37	14.47% #
FTSE/ATHEX TECHNOLOGY & TELECOMMUNICAT	6,990.86 #	6,895.26	95.60	1.39%	6,895.26	7,004.09	6,027.65	7,004.09	3.19% #
FTSE/ATHEX HEALTH CARE	6,330.36 #	6,159.94	170.42	2.77%	6,159.94	6,383.27	4,884.62	6,397.75	24.59% #
FTSE/ATHEX FINANCIAL SERVICES	12,276.06 #	11,696.84	579.22	4.95%	11,696.84	12,471.48	10,029.11	13,356.35	14.44% #
FTSE/ATHEX REAL ESTATE	5,409.48 #	5,381.05	28.43	0.53%	5,381.05	5,462.25	5,093.00	5,898.28	-3.68% €
FTSE/ATHEX CONSUMER DISCRETIONARY	4,727.44 #	4,686.77	40.67	0.87%	4,686.77	4,763.43	4,472.82	5,876.98	-19.06% €
FTSE/ATHEX CONSUMER STAPLES	10,044.41 #	9,898.13	146.28	1.48%	9,884.92	10,069.83	8,640.95	10,243.39	13.98% #
FTSE/ATHEX INDUSTRIALS	12,547.95 #	12,124.44	423.51	3.49%	12,124.44	12,557.06	10,051.45	12,557.06	24.84% #
FTSE/ATHEX BASIC MATERIALS	12,040.45 #	11,282.59	757.86	6.72%	11,282.59	12,045.11	8,778.94	12,045.11	26.39% #
FTSE/ATHEX ENERGY & UTILITIES	6,875.25 #	6,839.50	35.75	0.52%	6,837.71	6,948.90	6,127.28	7,506.29	-0.03% €
Athex All Share Index	525.95 #	510.17	15.78	3.09%	525.95	525.95	460.14	542.74	8.60% #
Hellenic Mid & Small Cap Index	3,195.27 #	3,136.12	59.15	1.89%	3,136.12	3,199.80	2,761.30	3,199.80	10.36% #
FTSE/Athex Large Cap Total Return	10,499.84 #	10,154.19	345.65	3.40%			9,100.35	11,012.64	9.67% #
FTSE/Athex Mid Cap Total Return	4,244.03 #	4,184.53	59.50	1.42%			3,625.91	4,244.03	4.71% #
MSCI GREECE REBASED	9,212.10 #	8,822.30	389.80	4.42%	8,822.30	9,313.36	7,755.87	10,138.65	7.57% #
Hellenic Corporate Bond Index	144.16 #	144.04	0.12	0.08%			143.28	145.27	-0.14% €
Hellenic Corporate Bond Price Index	92.60 #	92.53	0.07	0.07%			92.37	93.97	-1.42% €

Note 1: FTSE/Med 100, Hellenic Corporate Bond Price Index and Hellenic Corporate Bond Index closing prices refer to the previous trading day of 04/05/2026.

Note 2: The Hellenic Mid & Small Cap Index is a Customized index calculated by the Athens Exchange.

## Analytic Figures for Athex Market's Boards and Categories

	Total Traded Securities	Main Market	Surveillance	Exchange Traded Funds (ETFs)
Totals	124	122	1	1
Gain / Lose / Same:	80 / 32 / 12	79 / 32 / 11	0 / 0 / 1	1 / 0 / 0
Euronext Athens Capitalisation (mill. €)	165,579.07	165,576.36	2.71	
Daily Average Trans/ons Value(thou.€)	349,330.25	349,233.61	4.67	451.05
Transactions Value	438,983.79	438,784.13	0.09	199.56
Main Board:	396,640.24	396,440.58	0.09	199.56
Blocks Board 6_2_3:	42,326.41	42,326.41	0.00	0.00
Forced Sales Board:	17.14	17.14	0.00	0.00
Special Terms Board:	0.00	0.00	0.00	0.00
Daily Average Transactions Volume	53,847,473	53,885,359	4,941	7,935
Transactions Volume	64,519,105	64,515,220	495	3,390
Main Board:	59,909,795	59,905,910	495	3,390
Blocks Board 6_2_3:	4,608,162	4,608,162	0	0
Forced Sales Board:	1,148	1,148	0	0
Special Terms Board:	0	0	0	0
Daily Average Number of Trades	76,041	75,874	10	159
Number of Trades	98,935	98,785	1	149
Main Board:	98,903	98,753	1	149
Blocks Board 6_2_3:	29	29	0	0
Forced Sales Board:	3	3	0	0
Special Terms Board:	0	0	0	0

## Trading Details by Euronext Athens Sectors and Financial Instruments (ETFs)

Code	Sectors	Gain / Lose / Same	Number of Trades	Transactions Volume	Transactions Value	% of Total Trans. Value
3010	- Banks	6 / 1 / 1	40,657	48,088,439	249,901,683.48	56.93%
5510	- Basic Resources	7 / 2 / 4	3,034	931,626	8,347,279.05	1.90%
5010	- Construction & Materials	10 / 1 / 0	9,584	2,219,005	29,272,808.16	6.67%
4020	- Consumer Products & Services	2 / 0 / 2	101	85,012	47,014.25	0.01%
6010	- Energy	0 / 3 / 1	5,556	824,094	13,999,744.87	3.19%
12000	- Financial Instruments	1 / 0 / 0	149	3,390	199,562.12	0.05%
3020	- Financial Services	2 / 1 / 1	353	46,586	299,559.33	0.07%
4510	- Food Beverage & Tobacco	3 / 2 / 0	881	131,116	5,451,964.11	1.24%
2010	- Health Care	2 / 1 / 0	395	248,986	411,311.29	0.09%
5020	- Industrial Goods & Services	15 / 3 / 1	3,898	823,446	10,631,484.37	2.42%
3030	- Insurance	2 / 0 / 0	334	194,678	449,521.19	0.10%
4030	- Media	1 / 2 / 0	299	119,611	484,840.14	0.11%
4520	- Personal Care, Drug & Grocery Stores	0 / 2 / 0	477	37,566	406,314.07	0.09%
3510	- Real Estate	7 / 3 / 2	2,717	781,712	3,799,768.24	0.87%
4040	- Retail	5 / 5 / 0	5,451	1,570,843	28,072,514.79	6.39%
1010	- Technology	7 / 4 / 0	2,436	769,476	3,553,247.03	0.81%
1510	- Telecommunications	2 / 0 / 0	2,464	469,498	8,663,251.14	1.97%
4050	- Travel & Leisure	5 / 0 / 0	7,638	4,150,294	18,310,531.85	4.17%
6510	- Utilities	3 / 2 / 0	12,511	3,023,727	56,681,388.65	12.91%

## Top 10 best &amp; worst performing Shares

## Main Market

With positive Price change	Closing price	change	With negative Price change	Closing price	change
VIOHALCO SA/NV (CB)	17.3	10.90% #	MOTOR OIL (CR)	36.8	-4.86% €
Y/KNOT (CR)	1.195	8.15% #	HELLENIQ ENERGY (CR)	9.9	-3.23% €
AVAX S.A. (CR)	3.495	7.87% #	MPLE KEDROS (CR)	4.38	-2.67% €
ALPHA BANK (CR)	3.775	7.86% #	BRIQ PROPERTIES (CR)	3.05	-2.56% €
TITAN (CB)	49.56	7.65% #	EURONEXT ATHENS (CR)	6.91	-1.99% €
EUROBANK (CR)	3.9	6.85% #	PAPOUTSANIS (CR)	3.88	-1.77% €
PIRAEUS BANK (CR)	8.6	5.31% #	EYDAP S.A. (CR)	10	-1.58% €
AKTOR S.A. HOLDING CO. (CR)	11.38	5.18% #	CPI SA (CR)	0.486	-1.22% €
FRIGOGLASS SA (CR)	0.385	4.90% #	KARELIA (CR)	425	-1.16% €
THESSALONIKA WATER & SEWERAGE	4.29	4.89% #	ILYDA S.A. (CR)	4.335	-1.14% €
With the highest Transactions Value	Value (thou. €)	change	With the highest Transactions Volume	Volume	change
ALPHA BANK (CR)	63,376.64	7.86% #	ALPHA BANK (CR)	16,965,202	7.86% #
EUROBANK (CR)	63,025.19	6.85% #	EUROBANK (CR)	16,275,990	6.85% #
NATIONAL BANK (CR)	56,495.33	3.03% #	PIRAEUS BANK (CR)	5,840,236	5.31% #
PIRAEUS BANK (CR)	50,131.31	5.31% #	NATIONAL BANK (CR)	3,951,947	3.03% #
PPC (CR)	33,558.11	3.19% #	CrediaBank (CR)	3,833,869	4.21% #
JUMBO SA (CR)	26,393.13	-0.87% €	BALLY'S INTRALOT (CR)	1,989,109	1.17% #
METLEN PLC (CR)	19,559.36	2.25% #	PPC (CR)	1,808,306	3.19% #
GEK TERNA (CR)	14,700.44	2.31% #	JUMBO SA (CR)	1,161,944	-0.87% €
Allwyn AG (CR)	11,028.27	2.12% #	Y/KNOT (CR)	986,155	8.15% #
BANK OF CYPRUS (CR)	9,469.82	3.94% #	BANK OF CYPRUS (CR)	974,765	3.94% #

Note: Stocks that are not included in the "Under Supervision" category, and the transactions value is more than 10,000 €.

## Derivatives Summary

	Number of Trades	Volume	Open Interest
Index Futures	489	2,536	9,845
FTSE/Athex Banks	4	70	3,315
FTSE/Athex Large Cap	485	2,466	6,530
MSCI GREECE REBASED	0	0	0
Stock Futures	4,405	55,317	1,811,893
ADMIE (IPTO) HOLDING S.A. (CR)	20	210	8,517
AEGEAN AIRLINES (CR)	60	183	2,609
AKTOR S.A. HOLDING CO. (CR)	53	337	99,376
Allwyn AG (CR)	136	579	6,864
ALPHA BANK (CR)	692	13,950	70,296
ATHENS INTL AIRPORT (CR)	7	44	314
AUTOHELLAS SA (CR)	0	0	122
AVAX S.A. (CR)	62	368	2,424
BALLY'S INTRALOT (CR)	91	6,362	1,323,641
BANK OF CYPRUS (CR)	18	84	766
CC HBC AG (CR)	41	240	147
CENERGY HOLDINGS (CB)	49	231	3,825
CrediaBank (CR)	220	7,840	90,009
ELLAKTOR (CR)	11	15	1,654
ELVALHALCOR (CR)	94	498	3,382
EUROBANK (CR)	287	7,694	32,198
EURONEXT ATHENS (CR)	21	93	388
EYDAP S.A. (CR)	26	218	13,467
FOURLIS (CR)	10	46	3,043
GEK TERNA (CR)	24	61	5,007
HELLENIQ ENERGY (CR)	55	275	3,951
INTRACOM HOLDINGS (CR)	180	1,644	13,114
JUMBO SA (CR)	96	288	4,830
LAMDA DEVELOPMENT SA (CR)	97	503	23,219
METLEN PLC (CR)	296	909	15,284
MIG (CR)	4	7	146
MOTOR OIL (CR)	31	55	307
NATIONAL BANK (CR)	366	3,455	13,537
OPTIMA BANK (CR)	24	109	548
OTE (CR)	12	38	862
P.P.A. S.A. (CR)	0	0	43
PIRAEUS BANK (CR)	802	6,078	47,578
PPC (CR)	267	1,521	17,243
QUEST HOLDINGS (CR)	0	0	236
TITAN (CB)	48	165	407
VIOHALCO SA/NV (CB)	205	1,217	2,539
Index Options	55	652	3,131
FTSE/Athex Large Cap	55	652	3,131
Stock Options	2	19	1,202
Allwyn AG (CR)	1	15	250
ALPHA BANK (CR)	1	4	39
NATIONAL BANK (CR)	0	0	399
OTE (CR)	0	0	258
PIRAEUS BANK (CR)	0	0	0
PPC (CR)	0	0	256
<b>Total Derivatives Traded</b>	<b>4,951</b>	<b>58,524</b>	<b>1,826,071</b>

Number of Outstanding Securities	Nominal Value	Dividends [1]			Date of Last Coupon		Note	Shares	Closing price	% change	Previous closing price/date	Open price	Price min	Price max	Last price	Avg price	Last Bid [7]	Last Ask [7]	P/E after tax	Year	Volume	Trades	Transactions Value[8]	Company Mkt Value (thou. €)	Year low	Year high	Sector[4]	
2023	2024	2025	Dividend [2]	Right																								
806,782,473	0.300	1.6123	1.4029	0.5	08/04/2026	25/06/2024	---	Allwyn AG (CR)	13.26	2.12 #	12.985	05/05/2026	13.2	13.115	13.54	13.26	13.357	3322@13.26	9470@13.36	---	---	825,661	4,448	11,028,273.780	697,935.59	12.104	19.0367	40501020
2,315,261,358	0.290	0.026	0.0303	0.0485	01/12/2025	18/04/2017	---	ALPHA BANK (CR)	3.775	7.86 #	3.5	05/05/2026	3.58	3.58	3.794	3.775	3.736	5000@3.76	9108@3.78	---	---	16,965,202	10,457	63,376,640.86	8,740,111.63	2.95	4.489	30101010
58,492,542	1.00	---	0.1	---	23/06/2025	27/01/2025	---	ALTER EGO MEDIA (CR)	5.5	2.04 #	5.39	05/05/2026	5.39	5.39	5.62	5.5	5.5	200@5.45	269@5.50	---	---	85,199	233	468,602.25	321,708.98	4.88	6.425	40301035
36,353,868	1.00	0.1	0.11	---	01/07/2025	21/08/2023	---	AUSTRIACARD (CB)	8.24	-0.96 €	8.32	05/05/2026	8.33	8.22	8.46	8.24	8.341	2023@8.23	500@8.28	---	---	64,496	274	537,964.94	299,555.87	6.04	8.58	10101010
48,624,764	0.080	0.7	0.85	0.85	24/04/2026	05/12/2022	---	AUTOHELLAS SA (CR)	11.06	-0.18 €	11.08	05/05/2026	11.18	11	11.26	11.06	11.127	846@11.06	400@11.16	---	---	74,236	201	826,012.50	537,789.89	10.58	13.44	40401030
1,867,802,694	0.300	---	---	---	30/05/2013	10/10/2023	---	BALLY'S INTRALOT (CR)	1.128	1.17 #	1.115	05/05/2026	1.12	1.113	1.139	1.128	1.123	7354@1.12	12611@1.13	---	---	1,989,109	696	2,233,150.93	2,106,881.44	0.822	1.154	40501020
435,686,031	0.100	---	0.48	0.2	22/09/2025	23/09/2024	---	BANK OF CYPRUS (CR)	9.77	3.94 #	9.4	05/05/2026	9.48	9.47	9.885	9.77	9.715	12@9.77	27440@9.77	---	---	974,765	2,101	9,469,821.86	4,256,652.52	7.94	9.885	30101010
212,384,903	0.08	0.14	---	---	24/06/2025	07/12/2016	---	CENERGY HOLDINGS (CB)	25	1.63 #	24.6	05/05/2026	24.6	24.56	25.3	25	24.936	241@24.98	758@25.00	---	2025	288,869	1,808	7,203,111.84	5,309,622.58	15.12	25.3	50202010
373,239,562	6.70	0.93	1.03	---	29/05/2025	29/04/2013	---	CC HBC AG (CR)	51.7	2.99 #	50.2	05/05/2026	50.1	50.1	52	51.7	51.534	687@51.50	511@51.80	---	---	88,350	534	4,553,024.40	9,296,485.36	42.5	55.75	45101020
1,993,012,407	0.050	---	---	---	04/06/2008	16/10/2024	---	CrediaBank (CR)	1.338	4.21 #	1.284	05/05/2026	1.32	1.3	1.358	1.338	1.335	2000@1.33	7333@1.34	---	---	3,833,869	1,711	5,116,595.25	2,666,650.60	0.871	1.722	30101010
3,631,510,801	0.220	0.0933	0.105	0.0468	06/11/2025	20/05/2019	---	EUROBANK (CR)	3.9	6.85 #	3.65	05/05/2026	3.739	3.737	3.952	3.9	3.872	6645@3.90	87817@3.90	---	---	16,275,990	9,776	63,025,190.66	4,162,892.12	3.162	4.392	30101010
51,889,670	1.00	0.12	0.15	---	27/06/2025	23/07/2019	---	FOURLIS (CR)	4.8	1.05 #	4.75	05/05/2026	4.75	4.75	4.87	4.8	4.817	3514@4.80	235@4.85	---	---	56,142	376	270,445.05	249,070.42	4.04	4.98	40401010
305,635,185	2.18	0.9	0.75	0.2	19/01/2026	01/10/2003	---	HELLENIO ENERGY (CR)	9.9	-3.23 €	10.23	05/05/2026	10.18	9.79	10.23	9.9	9.961	270@9.89	44@9.99	---	---	562,902	2,648	5,606,976.80	3,025,788.33	8.4	10.4	60101020
83,600,000	0.690	0.0504	0.1209	---	22/09/2025	02/07/2024	---	INTRACOM HOLDINGS (CR)	3.54	4.58 #	3.385	05/05/2026	3.435	3.41	3.635	3.54	3.5	2182@3.51	1250@3.55	---	---	353,242	874	1,236,451.05	295,944.00	2.685	3.85	10101010
134,365,561	0.880	1.4726	0.5063	---	23/03/2026	05/03/2014	---	JUMBO SA (CR)	22.7	-0.87 €	22.9	05/05/2026	23.06	22.54	23.14	22.7	22.715	2149@22.68	225@22.80	---	---	1,161,944	4,427	26,393,132.54	3,050,098.23	21.82	28.7	40401010
176,736,715	0.300	---	---	---	30/05/2007	27/11/2019	---	LAMDA DEVELOPMENT SA (CR)	6.195	1.56 #	6.1	05/05/2026	6.14	6.14	6.28	6.195	6.213	1517@6.20	8500@6.20	---	---	476,664	1,947	2,961,335.20	1,094,883.95	5.85	7.76	35101010
169,043,561	0.300	---	0.02	---	17/07/2025	28/11/2022	---	LAVIPHARM SA (CR)	1.6	4.85 #	1.526	05/05/2026	1.58	1.57	1.608	1.6	1.591	4046@1.59	2191@1.60	---	---	216,456	273	344,370.53	270,469.70	0.937	1.608	20103015
143,022,980	1.00	---	---	---	04/08/2025	---	---	METLEN PLC (CR)	37.3	2.25 #	36.48	05/05/2026	37.12	37.12	38.1	37.3	37.606	5372@37.30	1000@37.48	---	---	520,117	5,070	19,559,362.60	5,334,757.15	31.9	47.68	65102000
126,502,434	0.500	0.0304	0.0302	---	15/05/2025	28/07/2021	---	PREMIA (CR)	1.38	0.88 #	1.368	05/05/2026	1.37	1.368	1.386	1.38	1.38	145@1.38	3800@1.38	---	---	105,273	201	145,248.74	174,573.36	1.236	1.49	35102000
24,823,934	0.230	0.049	0.0647	---	01/07/2025	08/06/2022	---	PROFILE SA (CR)	7.45	0.54 #	7.41	05/05/2026	7.48	7.39	7.53	7.45	7.445	300@7.42	949@7.45	---	---	81,752	249	608,674.49	184,938.31	6	8.12	10101010
70,029,804	1.00	---	---	---	15/05/2025	---	---	QUALCO GROUP (CR)	5.77	2.49 #	5.63	05/05/2026	5.66	5.66	5.77	5.77	5.73	1312@5.75	48@5.77	---	---	48,852	239	279,929.43	404,071.97	5.08	6.73	10101015
35,377,749	0.280	---	---	---	18/07/2005	22/12/2025	---	QUALITY & RELIABILITY SA (CR)	1.206	1.52 #	1.188	05/05/2026	1.19	1.19	1.21	1.206	1.203	2610@1.20	467@1.21	---	---	65,476	97	78,758.44	42,665.57	1	1.43	10101010
78,325,475	0.85	3	---	---	30/06/2025	23/07/2019	---	TITAN (CB)	49.56	7.65 #	46.04	05/05/2026	46.04	46.04	49.56	49.56	49.001	150@49.40	148@49.58	---	---	150,230	2,362	7,361,370.56	3,881,810.54	42.6	59	50101030
259,189,761	0.12	0.16	---	---	24/06/2025	26/02/2016	---	VIOHALCO SA/NV (CB)	17.3	10.90 #	15.6	05/05/2026	15.84	15.84	17.3	17.3	16.728	21@17.28	35@17.32	---	---	345,575	1,392	5,780,922.98	4,483,982.87	11.4	17.3	55102015
148,321,516	0.300	0.03	0.07	---	02/09/2025	22/01/2020	---	AVAX S.A. (CR)	3.495	7.87 #	3.24	05/05/2026	3.25	3.25	3.5	3.495	3.401	196@3.49	21079@3.50	---	---	888,388	1,558	3,021,698.33	518,383.70	2.79	3.645	50101010
232,000,000	2.12	0.0582	0.1207	0.1207	25/09/2025	19/06/2017	---	ADMIE (IPTO) HOLDING S.A. (CR)	3.225	-0.16 €	3.23	05/05/2026	3.23	3.2	3.275	3.225	3.242	9980@3.23	2@3.23	---	2025	377,297	680	1,223,047.43	748,200.00	2.76	3.33	65101015
90,167,100	0.500	0.7515	0.8041	0.903	28/04/2026	24/05/2021	---	AEGEAN AIRLINES (CR)	11.52	4.06 #	11.07	05/05/2026	11.4	11.28	11.9	11.52	11.522	1074@11.52	545@11.53	---	---	334,385	1,626	3,852,658.92	1,038,724.99	10.8	15.36	40501010
204,002,463	0.300	---	---	---	12/08/2008	07/01/2025	---	AKTOR S.A. HOLDING CO. (CR)	11.38	5.18 #	10.82	05/05/2026	11.18	10.98	11.38	11.38	11.151	4768@11.36	1830@11.40	---	---	283,379	1,029	3,159,961.88	2,321,548.03	9.25	11.7	50101010
103,423,291	0.570	---	0.4134	---	25/06/2025	28/08/2024	---	GEK TERNA (CR)	42.5	2.31 #	41.54	05/05/2026	41.8	41.8	42.68	42.5	42.273	1483@42.48	19587@42.50	---	---	347,748	3,483	14,700,444.42	4,395,489.87	25.28	42.68	50101010
369,270,000	2.48	0.25	0.4	---	21/07/2025	12/12/2001	---	PPC (CR)	18.78	3.19 #	18.2	05/05/2026	18.44	18.22	18.94	18.78	18.558	5082@18.77	110@18.86	---	---	1,808,306	5,616	33,558,110.32	6,934,890.60	16.28	20.56	65101015
309,544,087	1.00	0.33	0.7862	0.6621	22/04/2026	07/02/2024	---	ATHENS INTL AIRPORT (CR)	10.04	2.45 #	9.8	05/05/2026	9.92	9.88	10.2	10.04	10.029	250@10.00	601@10.05	---	2025	229,332	1,007	2,299,953.03	3,107,822.63	9.68	12	50206060
914,715,153	1.00	0.3643	0.4442	0.221	10/11/2025	29/08/2018	---	NATIONAL BANK (CR)	14.3	3.03 #	13.88	05/05/2026	14.195	13.93	14.74	14.3	14.296	2223@14.30	3691@14.37	---	---	3,951,947	8,586	56,495,333.53	3,080,426.69	12.06	16.005	30101010
27,728,682	0.260	(0.06)	0.065	---	14/07/2025	24/07/2024	---	EKTER SA (CR)	4.465	1.59 #	4.395	05/05/2026	4.4	4.4	4.49	4.465	4.452	200@4.45	765@4.47	---	---	101,624	409	452,429.56	123,808.57	3.28	4.59	50101010
375,241,586	0.390	0.04	0.0901	---	26/06/2025	14/07/2006	---	ELVALHALCOR (CR)	4.55	4.60 #	4.35	05/05/2026	4.395	4.395	4.595	4.55	4.524	394@4.53	40@4.56	---	---	501,068	1,268	2,266,702.08	1,707,349.22	3.21	5.07	55102015
348,192,005	0.040	---	---	0.5029	22/12/2025	24/03/2025	---																					

## Daily Official List

Year: 147 Trading Day No: 81

## Section 2: Analytic Figures of Shares Transactions

Wednesday, 6 May, 2026

Number of Outstanding Securities	Nominal Value	Dividends [1]			Date of Last Coupon		Note	Shares	Closing price	% change	Previous closing price/date		Open price	Price min	Price max	Last price	Avg price	Last Bid [7]	Last Ask [7]	P/E after tax	Year	Volume	Trades	Transactions Value[8]	Company Mkt Value (thou. €)	Year low	Year high	Sector[4]
2023	2024	2025	Dividend [2]	Right																								
63,700,000	0.780	0.2313	0.3139	0.3952	04/05/2026	13/06/2018	---	GR. SARANTIS S.A. (CR)	14.58	-0.95	€ 14.72	05/05/2026	14.72	14.54	14.82	14.58	14.609	20@14.58	360@14.64	---	---	24,302	400	355,037.86	928,746.00	12.92	15.74	45201020
221,322,426	1.15	(0.1467)	(0.19)	---	23/06/2025	09/07/2025	---	OPTIMA BANK (CR)	8.8	-1.12	€ 8.9	05/05/2026	8.925	8.8	9.45	8.8	9.118	3129@8.80	39@9.22	---	---	239,472	939	2,183,517.05	1,947,637.35	7.59	10.1	30101010
1,235,953,028	0.930	0.0632	---	---	10/07/2024	03/06/2025	---	PIRAEUS BANK (CR)	8.6	5.31	# 8.166	05/05/2026	8.354	8.31	8.7	8.6	8.584	23597@8.60	2400@8.61	---	---	5,840,236	7,001	50,131,311.470	629,196.04	6.53	8.99	30101010

## Main Market - Medium Liquidity Class

13,126,020	0.660	0.1376	0.1713	---	16/12/2025	04/09/2020	---	AS COMPANY SA (CR)	4.455	0.34	# 4.44	05/05/2026	4.435	4.435	4.49	4.455	4.468	150@4.42	54@4.46	---	---	15,456	46	69,059.95	58,476.42	3.62	4.5	40401030
14,000,000	1.95	0.26	0.5	---	24/06/2025	26/03/2024	---	ALPHA REAL ESTATE (CR)	7.5	---	~ 7.5	05/05/2026	7.5	7.44	7.54	7.5	7.503	991@7.44	499@7.50	---	---	7,620	52	57,172.82	105,000.00	6.94	7.58	35101015
3,150,744	0.360	0.563	0.5842	---	27/05/2025	02/06/2020	---	ALPHA TRUST HOLDINGS (CR)	19.95	---	~ 19.95	05/05/2026	19.8	19.8	19.95	19.95	19.948	100@19.75	366@20.00	---	---	1,420	16	28,326.00	62,857.34	11.9	20	30202010
243,164,193	0.300	0.07	0.07	---	12/09/2025	05/12/2023	---	ATTICA HOLDINGS (CR)	1.666	0.36	# 1.66	05/05/2026	1.686	1.62	1.69	1.666	1.668	5@1.66	5898@1.67	---	---	14,984	75	24,989.03	405,111.55	1.5	2.06	40501015
178,157,803	0.040	---	---	---	01/07/2008	21/02/2020	---	AVE (CR)	0.444	-0.22	€ 0.445	05/05/2026	0.445	0.439	0.448	0.444	0.443	100@0.440	3900@0.445	---	---	33,267	57	14,744.76	79,102.06	0.423	0.49	40301010
47,149,827	2.10	---	0.135	0.2	06/05/2026	27/12/2024	---	BRIQ PROPERTIES (CR)	3.05	-2.56	€ 3.13	05/05/2026	3.07	3.04	3.07	3.06	3.056	5000@3.05	2231@3.06	---	---	36,226	60	110,716.87	143,806.97	2.86	3.16	35102000
101,123,806	0.360	---	---	---	22/07/2010	28/06/2011	---	CENTRIC HOLDINGS (CR)	0.313	1.95	# 0.307	05/05/2026	0.307	0.307	0.318	0.313	0.313	5610@0.310	58@0.314	---	---	60,093	59	18,803.04	31,651.75	0.276	0.42	40203040
784,500	10.00	0.5008	0.4	0.15	02/12/2025	31/07/2018	---	CNL CAPITAL (CR)	6.75	---	~ 6.75	05/05/2026	---	---	---	---	---	100@6.70	200@6.80	---	2025	---	---	---	5,295.38	6.3	7.6	30202010
10,567,700	0.300	---	---	---	06/10/2005	13/02/2002	---	CPI SA (CR)	0.486	-1.22	€ 0.492	05/05/2026	0.499	0.475	0.499	0.486	0.48	695@0.480	243@0.487	---	---	25,087	58	12,040.27	5,135.90	0.442	0.646	10102030
18,680,300	0.050	---	---	---	06/07/2022	---	---	DIMAND (CR)	13.2	-0.75	€ 13.3	05/05/2026	13.3	12.95	13.35	13.2	13.163	500@13.10	1200@13.25	---	---	12,775	89	168,158.50	246,579.96	10.95	13.5	35101010
15,333,480	0.100	---	0.04	---	07/07/2025	02/02/2026	---	E.I.N.S. (CR)	1.692	1.68	# 1.664	05/05/2026	1.662	1.662	1.7	1.692	1.682	2700@1.69	859@1.69	---	---	79,954	178	134,478.66	25,944.25	1.38	2.115	50205020
60,348,000	0.420	0.2504	0.3025	---	23/06/2025	04/08/2021	---	EURONEXT ATHENS (CR)	6.91	-1.99	€ 7.05	05/05/2026	7.1	6.9	7.1	6.91	6.955	486@6.91	1300@7.09	---	---	21,910	146	152,386.21	417,004.68	5.72	7.43	30202015
121,168,897	0.040	---	---	---	07/07/2010	16/01/2024	5160	FRIGOGLASS SA (CR)	0.385	4.90	# 0.367	05/05/2026	0.369	0.369	0.409	0.385	0.383	3496@0.374	9380@0.386	---	2024	50,733	73	19,423.36	46,650.03	0.291	0.5	50204000
56,003,921	1.55	---	---	---	30/08/1993	29/01/2026	---	IDEAL HOLDINGS (CR)	6.09	0.49	# 6.06	05/05/2026	6.1	6.08	6.16	6.09	6.114	10@6.08	1000@6.14	---	---	37,932	179	231,914.35	341,063.88	5.3	6.71	10102030
4,740,000	0.860	---	---	---	14/03/2003	---	---	LOGISMOS S.A. (CR)	2.1	---	~ 2.1	05/05/2026	---	---	---	---	---	225@2.02	390@2.10	---	2025	---	---	---	9,954.00	1.96	2.58	10101015
17,120,280	0.940	0.12	0.3	---	26/05/2025	26/06/2023	---	LOULIS FOOD (CR)	3.79	0.80	# 3.76	05/05/2026	3.79	3.75	3.85	3.76	3.787	1000@3.66	2700@3.76	---	---	10,519	34	39,830.35	64,885.86	3.42	4.1	45102020
4,419,616	1.58	0.06	0.13	---	07/07/2025	04/03/2015	---	MEDICON S.A. (CR)	2.58	1.58	# 2.54	05/05/2026	2.54	2.51	2.6	2.58	2.575	200@2.54	120@2.58	---	---	10,611	31	27,327.07	11,402.61	2.32	2.75	20102010
468,700	2.8	2.4	---	---	12/06/2025	21/05/2004	---	MERMEREN KOMB. A.D. PR. (GDR)	33.8	---	~ 33.8	05/05/2026	---	---	---	---	---	8@31.40	3@32.80	---	2025	---	---	---	15,842.06	31	36.2	55102000
10,500,000	0.950	0.15	0.25	---	04/07/2025	21/07/2023	---	MEVACO SA (CR)	8.48	-0.23	€ 8.5	05/05/2026	8.5	8.42	8.68	8.48	8.53	102@8.46	25@8.48	---	2025	11,072	77	94,448.76	89,040.00	8.3	9.85	55102015
31,400,000	0.400	---	---	---	26/04/2007	10/05/2023	---	MIG (CR)	3.32	0.61	# 3.3	05/05/2026	3.215	3.2	3.34	3.32	3.27	91@3.30	100@3.33	---	---	15,424	147	50,443.08	104,248.00	2.82	3.85	30202000
153,908,095	0.870	0.0229	0.0248	---	11/09/2025	02/08/2024	---	ORILINA PROPERTIES REIC (CR)	0.84	0.24	# 0.838	05/05/2026	0.838	0.838	0.848	0.838	0.844	1499@0.838	1500@0.846	---	---	23,331	92	19,684.65	129,282.80	0.77	0.886	35102000
14,101,683	0.100	0.0526	0.1091	---	03/06/2025	02/11/2021	---	PERFORMANCE TECHNOLOGIES (CR)	8.92	0.79	# 8.85	05/05/2026	8.9	8.74	8.92	8.92	8.837	120@8.75	3@8.91	---	---	8,921	53	78,835.06	125,787.01	6.62	9.16	10101010
107,222,688	0.440	0.22	0.3	---	23/06/2025	16/03/2022	---	QUEST HOLDINGS (CR)	7.06	1.58	# 6.95	05/05/2026	6.96	6.96	7.08	7.06	7.017	624@6.96	743@7.06	---	---	19,835	121	139,191.41	756,992.18	6.07	7.22	10101010
30,703,824	0.400	0.04	0.0509	---	19/08/2025	06/08/2021	---	REAL CONSULTING (CR)	6.5	-0.92	€ 6.56	05/05/2026	6.6	6.46	6.62	6.5	6.525	300@6.46	400@6.56	---	---	32,629	107	212,900.74	199,574.86	4.95	6.7	10101010
6,456,530	1.08	0.16	0.15	---	21/07/2025	02/08/2010	---	SPACE HELLAS SA (CR)	6.58	3.14	# 6.38	05/05/2026	6.44	6.38	6.6	6.58	6.502	650@6.50	294@6.58	---	---	4,617	52	30,020.52	42,483.97	5.92	8.48	15101010
121,132,042	1.60	0.08	0.1	0.0651	30/12/2025	10/11/2023	---	TRADE ESTATES REIC (CR)	2	0.50	# 1.99	05/05/2026	2.005	1.992	2.04	2	2.005	929@1.99	37983@2.00	---	---	70,134	91	140,617.34	242,264.08	1.81	2.04	35102045
17,513,933	0.300	---	---	---	16/11/1992	09/10/2025	---	UNIBIOS (CR)	2.585	1.17	# 2.555	05/05/2026	2.6	2.535	2.635	2.585	2.611	250@2.57	571@2.58	---	---	14,495	76	37,853.03	45,273.52	2.13	2.97	50204000
37,975,800	0.600	---	---	---	10/09/2019	01/04/2026	---	YKNOT (CR)	1.195	8.15	# 1.105	05/05/2026	1.135	1.13	1.23	1.195	1.188	436@1.19	1852@1.20	---	---	986,155	793	1,171,459.19	45,381.08	0.7326	1.7394	40501015
32,413,681	0.370	---	---	---	15/07/2009	11/05/2000	---	ALUMIL (CR)	6.04	2.37	# 5.9	05/05/2026	5.98	5.91	6.06	6.06	6.009	676@6.02	1141@6.06	---	---	22,448	121	134,881.45	195,778.63	5	6.88	55102035
3,734,164	3.44	0.4954	0.5896	---	14/10/2025	19/07/2022	---	ANDROMEDA SA (CR)	8.74	1.16	# 8.64	05/05/2026	8.64	8.64	8.78	8.78	8.734	300@8.64	200@8.76	---	2025	7,832	44	68,404.04	32,636.59	7.58	9.1	30204000
23,986,500	1.00	---	---	---	26/06/2009	25/08/2025	---	BIOKARPET S.A.(CR)	1.676	3.97	# 1.612	05/05/2026	1.63	1.63	1.688	1.676	1.664	222@1.66	9@1.68	---	---	20,715	79	34,463.13	40,201.37	1.45	2.06	50101035
6,325,000	0.600	0.145	0.07	---	28/07/2025	17/02/2014	---	VOYATZOGLOU (CR)	2.03	0.49	# 2.02	05/05/2026	2.01	2	2.03	2.03	2.014	2017@2.01	180@2.03	---	---	3,400	39	6,846.85	12,839.75	1.96	2.44	50205010
24,060,000	0.300	0.075	0.075	---	17/06/2025	01/07/2019	---	GEN. COMMERCIAL & IND.SA (CR)	2.32	-0.43	€ 2.33	05/05/2026	2.28	2.28	2.34													

## Daily Official List

Year: 147 Trading Day No: 81

## Section 2: Analytic Figures of Shares Transactions

Wednesday, 6 May, 2026

Number of Outstanding Securities	Nominal Value	Dividends [1]			Date of Last Coupon		Note	Shares	Closing price	% change	Previous closing price/date	Open price	Price min	Price max	Last price	Avg price	Last Bid [7]	Last Ask [7]	P/E after tax	Year	Volume	Trades	Transactions Value[8]	Company Mkt Value (thou. €)	Year low	Year high	Sector[4]	
		2023	2024	2025	Dividend [2]	Right																						
34,720,000	0.310	---	---	---	16/06/2010	01/08/2007	---	DROMEAS SA (CR)	0.319	4.59 #	0.305	05/05/2026	0.323	0.312	0.328	0.319	0.322	1499@0.312	495@0.319	---	---	20,207	24	6,506.00	11,075.68	0.295	0.39	40202015
13,673,200	0.420	0.05	0.05	---	19/08/2025	26/07/2001	---	EVROFARMA (CR)	3.51	-1.13 €	3.55	05/05/2026	3.55	3.51	3.58	3.51	3.545	28@3.51	45@3.56	---	---	3,215	28	11,398.16	47,992.93	3.02	4.07	45102020
18,146,007	1.00	---	---	---	23/08/2023	10/09/2010	---	ELASTRON (CR)	2.37	0.42 #	2.36	05/05/2026	2.31	2.31	2.39	2.37	2.36	9999@2.35	4254@2.37	---	---	15,599	59	36,816.36	43,006.04	2.02	2.65	55102010
23,828,130	0.500	0.108	0.1366	---	14/07/2025	17/02/2009	---	ELINOIL S.A. (CR)	2.2	---	2.2	05/05/2026	2.26	2.18	2.26	2.2	2.193	1100@2.19	247@2.20	---	---	5,488	23	12,033.35	52,421.89	2.1	2.59	60101020
19,864,886	5.60	0.672	0.672	0.672	23/04/2026	02/07/2008	---	BANK OF GREECE (CR)	14.85	---	14.85	05/05/2026	15	14.8	15	14.85	14.842	311@14.80	400@14.90	---	2025	6,958	86	103,272.80	294,993.56	14.75	17.5	30101010
26,730,187	0.520	---	0.07	---	09/07/2025	01/08/2017	---	ELTON SA (CR)	1.835	1.94 #	1.8	05/05/2026	1.805	1.805	1.84	1.835	1.823	3115@1.82	1490@1.84	---	---	29,736	77	54,211.00	49,049.89	1.62	2.22	50205010
36,300,000	1.12	0.0276	0.055	---	01/07/2025	12/12/2007	---	THESSALONIKA WATER & SEWERAGE	4.29	4.89 #	4.09	05/05/2026	4.15	4.15	4.29	4.29	4.246	5000@4.28	11671@4.29	---	---	150,062	386	637,183.60	155,727.00	3.4	4.29	65102030
143,352,325	0.260	---	---	---	29/08/2022	28/04/2025	---	EVROPI HOLDINGS S.A. (CR)	2.01	4.80 #	1.918	05/05/2026	1.926	1.92	2.06	2.01	2.002	1000@1.98	11612@2.01	---	---	181,902	239	364,234.97	288,138.17	1.77	2.34	30302025
86,735,980	0.310	0.02	---	---	22/07/2024	07/09/2023	---	ATHENS MEDICAL CENTER SA (CR)	1.8	-0.55 €	1.81	05/05/2026	1.815	1.78	1.835	1.8	1.807	50@1.80	840@1.80	---	---	21,919	91	39,613.69	156,124.76	1.565	2.07	20101010
114,320,400	0.100	---	---	---	26/11/2021	05/08/2019	---	IKTINOS HELLAS SA (CR)	0.3255	3.99 #	0.313	05/05/2026	0.3195	0.314	0.33	0.3255	0.322	2000@0.322	946@0.327	---	---	116,744	122	37,581.33	37,211.29	0.302	0.4535	50101035
14,111,198	0.450	(0.0133)	0.07	---	31/07/2025	09/01/2025	---	ILYDA S.A. (CR)	4.335	-1.14 €	4.385	05/05/2026	4.395	4.3	4.6	4.335	4.37	1000@4.33	250@4.38	---	2025	31,254	185	136,586.85	61,172.04	3.74	5.52	10101015
3,417,600	0.100	0.016	---	---	04/07/2024	02/04/2024	---	INTERWOOD-XYLEMPORIA (PR)	0.43	2.87 #	0.418	05/05/2026	0.434	0.43	0.434	0.43	0.432	127@0.408	127@0.428	---	---	20	2	8.64	13,596.01	0.4	0.76	50101020
45,417,399	0.100	---	---	---	25/07/2008	02/04/2024	---	INTERWOOD-XYLEMPORIA (CR)	0.267	-0.37 €	0.268	05/05/2026	0.271	0.26	0.273	0.268	0.268	320@0.262	1500@0.267	---	---	20,871	21	5,589.36	13,596.01	0.201	0.274	50101020
18,567,912	0.590	0.16	0.201	---	02/07/2025	26/01/2021	---	INTERLIFE G.C.I.(CR)	6.62	0.30 #	6.6	05/05/2026	6.66	6.6	6.78	6.62	6.676	20@6.62	1300@6.66	---	2025	12,776	95	85,286.22	122,919.58	5.56	7	30302025
8,424,900	0.500	---	---	---	12/07/2010	04/07/2019	---	INTERTECH SA (CR)	1.535	0.66 #	1.525	05/05/2026	1.5	1.5	1.55	1.535	1.529	10@1.50	295@1.54	---	2025	3,719	15	5,686.07	12,932.22	0.99	1.615	50205010
2,760,000	11.83	12.4	14	---	30/05/2025	16/07/1990	---	KARELIA (CR)	425	-1.16 €	430	05/05/2026	430	420	430	421	427.19	46@420.00	1@426.00	---	---	252	35	107,652.00	1,173,000.00	354	430	45103010
19,804,134	0.150	---	---	---	01/07/2004	06/11/2017	---	KEKROPS SA (CR)	1.68	0.90 #	1.665	05/05/2026	1.705	1.645	1.71	1.68	1.689	1@1.68	1310@1.70	---	2025	7,743	41	13,078.79	33,270.95	1.53	2.35	35101010
11,510,102	0.890	---	---	---	24/06/2005	06/10/1999	---	NAFPAKTOS TEXTILE (CR)	1.25	1.63 #	1.23	05/05/2026	1.2	1.2	1.25	1.25	1.225	200@1.23	156@1.25	---	---	8,220	20	10,070.75	14,387.63	1.175	1.69	55101020
21,224,340	0.420	---	---	---	06/09/2022	25/04/2006	---	KORDELLOS BROS SA (CR)	0.445	2.54 #	0.434	05/05/2026	0.442	0.43	0.45	0.445	0.441	3600@0.420	242@0.445	---	2025	17,989	31	7,940.47	9,444.83	0.366	0.554	55102010
33,065,136	0.380	0.3506	0.4007	---	21/08/2025	16/09/2013	---	KRI-KRI S.A. (CR)	26	4.00 #	25	05/05/2026	25.25	25.05	26.1	26	25.714	400@25.50	500@26.05	---	2025	28,780	250	740,059.20	859,693.54	19.18	26.1	45102020
6,200,000	0.500	---	---	---	22/06/2010	01/11/1995	---	MINERVA KNITWEAR (CR)	0.58	---	0.58	05/05/2026	0.575	0.57	0.58	0.58	0.571	998@0.570	81@0.585	---	---	1,203	6	687.21	3,596.00	0.473	0.772	40204020
5,939,268	0.620	---	---	---	10/07/2003	03/01/2002	---	LANAKAM SA (CR)	1.46	-0.68 €	1.47	05/05/2026	1.33	1.33	1.46	1.46	1.392	1000@1.33	517@1.46	---	---	899	13	1,251.18	8,671.33	0.96	1.47	40401020
9,819,370	0.500	---	---	---	14/08/2007	09/01/2004	---	MATHIOS REFRACTORY SA (CR)	0.76	---	0.76	05/05/2026	0.76	0.76	0.76	0.76	0.76	150@0.730	132@0.760	---	---	45	3	34.20	7,462.72	0.59	0.97	55101000
30,150,000	0.360	0.122	0.1335	---	17/06/2025	25/04/2019	---	MOTODYNAMICS S.A. (CR)	2.58	-0.39 €	2.59	05/05/2026	2.62	2.57	2.62	2.58	2.596	105@2.58	2000@2.60	---	---	23,123	60	60,029.07	77,787.00	2.23	2.7	40401030
126,431,958	2.50	0.025	0.043	---	03/06/2025	05/06/2024	---	NOVAL PROPERTY REIC (CR)	2.66	1.92 #	2.61	05/05/2026	2.62	2.62	2.72	2.65	2.668	1484@2.65	3000@2.67	---	2025	14,352	46	38,284.16	336,309.01	2.51	2.92	35102045
10,080,000	3.00	1.3	2	---	16/05/2025	27/08/2001	---	TPA SA (CR)	39.5	1.54 #	38.9	05/05/2026	39	38.5	39.9	39.5	39.306	400@39.40	1121@39.50	---	---	4,493	42	176,603.20	398,160.00	33.2	39.9	50206060
25,000,000	2.00	1.336	1.92	---	04/08/2025	08/08/2003	---	P.P.A. S.A. (CR)	38.1	0.39 #	37.95	05/05/2026	38.1	37.8	38.45	38.1	38.082	247@38.10	230@38.45	---	2025	6,954	157	264,819.80	952,500.00	35.4	41.1	50206060
68,926,799	0.240	---	---	---	07/07/2023	---	---	ONYX TOURISTIKI S.A. (CR)	1.484	1.92 #	1.456	05/05/2026	1.462	1.434	1.496	1.484	1.462	650@1.47	835@1.48	---	---	193,130	133	282,428.55	102,287.37	1.33	2.22	40401020
4,971,466	1.46	---	---	---	04/07/2007	08/10/2003	---	PAIRIS SA (CR)	0.8	0.50 #	0.796	05/05/2026	0.844	0.784	0.848	0.8	0.796	140@0.792	74@0.800	---	---	7,865	43	6,258.10	3,977.17	0.6	0.984	50203030
27,098,594	0.540	0.0702	0.0605	0.0909	21/04/2026	14/01/2021	---	PAPOUTSANIS (CR)	3.88	-1.77 €	3.95	05/05/2026	3.95	3.8	3.95	3.88	3.866	100@3.84	100@3.88	---	2025	13,264	77	51,276.21	105,142.54	3.32	4.06	45201020
7,070,400	0.930	0.8645	0.3242	---	11/07/2025	06/05/2016	---	PETROPOULOS PETROS (CR)	8.18	-0.97 €	8.26	05/05/2026	8.3	8.18	8.3	8.2	8.256	363@8.06	373@8.18	---	---	2,703	19	22,316.74	57,835.87	7.58	8.98	50206015
43,741,452	0.660	0.2388	0.2391	0.07	19/01/2026	01/11/1999	---	THRACE PLASTICS SA (CR)	4.15	0.61 #	4.125	05/05/2026	4.16	4.14	4.19	4.15	4.167	200@4.14	3641@4.15	---	---	78,826	230	328,468.96	181,527.03	3.55	4.535	50203015
21,912,599	0.300	0.0485	0.0483	---	29/04/2025	23/02/2007	---	REVOIL (CR)	1.62	-0.92 €	1.635	05/05/2026	1.62	1.585	1.665	1.62	1.618	500@1.60	533@1.62	---	---	31,253	99	50,573.78	35,498.41	1.535	1.86	60101020
13,582,223	1.35	---	---	---	24/06/2008	02/02/2016	---	SIDMA STEEL (CR)	1.605	-0.31 €	1.61	05/05/2026	1.61	1.58	1.64	1.64	1.612	430@1.58	100@1.65	---	---	5,231	34	8,431.40	21,799.47	1.455	2.12	55102010
40,693,350	5.00	---	---	---	03/07/2006	26/05/2015	---	TECHNICAL OLYMPIC SA (CR)	2.37	0.85 #	2.35	05/05/2026	2.33	2.33	2.41	2.37	2.394	794@2.37	1200@2.42	---	---	10,455	69	25,025.57	96,443.24	2.12	2.61	50206030
3,048,000	0.300	---	---	---	06/07/2007	01/06/2021	---	TZIRAKIAN PROFIL (CR)	1.98	0.25 #	1.975	05/05/2026	2	1.975	2.02	1.98	1.988	200@1.96	2594@1.98	---	2025	3,150	20	6,262.95	6,035.04	1.42	2.02	55102010
1,011,000	1.00	---	---	---	01/07/2004	11/12/2012	5193	TRIA ALFA SA (CR)	6	---	6	05/05/2026	6	6	6	6	6	100@5.50	83@6.05	---	2025	50	2	300.00	6,066.00	4.64	7.5	55101020
45,680,000	1.00	---	0.044	---	19/06/2025	27/03/2025	---	FAIS (CR)	3.6	-1.10 €	3.64	05/05/2026	3.64	3.59	3.64	3.6	3.612	730@3.60	1000@3.63	---	---	42,426	137	153,254.35	164,448.00	3.34	3.995	40401020
8,340,750	1.16	---	---	---	25/06/2009	17/09/2018	---	HAIDEMENOS SA (CR)	0.705	-0.70 €	0.71	05/05/2026	0.705	0.705	0.705	0.705	0.705	2663@0.705	350@0.720	---	2025	11	1	7.76	5,880.23	0.65	0.845	50205030

Number of Outstanding Securities	Nominal Value	Dividends [1]			Date of Last Coupon		Note	Shares	Closing price	% change	Previous closing price/date	Open price	Price min	Price max	Last price	Avg price	Last Bid [7]	Last Ask [7]	P/E after tax	Year	Volume	Trades	Transactions Value[8]	Company Mkt Value (thou. €)	Year low	Year high	Sector[4]	
		2023	2024	2025	Dividend [2]	Right																						
11,943,624	0.540	0.15	0.165	---	01/07/2025	30/08/2019	---	FLEXOPACK SA (CR)	8	---	8	05/05/2026	8	8	8	8	8	96@8.00	---	---	---	4	1	32.00	95,548.99	7.4	8.6	50203030
244,737,498	0.500	0.02	0.03	0.04	26/03/2026	28/12/2023	---	TRASTOR REAL EST. INV. CO.(CR)	1.245	0.40 #	1.24	05/05/2026	1.23	1.23	1.25	1.25	1.247	3095@1.24	245@1.27	---	2025	1,610	11	2,007.50	304,698.19	1.15	1.38	35102000
15,300,000	0.300	---	0.01	---	09/10/2025	13/12/1999	---	ATTICA PUBLICATIONS SA (CR)	1.295	-4.43 €	1.355	05/05/2026	1.325	1.295	1.325	1.305	1.304	725@1.25	325@1.35	---	---	1,145	9	1,493.13	19,813.50	1.17	1.44	40301030
18,810,000	0.400	0.0381	0.0591	---	20/10/2025	14/11/2007	---	VARVERIS - MODA BAGNO SA (CR)	7.06	0.86 #	7	05/05/2026	6.88	6.86	7.06	7.06	6.961	52@6.84	1@7.06	---	---	1,406	39	9,787.68	132,798.60	5.16	7.06	40401025
3,307,500	0.210	0.4	0.4	---	23/10/2025	30/11/2022	---	ELVE SA (CR)	5.9	---	5.9	05/05/2026	6	5.9	6	5.9	5.99	376@5.90	980@5.95	---	2025	3,509	12	21,018.00	19,514.25	5	6	40204020
21,364,000	1.12	---	---	---	21/08/2023	08/03/2023	---	LAMPASA HOTEL SA (CR)	47.6	---	47.6	05/05/2026	---	---	---	---	---	29@49.00	50@49.20	---	---	---	---	---	1,016,926.40	42.2	48.4	40501025
38,566,614	0.500	---	---	---	21/07/2008	07/07/2025	---	MOUZAKIS (CR)	0.5	---	0.5	05/05/2026	0.55	0.498	0.55	0.55	0.546	100@0.550	972@0.550	---	---	684	6	373.60	19,283.31	0.498	0.69	55101020
42,500,000	1.00	0.0383	0.0538	0.3714	06/05/2026	13/09/2023	---	MPLE KEDROS (CR)	4.38	-2.67 €	4.5	05/05/2026	4.4	4.38	4.45	4.38	4.411	500@4.38	500@4.48	---	---	4,850	29	21,391.47	186,150.00	4.23	4.51	35102000
6,340,000	0.600	0.2	0.23	0.23	09/12/2025	11/01/2024	---	NAKAS MUSIC	3.42	0.59 #	3.4	05/05/2026	3.4	3.38	3.46	3.42	3.419	24@3.38	153@3.42	---	---	2,081	19	7,113.92	21,682.80	3.24	3.92	40401030
27,379,200	0.980	0.5001	0.52	---	25/08/2025	29/08/2022	---	CRETE PLASTICS SA (CR)	14.8	2.78 #	14.4	05/05/2026	14.9	14.6	14.9	14.7	14.825	455@14.70	70@15.20	---	---	228	4	3,380.00	405,212.16	13.2	15.9	50203015
255,494,534	2.71	0.247	0.705	0.216	15/12/2025	30/09/2021	---	PRODEA (CR)	5.8	---	5.8	05/05/2026	5.8	5.7	5.85	5.8	5.776	1390@5.75	5353@5.80	---	---	21,134	58	122,072.20	1,481,868.30	5.2	6.5	35102000
4,181,450	0.500	---	---	---	21/08/2000	05/03/2002	---	FLOUR MILLS SARANTOPOULOS SA	1.56	---	1.56	05/05/2026	---	---	---	---	---	---	1@1.56	---	---	---	---	---	6,523.06	1.12	1.7	45102020

## Exchange Traded Funds (ETFs)

1,380,078	---	---	---	---	15/06/2016	---	---	ALPHA ETF FTSE Athex Large Cap	59.42	3.84 #	57.22	05/05/2026	58.24	58.05	59.58	59.42	58.868	5000@59.00	4000@59.47	---	---	3,390	149	199,562.12	---	51.03	66.71	12003
-----------	-----	-----	-----	-----	------------	-----	-----	--------------------------------	-------	--------	-------	------------	-------	-------	-------	-------	--------	------------	------------	-----	-----	-------	-----	------------	-----	-------	-------	-------

## Surveillance

8,321,682	0.670	---	---	---	17/08/2007	23/11/1999	---	N. LEVENTERIS (CR)	0.278	---	0.278	05/05/2026	---	---	---	---	---	---	8618@0.252	---	2025	---	---	---	2,708.80	0.252	0.32	55102010
2,160,524	0.670	---	---	---	03/12/2018	23/11/1999	---	N. LEVENTERIS (PR)	0.183	---	0.183	05/05/2026	0.19	0.19	0.19	0.19	0.19	---	1505@0.190	---	2025	495	1	94.05	2,708.80	0.165	0.2	55102010

## Suspension Status

13,191,620	0.620	---	---	---	04/08/2010	09/09/2002	5232	YALCO - CONSTANTINO (CR)	0.16	---	0.16	30/05/2025	---	---	---	---	---	---	26032@0.162	---	---	---	---	---	2,110.66	0.16	0.16	40202020	
17,579,754	4.16	---	---	---	18/08/2006	02/08/2010	---	BIOTER SA (CR)	0.206	---	0.206	30/05/2025	---	---	---	---	---	---	---	---	---	---	---	---	3,621.43	0.206	0.206	50101010	
3,961,300	1.28	---	---	---	29/06/2004	03/08/2000	5248	DUROS SA (CR)	0.25	---	0.25	24/04/2023	---	---	---	---	---	---	---	---	---	---	---	---	990.33	0.25	0.25	40204020	
15,842,391	1.51	---	---	---	15/07/2009	12/05/2000	5141	BITROS HOLDING SA (CR)	0.51	---	0.51	30/05/2025	---	---	---	---	---	---	---	---	---	---	---	---	8,079.62	0.51	0.51	55102010	
24,319,250	0.300	---	---	---	09/07/2002	04/07/2007	5165	PROODEFTIKH SA (CR)	0.296	---	0.296	30/04/2026	---	---	---	---	---	---	---	500@0.306	---	---	---	---	---	7,198.50	0.281	0.5	50101010
28,438,268	0.070	---	---	---	21/08/2006	24/11/1999	5253	SPIROY AGRICULTURE SA (CR)	0.138	---	0.138	30/05/2025	---	---	---	---	---	---	---	---	---	---	---	---	3,924.48	0.138	0.138	45102010	

## Shares' Notes

Code	Note text
( )	- Adjusted dividends.
*	- Last adjusted closing price.
[1]	- Net dividends.
[2]	- The "Date of Last Coupon" for New listings refers to the date company's stocks started to trade in Athex
[3]	- The Company Market Value is referred to the number of outstanding shares
[4]	- Sectors codification can be found in Appendix A
[5]	- The Market Value refers to the total number of shares listed (including their several classes) in the exchange by the company.
[6]	- P/E greater than 100
[7]	- Last view of the Order Book before the end of the trading session
[8]	- All Blocks Methods' Transactions Value are included.
5141	- Transfer to the Surveillance Category as of 10/05/2017.
5160	- Transfer to the Surveillance Category as of 15/04/2016.
5165	- Transfer to the Surveillance Category as of 15/02/2018.
5193	- Transfer to the Surveillance Category as of 25/10/2018.
5232	- Transfer to the Under Surveillance Category from 08/04/2011.
5248	- Transfer to the Surveillance Category as of 06/09/20116.
5253	- Transfer to the Surveillance Category as of 14/5/2021.

## Securities Blocks Details

Securities	Block Volume	Price	Block Trade Value	Time of approval	Note
JUMBO SA (CR)	30,000	23.08	692,400.00	10:39:40	20
NATIONAL BANK (CR)	125,000	14.08	1,760,000.00	11:04:54	20
EUROBANK (CR)	100,000	3.77	377,000.00	11:22:35	20
AEGEAN AIRLINES (CR)	100,000	11.28	1,128,000.00	11:33:09	20
CENERGY HOLDINGS (CB)	20,000	24.84	496,800.00	11:37:15	20
AUTOHELLAS SA (CR)	50,000	11.14	557,000.00	12:22:06	20
EUROBANK (CR)	163,001	3.84	626,575.84	12:44:05	20
OTE (CR)	21,109	18.53	391,149.77	12:51:09	20
EUROBANK (CR)	155,000	3.86	597,680.00	12:54:52	20
NATIONAL BANK (CR)	100,000	14.38	1,438,000.00	12:55:22	20
NATIONAL BANK (CR)	75,000	14.44	1,083,000.00	12:57:19	20
ALPHA BANK (CR)	270,200	3.76	1,015,681.80	12:57:28	20
ALPHA BANK (CR)	258,000	3.75	967,500.00	13:21:04	20
ALPHA BANK (CR)	200,000	3.75	750,000.00	13:22:10	20
ALPHA BANK (CR)	200,000	3.75	750,000.00	13:22:53	20
NATIONAL BANK (CR)	142,500	14.30	2,037,037.50	13:24:34	20
NATIONAL BANK (CR)	50,000	14.32	716,000.00	13:30:31	20
NATIONAL BANK (CR)	231,000	14.30	3,303,300.00	13:55:57	20
NATIONAL BANK (CR)	47,059	14.30	672,943.70	14:03:47	20
OTE (CR)	20,000	18.64	372,800.00	14:28:11	20
AKTOR S.A. HOLDING CO. (CR)	45,000	11.00	495,000.00	15:00:24	20
MOTOR OIL (CR)	22,949	37.02	849,571.98	15:07:56	20
NATIONAL BANK (CR)	50,000	14.35	717,250.00	16:23:57	20
NATIONAL BANK (CR)	50,000	14.34	717,000.00	16:24:32	20
ELVALHALCOR (CR)	100,000	4.53	453,000.00	16:42:45	20
ALPHA BANK (CR)	200,000	3.73	746,000.00	16:54:07	20
NATIONAL BANK (CR)	238,616	14.25	3,399,084.92	17:02:26	20
JUMBO SA (CR)	137,629	22.70	3,124,178.30	17:13:32	20
PIRAEUS BANK (CR)	1,406,099	8.60	12,092,451.40	17:14:04	20

## Blocks Notes

9 - Method 6-1 / Special Fees

10 - Method 6-1 / Special Fees, SDS

14 - Method 6-3 / Settlement, Incomplete Buy and Sell

18 - Method 6-2 / SPOT 1

19 - Method 6-2 / SPOT 2

20 - Method 6-1 and Method 6-1 Same Day Settlement

21 - Other Pre-agreed

## Shares Rights Details

Occured date	Exercise from	Exercise until	Trading until	Rights	Price min	Price max	Closing price	Last Bid	Last Ask	Volume	Trades	Transactions Value
--------------	---------------	----------------	---------------	--------	-----------	-----------	---------------	----------	----------	--------	--------	--------------------

No Rights Transactions.

### Forced Sales Details

Securities	Category of Security	Transactions Volume	Number of Trades	Transactions Value	Note
ALPHA BANK (CR)	Stocks	92	1	347.30	1
Allwyn AG (CR)	Stocks	550	1	7,293.00	1
PPC (CR)	Stocks	506	1	9,502.68	1

### Forced Sales Notes

- 1 - Compulsory Public Forced Sales
- 2 - Forced Sales of Fixed Registered Shares
- 3 - Forced Sales of Remaining Fractional Shares

## Exchange Traded Funds (ETFs) Characteristics

	Transactions Date (T)	Creation / Redemption	Units (T-1)	New Units (T-1)	Redemption Units (T-1)	Units (T) [1]	Fund Assets [2]	Net Unit Price	Dividend per Unit	Dividend Date
ALPHA ETF FTSE Athex Large Cap	06/05/2026	5,000	1,380,078	---	---	1,380,078	78,689,910.00	57.0185	1.15	01/07/2025

## ETFs Notes

[1] - Units (T) = Units (T-1) + New Units (T-1) - Redemption Units (T-1)

[2] - The Creation / Redemption Units of T-1 are included.

## Non Convertible Corporate Bonds - Regulated Market

Num Listed Bonds	Nominal price	Issue price	Today's Rate	Exp. Date	Duration (years)	Note	Coupon		Trading Unit	Corporate Bonds	Accrued Int.	Yield.T.Mat	Price min	Price max	Closing price	Previous closing price/date	Volume	Transactions Value	Last order		ear min	Year max		
							Common	Preferred											Price	Buy / Sell			Date	
250,000	1,000.00	1,000.00	3.75	25/02/2033	7	---	1	---	1	CAPITAL CLEAN ENERGY CARRIERS CORP. (Non Convert)	7.5000	3.9350	98.5000	98.9999	98.8400	98.6840	05/05/2026	206,000	205,019.13	98.4800	B	36/05/2026	95.0002	99.9895
320,000	1,000.00	1,000.00	3.40	21/07/2027	7	---	12	---	1	LAMDA DEVELOPMENT S.A. (Non Convertible)	10.1056	3.4010	99.2000	99.5000	99.2000	99.2300	05/05/2026	15,000	15,046.58	98.8000	B	36/05/2026	97.5000	100.0000
200,000	1,000.00	1,000.00	1.90	23/03/2028	7	---	11	---	1	MOTOR OIL CORINTH REFINERIES SA (Non Convertible)	2.4278	3.1450	97.0000	97.2000	97.2000	97.0940	05/05/2026	44,000	42,856.82	97.0000	B	36/05/2026	96.5000	98.0000
150,000	1,000.00	1,000.00	2.60	22/10/2026	7	---	14	---	1	TERNA ENERGY FINANCE S.A. (Non Convertible)	1.1556	3.5100	---	---	---	99.3000	05/05/2026	---	---	99.3600	B	36/05/2026	98.4189	99.7900
100,000	1,000.00	1,000.00	2.80	25/01/2027	5	---	9	---	1	PREMIA S.A. (Non Convertible)	7.9333	3.7450	---	---	---	99.0010	05/05/2026	---	---	99.0100	B	36/05/2026	97.7000	99.5000
500,000	1,000.00	1,000.00	4.00	10/07/2030	7	---	6	---	1	METLEN ENERGY & METALS S.A. (Non Convertible)	12.8889	3.7530	99.2000	99.4200	99.3329	99.3260	05/05/2026	133,000	133,795.14	99.2000	B	36/05/2026	98.3000	101.4000
99,697	1,000.00	1,000.00	5.50	15/12/2028	5	---	5	---	1	IDEAL HOLDINGS S.A. (Non Convertible)	22.0000	3.5240	103.6500	103.6500	103.6500	103.5250	05/05/2026	2,000	2,117.00	103.6000	B	36/05/2026	101.4645	104.1000
500,000	1,000.00	1,000.00	3.80	18/11/2032	7	---	1	---	1	LAMDA DEVELOPMENT S.A. (Non convertible)	18.0500	3.9960	98.4000	99.0000	98.6000	98.7220	05/05/2026	84,000	84,372.20	98.1000	B	36/05/2026	96.7229	99.9999
140,000	1,000.00	1,000.00	4.70	15/12/2030	5	---	1	---	1	AKTOR S.A. (Non convertible)	18.8000	4.0760	102.1000	102.2100	102.1555	102.7230	05/05/2026	11,000	11,443.90	102.2100	B	36/05/2026	100.6000	103.4900
500,000	1,000.00	1,000.00	2.75	03/07/2027	7	---	12	---	1	GEK TERNA S.A. (Non Convertible)	9.3958	3.2000	98.8999	99.0000	98.9000	98.8070	05/05/2026	188,000	187,730.91	98.8000	B	36/05/2026	97.7500	99.5000
150,000	1,000.00	1,000.00	4.10	08/04/2033	7	---	1	---	1	PREMIA REIC (Non Convertible)	3.4167	4.0990	99.9000	100.0000	99.9325	99.9330	04/05/2026	40,000	40,109.67	99.9000	B	36/05/2026	98.8220	100.3700
250,000	1,000.00	1,000.00	3.70	04/07/2032	7	---	2	---	1	AEGEAN AIRLINES S.A. (Non Convertible)	12.6417	3.7790	98.1000	99.0000	99.0000	98.1010	05/05/2026	54,000	53,820.65	98.7000	B	36/05/2026	98.0875	102.0999
300,000	1,000.00	1,000.00	2.30	20/07/2028	7	---	10	---	1	PRODEA REIC S.A.(Non Convertible)	6.9000	2.5530	98.0000	98.8600	98.8600	98.6990	05/05/2026	184,000	182,557.33	98.6520	B	36/05/2026	95.0000	99.9510
250,000	1,000.00	1,000.00	2.45	16/11/2028	7	---	9	---	1	ELVALHALCOR S.A. (Non Convertible)	11.7056	3.6890	95.9000	96.5000	96.1313	96.4000	05/05/2026	56,000	54,489.01	96.0000	B	36/05/2026	94.9873	99.0000
120,000	1,000.00	1,000.00	2.65	06/12/2028	7	---	9	---	1	NOVAL PROPERTY REIC (Non Convertible)	11.1153	3.6950	96.3000	96.5500	96.4500	96.5000	05/05/2026	18,000	17,561.08	96.4400	B	36/05/2026	95.0000	99.9900
300,000	1,000.00	1,000.00	2.30	14/12/2028	7	---	9	---	1	GEK TERNA S.A. (Non Convertible)	9.2000	3.4120	96.2000	97.0000	96.4508	96.4100	05/05/2026	111,000	108,136.20	96.3000	B	36/05/2026	95.0000	97.2100
100,000	1,000.00	1,000.00	2.95	11/02/2027	5	---	9	---	1	SAFE BULKERS PARTICIPATIONS PLC (Non Convertible)	7.0472	3.5360	98.8000	99.8900	99.2150	99.3710	05/05/2026	108,000	107,913.30	99.0100	B	36/05/2026	97.8500	99.9201
100,000	1,000.00	1,000.00	4.40	26/07/2029	7	---	8	---	1	CPLP SHIPPING HOLDINGS PLC (Non Convertible)	12.4667	3.4740	100.9999	101.0000	101.0000	100.8380	05/05/2026	11,000	11,247.13	100.5000	B	36/05/2026	100.1928	102.8500
200,000	1,000.00	1,000.00	4.25	23/01/2029	5	---	5	---	1	AUTOHELLAS S.A. (Non Convertible)	12.3958	3.8690	99.9990	100.3500	100.0000	100.3670	05/05/2026	72,000	72,899.42	99.8100	B	36/05/2026	99.5000	102.0000

## Corporate Bonds Notes

Transactions Volume = (Pieces) \* (Nominal Price). Transactions Value = (Pieces) \* (Nominal Price) \* (price %) + (Accrued interest).

The price of a Bond is stated as a percentage (%) of Bond's Nominal Price.

Nominal Price in Euros (€), except if it is noted differently.

## Non Convertible Corporate Bonds - Regulated Market

Num Listed Bonds	Nominal price	Issue price	Today's Rate	Exp. Date	Duration (years)	Note	Coupon		Trading Unit	Corporate Bonds	Accrued Int.	Yield.T.Mat	Price min	Price max	Closing price	Previous closing price/date	Volume	Transactions Value	Last order		ear min	Year max		
							Common	Preffered											Price	Buy / Sell			Date	
130,000	1,000.00	1,000.00	6.00	27/02/2029	5	---	5	---	1	INTRALOT S.A. (Non Convertible)	11.6667	4.4360	102.2002	102.7500	102.4677	102.7190	05/05/2026	15,000	15,545.16	102.2501	B	06/05/2026	101.0000	104.5000
500,000	1,000.00	1,000.00	3.20	29/09/2032	7	---	2	---	1	GEK TERNA S.A. (Non Convertible)	3.4667	3.7980	95.8500	97.0500	96.5000	96.7420	05/05/2026	155,000	150,112.32	96.5000	B	06/05/2026	94.0000	99.3790

## Corporate Bonds Notes

Transactions Volume = (Pieces) \* (Nominal Price). Transactions Value = (Pieces) \* (Nominal Price) \* (price %) + (Accrued interest).

The price of a Bond is stated as a percentage (%) of Bond's Nominal Price.

Nominal Price in Euros (€), except if it is noted differently.

## Government Bonds

Number Listed Bonds	Nominal price	Today's Rate	Accrued Interest Calc	Exp. Date [1]	Duration (years)	Note	Coupons Date	Curr. coupon value	Trading Unit	Government Bonds	Price min	Price max	Closing price	Previous closing price/date	Volume	Transactions Value	Price	Last order Buy / Sell	Date
4,000,000	1,000.00	4.13	Actual/Actual	15/06/2054	30	---	15/06	4.13	1	GGB-FXD-150654-30Y-4.125-1.000	---	---	---	---	---	---	---	---	---
4,700,000	1,000.00	1.88	Actual/Actual	04/02/2035	15	---	04/02	1.88	1	GGB-FXD-040235-15Y-1.875-1.000	---	---	---	---	---	---	---	---	---
6,000,000	1,000.00	0.75	Actual/Actual	18/06/2031	10	---	18/06	0.75	1	GGB-FXD-180631-10Y-0.750-1.000	---	---	---	---	---	---	---	---	---
3,600,000	1,000.00	3.88	Actual/Actual	15/06/2028	5	---	15/06	3.88	1	GGB-FXD-150628-05Y-3.875-1.000	---	---	---	---	---	---	---	---	---
5,962,747,327	1.00	3.75	Actual/Actual	30/01/2028	10	---	/02 - 02/02 - 31/	3.75	1	GGB-FXD-300128-10Y-3.750-1.000	---	---	---	85.4610 13/07/2018	---	---	1.0000	B	28/11/2018
7,067,309,386	1.00	3.90	Actual/Actual	30/01/2033	15	---	/02 - 02/02 - 31/	3.90	1	GGB-FXD-300133-15Y-3.900-1.000	---	---	---	78.6730 13/07/2018	---	---	1.0000	B	28/11/2018
5,622,848,349	1.00	4.00	Actual/Actual	30/01/2037	19	---	/02 - 02/02 - 31/	4.00	1	GGB-FXD-300137-19Y-4.000-1.000	---	---	---	77.0370 13/07/2018	---	---	1.0000	B	28/11/2018
5,476,770,669	1.00	4.20	Actual/Actual	30/01/2042	24	---	/02 - 02/02 - 31/	4.20	1	GGB-FXD-300142-24Y-4.200-1.000	---	---	---	77.7640 13/07/2018	---	---	1.0000	B	28/11/2018
4,950,000	1,000.00	3.38	Actual/Actual	15/06/2034	10	---	15/06	3.38	1	GGB-FXD-150634-10Y-3.375-1.000	---	---	---	---	---	---	---	---	---
41,118,344	1.00	4.30	Actual/Actual	24/02/2027	15	---	24/02	4.30	1	GGB-FXD-240227-15Y-2.000-1.000	---	---	---	10.0000 22/06/2015	---	---	---	---	---
45,137,734	1.00	4.30	Actual/Actual	24/02/2028	16	---	24/02	4.30	1	GGB-FXD-240228-16Y-2.000-1.000	---	---	---	10.0000 22/06/2015	---	---	---	---	---
61,768,888	1.00	4.30	Actual/Actual	24/02/2029	17	---	24/02	4.30	1	GGB-FXD-240229-17Y-2.000-1.000	---	---	---	10.0000 22/06/2015	---	---	---	---	---
54,567,744	1.00	4.30	Actual/Actual	24/02/2030	18	---	24/02	4.30	1	GGB-FXD-240230-18Y-2.000-1.000	---	---	---	10.0000 22/06/2015	---	---	---	---	---
37,541,515	1.00	4.30	Actual/Actual	24/02/2031	19	---	24/02	4.30	1	GGB-FXD-240231-19Y-2.000-1.000	---	---	---	10.0000 22/06/2015	---	---	---	---	---
37,558,317	1.00	4.30	Actual/Actual	24/02/2032	20	---	24/02	4.30	1	GGB-FXD-240232-20Y-2.000-1.000	---	---	---	10.0000 22/06/2015	---	---	---	---	---
37,473,732	1.00	4.30	Actual/Actual	24/02/2033	21	---	24/02	4.30	1	GGB-FXD-240233-21Y-2.000-1.000	---	---	---	10.0000 22/06/2015	---	---	---	---	---
33,888,293	1.00	4.30	Actual/Actual	24/02/2034	22	---	24/02	4.30	1	GGB-FXD-240234-22Y-2.000-1.000	---	---	---	10.0000 22/06/2015	---	---	---	---	---
35,177,800	1.00	4.30	Actual/Actual	24/02/2035	23	---	24/02	4.30	1	GGB-FXD-240235-23Y-2.000-1.000	---	---	---	10.0000 22/06/2015	---	---	---	---	---
35,547,268	1.00	4.30	Actual/Actual	24/02/2036	24	---	24/02	4.30	1	GGB-FXD-240236-24Y-2.000-1.000	---	---	---	10.0000 22/06/2015	---	---	---	---	---
40,246,306	1.00	4.30	Actual/Actual	24/02/2037	25	---	24/02	4.30	1	GGB-FXD-240237-25Y-2.000-1.000	---	---	---	10.0000 22/06/2015	---	---	---	---	---
37,643,952	1.00	4.30	Actual/Actual	24/02/2038	26	---	24/02	4.30	1	GGB-FXD-240238-26Y-2.000-1.000	---	---	---	10.0000 22/06/2015	---	---	---	---	---
36,977,100	1.00	4.30	Actual/Actual	24/02/2039	27	---	24/02	4.30	1	GGB-FXD-240239-27Y-2.000-1.000	---	---	---	10.0000 22/06/2015	---	---	---	---	---
41,615,000	1.00	4.30	Actual/Actual	24/02/2040	28	---	24/02	4.30	1	GGB-FXD-240240-28Y-2.000-1.000	---	---	---	10.0000 22/06/2015	---	---	---	---	---
42,227,208	1.00	4.30	Actual/Actual	24/02/2041	29	---	24/02	4.30	1	GGB-FXD-240241-29Y-2.000-1.000	---	---	---	10.0000 22/06/2015	---	---	---	---	---
68,288,487	1.00	4.30	Actual/Actual	24/02/2042	30	---	24/02	4.30	1	GGB-FXD-240242-30Y-2.000-1.000	---	---	---	10.0000 22/06/2015	---	---	---	---	---
4,700,000	1,000.00	3.88	Actual/Actual	12/03/2029	10	---	12/03	3.88	1	GGB-FXD-120329-10Y-3.875-1.000	---	---	---	---	---	---	100.0000	B	15/10/2019
5,500,000	1,000.00	1.50	Actual/Actual	18/06/2030	10	---	18/06	1.50	1	GGB-FXD-180630-10Y-1.500-1.000	---	---	---	---	---	---	---	---	---
5,500,000	1,000.00	4.38	Actual/Actual	18/07/2038	15	---	18/07	4.38	1	GGB-FXD-180738-15Y-4.375-1.000	---	---	---	---	---	---	---	---	---
40,000	1,000.00	2.72	FLR Actual/360	18/09/2026	1	---	18/09 - 18/03	---	1	GGB-FLT-180926-01Y-2.717-1.000	---	---	---	---	---	---	---	---	---
4,550,000	1,000.00	3.38	Actual/Actual	16/06/2036	10	---	16/06	3.38	1	GGB-FXD-160636-10Y-3.375-1000.00	---	---	---	---	---	---	---	---	---
5,364,250	1,000.00	3.25	Actual/Actual	20/03/2050	30	---	20/03	3.25	1	GGB-FXD-200350-30Y-3.250-1.000	---	---	---	---	---	---	---	---	---
4,500,000	1,000.00	3.63	Actual/Actual	15/06/2035	10	---	15/06	3.63	1	GGB-FXD-150635-10Y-3.625-1000.00	---	---	---	---	---	---	---	---	---
3,924,361	1,000.00	2.00	Actual/Actual	22/04/2027	7	---	22/04	2.00	1	GGB-FXD-220427-07Y-2.000-1.000	---	---	---	---	---	---	99.9000	B	22/04/2020
2,298,012	1,000.00	1.88	Actual/Actual	23/07/2026	7	---	23/07	1.88	1	GGB-FXD-230726-07Y-1.875-1.000	---	---	---	---	---	---	---	---	---
4,900,000	1,000.00	4.25	Actual/Actual	15/06/2033	10	---	15/06	4.25	1	GGB-FXD-150633-10Y-4.250-1.000	---	---	---	---	---	---	---	---	---

## Government Bonds Notes

Transactions Volume = (Pieces) \* (Nominal Price). Transactions Value = (Pieces) \* (Nominal Price) \* (price %) + (Accrued interest).

The Value of current coupon for the issues with NV 0.01 euro refers to NV 100 euros

FLR: Floating Interest Rate.

[1] - The Expiration Date of the interest bearing period and the Date for coupon payment.

## Government Bonds

Number Listed Bonds	Nominal price	Today's Rate	Accrued Interest Calc	Exp. Date [1]	Duration (years)	Note	Coupons Date	Curr. coupon value	Trading Unit	Government Bonds	Price min	Price max	Closing price	Previous closing price/date	Volume	Transactions Value	Price	Last order Buy / Sell	Date
3,500,000	1,000.00	1.88	Actual/Actual	24/01/2052	30	---	24/01	1.88	1	GGB-FXD-240152-30Y-1.875-1.000	---	---	---	---	---	---	---	---	---
3,700,000	1,000.00	1.75	Actual/Actual	18/06/2032	10	---	18/06	1.75	1	GGB-FXD-180632-10Y-1.750-1.000	---	---	---	---	---	---	---	---	---
2,200,000	1,000.00	1.13	FLR Actual/360	15/12/2027	5	---	- 15/03 - 15/09 -	---	1	GGB-FLT-151227-05Y-1.130-1.000	---	---	---	---	---	---	102.1600	B	30/12/2022

## Government Bonds Notes

Transactions Volume = (Pieces) \* (Nominal Price). Transactions Value = (Pieces) \* (Nominal Price) \* (price %) + (Accrued interest).

The Value of current coupon for the issues with NV 0.01 euro refers to NV 100 euros

FLR: Floating Interest Rate.

[1] - The Expiration Date of the interest bearing period and the Date for coupon payment.

## Treasury Bills &amp; Zero Coupon Government Bonds

Issue Date	13-Week Maturity									26-Week Maturity									52-Week Maturity								
	Exp. Date	Initial Rate	Num Listed Bonds	Nominal price	Issue price	Last Trade Price	Last Trade Date	Volume Traded	Note	Exp. Date	Initial Rate	Num Listed Bonds	Nominal price	Issue price	Last Trade Price	Last Trade Date	Volume Traded	Note	Exp. Date	Initial Rate	Num Listed Bonds	Nominal price	Issue price	Last Trade Price	Last Trade Date	Volume Traded	Note
06/06/2025	---	---	---	---	---	---	---	---	---	---	---	---	---	---	---	---	---	---	06/06/2026	1.84	600,000	1,000.00	981.74	---	---	---	---
05/09/2025	---	---	---	---	---	---	---	---	---	---	---	---	---	---	---	---	---	---	04/09/2026	1.97	600,000	1,000.00	0.00	---	---	---	---
05/12/2025	---	---	---	---	---	---	---	---	---	---	---	---	---	---	---	---	---	---	04/12/2026	2.03	600,000	1,000.00	997.90	---	---	---	---
06/03/2026	---	---	---	---	---	---	---	---	---	---	---	---	---	---	---	---	---	---	05/03/2027	1.97	500,000	1,000.00	980.45	---	---	---	---

Bonds in Circulation	Currency / Min nominal traded Value	Coupons Payment Date	Current Coupon Value	Note	Coupon	Trading Unit	Issue Date	Duration (years)	Today's Interest	A.I.C in days	Bonds	Last price of previous days		Last Outcry in Cash (euro)			Trades in Pieces	Life min	Life Max
												Price	Buy / Sell	Price	Buy / Sell	Date			
<b>Corporate Bonds in Foreign Currency and Euro</b>																			
103,746	GBP / 10	01/12	0.25	---	67	1	01/12/1930	98	2.5	360	National Mortgage Bank	2.27	05/02/1996	2.27	S	05/02/1996	---	2.27	2.27
0	GBP / 10	01/12	0.25	---	69	1	01/12/1928	100	2.5	360	National Mortgage Bank	---	---	---	---	---	---	---	---

## Government Bonds Notes

A.I.C: Accrued Interest Calculation base.

FLR: Floating Interest Rate.

The minimum tradeable Nominal Value for all Demeterialised Government Titles is 100 Euros.

(μτφρ-0)

Underlying Asset				Derivatives Market													
Price max	Price min	Closing price	change	Delivery Month	Open price	Price max	Price min	Last price	Closing price	Last Bid	Last Ask	Fixing price*	Life high	Life low	Trades	Volume	Open Interest
<b>FTSE/Athex Large Cap</b>				(Trade Unit: 1 Index Point x 2E, Cash Settlement)													
5,884.37	5,649.56	5,841.87	3.40%	May 2026	5,639.50	5,874.50	5,639.50	5,845.25	5,845.25	---	---		5,911.00	---	433	2,121	6,276
				June 2026	5,697.00	5,850.00	5,697.00	5,838.00	5,838.00	---	---		5,868.00	---	52	345	254
				July 2026	---	---	---	---	5,672.50	---	---		---	---	---	---	---
				September 2026	---	---	---	---	5,692.25	---	---		---	---	---	---	---
				December 2026	---	---	---	---	5,720.75	---	---		---	---	---	---	---
				March 2027	---	---	---	---	5,749.25	---	---		---	---	---	---	---
<b>FTSE/Athex Banks</b>				(Trade Unit: 1 Index Point x 15E, Cash Settlement)													
2,667.70	2,501.24	2,625.74	4.98%	June 2026	2,603.25	2,619.00	2,603.25	2,619.00	2,619.00	---	---		2,708.00	---	4	70	3,315
				September 2026	---	---	---	---	2,520.25	---	---		---	---	---	---	---
				December 2026	---	---	---	---	2,532.75	---	---		---	---	---	---	---
				March 2027	---	---	---	---	2,545.50	---	---		---	---	---	---	---
<b>MSCI GREECE REBASED</b>				(Trade Unit: 1 Index Point x 2E, Cash Settlement)													
9,313.36	8,822.30	9,212.10	4.42%	May 2026	---	---	---	---	8,829.25	---	---		9,484.25	---	---	---	---
				June 2026	---	---	---	---	8,844.25	---	---		---	---	---	---	---
				July 2026	---	---	---	---	8,858.00	---	---		---	---	---	---	---
				August 2026	---	---	---	---	8,875.25	---	---		---	---	---	---	---
				September 2026	---	---	---	---	8,889.00	---	---		---	---	---	---	---
				October 2026	---	---	---	---	8,902.75	---	---		---	---	---	---	---
				December 2026	---	---	---	---	8,933.50	---	---		---	---	---	---	---
				March 2027	---	---	---	---	8,978.25	---	---		---	---	---	---	---

Derivatives notes - <https://athens.euronext.com/el/market-data/statistics/eod-closing-prices>

Fixing prices and final open positions can be retrieved from the following path <http://www.athexgroup.gr/en/market-data/statistics/eod-closing-prices>

Underlying Asset				Derivatives Market													
Price max	Price min	Closing price	change	Delivery Month	Open price	Price max	Price min	Last price	Closing price	Last Bid	Last Ask	Fixing price*	Life high	Life low	Trades	Volume	Open Interest
3.275	3.2	3.225	-0.16%	(Contract Size: 100 Securities, Physical Delivery)													
				June 2026	3.25	3.27	3.21	3.23	3.23	---	---		3.34	---	20	210	8,517
				September 2026	---	---	---	---	3.25	---	---		---	---	---	---	---
				December 2026	---	---	---	---	3.27	---	---		---	---	---	---	---
				March 2027	---	---	---	---	3.29	---	---		---	---	---	---	---
11.9	11.28	11.52	4.06%	(Contract Size: 100 Securities, Physical Delivery)													
				June 2026	11.50	11.90	11.34	11.71	11.71	---	---		15.15	---	60	183	2,609
				September 2026	---	---	---	---	11.15	---	---		---	---	---	---	---
				December 2026	---	---	---	---	11.21	---	---		---	---	---	---	---
				March 2027	---	---	---	---	11.27	---	---		---	---	---	---	---
11.38	10.98	11.38	5.18%	(Contract Size: 100 Securities, Physical Delivery)													
				June 2026	11.25	11.37	11.08	11.15	11.15	---	---		11.37	---	53	337	99,376
				September 2026	---	---	---	---	10.90	---	---		---	---	---	---	---
				December 2026	---	---	---	---	10.96	---	---		---	---	---	---	---
				March 2027	---	---	---	---	11.01	---	---		---	---	---	---	---
13.54	13.115	13.26	2.12%	(Contract Size: 100 Securities, Physical Delivery)													
				June 2026	13.28	13.49	13.27	13.27	13.27	---	---		15.54	---	136	579	6,864
				September 2026	---	---	---	---	13.08	---	---		---	---	---	---	---
				December 2026	---	---	---	---	13.15	---	---		---	---	---	---	---
				March 2027	---	---	---	---	13.21	---	---		---	---	---	---	---
3.794	3.58	3.775	7.86%	(Contract Size: 100 Securities, Physical Delivery)													
				June 2026	3.55	3.80	3.55	3.77	3.77	---	---		4.50	---	691	13,949	70,295
				September 2026	3.62	3.62	3.62	3.62	3.62	---	---		3.62	---	1	1	1
				December 2026	---	---	---	---	3.54	---	---		---	---	---	---	---
				March 2027	---	---	---	---	3.56	---	---		---	---	---	---	---
10.2	9.88	10.04	2.45%	(Contract Size: 100 Securities, Physical Delivery)													
				June 2026	9.93	10.20	9.92	10.11	10.11	---	---		11.47	---	7	44	314
				September 2026	---	---	---	---	9.87	---	---		---	---	---	---	---
				December 2026	---	---	---	---	9.92	---	---		---	---	---	---	---
				March 2027	---	---	---	---	9.97	---	---		---	---	---	---	---
11.26	11	11.06	-0.18%	(Contract Size: 100 Securities, Physical Delivery)													
				June 2026	---	---	---	---	10.39	---	---		11.60	---	---	---	122
				September 2026	---	---	---	---	11.16	---	---		---	---	---	---	---
				December 2026	---	---	---	---	11.22	---	---		---	---	---	---	---
				March 2027	---	---	---	---	11.28	---	---		---	---	---	---	---

Derivatives notes - <https://athens.euronext.com/el/market-data/statistics/eod-closing-prices>

Fixing prices and final open positions can be retrieved from the following path <http://www.athexgroup.gr/en/market-data/statistics/eod-closing-prices>

Underlying Asset				Derivatives Market													
Price max	Price min	Closing price	change	Delivery Month	Open price	Price max	Price min	Last price	Closing price	Last Bid	Last Ask	Fixing price*	Life high	Life low	Trades	Volume	Open Interest
<b>AVAX S.A. (CR)</b>				(Contract Size: 100 Securities, Physical Delivery)													
3.5	3.25	3.495	7.87%	June 2026	3.27	3.50	3.27	3.50	3.50	---	---	---	3.50	---	62	368	2,424
				September 2026	---	---	---	---	3.26	---	---	---	---	---	---	---	---
				December 2026	---	---	---	---	3.28	---	---	---	---	---	---	---	---
				March 2027	---	---	---	---	3.30	---	---	---	---	---	---	---	---
<b>BALLY'S INTRALOT (CR)</b>				(Contract Size: 100 Securities, Physical Delivery)													
1.139	1.113	1.128	1.17%	June 2026	1.12	1.14	1.12	1.13	1.13	---	---	---	1.16	---	91	6,362	1,323,641
				September 2026	---	---	---	---	1.12	---	---	---	---	---	---	---	---
				December 2026	---	---	---	---	1.13	---	---	---	---	---	---	---	---
				March 2027	---	---	---	---	1.13	---	---	---	---	---	---	---	---
<b>BANK OF CYPRUS (CR)</b>				(Contract Size: 100 Securities, Physical Delivery)													
9.885	9.47	9.77	3.94%	June 2026	9.06	9.44	9.06	9.44	9.44	---	---	---	9.44	---	18	84	766
				September 2026	---	---	---	---	9.47	---	---	---	---	---	---	---	---
				December 2026	---	---	---	---	9.52	---	---	---	---	---	---	---	---
				March 2027	---	---	---	---	9.57	---	---	---	---	---	---	---	---
<b>CC HBC AG (CR)</b>				(Contract Size: 100 Securities, Physical Delivery)													
52	50.1	51.7	2.99%	June 2026	49.45	50.86	49.45	50.60	50.60	---	---	---	52.01	---	41	240	147
				September 2026	---	---	---	---	50.58	---	---	---	---	---	---	---	---
				December 2026	---	---	---	---	50.83	---	---	---	---	---	---	---	---
				March 2027	---	---	---	---	51.09	---	---	---	---	---	---	---	---
<b>CENERGY HOLDINGS (CB)</b>				(Contract Size: 100 Securities, Physical Delivery)													
25.3	24.56	25	1.63%	June 2026	24.66	25.24	24.66	24.95	24.95	---	---	---	25.24	---	49	231	3,825
				September 2026	---	---	---	---	24.79	---	---	---	---	---	---	---	---
				December 2026	---	---	---	---	24.91	---	---	---	---	---	---	---	---
				March 2027	---	---	---	---	25.03	---	---	---	---	---	---	---	---
<b>CrediaBank (CR)</b>				(Contract Size: 100 Securities, Physical Delivery)													
1.358	1.3	1.338	4.21%	June 2026	1.32	1.36	1.32	1.34	1.34	---	---	---	1.38	---	220	7,840	89,905
				September 2026	---	---	---	---	1.32	---	---	---	1.35	---	---	---	104
				December 2026	---	---	---	---	1.30	---	---	---	---	---	---	---	---
				March 2027	---	---	---	---	1.31	---	---	---	---	---	---	---	---
<b>ELLAKTOR (CR)</b>				(Contract Size: 100 Securities, Physical Delivery)													
1.382	1.35	1.38	2.53%	June 2026	1.31	1.32	1.27	1.29	1.29	---	---	---	1.34	---	11	15	1,654
				September 2026	---	---	---	---	1.36	---	---	---	---	---	---	---	---
				December 2026	---	---	---	---	1.36	---	---	---	---	---	---	---	---
				March 2027	---	---	---	---	1.37	---	---	---	---	---	---	---	---

Derivatives notes - <https://athens.euronext.com/el/market-data/statistics/eod-closing-prices>

Fixing prices and final open positions can be retrieved from the following path <http://www.athexgroup.gr/en/market-data/statistics/eod-closing-prices>

Underlying Asset				Derivatives Market													
Price max	Price min	Closing price	change	Delivery Month	Open price	Price max	Price min	Last price	Closing price	Last Bid	Last Ask	Fixing price*	Life high	Life low	Trades	Volume	Open Interest
<b>ELVALHALCOR (CR)</b>				(Contract Size: 100 Securities, Physical Delivery)													
4.595	4.395	4.55	4.60%	June 2026	4.41	4.60	4.41	4.54	4.54	---	---	---	4.60	---	94	498	3,382
				September 2026	---	---	---	---	4.38	---	---	---	---	---	---	---	---
				December 2026	---	---	---	---	4.40	---	---	---	---	---	---	---	---
				March 2027	---	---	---	---	4.43	---	---	---	---	---	---	---	---
<b>EUROBANK (CR)</b>				(Contract Size: 100 Securities, Physical Delivery)													
3.952	3.737	3.9	6.85%	June 2026	3.64	3.91	3.64	3.84	3.84	---	---	---	4.07	---	287	7,694	32,198
				September 2026	---	---	---	---	3.68	---	---	---	---	---	---	---	---
				December 2026	---	---	---	---	3.70	---	---	---	---	---	---	---	---
				March 2027	---	---	---	---	3.71	---	---	---	---	---	---	---	---
<b>EURONEXT ATHENS (CR)</b>				(Contract Size: 100 Securities, Physical Delivery)													
7.1	6.9	6.91	-1.99%	June 2026	7.05	7.05	6.84	6.84	6.84	---	---	---	7.41	---	21	93	388
				September 2026	---	---	---	---	7.10	---	---	---	---	---	---	---	---
				December 2026	---	---	---	---	7.14	---	---	---	---	---	---	---	---
				March 2027	---	---	---	---	7.17	---	---	---	---	---	---	---	---
<b>EYDAP S.A. (CR)</b>				(Contract Size: 100 Securities, Physical Delivery)													
10.38	10	10	-1.58%	June 2026	10.33	10.36	10.04	10.05	10.05	---	---	---	10.37	---	26	218	13,467
				September 2026	---	---	---	---	10.24	---	---	---	---	---	---	---	---
				December 2026	---	---	---	---	10.29	---	---	---	---	---	---	---	---
				March 2027	---	---	---	---	10.34	---	---	---	---	---	---	---	---
<b>FOURLIS (CR)</b>				(Contract Size: 100 Securities, Physical Delivery)													
4.87	4.75	4.8	1.05%	June 2026	4.80	4.85	4.80	4.84	4.84	---	---	---	4.94	---	10	46	3,043
				September 2026	---	---	---	---	4.79	---	---	---	---	---	---	---	---
				December 2026	---	---	---	---	4.81	---	---	---	---	---	---	---	---
				March 2027	---	---	---	---	4.83	---	---	---	---	---	---	---	---
<b>GEK TERNA (CR)</b>				(Contract Size: 100 Securities, Physical Delivery)													
42.68	41.8	42.5	2.31%	June 2026	41.95	42.61	41.95	42.50	42.50	---	---	---	42.61	---	24	61	5,007
				September 2026	---	---	---	---	41.85	---	---	---	---	---	---	---	---
				December 2026	---	---	---	---	42.06	---	---	---	---	---	---	---	---
				March 2027	---	---	---	---	42.27	---	---	---	---	---	---	---	---
<b>HELLENiQ ENERGY (CR)</b>				(Contract Size: 100 Securities, Physical Delivery)													
10.23	9.79	9.9	-3.23%	June 2026	10.21	10.21	9.86	10.00	10.00	---	---	---	10.55	---	55	275	3,951
				September 2026	---	---	---	---	10.31	---	---	---	---	---	---	---	---
				December 2026	---	---	---	---	10.36	---	---	---	---	---	---	---	---
				March 2027	---	---	---	---	10.41	---	---	---	---	---	---	---	---

Derivatives notes - <https://athens.euronext.com/el/market-data/statistics/eod-closing-prices>

Fixing prices and final open positions can be retrieved from the following path <http://www.athexgroup.gr/en/market-data/statistics/eod-closing-prices>

Underlying Asset				Derivatives Market													
Price max	Price min	Closing price	change	Delivery Month	Open price	Price max	Price min	Last price	Closing price	Last Bid	Last Ask	Fixing price*	Life high	Life low	Trades	Volume	Open Interest
<b>INTRACOM HOLDINGS (CR)</b>				(Contract Size: 100 Securities, Physical Delivery)													
3.635	3.41	3.54	4.58%	June 2026	3.43	3.58	3.43	3.56	3.56	---	---	---	3.58	---	180	1,644	13,094
				September 2026	---	---	---	---	3.45	---	---	---	3.45	---	---	---	20
				December 2026	---	---	---	---	3.43	---	---	---	---	---	---	---	---
				March 2027	---	---	---	---	3.44	---	---	---	---	---	---	---	---
<b>JUMBO SA (CR)</b>				(Contract Size: 100 Securities, Physical Delivery)													
23.14	22.54	22.7	-0.87%	June 2026	23.12	23.12	22.60	22.82	22.82	---	---	---	25.68	---	96	288	4,830
				September 2026	---	---	---	---	23.07	---	---	---	---	---	---	---	---
				December 2026	---	---	---	---	23.19	---	---	---	---	---	---	---	---
				March 2027	---	---	---	---	23.30	---	---	---	---	---	---	---	---
<b>LAMDA DEVELOPMENT SA (CR)</b>				(Contract Size: 100 Securities, Physical Delivery)													
6.28	6.14	6.195	1.56%	June 2026	6.18	6.31	6.18	6.21	6.21	---	---	---	7.09	---	97	503	23,219
				September 2026	---	---	---	---	6.15	---	---	---	---	---	---	---	---
				December 2026	---	---	---	---	6.18	---	---	---	---	---	---	---	---
				March 2027	---	---	---	---	6.21	---	---	---	---	---	---	---	---
<b>METLEN PLC (CR)</b>				(Contract Size: 100 Securities, Physical Delivery)													
38.1	37.12	37.3	2.25%	June 2026	37.00	38.20	37.00	37.61	37.61	---	---	---	47.90	---	293	892	15,255
				September 2026	37.82	38.55	37.82	38.55	38.55	---	---	---	38.55	---	3	17	29
				December 2026	---	---	---	---	36.94	---	---	---	---	---	---	---	---
				March 2027	---	---	---	---	37.12	---	---	---	---	---	---	---	---
<b>MIG (CR)</b>				(Contract Size: 100 Securities, Physical Delivery)													
3.34	3.2	3.32	0.61%	June 2026	3.35	3.36	3.25	3.25	3.25	---	---	---	3.43	---	4	7	146
				September 2026	---	---	---	---	3.32	---	---	---	---	---	---	---	---
				December 2026	---	---	---	---	3.34	---	---	---	---	---	---	---	---
				March 2027	---	---	---	---	3.36	---	---	---	---	---	---	---	---
<b>MOTOR OIL (CR)</b>				(Contract Size: 100 Securities, Physical Delivery)													
38.5	36.62	36.8	-4.86%	June 2026	38.07	38.08	36.72	36.81	36.81	---	---	---	39.97	---	31	55	307
				September 2026	---	---	---	---	38.97	---	---	---	---	---	---	---	---
				December 2026	---	---	---	---	39.17	---	---	---	---	---	---	---	---
				March 2027	---	---	---	---	39.36	---	---	---	---	---	---	---	---
<b>NATIONAL BANK (CR)</b>				(Contract Size: 100 Securities, Physical Delivery)													
14.74	13.93	14.3	3.03%	June 2026	13.94	14.53	13.75	14.13	14.13	---	---	---	15.76	---	366	3,455	13,537
				September 2026	---	---	---	---	13.98	---	---	---	---	---	---	---	---
				December 2026	---	---	---	---	14.06	---	---	---	---	---	---	---	---
				March 2027	---	---	---	---	14.13	---	---	---	---	---	---	---	---

Derivatives notes - <https://athens.euronext.com/el/market-data/statistics/eod-closing-prices>

Fixing prices and final open positions can be retrieved from the following path <http://www.athexgroup.gr/en/market-data/statistics/eod-closing-prices>

Underlying Asset				Derivatives Market													
Price max	Price min	Closing price	change	Delivery Month	Open price	Price max	Price min	Last price	Closing price	Last Bid	Last Ask	Fixing price*	Life high	Life low	Trades	Volume	Open Interest
<b>OPTIMA BANK (CR)</b>				(Contract Size: 100 Securities, Physical Delivery)													
9.45	8.8	8.8	-1.12%	June 2026	9.09	9.42	9.07	9.11	9.11	---	---	---	9.59	---	24	109	548
				September 2026	---	---	---	---	8.97	---	---	---	---	---	---	---	---
				December 2026	---	---	---	---	9.01	---	---	---	---	---	---	---	---
				March 2027	---	---	---	---	9.06	---	---	---	---	---	---	---	---
<b>OTE (CR)</b>				(Contract Size: 100 Securities, Physical Delivery)													
18.66	18.41	18.6	1.09%	June 2026	18.59	18.73	18.52	18.73	18.73	---	---	---	18.73	---	12	38	862
				September 2026	---	---	---	---	18.54	---	---	---	---	---	---	---	---
				December 2026	---	---	---	---	18.63	---	---	---	---	---	---	---	---
				March 2027	---	---	---	---	18.73	---	---	---	---	---	---	---	---
<b>P.P.A. S.A. (CR)</b>				(Contract Size: 100 Securities, Physical Delivery)													
38.45	37.8	38.1	0.39%	June 2026	---	---	---	---	39.36	---	---	---	39.11	---	---	---	43
				September 2026	---	---	---	---	38.24	---	---	---	---	---	---	---	---
				December 2026	---	---	---	---	38.43	---	---	---	---	---	---	---	---
				March 2027	---	---	---	---	38.62	---	---	---	---	---	---	---	---
<b>PIRAEUS BANK (CR)</b>				(Contract Size: 100 Securities, Physical Delivery)													
8.7	8.31	8.6	5.31%	June 2026	8.30	8.73	8.30	8.63	8.63	---	---	---	8.90	---	802	6,078	47,578
				September 2026	---	---	---	---	8.23	---	---	---	---	---	---	---	---
				December 2026	---	---	---	---	8.27	---	---	---	---	---	---	---	---
				March 2027	---	---	---	---	8.31	---	---	---	---	---	---	---	---
<b>PPC (CR)</b>				(Contract Size: 100 Securities, Physical Delivery)													
18.94	18.22	18.78	3.19%	June 2026	18.29	18.78	18.24	18.71	18.71	---	---	---	20.10	---	266	1,520	17,215
				September 2026	18.36	18.36	18.36	18.36	18.36	---	---	---	18.63	---	1	1	28
				December 2026	---	---	---	---	18.43	---	---	---	---	---	---	---	---
				March 2027	---	---	---	---	18.52	---	---	---	---	---	---	---	---
<b>QUEST HOLDINGS (CR)</b>				(Contract Size: 100 Securities, Physical Delivery)													
7.08	6.96	7.06	1.58%	June 2026	---	---	---	---	6.90	---	---	---	7.01	---	---	---	236
				September 2026	---	---	---	---	7.00	---	---	---	---	---	---	---	---
				December 2026	---	---	---	---	7.04	---	---	---	---	---	---	---	---
				March 2027	---	---	---	---	7.07	---	---	---	---	---	---	---	---
<b>TITAN (CB)</b>				(Contract Size: 100 Securities, Physical Delivery)													
49.56	46.04	49.56	7.65%	June 2026	46.60	49.50	46.60	49.50	49.50	---	---	---	49.82	---	48	165	407
				September 2026	---	---	---	---	46.39	---	---	---	---	---	---	---	---
				December 2026	---	---	---	---	46.62	---	---	---	---	---	---	---	---
				March 2027	---	---	---	---	46.85	---	---	---	---	---	---	---	---

Derivatives notes - <https://athens.euronext.com/el/market-data/statistics/eod-closing-prices>

Fixing prices and final open positions can be retrieved from the following path <http://www.athexgroup.gr/en/market-data/statistics/eod-closing-prices>

Underlying Asset				Derivatives Market													
Price max	Price min	Closing price	change	Delivery Month	Open price	Price max	Price min	Last price	Closing price	Last Bid	Last Ask	Fixing price*	Life high	Life low	Trades	Volume	Open Interest
VIOHALCO SA/NV (CB)				(Contract Size: 100 Securities, Physical Delivery)													
17.3	15.84	17.3	10.90%	June 2026	15.90	17.24	15.87	17.22	17.22	---	---	---	17.24	---	205	1,217	2,539
				September 2026	---	---	---	---	15.72	---	---	---	---	---	---	---	---
				December 2026	---	---	---	---	15.80	---	---	---	---	---	---	---	---
				March 2027	---	---	---	---	15.88	---	---	---	---	---	---	---	---

Derivatives notes - <https://athens.euronext.com/el/market-data/statistics/eod-closing-prices>

Fixing prices and final open positions can be retrieved from the following path <http://www.athexgroup.gr/en/market-data/statistics/eod-closing-prices>

FTSE/Athex Large Cap

(Trade Unit: 1 Index Point x 2€ - Exercise Style: European, Cash Settlement)

Exercise Price	Call Options														Put Options																							
	May 2026							June 2026							Other Months		May 2026							June 2026							Other Months		Exercise Price					
	Open price	Price max	Price min	Last price	Closing price	Volume	Open Interest	Open price	Price max	Price min	Last price	Closing price	Volume	Open Interest	Volume	Open Interest	Open price	Price max	Price min	Last price	Closing price	Volume	Open Interest	Open price	Price max	Price min	Last price	Closing price	Volume	Open Interest	Volume	Open Interest						
4,000	-	-	-	-	-	-	-	0.00	0.00	0.00	-	1,603.00	-	-	-	-	-	-	-	-	-	-	-	0.00	0.00	0.00	-	0.02	-	-	-	4,000						
4,100	-	-	-	-	-	-	-	0.00	0.00	0.00	-	1,504.00	-	-	-	-	-	-	-	-	-	-	-	0.00	0.00	0.00	-	0.06	-	-	-	4,100						
4,200	-	-	-	-	-	-	-	0.00	0.00	0.00	-	1,404.00	-	-	-	-	-	-	-	-	-	-	-	0.00	0.00	0.00	-	0.15	-	-	-	4,200						
4,300	-	-	-	-	-	-	-	0.00	0.00	0.00	-	1,304.00	-	-	-	-	-	-	-	-	-	-	-	0.00	0.00	0.00	-	0.35	-	-	-	4,300						
4,400	-	-	-	-	-	-	-	0.00	0.00	0.00	-	1,205.00	-	-	-	-	-	-	-	-	-	-	-	0.00	0.00	0.00	-	0.78	-	-	-	4,400						
4,450	-	-	-	-	-	-	-	0.00	0.00	0.00	-	1,155.00	-	-	-	-	-	-	-	-	-	-	-	0.00	0.00	0.00	-	1.10	-	-	-	4,450						
4,500	-	-	-	-	-	-	-	0.00	0.00	0.00	-	1,106.00	-	-	-	-	-	-	-	-	-	-	-	0.00	0.00	0.00	-	1.60	-	-	-	4,500						
4,550	-	-	-	-	-	-	-	0.00	0.00	0.00	-	1,057.00	-	-	-	-	-	-	-	-	-	-	-	0.00	0.00	0.00	-	2.30	-	-	-	4,550						
4,600	0.00	0.00	0.00	-	1,025.00	-	-	0.00	0.00	0.00	-	1,008.00	-	-	-	-	-	-	-	-	-	-	-	0.00	0.00	0.00	-	3.20	-	-	-	4,600						
4,650	0.00	0.00	0.00	-	975.00	-	-	0.00	0.00	0.00	-	959.00	-	-	-	-	-	-	-	-	-	-	-	0.00	0.00	0.00	-	4.30	-	-	-	4,650						
4,700	0.00	0.00	0.00	-	925.00	-	-	0.00	0.00	0.00	-	911.00	-	-	-	-	-	-	-	-	-	-	-	0.00	0.00	0.00	-	5.90	-	-	-	4,700						
4,750	0.00	0.00	0.00	-	876.00	-	-	0.00	0.00	0.00	-	863.00	-	-	-	-	-	-	-	-	-	-	-	0.00	0.00	0.00	-	7.80	-	-	-	4,750						
4,800	0.00	0.00	0.00	-	826.00	-	-	0.00	0.00	0.00	-	816.00	-	-	-	-	-	-	-	-	-	-	-	0.00	0.00	0.00	-	10.25	-	-	-	4,800						
4,850	0.00	0.00	0.00	-	776.00	-	-	0.00	0.00	0.00	-	769.00	-	-	-	-	-	-	-	-	-	-	-	0.00	0.00	0.00	-	13.50	-	-	-	4,850						
4,900	0.00	0.00	0.00	-	726.00	-	-	0.00	0.00	0.00	-	723.00	-	-	-	-	-	-	-	-	-	-	-	0.00	0.00	0.00	-	17.25	-	-	-	4,900						
4,950	0.00	0.00	0.00	-	676.00	-	-	0.00	0.00	0.00	-	677.00	-	-	-	-	-	-	-	-	-	-	-	0.00	0.00	0.00	-	21.75	-	-	-	4,950						
5,000	0.00	0.00	0.00	-	626.00	-	-	0.00	0.00	0.00	-	633.00	-	-	-	-	-	-	-	-	-	-	-	0.00	0.00	0.00	-	27.50	-	-	-	5,000						
5,050	0.00	0.00	0.00	-	576.00	-	33	0.00	0.00	0.00	-	590.00	-	-	-	-	-	-	-	-	-	-	-	0.00	0.00	0.00	-	34.00	-	-	-	5,050						
5,100	0.00	0.00	0.00	-	527.00	-	50	0.00	0.00	0.00	-	548.00	-	-	-	-	-	-	-	-	-	-	-	0.00	0.00	0.00	-	42.00	-	-	-	5,100						
5,150	0.00	0.00	0.00	-	478.00	-	51	0.00	0.00	0.00	-	507.00	-	-	-	-	-	-	-	-	-	-	-	0.00	0.00	0.00	-	51.00	-	-	-	5,150						
5,200	0.00	0.00	0.00	-	430.00	-	45	0.00	0.00	0.00	-	468.00	-	-	-	-	-	-	-	-	-	-	-	0.00	0.00	0.00	-	61.50	-	5	-	5,200						
5,250	0.00	0.00	0.00	-	383.00	-	32	0.00	0.00	0.00	-	430.00	-	-	-	-	-	-	-	-	-	-	-	0.00	0.00	0.00	-	74.00	-	-	-	5,250						
5,300	0.00	0.00	0.00	-	337.00	-	30	0.00	0.00	0.00	-	394.00	-	-	-	-	-	-	-	-	-	-	-	0.00	0.00	0.00	-	87.50	-	-	-	5,300						
5,350	0.00	0.00	0.00	-	293.00	-	30	0.00	0.00	0.00	-	360.00	-	-	-	-	-	-	-	-	-	-	-	0.00	0.00	0.00	-	103.00	-	-	-	5,350						
5,400	0.00	0.00	0.00	-	252.00	-	30	0.00	0.00	0.00	-	327.00	-	-	-	-	-	-	-	-	-	-	-	0.00	0.00	0.00	-	26.00	-	33	82.00	82.00	82.00	82.00	82.00	10	-	5,400
5,450	0.00	0.00	0.00	-	213.00	-	30	0.00	0.00	0.00	-	296.00	-	-	-	-	-	-	-	-	-	-	-	0.00	0.00	0.00	-	37.00	-	61	0.00	0.00	0.00	-	139.00	-	-	5,450
5,500	0.00	0.00	0.00	-	177.00	-	60	0.00	0.00	0.00	-	267.00	-	30	-	-	-	-	-	-	-	-	-	20.00	0.00	10.50	10.50	10.50	35	33	0.00	0.00	0.00	-	160.00	-	1	5,500
5,550	0.00	0.00	0.00	-	145.00	-	30	0.00	0.00	0.00	-	240.00	-	133	-	-	-	-	-	-	-	-	-	0.00	0.00	0.00	-	69.00	-	141	0.00	0.00	0.00	-	183.00	-	7	5,550
5,600	0.00	0.00	0.00	-	117.00	-	60	0.00	0.00	0.00	-	215.00	-	-	-	-	-	-	-	-	-	-	-	23.00	0.00	10.50	10.50	10.50	2	38	0.00	0.00	0.00	-	207.00	-	104	5,600
5,650	167.00	167.00	167.00	167.00	167.00	30	97	242.00	265.00	242.00	265.00	265.00	31	7	-	-	-	-	-	-	-	-	-	49.50	167.00	49.50	50.00	50.00	33	61	0.00	0.00	0.00	-	234.00	-	90	5,650
5,700	127.00	135.00	127.00	135.00	135.00	31	63	296.00	296.00	296.00	296.00	296.00	30	30	-	-	-	-	-	-	-	-	-	68.00	135.00	68.00	68.00	68.00	30	31	194.00	194.00	194.00	194.00	194.00	30	30	5,700
5,750	107.00	107.00	107.00	107.00	107.00	30	62	0.00	0.00	0.00	-	150.00	-	31	-	-	-	-	-	-	-	-	-	101.00	107.00	55.00	56.50	56.50	98	247	176.00	176.00	176.00	176.00	176.00	30	90	5,750
5,800	117.00	124.00	107.00	115.00	115.00	4	98	173.00	173.00	173.00	173.00	173.00	30	30	-	-	-	-	-	-	-	-	-	80.50	124.00	57.50	57.50	57.50	10	120	202.00	202.00	187.00	187.00	187.00	60	30	5,800
5,850	68.00	101.00	68.00	90.00	90.00	5	192	0.00	0.00	0.00	-	116.00	-	-	-	-	-	-	-	-	-	-	-	115.00	101.00	96.00	110.00	110.00	120	35	0.00	0.00	0.00	-	358.00	-	60	5,850
5,900	0.00	0.00	0.00	-	20.75	-	24	0.00	0.00	0.00	-	101.00	-	10	-	-	-	-	-	-	-	-	-	109.00	0.00	107.00	135.00	135.00	3	60	0.00	0.00	0.00	-	393.00	-	-	5,900
5,950	0.00	0.00	0.00	-	14.50	-	27	0.00	0.00	0.00	-	88.00	-	15	-	-	-	-	-	-	-	-	-	0.00	0.00	0.00	-	338.00	-	-	0.00	0.00	0.00	-	430.00	-	-	5,950

FTSE/Athex Large Cap

(Trade Unit: 1 Index Point x 2€ - Exercise Style: European, Cash Settlement)

Exercise Price	Call Options														Exercise Price																		
	May 2026							June 2026								Other Months		Put Options															
	Open price	Price max	Price min	Last price	Closing price	Volume	Open Interest	Open price	Price max	Price min	Last price	Closing price	Volume	Open Interest		Volume	Open Interest	Open price	Price max	Price min	Last price	Closing price	Volume	Open Interest	Volume	Open Interest							
6,000	0.00	0.00	0.00	-	9.90	-	10	0.00	0.00	0.00	-	76.50	-	-			0.00	0.00	0.00	-	384.00	-	-	0.00	0.00	0.00	-	468.00	-	-			6,000
6,050	0.00	0.00	0.00	-	6.60	-	10	0.00	0.00	0.00	-	66.00	-	-			0.00	0.00	0.00	-	430.00	-	-	0.00	0.00	0.00	-	507.00	-	-			6,050
6,100	0.00	0.00	0.00	-	4.30	-	-	0.00	0.00	0.00	-	56.50	-	-			0.00	0.00	0.00	-	478.00	-	-	0.00	0.00	0.00	-	548.00	-	-			6,100
6,150	0.00	0.00	0.00	-	2.80	-	-	0.00	0.00	0.00	-	48.25	-	-			0.00	0.00	0.00	-	526.00	-	-	0.00	0.00	0.00	-	590.00	-	-			6,150
6,200	0.00	0.00	0.00	-	1.70	-	-	0.00	0.00	0.00	-	41.25	-	-			0.00	0.00	0.00	-	575.00	-	-	0.00	0.00	0.00	-	632.00	-	-			6,200
6,250	0.00	0.00	0.00	-	1.10	-	-	0.00	0.00	0.00	-	35.00	-	-			0.00	0.00	0.00	-	625.00	-	-	0.00	0.00	0.00	-	676.00	-	-			6,250
6,300	0.00	0.00	0.00	-	0.63	-	-	0.00	0.00	0.00	-	29.50	-	-			0.00	0.00	0.00	-	674.00	-	-	0.00	0.00	0.00	-	721.00	-	-			6,300
6,350	0.00	0.00	0.00	-	0.37	-	-	0.00	0.00	0.00	-	25.00	-	-			0.00	0.00	0.00	-	724.00	-	-	0.00	0.00	0.00	-	766.00	-	-			6,350
6,400	0.00	0.00	0.00	-	0.21	-	-	0.00	0.00	0.00	-	21.00	-	-			0.00	0.00	0.00	-	774.00	-	-	0.00	0.00	0.00	-	812.00	-	-			6,400
6,450	-	-	-	-	-	-	-	0.00	0.00	0.00	-	17.50	-	-			-	-	-	-	-	-	-	0.00	0.00	0.00	-	858.00	-	-			6,450
6,500	-	-	-	-	-	-	-	0.00	0.00	0.00	-	14.50	-	-			-	-	-	-	-	-	-	0.00	0.00	0.00	-	905.00	-	-			6,500
6,550	-	-	-	-	-	-	-	0.00	0.00	0.00	-	12.00	-	-			-	-	-	-	-	-	-	0.00	0.00	0.00	-	952.00	-	-			6,550
6,600	-	-	-	-	-	-	-	0.00	0.00	0.00	-	10.00	-	-			-	-	-	-	-	-	-	0.00	0.00	0.00	-	1,000.00	-	-			6,600
6,650	-	-	-	-	-	-	-	0.00	0.00	0.00	-	8.20	-	-			-	-	-	-	-	-	-	0.00	0.00	0.00	-	1,048.00	-	-			6,650
Totals:						100	1,064					91	286	0	0								331	1,364					130	417	0	0	
Number of Trades:							14						4	0										32					5	0			

Allwyn AG (CR)

(Contract Size: 100 Securities, Exercise Style: American, Physical Delivery)

Call Options																	Put Options																			
May 2026								June 2026								Other Months		May 2026					June 2026					Other Months		Exer- cise Price						
Open price	Price max	Price min	Last price	Closing price	Volume	Open Interest	Open price	Price max	Price min	Last price	Closing price	Volume	Open Interest	Volume	Open Interest	Open price	Price max	Price min	Last price	Closing price	Volume	Open Interest	Open price	Price max	Price min	Last price	Closing price	Volume	Open Interest		Volume	Open Interest				
8.500	0.000	0.000	0.000	4.49	-	-	0.000	0.000	0.000	0.000	4.51	-	-	0.000	0.000	0.000	0.000	0.000	0.001	-	-	0.000	0.000	0.000	0.000	0.001	-	-	0.000	0.000	0.000	0.001	-	-	0.085	
8.750	0.000	0.000	0.000	4.24	-	-	0.000	0.000	0.000	0.000	4.26	-	-	0.000	0.000	0.000	0.000	0.000	0.001	-	-	0.000	0.000	0.000	0.000	0.002	-	-	0.000	0.000	0.000	0.002	-	-	0.088	
9.000	0.000	0.000	0.000	3.99	-	-	0.000	0.000	0.000	0.000	4.01	-	-	0.000	0.000	0.000	0.000	0.000	0.001	-	-	0.000	0.000	0.000	0.000	0.001	-	-	0.000	0.000	0.000	0.001	-	-	0.090	
9.250	0.000	0.000	0.000	3.75	-	-	0.000	0.000	0.000	0.000	3.76	-	-	0.000	0.000	0.000	0.000	0.000	0.002	-	-	0.000	0.000	0.000	0.000	0.001	-	-	0.000	0.000	0.000	0.001	-	-	0.093	
9.500	0.000	0.000	0.000	3.50	-	-	0.000	0.000	0.000	0.000	3.52	-	-	0.000	0.000	0.000	0.000	0.000	0.004	-	-	0.000	0.000	0.000	0.000	0.002	-	-	0.000	0.000	0.000	0.002	-	-	0.095	
9.750	0.000	0.000	0.000	3.25	-	-	0.000	0.000	0.000	0.000	3.27	-	-	0.000	0.000	0.000	0.000	0.000	0.007	-	-	0.000	0.000	0.000	0.000	0.004	-	-	0.000	0.000	0.000	0.004	-	-	0.098	
10.000	0.000	0.000	0.000	3.00	-	-	0.000	0.000	0.000	0.000	3.02	-	-	0.000	0.000	0.000	0.000	0.000	0.001	-	-	0.000	0.000	0.000	0.000	0.008	-	-	0.000	0.000	0.000	0.008	-	-	0.100	
10.500	0.000	0.000	0.000	2.50	-	-	0.000	0.000	0.000	0.000	2.54	-	-	0.000	0.000	0.000	0.000	0.000	0.008	-	-	0.000	0.000	0.000	0.000	0.022	-	-	0.000	0.000	0.000	0.022	-	-	0.105	
11.000	0.000	0.000	0.000	2.00	-	-	0.000	0.000	0.000	0.000	2.07	-	-	0.000	0.000	0.000	0.000	0.000	0.001	-	-	0.000	0.000	0.000	0.000	0.056	-	-	0.000	0.000	0.000	0.056	-	-	0.110	
11.500	0.000	0.000	0.000	1.50	-	-	0.000	0.000	0.000	0.000	1.64	-	-	0.000	0.000	0.000	0.000	0.000	0.006	-	-	0.000	0.000	0.000	0.000	0.123	-	-	0.000	0.000	0.000	0.123	-	-	0.115	
12.000	0.000	0.000	0.000	1.03	-	-	0.000	0.000	0.000	0.000	1.25	-	-	0.000	0.000	0.000	0.000	0.000	0.036	-	15	0.000	0.000	0.000	0.000	0.232	-	-	0.000	0.000	0.000	0.232	-	-	0.120	
12.500	0.000	0.000	0.000	0.624	-	-	0.000	0.000	0.000	0.000	0.916	-	-	0.000	0.000	0.000	0.000	0.000	0.127	-	-	0.000	0.000	0.000	0.000	0.396	-	-	0.000	0.000	0.000	0.396	-	-	0.125	
13.000	0.000	0.000	0.000	0.319	-	-	0.000	0.000	0.000	0.000	0.643	-	-	0.000	0.000	0.000	0.000	0.000	0.322	-	-	0.000	0.000	0.000	0.000	0.623	-	-	0.000	0.000	0.000	0.623	-	-	0.130	
13.500	0.301	0.301	0.301	0.301	0.301	15	15	0.000	0.000	0.000	0.000	0.435	-	-	0.000	0.000	0.000	0.000	0.639	-	5	0.000	0.000	0.000	0.000	0.915	-	-	0.000	0.000	0.000	0.915	-	-	0.135	
14.000	0.000	0.000	0.000	0.047	-	15	0.000	0.000	0.000	0.000	0.282	-	-	0.000	0.000	0.000	0.000	0.000	1.05	-	25	0.000	0.000	0.000	0.000	1.26	-	-	0.000	0.000	0.000	1.26	-	-	0.140	
14.500	0.000	0.000	0.000	0.013	-	30	0.000	0.000	0.000	0.000	0.175	-	-	0.000	0.000	0.000	0.000	0.000	1.52	-	15	0.000	0.000	0.000	0.000	1.66	-	-	0.000	0.000	0.000	1.66	-	-	0.145	
15.000	0.000	0.000	0.000	0.003	-	30	0.000	0.000	0.000	0.000	0.104	-	-	0.000	0.000	0.000	0.000	0.000	2.01	-	-	0.000	0.000	0.000	0.000	2.09	-	-	0.000	0.000	0.000	2.09	-	-	0.150	
15.500	0.000	0.000	0.000	0.001	-	-	0.000	0.000	0.000	0.000	0.059	-	-	0.000	0.000	0.000	0.000	0.000	2.51	-	-	0.000	0.000	0.000	0.000	2.55	-	-	0.000	0.000	0.000	2.55	-	-	0.155	
16.000	0.000	0.000	0.000	0.002	-	-	0.000	0.000	0.000	0.000	0.032	-	-	0.000	0.000	0.000	0.000	0.000	3.01	-	-	0.000	0.000	0.000	0.000	3.02	-	-	0.000	0.000	0.000	3.02	-	-	0.160	
16.500	0.000	0.000	0.000	0.001	-	-	0.000	0.000	0.000	0.000	0.017	-	-	0.000	0.000	0.000	0.000	0.000	3.51	-	-	0.000	0.000	0.000	0.000	3.51	-	-	0.000	0.000	0.000	3.51	-	-	0.165	
17.000	0.000	0.000	0.000	0.001	-	-	0.000	0.000	0.000	0.000	0.009	-	-	0.000	0.000	0.000	0.000	0.000	4.01	-	-	0.000	0.000	0.000	0.000	4.01	-	-	0.000	0.000	0.000	4.01	-	-	0.170	
17.500	0.000	0.000	0.000	0.001	-	-	0.000	0.000	0.000	0.000	0.005	-	-	0.000	0.000	0.000	0.000	0.000	4.51	-	-	0.000	0.000	0.000	0.000	4.51	-	-	0.000	0.000	0.000	4.51	-	-	0.175	
18.000	0.000	0.000	0.000	0.001	-	-	0.000	0.000	0.000	0.000	0.002	-	-	0.000	0.000	0.000	0.000	0.000	5.01	-	-	0.000	0.000	0.000	0.000	5.01	-	-	0.000	0.000	0.000	5.01	-	-	0.180	
18.500	0.000	0.000	0.000	0.004	-	-	0.000	0.000	0.000	0.000	0.001	-	-	0.000	0.000	0.000	0.000	0.000	5.51	-	-	0.000	0.000	0.000	0.000	5.51	-	-	0.000	0.000	0.000	5.51	-	-	0.185	
19.000	0.000	0.000	0.000	0.002	-	-	0.000	0.000	0.000	0.000	0.001	-	-	0.000	0.000	0.000	0.000	0.000	6.01	-	50	0.000	0.000	0.000	0.000	6.01	-	-	0.000	0.000	0.000	6.01	-	-	0.190	
19.500	0.000	0.000	0.000	0.001	-	-	0.000	0.000	0.000	0.000	0.001	-	-	0.000	0.000	0.000	0.000	0.000	6.51	-	50	0.000	0.000	0.000	0.000	6.51	-	-	0.000	0.000	0.000	6.51	-	-	0.195	
20.000	0.000	0.000	0.000	0.001	-	-	0.000	0.000	0.000	0.000	0.001	-	-	0.000	0.000	0.000	0.000	0.000	7.01	-	-	0.000	0.000	0.000	0.000	7.01	-	-	0.000	0.000	0.000	7.01	-	-	0.200	
21.000	0.000	0.000	0.000	0.001	-	-	0.000	0.000	0.000	0.000	0.001	-	-	0.000	0.000	0.000	0.000	0.000	8.01	-	-	0.000	0.000	0.000	0.000	8.01	-	-	0.000	0.000	0.000	8.01	-	-	0.210	
22.000	0.000	0.000	0.000	0.001	-	-	0.000	0.000	0.000	0.000	0.001	-	-	0.000	0.000	0.000	0.000	0.000	9.01	-	-	0.000	0.000	0.000	0.000	9.01	-	-	0.000	0.000	0.000	9.01	-	-	0.220	
23.000	0.000	0.000	0.000	0.001	-	-	0.000	0.000	0.000	0.000	0.001	-	-	0.000	0.000	0.000	0.000	0.000	10.01	-	-	0.000	0.000	0.000	0.000	10.01	-	-	0.000	0.000	0.000	10.01	-	-	0.230	
24.000					-	-	0.000	0.000	0.000	0.000	0.001	-	-								-	-	0.000	0.000	0.000	0.000	11.01	-	-				11.01	-	-	0.240
25.000					-	-	0.000	0.000	0.000	0.000	0.002	-	-								-	-	0.000	0.000	0.000	0.000	12.01	-	-				12.01	-	-	0.250
26.000					-	-	0.000	0.000	0.000	0.000	0.001	-	-								-	-	0.000	0.000	0.000	0.000	13.01	-	-				13.01	-	-	0.260
27.000					-	-	0.000	0.000	0.000	0.000	0.001	-	-								-	-	0.000	0.000	0.000	0.000	14.01	-	-				14.01	-	-	0.270
28.000					-	-	0.000	0.000	0.000	0.000	0.001	-	-								-	-	0.000	0.000	0.000	0.000	15.01	-	-				15.01	-	-	0.280
29.000					-	-	0.000	0.000	0.000	0.000	0.001	-	-								-	-	0.000	0.000	0.000	0.000	16.01	-	-				16.01	-	-	0.290

Allwyn AG (CR)

(Contract Size: 100 Securities, Exercise Style: American, Physical Delivery)

	Call Options														Put Options																			
	May 2026						June 2026						Other Months		May 2026						June 2026						Other Months							
Exercise Price	Open price	Price max	Price min	Last price	Closing price	Volume	Open Interest	Open price	Price max	Price min	Last price	Closing price	Volume	Open Interest	Volume	Open Interest	Open price	Price max	Price min	Last price	Closing price	Volume	Open Interest	Open price	Price max	Price min	Last price	Closing price	Volume	Open Interest	Volume	Open Interest	Exercise Price	
30.000						-	-	0.000	0.000	0.000		0.001	-	-									-	-	0.000	0.000	0.000		17.01	-	-			0.300
Totals:						15	90						0	0	0	0							15	160					0	0	0	0		
Number of Trades:							1						0	0	0	0							0.00					0	0	0	0			

ALPHA BANK (CR)

(Contract Size: 100 Securities, Exercise Style: American, Physical Delivery)

Call Options																Put Options																	
Exercise Price	May 2026						June 2026						Other Months		May 2026						June 2026						Other Months		Exercise Price				
	Open price	Price max	Price min	Last price	Closing price	Volume	Open Interest	Open price	Price max	Price min	Last price	Closing price	Volume	Open Interest	Volume	Open Interest	Open price	Price max	Price min	Last price	Closing price	Volume	Open Interest	Open price	Price max	Price min	Last price	Closing price		Volume	Open Interest	Volume	Open Interest
2.000	0.000	0.000	0.000		1.50	-	-	0.000	0.000	0.000		1.51	-	-			0.000	0.000	0.000		0.001	-	-	0.000	0.000	0.000		0.001	-	-			0.020
2.100	0.000	0.000	0.000		1.40	-	-	0.000	0.000	0.000		1.41	-	-			0.000	0.000	0.000		0.001	-	-	0.000	0.000	0.000		0.001	-	-			0.021
2.200	0.000	0.000	0.000		1.30	-	-	0.000	0.000	0.000		1.31	-	-			0.000	0.000	0.000		0.001	-	-	0.000	0.000	0.000		0.001	-	-			0.022
2.300	0.000	0.000	0.000		1.20	-	-	0.000	0.000	0.000		1.21	-	-			0.000	0.000	0.000		0.001	-	-	0.000	0.000	0.000		0.001	-	-			0.023
2.400	0.000	0.000	0.000		1.10	-	-	0.000	0.000	0.000		1.11	-	-			0.000	0.000	0.000		0.001	-	-	0.000	0.000	0.000		0.001	-	-			0.024
2.500	0.000	0.000	0.000		1.00	-	-	0.000	0.000	0.000		1.01	-	-			0.000	0.000	0.000		0.002	-	-	0.000	0.000	0.000		0.003	-	-			0.025
2.600	0.000	0.000	0.000		0.901	-	-	0.000	0.000	0.000		0.913	-	-			0.000	0.000	0.000		0.004	-	-	0.000	0.000	0.000		0.006	-	-			0.026
2.700	0.000	0.000	0.000		0.802	-	-	0.000	0.000	0.000		0.818	-	-			0.000	0.000	0.000		0.001	-	-	0.000	0.000	0.000		0.011	-	-			0.027
2.800	0.000	0.000	0.000		0.702	-	-	0.000	0.000	0.000		0.726	-	-			0.000	0.000	0.000		0.003	-	-	0.000	0.000	0.000		0.019	-	-			0.028
2.900	0.000	0.000	0.000		0.602	-	-	0.000	0.000	0.000		0.637	-	-			0.000	0.000	0.000		0.001	-	-	0.000	0.000	0.000		0.030	-	-			0.029
3.000	0.000	0.000	0.000		0.504	-	-	0.000	0.000	0.000		0.554	-	-			0.000	0.000	0.000		0.002	-	-	0.000	0.000	0.000		0.047	-	-			0.030
3.100	0.510	0.510	0.510	0.510	0.510	4	4	0.000	0.000	0.000		0.476	-	-			0.000	0.000	0.000		0.007	-	-	0.000	0.000	0.000		0.069	-	-			0.031
3.200	0.000	0.000	0.000		0.318	-	-	0.000	0.000	0.000		0.403	-	-			0.000	0.000	0.000		0.017	-	-	0.000	0.000	0.000		0.095	-	-			0.032
3.300	0.000	0.000	0.000		0.238	-	15	0.000	0.000	0.000		0.339	-	-			0.000	0.000	0.000		0.036	-	-	0.000	0.000	0.000		0.131	-	-			0.033
3.400	0.000	0.000	0.000		0.168	-	-	0.000	0.000	0.000		0.282	-	-			0.000	0.000	0.000		0.066	-	-	0.000	0.000	0.000		0.174	-	-			0.034
3.500	0.000	0.000	0.000		0.111	-	-	0.000	0.000	0.000		0.229	-	-			0.000	0.000	0.000		0.110	-	-	0.000	0.000	0.000		0.221	-	-			0.035
3.600	0.000	0.000	0.000		0.071	-	-	0.000	0.000	0.000		0.187	-	-			0.000	0.000	0.000		0.169	-	-	0.000	0.000	0.000		0.279	-	-			0.036
3.700	0.000	0.000	0.000		0.042	-	-	0.000	0.000	0.000		0.149	-	-			0.000	0.000	0.000		0.240	-	-	0.000	0.000	0.000		0.341	-	-			0.037
3.800	0.000	0.000	0.000		0.023	-	-	0.000	0.000	0.000		0.118	-	-			0.000	0.000	0.000		0.321	-	-	0.000	0.000	0.000		0.410	-	-			0.038
3.900	0.000	0.000	0.000		0.012	-	-	0.000	0.000	0.000		0.093	-	-			0.000	0.000	0.000		0.410	-	-	0.000	0.000	0.000		0.485	-	-			0.039
4.000	0.000	0.000	0.000		0.006	-	10	0.000	0.000	0.000		0.071	-	10			0.000	0.000	0.000		0.504	-	-	0.000	0.000	0.000		0.563	-	-			0.040
4.250	0.000	0.000	0.000		0.001	-	-	0.000	0.000	0.000		0.036	-	-			0.000	0.000	0.000		0.750	-	-	0.000	0.000	0.000		0.779	-	-			0.043
4.400						-	-	0.000	0.000	0.000		0.023	-	-							-	-	0.000	0.000	0.000		0.916	-	-			0.044	
4.500	0.000	0.000	0.000		0.001	-	-	0.000	0.000	0.000		0.017	-	-			0.000	0.000	0.000		1.00	-	-	0.000	0.000	0.000		1.01	-	-			0.045
4.750	0.000	0.000	0.000		0.001	-	-	0.000	0.000	0.000		0.008	-	-			0.000	0.000	0.000		1.25	-	-	0.000	0.000	0.000		1.25	-	-			0.048
4.800						-	-	0.000	0.000	0.000		0.006	-	-							-	-	0.000	0.000	0.000		1.30	-	-			0.048	
5.000	0.000	0.000	0.000		0.001	-	-	0.000	0.000	0.000		0.003	-	-			0.000	0.000	0.000		1.50	-	-	0.000	0.000	0.000		1.50	-	-			0.050
5.250	0.000	0.000	0.000		0.002	-	-	0.000	0.000	0.000		0.001	-	-			0.000	0.000	0.000		1.75	-	-	0.000	0.000	0.000		1.75	-	-			0.053
5.500	0.000	0.000	0.000		0.001	-	-	0.000	0.000	0.000		0.001	-	-			0.000	0.000	0.000		2.00	-	-	0.000	0.000	0.000		2.00	-	-			0.055
5.750	0.000	0.000	0.000		0.001	-	-	0.000	0.000	0.000		0.001	-	-			0.000	0.000	0.000		2.25	-	-	0.000	0.000	0.000		2.25	-	-			0.058
6.000	0.000	0.000	0.000		0.001	-	-	0.000	0.000	0.000		0.001	-	-			0.000	0.000	0.000		2.50	-	-	0.000	0.000	0.000		2.50	-	-			0.060
6.250	0.000	0.000	0.000		0.001	-	-	0.000	0.000	0.000		0.001	-	-			0.000	0.000	0.000		2.75	-	-	0.000	0.000	0.000		2.75	-	-			0.063
6.500						-	-	0.000	0.000	0.000		0.001	-	-							-	-	0.000	0.000	0.000		3.00	-	-			0.065	
6.750						-	-	0.000	0.000	0.000		0.001	-	-							-	-	0.000	0.000	0.000		3.25	-	-			0.068	
7.000						-	-	0.000	0.000	0.000		0.001	-	-							-	-	0.000	0.000	0.000		3.50	-	-			0.070	

ALPHA BANK (CR)

(Contract Size: 100 Securities, Exercise Style: American, Physical Delivery)

	Call Options														Put Options																							
	May 2026						June 2026						Other Months		May 2026						June 2026						Other Months											
Exercise Price	Open price	Price max	Price min	Last price	Closing price	Volume	Open Interest	Open price	Price max	Price min	Last price	Closing price	Volume	Open Interest	Volume	Open Interest	Open price	Price max	Price min	Last price	Closing price	Volume	Open Interest	Open price	Price max	Price min	Last price	Closing price	Volume	Open Interest	Volume	Open Interest	Exercise Price					
Totals:						4	29						0	10	0	0						4	0						0	0	0	0						
Number of Trades:							1							0		0							0.00							0								

NATIONAL BANK (CR)

(Contract Size: 100 Securities, Exercise Style: American, Physical Delivery)

Call Options																Put Options																		
May 2026								June 2026								Other Months		May 2026								June 2026				Other Months		Exerise Price		
Exerise Price	Open price	Price max	Price min	Last price	Closing price	Volume	Open Interest	Open price	Price max	Price min	Last price	Closing price	Volume	Open Interest	Volume	Open Interest	Open price	Price max	Price min	Last price	Closing price	Volume	Open Interest	Open price	Price max	Price min	Last price	Closing price	Volume	Open Interest	Volume		Open Interest	
8.250						-	-	0.000	0.000	0.000		5.65	-	-																				0.083
8.400						-	-	0.000	0.000	0.000		5.50	-	-																				0.084
8.500						-	-	0.000	0.000	0.000		5.40	-	-																				0.085
8.750	0.000	0.000	0.000		5.13	-	-	0.000	0.000	0.000		5.15	-	-			0.000	0.000	0.000		0.001	-	-	0.000	0.000	0.000		0.001	-	-			0.088	
8.800						-	-	0.000	0.000	0.000		5.10	-	-																				0.088
9.000	0.000	0.000	0.000		4.88	-	-	0.000	0.000	0.000		4.90	-	-			0.000	0.000	0.000		0.001	-	-	0.000	0.000	0.000		0.001	-	-			0.090	
9.200						-	-	0.000	0.000	0.000		4.70	-	-																				0.092
9.250	0.000	0.000	0.000		4.64	-	-	0.000	0.000	0.000		4.66	-	-			0.000	0.000	0.000		0.002	-	-	0.000	0.000	0.000		0.002	-	-			0.093	
9.500	0.000	0.000	0.000		4.39	-	-	0.000	0.000	0.000		4.41	-	-			0.000	0.000	0.000		0.001	-	-	0.000	0.000	0.000		0.004	-	-			0.095	
9.600						-	-	0.000	0.000	0.000		4.31	-	-																				0.096
9.750	0.000	0.000	0.000		4.14	-	-	0.000	0.000	0.000		4.16	-	-			0.000	0.000	0.000		0.001	-	-	0.000	0.000	0.000		0.006	-	-			0.098	
10.000	0.000	0.000	0.000		3.89	-	-	0.000	0.000	0.000		3.92	-	-			0.000	0.000	0.000		0.001	-	-	0.000	0.000	0.000		0.010	-	-			0.100	
10.500	0.000	0.000	0.000		3.39	-	-	0.000	0.000	0.000		3.43	-	-			0.000	0.000	0.000		0.001	-	-	0.000	0.000	0.000		0.025	-	-			0.105	
11.000	0.000	0.000	0.000		2.89	-	-	0.000	0.000	0.000		2.96	-	-			0.000	0.000	0.000		0.002	-	-	0.000	0.000	0.000		0.053	-	-			0.110	
11.500	0.000	0.000	0.000		2.39	-	-	0.000	0.000	0.000		2.51	-	-			0.000	0.000	0.000		0.002	-	-	0.000	0.000	0.000		0.102	-	-			0.115	
12.000	0.000	0.000	0.000		1.90	-	-	0.000	0.000	0.000		2.09	-	-			0.000	0.000	0.000		0.009	-	-	0.000	0.000	0.000		0.181	-	-			0.120	
12.500	0.000	0.000	0.000		1.42	-	-	0.000	0.000	0.000		1.71	-	-			0.000	0.000	0.000		0.035	-	-	0.000	0.000	0.000		0.296	-	-			0.125	
13.000	0.000	0.000	0.000		0.991	-	-	0.000	0.000	0.000		1.37	-	-			0.000	0.000	0.000		0.104	-	-	0.000	0.000	0.000		0.454	-	-			0.130	
13.500	0.000	0.000	0.000		0.634	-	30	0.000	0.000	0.000		1.07	-	-			0.000	0.000	0.000		0.246	-	-	0.000	0.000	0.000		0.657	-	-			0.135	
14.000	0.000	0.000	0.000		0.366	-	-	0.000	0.000	0.000		0.817	-	-			0.000	0.000	0.000		0.478	-	15	0.000	0.000	0.000		0.905	-	-			0.140	
14.500	0.000	0.000	0.000		0.186	-	-	0.000	0.000	0.000		0.608	-	-			0.000	0.000	0.000		0.799	-	-	0.000	0.000	0.000		1.20	-	-			0.145	
15.000	0.000	0.000	0.000		0.086	-	5	0.000	0.000	0.000		0.451	-	15			0.000	0.000	0.000		1.20	-	-	0.000	0.000	0.000		1.54	-	-			0.150	
15.500	0.000	0.000	0.000		0.035	-	15	0.000	0.000	0.000		0.327	-	-			0.000	0.000	0.000		1.65	-	-	0.000	0.000	0.000		1.91	-	-			0.155	
16.000	0.000	0.000	0.000		0.013	-	-	0.000	0.000	0.000		0.230	-	-			0.000	0.000	0.000		2.13	-	-	0.000	0.000	0.000		2.32	-	-			0.160	
16.500	0.000	0.000	0.000		0.004	-	-	0.000	0.000	0.000		0.157	-	-			0.000	0.000	0.000		2.62	-	-	0.000	0.000	0.000		2.75	-	-			0.165	
17.000	0.000	0.000	0.000		0.001	-	-	0.000	0.000	0.000		0.109	-	-			0.000	0.000	0.000		3.12	-	-	0.000	0.000	0.000		3.20	-	-			0.170	
17.500	0.000	0.000	0.000		0.001	-	-	0.000	0.000	0.000		0.073	-	-			0.000	0.000	0.000		3.62	-	-	0.000	0.000	0.000		3.67	-	-			0.175	
18.000	0.000	0.000	0.000		0.001	-	-	0.000	0.000	0.000		0.047	-	-			0.000	0.000	0.000		4.12	-	-	0.000	0.000	0.000		4.14	-	-			0.180	
18.500	0.000	0.000	0.000		0.001	-	-	0.000	0.000	0.000		0.031	-	-			0.000	0.000	0.000		4.62	-	-	0.000	0.000	0.000		4.63	-	-			0.185	
19.000	0.000	0.000	0.000		0.001	-	-	0.000	0.000	0.000		0.019	-	-			0.000	0.000	0.000		5.12	-	-	0.000	0.000	0.000		5.12	-	-			0.190	
19.500	0.000	0.000	0.000		0.001	-	-	0.000	0.000	0.000		0.012	-	-			0.000	0.000	0.000		5.62	-	-	0.000	0.000	0.000		5.62	-	-			0.195	
20.000	0.000	0.000	0.000		0.001	-	-	0.000	0.000	0.000		0.008	-	-			0.000	0.000	0.000		6.12	-	-	0.000	0.000	0.000		6.12	-	-			0.200	
21.000						-	-	0.000	0.000	0.000		0.003	-	-																				0.210
22.000						-	-	0.000	0.000	0.000		0.001	-	-																				0.220
Totals:						0	50						0	15	0	0						0	15						0	279	0	40		
Number of Trades:						0							0		0								0.00						0		0			

OTE (CR)

(Contract Size: 100 Securities, Exercise Style: American, Physical Delivery)

Call Options																Put Options																
Exercise Price	May 2026						June 2026						Other Months		May 2026						June 2026						Other Months		Exercise Price			
	Open price	Price max	Price min	Last price	Closing price	Volume	Open Interest	Open price	Price max	Price min	Last price	Closing price	Volume	Open Interest	Volume	Open Interest	Open price	Price max	Price min	Last price	Closing price	Volume	Open Interest	Open price	Price max	Price min	Last price	Closing price		Volume	Open Interest	Volume
10.000						-	-	0.000	0.000	0.000	8.42	-	-											0.000	0.000	0.000	0.001	-	-			0.100
10.500						-	-	0.000	0.000	0.000	7.93	-	-											0.000	0.000	0.000	0.001	-	-			0.105
11.000	0.000	0.000	0.000		7.41	-	-	0.000	0.000	0.000	7.43	-	-			0.000	0.000	0.000		0.001	-	-	0.000	0.000	0.000	0.001	-	-			0.110	
11.500	0.000	0.000	0.000		6.91	-	-	0.000	0.000	0.000	6.93	-	-			0.000	0.000	0.000		0.001	-	-	0.000	0.000	0.000	0.001	-	-			0.115	
12.000	0.000	0.000	0.000		6.41	-	-	0.000	0.000	0.000	6.43	-	-			0.000	0.000	0.000		0.001	-	-	0.000	0.000	0.000	0.002	-	-			0.120	
12.500	0.000	0.000	0.000		5.91	-	-	0.000	0.000	0.000	5.93	-	-			0.000	0.000	0.000		0.002	-	-	0.000	0.000	0.000	0.001	-	-			0.125	
13.000	0.000	0.000	0.000		5.41	-	-	0.000	0.000	0.000	5.43	-	-			0.000	0.000	0.000		0.001	-	-	0.000	0.000	0.000	0.001	-	-			0.130	
13.500	0.000	0.000	0.000		4.91	-	-	0.000	0.000	0.000	4.93	-	-			0.000	0.000	0.000		0.001	-	-	0.000	0.000	0.000	0.001	-	-			0.135	
14.000	0.000	0.000	0.000		4.41	-	-	0.000	0.000	0.000	4.44	-	-			0.000	0.000	0.000		0.001	-	-	0.000	0.000	0.000	0.001	-	-			0.140	
14.500	0.000	0.000	0.000		3.91	-	-	0.000	0.000	0.000	3.94	-	-			0.000	0.000	0.000		0.001	-	-	0.000	0.000	0.000	0.003	-	-			0.145	
15.000	0.000	0.000	0.000		3.41	-	-	0.000	0.000	0.000	3.45	-	-			0.000	0.000	0.000		0.001	-	-	0.000	0.000	0.000	0.008	-	-			0.150	
15.500	0.000	0.000	0.000		2.91	-	-	0.000	0.000	0.000	2.96	-	-			0.000	0.000	0.000		0.001	-	-	0.000	0.000	0.000	0.021	-	-			0.155	
16.000	0.000	0.000	0.000		2.41	-	-	0.000	0.000	0.000	2.49	-	-			0.000	0.000	0.000		0.001	-	30	0.000	0.000	0.000	0.048	-	-			0.160	
16.500	0.000	0.000	0.000		1.91	-	-	0.000	0.000	0.000	2.04	-	-			0.000	0.000	0.000		0.002	-	-	0.000	0.000	0.000	0.097	-	-			0.165	
17.000	0.000	0.000	0.000		1.42	-	-	0.000	0.000	0.000	1.62	-	-			0.000	0.000	0.000		0.014	-	46	0.000	0.000	0.000	0.181	-	-			0.170	
17.500	0.000	0.000	0.000		0.967	-	-	0.000	0.000	0.000	1.25	-	-			0.000	0.000	0.000		0.057	-	45	0.000	0.000	0.000	0.311	-	-			0.175	
18.000	0.000	0.000	0.000		0.581	-	-	0.000	0.000	0.000	0.936	-	-			0.000	0.000	0.000		0.171	-	15	0.000	0.000	0.000	0.493	-	-			0.180	
18.500	0.000	0.000	0.000		0.299	-	-	0.000	0.000	0.000	0.674	-	-			0.000	0.000	0.000		0.389	-	-	0.000	0.000	0.000	0.731	-	-			0.185	
19.000	0.000	0.000	0.000		0.129	-	-	0.000	0.000	0.000	0.467	-	30			0.000	0.000	0.000		0.720	-	-	0.000	0.000	0.000	1.03	-	-			0.190	
19.500	0.000	0.000	0.000		0.045	-	-	0.000	0.000	0.000	0.311	-	-			0.000	0.000	0.000		1.14	-	-	0.000	0.000	0.000	1.37	-	-			0.195	
20.000	0.000	0.000	0.000		0.013	-	-	0.000	0.000	0.000	0.199	-	-			0.000	0.000	0.000		1.61	-	-	0.000	0.000	0.000	1.76	-	-			0.200	
21.000	0.000	0.000	0.000		0.001	-	-	0.000	0.000	0.000	0.073	-	-			0.000	0.000	0.000		2.60	-	-	0.000	0.000	0.000	2.64	-	-			0.210	
22.000	0.000	0.000	0.000		0.001	-	-	0.000	0.000	0.000	0.024	-	-			0.000	0.000	0.000		3.60	-	-	0.000	0.000	0.000	3.60	-	-			0.220	
23.000	0.000	0.000	0.000		0.001	-	-	0.000	0.000	0.000	0.006	-	-			0.000	0.000	0.000		4.60	-	-	0.000	0.000	0.000	4.60	-	-			0.230	
24.000	0.000	0.000	0.000		0.001	-	-	0.000	0.000	0.000	0.001	-	-			0.000	0.000	0.000		5.60	-	-	0.000	0.000	0.000	5.60	-	-			0.240	
25.000	0.000	0.000	0.000		0.001	-	-	0.000	0.000	0.000	0.001	-	-			0.000	0.000	0.000		6.60	-	-	0.000	0.000	0.000	6.60	-	-			0.250	
26.000	0.000	0.000	0.000		0.001	-	-	0.000	0.000	0.000	0.001	-	-			0.000	0.000	0.000		7.60	-	-	0.000	0.000	0.000	7.60	-	-			0.260	
27.000	0.000	0.000	0.000		0.001	-	-	0.000	0.000	0.000	0.001	-	-			0.000	0.000	0.000		8.60	-	-	0.000	0.000	0.000	8.60	-	-			0.270	
Totals:						0	0					0	30	0	0						0	136					0	92	0	0		
Number of Trades:						0						0		0							0.00						0		0			

PIRAEUS BANK (CR)

(Contract Size: 100 Securities, Exercise Style: American, Physical Delivery)

Call Options														Put Options																			
Exercise Price	May 2026						June 2026						Other Months		May 2026						June 2026						Other Months		Exercise Price				
	Open price	Price max	Price min	Last price	Closing price	Volume	Open Interest	Open price	Price max	Price min	Last price	Closing price	Volume	Open Interest	Volume	Open Interest	Open price	Price max	Price min	Last price	Closing price	Volume	Open Interest	Open price	Price max	Price min	Last price	Closing price		Volume	Open Interest	Volume	Open Interest
4.250	0.000	0.000	0.000		3.92	-	-	0.000	0.000	0.000		3.93	-	-			0.000	0.000	0.000		0.001	-	-	0.000	0.000	0.000		0.001	-	-			0.043
4.500	0.000	0.000	0.000		3.67	-	-	0.000	0.000	0.000		3.68	-	-			0.000	0.000	0.000		0.001	-	-	0.000	0.000	0.000		0.001	-	-			0.045
4.750	0.000	0.000	0.000		3.42	-	-	0.000	0.000	0.000		3.43	-	-			0.000	0.000	0.000		0.001	-	-	0.000	0.000	0.000		0.001	-	-			0.048
5.000	0.000	0.000	0.000		3.17	-	-	0.000	0.000	0.000		3.18	-	-			0.000	0.000	0.000		0.001	-	-	0.000	0.000	0.000		0.001	-	-			0.050
5.250	0.000	0.000	0.000		2.92	-	-	0.000	0.000	0.000		2.93	-	-			0.000	0.000	0.000		0.002	-	-	0.000	0.000	0.000		0.001	-	-			0.053
5.500	0.000	0.000	0.000		2.67	-	-	0.000	0.000	0.000		2.69	-	-			0.000	0.000	0.000		0.001	-	-	0.000	0.000	0.000		0.003	-	-			0.055
5.750	0.000	0.000	0.000		2.42	-	-	0.000	0.000	0.000		2.44	-	-			0.000	0.000	0.000		0.001	-	-	0.000	0.000	0.000		0.006	-	-			0.058
6.000	0.000	0.000	0.000		2.17	-	-	0.000	0.000	0.000		2.20	-	-			0.000	0.000	0.000		0.001	-	-	0.000	0.000	0.000		0.013	-	-			0.060
6.250	0.000	0.000	0.000		1.92	-	-	0.000	0.000	0.000		1.96	-	-			0.000	0.000	0.000		0.002	-	-	0.000	0.000	0.000		0.024	-	-			0.063
6.500	0.000	0.000	0.000		1.67	-	-	0.000	0.000	0.000		1.73	-	-			0.000	0.000	0.000		0.001	-	-	0.000	0.000	0.000		0.042	-	-			0.065
6.750	0.000	0.000	0.000		1.42	-	-	0.000	0.000	0.000		1.51	-	-			0.000	0.000	0.000		0.001	-	-	0.000	0.000	0.000		0.070	-	-			0.068
7.000	0.000	0.000	0.000		1.18	-	-	0.000	0.000	0.000		1.30	-	-			0.000	0.000	0.000		0.005	-	-	0.000	0.000	0.000		0.112	-	-			0.070
7.250	0.000	0.000	0.000		0.940	-	-	0.000	0.000	0.000		1.11	-	-			0.000	0.000	0.000		0.016	-	-	0.000	0.000	0.000		0.168	-	-			0.073
7.500	0.000	0.000	0.000		0.714	-	-	0.000	0.000	0.000		0.927	-	-			0.000	0.000	0.000		0.040	-	-	0.000	0.000	0.000		0.239	-	-			0.075
7.750	0.000	0.000	0.000		0.515	-	-	0.000	0.000	0.000		0.767	-	-			0.000	0.000	0.000		0.091	-	-	0.000	0.000	0.000		0.329	-	-			0.078
8.000	0.000	0.000	0.000		0.346	-	-	0.000	0.000	0.000		0.630	-	-			0.000	0.000	0.000		0.172	-	-	0.000	0.000	0.000		0.441	-	-			0.080
8.250	0.000	0.000	0.000		0.219	-	-	0.000	0.000	0.000		0.507	-	-			0.000	0.000	0.000		0.295	-	-	0.000	0.000	0.000		0.568	-	-			0.083
8.500	0.000	0.000	0.000		0.127	-	-	0.000	0.000	0.000		0.403	-	-			0.000	0.000	0.000		0.453	-	-	0.000	0.000	0.000		0.713	-	-			0.085
8.750	0.000	0.000	0.000		0.068	-	-	0.000	0.000	0.000		0.319	-	-			0.000	0.000	0.000		0.644	-	-	0.000	0.000	0.000		0.880	-	-			0.088
9.000	0.000	0.000	0.000		0.034	-	-	0.000	0.000	0.000		0.244	-	-			0.000	0.000	0.000		0.861	-	-	0.000	0.000	0.000		1.06	-	-			0.090
9.250	0.000	0.000	0.000		0.016	-	-	0.000	0.000	0.000		0.190	-	-			0.000	0.000	0.000		1.09	-	-	0.000	0.000	0.000		1.25	-	-			0.093
9.500	0.000	0.000	0.000		0.007	-	-	0.000	0.000	0.000		0.143	-	-			0.000	0.000	0.000		1.33	-	-	0.000	0.000	0.000		1.45	-	-			0.095
9.750	0.000	0.000	0.000		0.002	-	-	0.000	0.000	0.000		0.107	-	-			0.000	0.000	0.000		1.58	-	-	0.000	0.000	0.000		1.67	-	-			0.098
10.000	0.000	0.000	0.000		0.001	-	-	0.000	0.000	0.000		0.080	-	-			0.000	0.000	0.000		1.83	-	-	0.000	0.000	0.000		1.89	-	-			0.100
10.500	0.000	0.000	0.000		0.001	-	-	0.000	0.000	0.000		0.043	-	-			0.000	0.000	0.000		2.33	-	-	0.000	0.000	0.000		2.36	-	-			0.105
11.000	0.000	0.000	0.000		0.001	-	-	0.000	0.000	0.000		0.022	-	-			0.000	0.000	0.000		2.83	-	-	0.000	0.000	0.000		2.84	-	-			0.110
11.500	0.000	0.000	0.000		0.001	-	-	0.000	0.000	0.000		0.011	-	-			0.000	0.000	0.000		3.33	-	-	0.000	0.000	0.000		3.33	-	-			0.115
12.000	0.000	0.000	0.000		0.001	-	-	0.000	0.000	0.000		0.005	-	-			0.000	0.000	0.000		3.83	-	-	0.000	0.000	0.000		3.83	-	-			0.120
12.500	0.000	0.000	0.000		0.001	-	-	0.000	0.000	0.000		0.002	-	-			0.000	0.000	0.000		4.33	-	-	0.000	0.000	0.000		4.33	-	-			0.125
13.000						-	-	0.000	0.000	0.000		0.001	-	-							-	-		0.000	0.000	0.000		4.83	-	-			0.130
Totals:						0	0					0	0	0	0					0	0						0	0	0	0			
Number of Trades:						0						0		0						0.00							0		0				

PPC (CR)

(Contract Size: 100 Securities, Exercise Style: American, Physical Delivery)

Call Options																Put Options																		
May 2026								June 2026								Other Months		May 2026								June 2026				Other Months		Exercise Price		
Exercise Price	Open price	Price max	Price min	Last price	Closing price	Volume	Open Interest	Open price	Price max	Price min	Last price	Closing price	Volume	Open Interest	Volume	Open Interest	Open price	Price max	Price min	Last price	Closing price	Volume	Open Interest	Open price	Price max	Price min	Last price	Closing price	Volume	Open Interest	Volume		Open Interest	
9.200						-	-	0.000	0.000	0.000		9.02	-	-																				0.092
9.500						-	-	0.000	0.000	0.000		8.72	-	-																				0.095
9.600						-	-	0.000	0.000	0.000		8.62	-	-																				0.096
9.750						-	-	0.000	0.000	0.000		8.47	-	-																				0.098
10.000						-	-	0.000	0.000	0.000		8.22	-	-																				0.100
10.500						-	-	0.000	0.000	0.000		7.73	-	-																				0.105
11.000						-	-	0.000	0.000	0.000		7.23	-	-																				0.110
11.500						-	-	0.000	0.000	0.000		6.73	-	-																				0.115
12.000	0.000	0.000	0.000		6.21	-	-	0.000	0.000	0.000		6.23	-	-			0.000	0.000	0.000		0.001	-	-		0.000	0.000	0.000		0.001	-	-		0.120	
12.500	0.000	0.000	0.000		5.71	-	-	0.000	0.000	0.000		5.73	-	-			0.000	0.000	0.000		0.001	-	-		0.000	0.000	0.000		0.001	-	-		0.125	
13.000	0.000	0.000	0.000		5.21	-	-	0.000	0.000	0.000		5.23	-	-			0.000	0.000	0.000		0.001	-	-		0.000	0.000	0.000		0.001	-	-		0.130	
13.500	0.000	0.000	0.000		4.71	-	-	0.000	0.000	0.000		4.73	-	-			0.000	0.000	0.000		0.001	-	-		0.000	0.000	0.000		0.001	-	-		0.135	
14.000	0.000	0.000	0.000		4.21	-	-	0.000	0.000	0.000		4.24	-	-			0.000	0.000	0.000		0.002	-	-		0.000	0.000	0.000		0.003	-	-		0.140	
14.500	0.000	0.000	0.000		3.71	-	-	0.000	0.000	0.000		3.74	-	-			0.000	0.000	0.000		0.001	-	-		0.000	0.000	0.000		0.008	-	-		0.145	
15.000	0.000	0.000	0.000		3.21	-	-	0.000	0.000	0.000		3.26	-	-			0.000	0.000	0.000		0.001	-	-		0.000	0.000	0.000		0.021	-	-		0.150	
15.500	0.000	0.000	0.000		2.71	-	-	0.000	0.000	0.000		2.78	-	-			0.000	0.000	0.000		0.002	-	-		0.000	0.000	0.000		0.046	-	-		0.155	
16.000	0.000	0.000	0.000		2.21	-	-	0.000	0.000	0.000		2.33	-	-			0.000	0.000	0.000		0.001	-	-		0.000	0.000	0.000		0.091	-	-		0.160	
16.500	0.000	0.000	0.000		1.72	-	-	0.000	0.000	0.000		1.91	-	-			0.000	0.000	0.000		0.008	-	-		0.000	0.000	0.000		0.166	-	-		0.165	
17.000	0.000	0.000	0.000		1.24	-	-	0.000	0.000	0.000		1.52	-	-			0.000	0.000	0.000		0.034	-	10		0.000	0.000	0.000		0.278	-	-		0.170	
17.500	0.000	0.000	0.000		0.818	-	-	0.000	0.000	0.000		1.18	-	-			0.000	0.000	0.000		0.109	-	10		0.000	0.000	0.000		0.437	-	-		0.175	
18.000	0.000	0.000	0.000		0.476	-	13	0.000	0.000	0.000		0.890	-	-			0.000	0.000	0.000		0.267	-	-		0.000	0.000	0.000		0.647	-	-		0.180	
18.500	0.000	0.000	0.000		0.239	-	16	0.000	0.000	0.000		0.652	-	60			0.000	0.000	0.000		0.530	-	-		0.000	0.000	0.000		0.909	-	-		0.185	
19.000	0.000	0.000	0.000		0.101	-	2	0.000	0.000	0.000		0.463	-	15			0.000	0.000	0.000		0.893	-	45		0.000	0.000	0.000		1.22	-	-		0.190	
19.500	0.000	0.000	0.000		0.037	-	10	0.000	0.000	0.000		0.318	-	-			0.000	0.000	0.000		1.33	-	45		0.000	0.000	0.000		1.58	-	-		0.195	
20.000	0.000	0.000	0.000		0.011	-	15	0.000	0.000	0.000		0.210	-	-			0.000	0.000	0.000		1.81	-	15		0.000	0.000	0.000		1.97	-	-		0.200	
21.000	0.000	0.000	0.000		0.001	-	-	0.000	0.000	0.000		0.086	-	-			0.000	0.000	0.000		2.80	-	-		0.000	0.000	0.000		2.85	-	-		0.210	
22.000	0.000	0.000	0.000		0.001	-	-	0.000	0.000	0.000		0.031	-	-			0.000	0.000	0.000		3.80	-	-		0.000	0.000	0.000		3.81	-	-		0.220	
23.000	0.000	0.000	0.000		0.002	-	-	0.000	0.000	0.000		0.010	-	-			0.000	0.000	0.000		4.80	-	-		0.000	0.000	0.000		4.80	-	-		0.230	
24.000	0.000	0.000	0.000		0.001	-	-	0.000	0.000	0.000		0.003	-	-			0.000	0.000	0.000		5.80	-	-		0.000	0.000	0.000		5.80	-	-		0.240	
25.000	0.000	0.000	0.000		0.004	-	-	0.000	0.000	0.000		0.001	-	-			0.000	0.000	0.000		6.80	-	-		0.000	0.000	0.000		6.80	-	-		0.250	
26.000	0.000	0.000	0.000		0.001	-	-	0.000	0.000	0.000		0.001	-	-			0.000	0.000	0.000		7.80	-	-		0.000	0.000	0.000		7.80	-	-		0.260	
27.000	0.000	0.000	0.000		0.001	-	-	0.000	0.000	0.000		0.001	-	-			0.000	0.000	0.000		8.80	-	-		0.000	0.000	0.000		8.80	-	-		0.270	
28.000	0.000	0.000	0.000		0.001	-	-	0.000	0.000	0.000		0.001	-	-			0.000	0.000	0.000		9.80	-	-		0.000	0.000	0.000		9.80	-	-		0.280	
29.000	0.000	0.000	0.000		0.001	-	-	0.000	0.000	0.000		0.001	-	-			0.000	0.000	0.000		10.80	-	-		0.000	0.000	0.000		10.80	-	-		0.290	
30.000	0.000	0.000	0.000		0.001	-	-	0.000	0.000	0.000		0.001	-	-			0.000	0.000	0.000		11.80	-	-		0.000	0.000	0.000		11.80	-	-		0.300	

PPC (CR)

(Contract Size: 100 Securities, Exercise Style: American, Physical Delivery)

	Call Options														Put Options																				
	May 2026							June 2026							Other Months		May 2026							June 2026							Other Months				
Exercise Price	Open price	Price max	Price min	Last price	Closing price	Volume	Open Interest	Open price	Price max	Price min	Last price	Closing price	Volume	Open Interest	Volume	Open Interest	Open price	Price max	Price min	Last price	Closing price	Volume	Open Interest	Open price	Price max	Price min	Last price	Closing price	Volume	Open Interest	Volume	Open Interest	Exercise Price		
Totals:						0	56						0	75	0	0						0	125						0	0	0	0			
Number of Trades:							0						0			0						0.00						0			0				

Lending Products	Underlying Title	Open Interest[5]	Multilateral Transactions[1]				Bilateral Transactions[2]		Stock Borrowing through OTC (volume)[3]
			Volume(Offered)	Average Weighted	Transactions volume	Average Weighted	Transactions Volume	Average Weighted	Transactions Volume
ADMIEBOR	ADMIE (IPTO) HOLDING S.A. (CR)	3,700	---	---	---	---	---	5,259,021	
AEGNBOR	AEGEAN AIRLINES (CR)	---	---	---	---	---	---	1,085,435	
AKTRBOR	AKTOR S.A. HOLDING CO. (CR)	---	---	---	---	---	---	810,758	
ALWNBOR	Allwyn AG (CR)	769	---	---	---	---	---	12,682,504	
ALPHABOR	ALPHA BANK (CR)	8,000	---	---	18	3.70%	---	187,439,706	
AETFBOR	ALPHA ETF FTSE Athex Large Cap	---	---	---	---	---	1,500	1.00%	2,000
AEMBOR	ALTER EGO MEDIA (CR)	---	---	---	---	---	---	---	
AIABOR	ATHENS INTL AIRPORT (CR)	---	---	---	---	---	---	510,245	
ACAGBOR	AUSTRIACARD (CB)	---	---	---	---	---	---	962	
OTOELBOR	AUTOHELLAS SA (CR)	100	---	---	---	---	---	59,856	
AVAXBOR	AVAX S.A. (CR)	8,000	---	---	---	---	---	383,192	
BYLOTBOR	BALLY'S INTRALOT (CR)	---	---	---	---	---	---	39,661,432	
BOCHGRBOR	BANK OF CYPRUS (CR)	150	---	---	---	---	---	522,281	
EEEBOR	CC HBC AG (CR)	800	---	---	---	---	---	101,871	
CENERBOR	CENERGY HOLDINGS (CB)	9,480	---	---	---	---	---	1,629,590	
CREDIABOR	CrediaBank (CR)	778	---	---	---	---	---	3,464,388	
DIMANDBOR	DIMAND (CR)	---	---	---	---	---	---	7,342	
ELLAKTORBOR	ELLAKTOR (CR)	50,318	---	---	---	---	---	100,082	
ELHABOR	ELVALHALCOR (CR)	---	---	---	---	---	---	317,076	
EUROBBOR	EUROBANK (CR)	45,000	---	---	38,584	3.70%	---	92,066,465	
EXAEBOR	EURONEXT ATHENS (CR)	4,755	---	---	---	---	---	343,370	
EYDAPBOR	EYDAP S.A. (CR)	---	---	---	---	---	---	434,545	
FOYRKBOR	FOURLIS (CR)	2,500	---	---	---	---	---	114,662	
GEKTERNABOR	GEK TERNA (CR)	6,800	---	---	---	---	---	1,162,096	
SARBOR	GR. SARANTIS S.A. (CR)	2,237	---	---	---	---	---	230,791	
ELPEBOR	HELLENIQ ENERGY (CR)	---	---	---	---	---	---	697,960	
INTEKBOR	IDEAL HOLDINGS (CR)	350	---	---	---	---	---	84,430	
INTRKBOR	INTRACOM HOLDINGS (CR)	---	---	---	---	---	---	287,634	
BELABOR	JUMBO SA (CR)	---	---	---	---	---	---	900,434	
KRIBOR	KRI-KRI S.A. (CR)	2,999	---	---	---	---	---	---	
LAMDABOR	LAMDA DEVELOPMENT SA (CR)	---	---	---	---	---	---	248,560	

## Stock Lending Notes

[1] - Multilateral contracts Lending or Borrowing as per Methods 8-1, 8-2 and 8-3-3 (According to ATHEX BoD Resolution No.17)

[2] - Bilateral Contracts Lending or Borrowing as per Methods 8-3-1 and 8-3-2 & Contracts as per Method 4 (According to ATHEX BoD Resolution No.20)

[3] - The information concerning OTC Stock Borrowing Transactions is based on the statements of the Dematerialised Securities System (DSS) operators involved and refers to volumes that have been registered up until the previous working day.

[4] - Average Price (Volume weighted)

[5] - The Data concerning Open Interest before the start of trading session

Lending Products	Underlying Title	Multilateral Transactions[1]					Bilateral Transactions[2]		Stock Borrowing through OTC (volume)[3]
		Open Interest[5]	Volume(Offered)	Average Weighted	Transactions volume	Average Weighted	Transactions Volume	Average Weighted	Transactions Volume
MTLNBOR	METLEN PLC (CR)	500	---	---	---	---	---	1,652,848	
MIGBOR	MIG (CR)	1,291	---	---	---	---	---	39,913	
MOHBOR	MOTOR OIL (CR)	1,000	---	---	---	---	---	786,631	
ETEBOR	NATIONAL BANK (CR)	---	---	---	---	---	---	22,903,817	
NOVALBOR	NOVAL PROPERTY REIC (CR)	---	---	---	---	---	---	---	
OPTIMABOR	OPTIMA BANK (CR)	---	---	---	---	---	---	4,809,380	
HTOBOR	OTE (CR)	2,000	---	---	---	---	---	4,438,583	
PPABOR	P.P.A. S.A. (CR)	---	---	---	---	---	---	89,321	
TPEIRBOR	PIRAEUS BANK (CR)	3,000	---	---	---	---	---	12,592,745	
PPCBOR	PPC (CR)	152,555	---	---	4,000	4.65%	---	17,418,185	
PROFBOR	PROFILE SA (CR)	---	---	---	---	---	---	64,526	
QLCOBOR	QUALCO GROUP (CR)	---	---	---	---	---	---	905,114	
QUESTBOR	QUEST HOLDINGS (CR)	3,991	---	---	---	---	---	50,229	
TITCBOR	TITAN (CB)	50	---	---	---	---	---	132,060	
OLTHBOR	TPA SA (CR)	---	---	---	---	---	---	750	
TRESTATESBOR	TRADE ESTATES REIC (CR)	---	---	---	---	---	---	---	
VIOBOR	VIOHALCO SA/IV (CB)	---	---	---	---	---	---	---	

## Stock Lending Notes

[1] - Multilateral contracts Lending or Borrowing as per Methods 8-1, 8-2 and 8-3-3 (According to ATHEX BoD Resolution No.17)

[2] - Bilateral Contracts Lending or Borrowing as per Methods 8-3-1 and 8-3-2 & Contracts as per Method 4 (According to ATHEX BoD Resolution No.20)

[3] - The information concerning OTC Stock Borrowing Transactions is based on the statements of the Dematerialised Securities System (DSS) operators involved and refers to volumes that have been registered up until the previous working day.

[4] - Average Price (Volume weighted)

[5] - The Data concerning Open Interest before the start of trading session

## Sectors codification for listed companies

12003 -	ETF	10101010	Computer Services
10101015	Software	10102030	Computer Hardware
15101010	Telecommunications Equipment	15102015	Telecommunications Services
20101010	Health Care Facilities	20102010	Medical Equipment
20103015	Pharmaceuticals	30101010	Banks
30202000	Diversified Financial Services	30202010	Asset Managers & Custodians
30202015	Investment Services	30204000	Closed End Investments
30302010	Full Line Insurance	30302015	Insurance Brokers
30302025	Property and Casualty Insurance	35101010	Real Estate Holding and Development
35101015	Real Estate Services	35102000	Diversified REITs
35102045	Retail REITs.	40202015	Household Furnishings
40202020	Household Appliance	40203040	Electronic Entertainment
40204020	Clothing & Accessories	40301010	Entertainment
40301030	Publishing	40301035	Radio & TV Broadcasters
40401010	Diversified Retailers	40401020	Apparel Retailers
40401025	Home Improvement Retailers	40401030	Specialty Retailers
40501010	Airlines	40501015	Travel & Tourism
40501020	Casinos & Gambling	40501025	Hotels & Motels
45101015	Distillers & Vintners	45101020	Soft Drinks
45102010	Farming Fishing Ranching & Plantations	45102020	Food Products
45103010	Tobacco	45201010	Food Retailers & Wholesalers
45201020	Personal Products	50101010	Construction
50101020	Building Roof/Wallboard and Plumbing	50101030	Cement
50101035	Building Materials: Other	50202010	Electrical Components
50203015	Plastics	50203030	Containers & Packaging
50204000	Machinery: Industrial	50204020	Machinery: Construction & Handling
50205010	Industrial Suppliers	50205020	Back Office Support HR & Consulting
50205030	Forms & Bulk Printing Services	50206015	Commercial Vehicles & Parts
50206030	Marine Transportation	50206060	Transportation Services
55101000	Diversified Materials	55101020	Textile Products
55102000	General Mining	55102010	Iron & Steel
55102015	Metal Fabricating	55102035	Aluminum
60101020	Oil Refining and Marketing	65101010	Alternative Electricity
65101015	Conventional Electricity	65102000	Multi-Utilities
65102030	Water		



**Λεωφ.Αθηνών 110 | 104 42 Αθήνα**  
**110 Athinon Ave | 104 42 Athens GR**  
**T +30 210 3366 800**  
<https://athens.euronext.com/>

