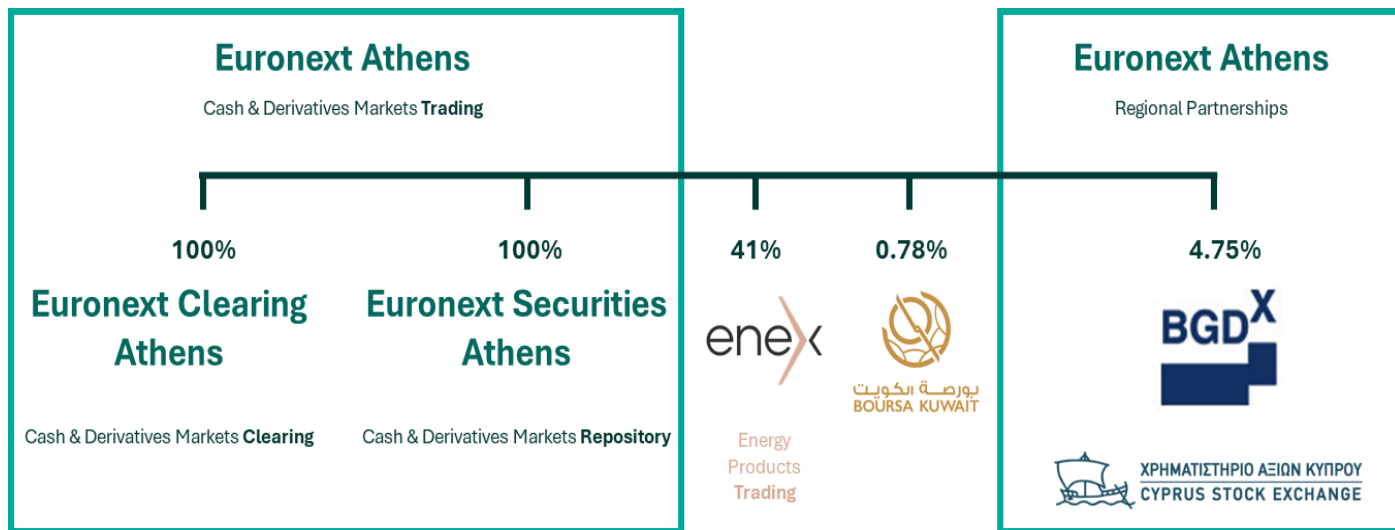
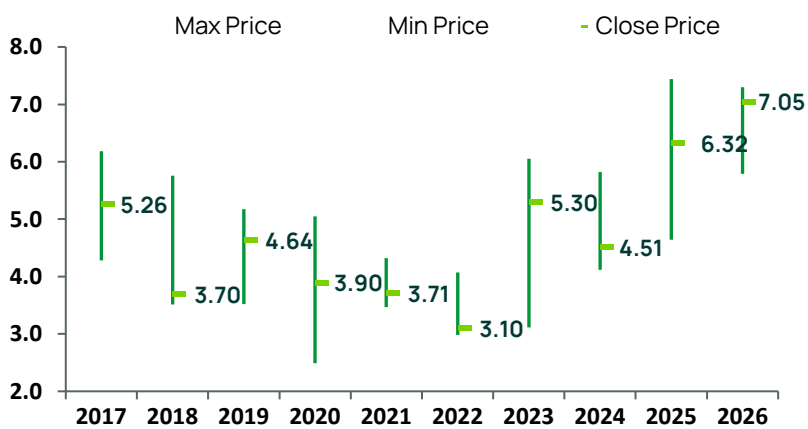


## About Euronext Athens

**Euronext Athens is the Greek arm of Euronext**, the leading European capital market infrastructure. From listing and trading to post-trade, data and technology services, we provide trusted and sustainable markets to drive innovation and growth and support every step of the capital markets value chain.



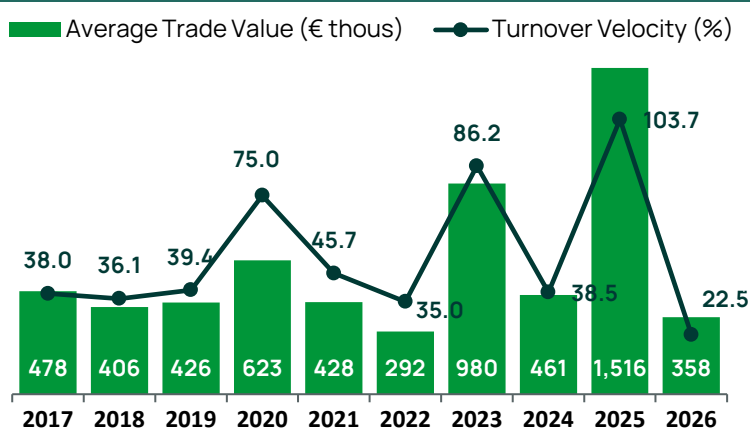
## Share Performance



## Recent Developments

- Mar-26** Global index provider **MSCI INC** upgraded the Greek Capital Market from 'Emerging Market' status to 'Developed Market' status, effective from May 2027.
- Nov-25** Following the successful completion of the voluntary share exchange offer, **Euronext NV** obtains control of ATHEX. A new BoD is elected in Jan 2026, and the rebranding to Euronext Athens is completed in Apr 2026.
- Oct-25** Global index provider **FTSE Russell** upgraded the Greek Capital Market from 'Advanced Emerging Market' status to 'Developed Market' status, effective from September 2026.
- Jul-25** Global index provider **S&P Dow Jones Indices** upgraded the Greek Capital Market from 'Emerging Market' status to 'Developed Market' status, effective from September 2026.

## Share Liquidity



## Financial Calendar 2026

Event	Date
<i>Fiscal Year 2025 Results</i>	Wednesday, February 18
<i>Annual Financial Report 2025</i>	Tuesday, March 31
<i>Annual General Meeting</i>	Thursday, June 11
<i>Dividend - Record Date (*)</i>	Wednesday, June 24
<i>Dividend - Payment Date (*)</i>	Tuesday, June 30
<i>H1 2026 Results</i>	Thursday, July 30

(\*) The distribution of dividend and the abovementioned relevant dates are subject to approval by the Annual General Meeting of shareholders

## Yearly Performance

Year	2021	2022	2023	2024	2025	2026	CAGR 16-26
Performance	-4.7%	-16.4%	71.0%	-14.9%	40.1%	11.6%	3.7%

## Trailing Performance

Period	1 Month	3 Months	6 Months	9 Months	1 Year	3 Years	5 Years
Performance	0.7%	20.1%	13.0%	0.7%	34.0%	75.8%	71.5%

Source: Euronext Athens, Trade Data 30.04.2026

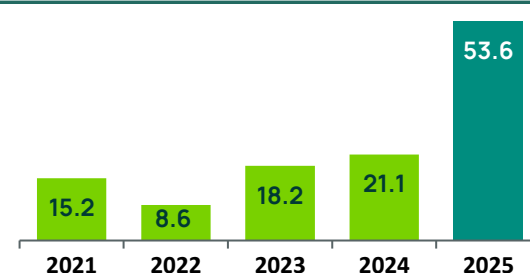
## Key Information

Mkt Capitalization (€)	425,453,400.0
Number of Shares Outstanding	60,348,000
Sector Classification (ICB)	Financial Services
Listing Market	Main Market
Trading Segment	Medium Liquidity
Fiscal Year End	December

## Financials (consolidated, €ths)

Fiscal Year	2021	2022	2023	2024	2025
<b>Revenue</b>	<b>36,127</b>	<b>37,847</b>	<b>47,135</b>	<b>54,269</b>	<b>86,260</b>
Regulator Fee	-1,337	-1,388	-1,961	-2,222	-3,405
Operating Expenses	21,707	23,977	26,161	28,373	40,642
<b>EBITDA</b>	<b>13,083</b>	<b>12,482</b>	<b>19,013</b>	<b>23,674</b>	<b>42,213</b>
Depreciation	-4,498	-3,754	-3,822	-4,213	-4,497
<b>EBIT</b>	<b>8,585</b>	<b>8,728</b>	<b>15,191</b>	<b>19,461</b>	<b>37,716</b>
Total Financial Income	881	1,690	1,671	2,751	3,004
<b>EBT</b>	<b>9,466</b>	<b>10,418</b>	<b>16,862</b>	<b>22,212</b>	<b>40,720</b>
Income Tax	-1,259	-2,204	-3,861	-4,876	-9,088
<b>Net Earnings</b>	<b>8,207</b>	<b>8,214</b>	<b>13,001</b>	<b>17,336</b>	<b>31,632</b>
EPS (€ per share)	0.136	0.139	0.225	0.300	0.547
Operating Margin	37.6%	34.2%	42.1%	45.5%	50.9%
Head Count	228	236	254	251	245

## Operating Cash Flow (€mil)



## Total Cash (€mil)

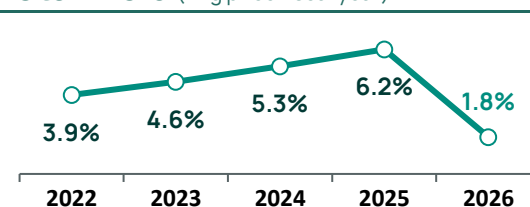


## Cash Distributions (€ per share, by payment year)

Year Paid	2022	2023	2024	2025	2026 <sup>#</sup>
Ordinary Dividend	0.15150	0.15648	0.25036	0.30252	0.11000
Capital Return	---	---	---	---	---
<b>Total Distributions</b>	<b>0.15150</b>	<b>0.15648</b>	<b>0.25036</b>	<b>0.30252</b>	<b>0.11000</b>

(#) Proposal to AGM

## Total Yield (Avg price fiscal year)



## Board of Directors

### Camille, Wael Beudin

Chairman, Non-Executive Member

### Polyxeni Kazoli

Vice Chairwoman, Independent Non-Executive

### Yianos Kontopoulos

CEO, Executive Member

### Georgios Doukidis

Independent Non-Executive Member

### Manuela Bassi

Non-Executive Member

### Sebastien, Anthory, Emile d' Herbes

Non-Executive Member

### Nicholaos Krenteras

Independent Non-Executive Member

### Giorgio, Riccardo, Maria, Alfonso Modica

Non-Executive Member

### Emilie, Anabelle, Irene, Marie-Therese Rieupeyroux

Non-Executive Member

(@) The Board of Directors was elected by the Extraordinary General Meeting on 20 January 2026 with 3-year term of office

## Shareholder Structure

### by Investor Type

<b>Euronext NV</b>	<b>74.5%</b>
International Investors	16.5%
Local Retail Investors	4.2%
Treasury Shares	4.1%
Other Greek Shareholders	0.6%

### by Country of Origin

<b>Greece</b>	<b>9.0%</b>
Netherlands	75.4%
Malta	6.1%
United Kingdom	3.2%
Other Countries	6.4%

Source: Euronext Athens, Data 30.04.2026

## Identification

Bloomberg:	<b>EXAEGA</b>	ISIN:	<b>GRS395363005</b>
Reuters:	<b>EXCr.AT</b>	FISN:	<b>ENX ATH/REG SHS</b>
ATHEX Symbol:	<b>EXAE</b>	LEI:	<b>549300GSRN07MNEPL</b>

## Contact Details

**Nick Koskoletos**, Chief Financial & Issuer Relations Officer (CFO)

**Stelios Konstantinou**, Head of Investor Relations (IR)

e-mail: [ir@Athexgroup.gr](mailto:ir@Athexgroup.gr), [www.Athexgroup.gr](http://www.Athexgroup.gr)