

Euronext Athens

**Ημερήσιο Δελτίο Συναλλακτικής
Δραστηριότητας**

Daily Official List of Trading Activity

26



Disclaimer:

This publication is for information purposes only and is not a recommendation to engage in investment activities. This publication is provided "as is" without representation or warranty of any kind. Whilst all reasonable care has been taken to ensure the accuracy of the content, Euronext does not guarantee its accuracy or completeness. Euronext will not be held liable for any loss or damages of any nature ensuing from using, trusting or acting on information provided. No information set out or referred to in this publication shall form the basis of any contract. The creation of rights and obligations in respect of financial products that are traded on the exchanges operated by Euronext's subsidiaries shall depend solely on the applicable rules of the market operator. All proprietary rights and interest in or connected with this publication shall vest in Euronext. No part of it may be redistributed in any form without the prior written permission of Euronext. Euronext refers to Euronext N.V. and its affiliates. Information regarding trademarks and intellectual property rights of Euronext is located at www.euronext.com/terms-use
©2026, Euronext N.V. – All rights reserved

The Company is not liable for the accuracy of the data included in listed companies' announcements. Only the sender of such an announcement is fully and solely liable for any infringement of third party's rights from the content of such announcement. All contents of the Daily Official List are provided only for information purposes and do not constitute investment advice or solicitation to invest in securities or other products listed for trading on the Exchange.

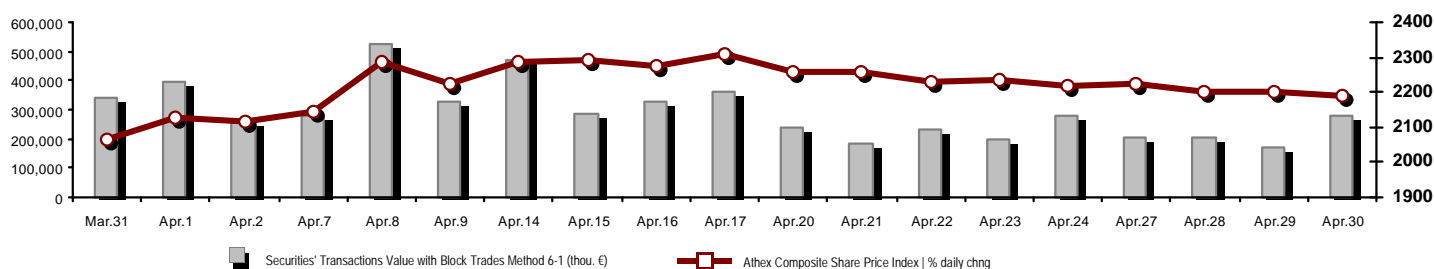
EURONEXT ATHENS HOLDING S.A.

110 Athinon Ave., 10442 Athens, Tel: (210) 33.66.800, Fax: (210) 32.13.938

<https://athens.euronext.com>

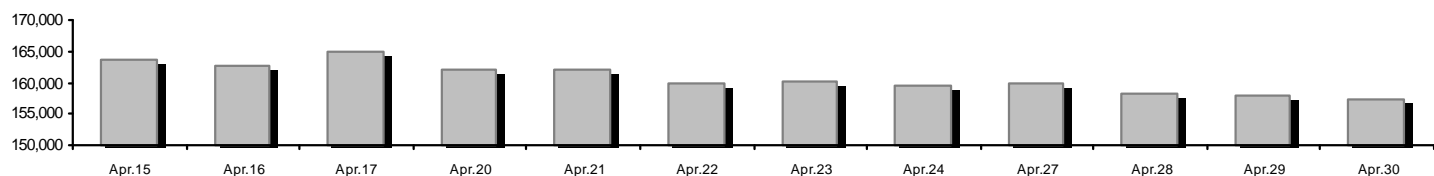
Summary of Markets

Athex Composite Share Price Index vs Shares and Derivatives Transactions Value

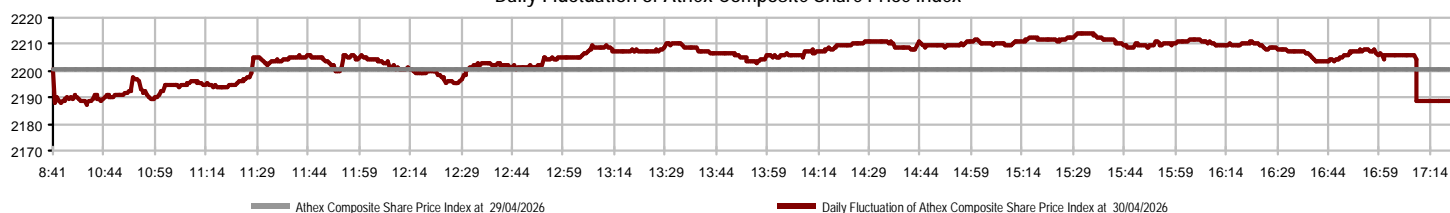


Euronext Athens Capitalisation (mill. €)**:	157,174.48	Derivatives Total Open Interest	1,800,578
Daily change: mill. € %	-904.23 -0.57%	in Index Futures % daily chng	9,565 0.30%
Yearly Avg Capitalisation: mill. € % chng prev year Avg	154,210.26 20.77%	in Stock Futures % daily chng	1,787,227 0.29%
Athex Composite Share Price Index % daily chng	2,188.68 -0.55%	in Index Options % daily chng	2,803 0.68%
Athex Composite Share Price Index Capitalisation (mill. €)	147,084.97	in Stock Options % daily chng	983 5.93%
Daily change (mill. €)	-930.19		
Securities' Transactions Value with Block Trades Method 6-1 (t	282,880.95	Derivatives Contracts Volume:	19,845
Daily change: %	113,462.00 66.97%	Daily change: pieces %	-10,891 -35.43%
YtD Avg Trans. Value: thou. € % chng prev year Avg	351,730.30 62.78%	YtD Avg Derivatives Contracts % chng prev year Avg	80,677 40.11%
Blocks Transactions Value of Method 6-1 (thou. €)	26,545.30	Derivatives Trades Number:	1,719
Blocks Transactions Value of Method 6-2 & 6-3 (thou. €)	174.32	Daily change: number %	105 6.51%
Bonds Transactions Value (thou.€)	1,579.13	YtD Avg Trades number % chng prev year Avg	3,046 37.73%
Securities' Transactions Volume with Block Trades Method 6-1 (tho	41,409.67	Lending Total Open Interest	304,004
Daily change: thou. pieces %	15,459.38 59.57%	Daily change: pieces %	-197,165 -39.34%
YtD Avg Volume: % chng prev year Avg	54,345.61 30.36%	Lending Volume (Multilateral/Bilateral)	15,400
Blocks Transactions Volume of Method 6-1 (thou. Pieces)	3,687.79	Daily change: pieces %	-116,411
Blocks Transactions Volume of Method 6-2 & 6-3 (thou. Pieces)	99.56	Multilateral Lending	6,900
Bonds Transactions Volume	1,591,000	Bilateral Lending	8,500
Securities' Trades Number with Block Trades Method 6-1	64,807	Lending Trades Number:	7
Daily change: number %	14,742 29.45%	Daily change: %	-2
YtD Avg Trades number % chng prev year Avg	76,172 52.02%	Multilateral Lending Trades Number	4
Number of Blocks Method 6-1	30	Bilateral Lending Trades Number	3
Number of Blocks Method 6-2 & 6-3	4		
Number of Bonds Transactions	272		

Euronext Athens Capitalisation (mill. €)**



Daily Fluctuation of Athex Composite Share Price Index



Athex Indices

Index name	30/04/2026	29/04/2026	pts.	%	Min	Max	Year min	Year max	Year change
Athex Composite Share Price Index	2,188.68	2,200.69	-12.01	-0.55%	2,187.36	2,214.36	1,998.09	2,407.09	3.21% #
Athex Composite Index Total Return Index	4,333.90	4,357.68	-23.78	-0.55%	4,331.28	4,384.75	3,942.63	4,745.66	3.68% #
Athex ESG Index	2,593.26	2,609.83	-16.57	-0.63%	2,593.26	2,626.18	2,361.87	2,867.98	3.64% #
ATHEX Small Cap Price Index	2,398.33	2,410.83	-12.50	-0.52%	2,387.30	2,412.52	2,193.29	2,627.20	-5.90% €
ATHEX EN.A. Growth Price Index	18,036.48	17,974.51	61.97	0.34%	17,894.10	18,235.27	16,564.67	20,788.55	-8.84% €
FTSE/Athex Large Cap	5,541.60	5,578.33	-36.73	-0.66%	5,541.60	5,614.77	5,057.48	6,153.73	3.56% #
FTSE/Athex Mid Cap Index	2,873.43	2,866.65	6.78	0.24%	2,846.17	2,881.21	2,510.28	2,923.08	1.71% #
FTSE/ATHEX High Dividend Yield Index	4,632.56	4,640.93	-8.37	-0.18%	4,599.09	4,666.06	4,495.63	5,149.57	-6.26% €
FTSE/Athex Market Index	1,309.45	1,319.81	-10.36	-0.78%	1,309.45	1,327.21	1,190.89	1,449.15	3.84% #
FTSE/Athex Banks	2,452.22	2,514.76	-62.54	-2.49%	2,452.22	2,514.76	2,143.30	2,859.37	6.90% #
FTSE/ATHEX TECHNOLOGY & TELECOMMUNICAT	6,811.78	6,788.70	23.08	0.34%	6,741.18	6,826.51	6,027.65	6,944.25	0.55% #
FTSE/ATHEX HEALTH CARE	6,233.55	6,271.33	-37.78	-0.60%	6,182.07	6,335.08	4,884.62	6,397.75	22.68% #
FTSE/ATHEX FINANCIAL SERVICES	11,468.52	11,759.42	-290.90	-2.47%	11,468.52	11,759.42	10,029.11	13,356.35	6.91% #
FTSE/ATHEX REAL ESTATE	5,338.84	5,334.88	3.96	0.07%	5,328.15	5,378.59	5,093.00	5,898.28	-4.94% €
FTSE/ATHEX CONSUMER DISCRETIONARY	4,598.97	4,682.64	-83.67	-1.79%	4,598.32	4,706.73	4,472.82	5,876.98	-21.26% €
FTSE/ATHEX CONSUMER STAPLES	9,699.35	9,647.52	51.83	0.54%	9,623.56	9,759.10	8,640.95	10,243.39	10.06% #
FTSE/ATHEX INDUSTRIALS	11,943.88	11,850.16	93.72	0.79%	11,775.25	12,055.20	10,051.45	12,182.07	18.83% #
FTSE/ATHEX BASIC MATERIALS	10,621.23	10,745.55	-124.32	-1.16%	10,621.23	10,920.67	8,778.94	11,861.41	11.50% #
FTSE/ATHEX ENERGY & UTILITIES	6,686.91	6,579.87	107.04	1.63%	6,557.03	6,686.93	6,127.28	7,506.29	-2.77% €
Athex All Share Index	499.32	502.19	-2.87	-0.57%	499.32	499.32	460.14	542.74	3.11% #
Hellenic Mid & Small Cap Index	3,083.06	3,077.95	5.11	0.17%	3,059.99	3,095.58	2,761.30	3,120.01	6.48% #
FTSE/Athex Large Cap Total Return	9,960.15	10,024.68	-64.53	-0.64%			9,100.35	11,012.64	4.03% #
FTSE/Athex Mid Cap Total Return	4,140.45	4,130.68	9.77	0.24%			3,625.91	4,193.30	2.15% #
MSCI GREECE REBASED	8,651.49	8,854.31	-202.82	-2.29%	8,651.49	8,854.31	7,755.87	10,138.65	1.02% #
Hellenic Corporate Bond Index	143.97	144.25	-0.28	-0.19%			143.28	145.27	-0.27% €
Hellenic Corporate Bond Price Index	92.53	92.72	-0.19	-0.20%			92.37	93.97	-1.49% €

Note 1: FTSE/Med 100, Hellenic Corporate Bond Price Index and Hellenic Corporate Bond Index closing prices refer to the previous trading day of 28/04/2026.

Note 2: The Hellenic Mid & Small Cap Index is a Customized index calculated by the Athens Exchange.

Analytic Figures for Athex Market's Boards and Categories

	Total Traded Securities	Main Market	Surveillance	Exchange Traded Funds (ETFs)
Totals	123	122	0	1
Gain / Lose / Same:	52 / 61 / 10	51 / 61 / 10	0 / 0 / 0	1 / 0 / 0
Euronext Athens Capitalisation (mill. €)	157,174.48	157,171.77	2.71	
Daily Average Trans/ons Value(thou.€)	351,730.30	351,627.81	4.85	461.96
Transactions Value	283,055.27	282,934.15	0.00	121.12
Main Board:	256,335.64	256,214.52	0.00	121.12
Blocks Board 6_2_3:	26,719.63	26,719.63	0.00	0.00
Forced Sales Board:	0.00	0.00	0.00	0.00
Special Terms Board:	0.00	0.00	0.00	0.00
Daily Average Transactions Volume	54,345,609	54,384,093	5,125	8,128
Transactions Volume	41,509,231	41,507,090	0	2,141
Main Board:	37,721,881	37,719,740	0	2,141
Blocks Board 6_2_3:	3,787,350	3,787,350	0	0
Forced Sales Board:	0	0	0	0
Special Terms Board:	0	0	0	0
Daily Average Number of Trades	76,172	76,005	10	159
Number of Trades	64,811	64,714	0	97
Main Board:	64,777	64,680	0	97
Blocks Board 6_2_3:	34	34	0	0
Forced Sales Board:	0	0	0	0
Special Terms Board:	0	0	0	0

Trading Details by Euronext Athens Sectors and Financial Instruments (ETFs)

Code	Sectors	Gain / Lose / Same	Number of Trades	Transactions Volume	Transactions Value	% of Total Trans. Value
3010	- Banks	0 / 6 / 2	25,343	30,061,217	155,517,036.85	54.94%
5510	- Basic Resources	3 / 8 / 1	2,025	381,828	2,852,595.49	1.01%
5010	- Construction & Materials	7 / 5 / 0	5,701	1,207,762	17,318,420.11	6.12%
4020	- Consumer Products & Services	1 / 2 / 0	168	134,559	42,528.76	0.02%
6010	- Energy	2 / 2 / 0	3,878	604,573	11,586,715.31	4.09%
12000	- Financial Instruments	1 / 0 / 0	97	2,141	121,120.75	0.04%
3020	- Financial Services	1 / 3 / 1	224	16,559	126,836.02	0.04%
4510	- Food Beverage & Tobacco	4 / 1 / 0	416	40,786	1,511,687.31	0.53%
2010	- Health Care	1 / 2 / 0	209	413,826	643,926.94	0.23%
5020	- Industrial Goods & Services	5 / 11 / 2	3,549	740,516	10,232,920.16	3.62%
3030	- Insurance	0 / 1 / 1	58	13,551	34,748.80	0.01%
4030	- Media	1 / 1 / 1	177	63,858	185,889.47	0.07%
4520	- Personal Care, Drug & Grocery Stores	1 / 1 / 0	425	33,899	422,591.22	0.15%
3510	- Real Estate	6 / 4 / 2	1,143	261,658	997,571.29	0.35%
4040	- Retail	5 / 5 / 0	2,770	793,020	14,600,294.81	5.16%
1010	- Technology	6 / 5 / 0	1,430	355,880	1,868,654.78	0.66%
1510	- Telecommunications	1 / 1 / 0	2,368	578,771	10,445,388.64	3.69%
4050	- Travel & Leisure	2 / 3 / 0	7,492	3,616,171	18,927,482.91	6.69%
6510	- Utilities	5 / 0 / 0	7,338	2,188,656	35,618,861.44	12.58%

Top 10 best & worst performing Shares

Main Market

With positive Price change	Closing price	change	With negative Price change	Closing price	change
THESSALONIKA WATER & SEWERAGE	4.095	4.07% #	FRIGOGLASS SA (CR)	0.352	-8.57% ☒
MOTOR OIL (CR)	38	3.82% #	Y/KNOT (CR)	1.04	-6.31% ☒
PAPOUTSANIS (CR)	3.77	3.57% #	ELINOIL S.A. (CR)	2.14	-4.89% ☒
KARELIA (CR)	406	3.05% #	Allwyn AG (CR)	12.1	-4.72% ☒
CENERGY HOLDINGS (CB)	23.84	2.76% #	DROMEAS SA (CR)	0.312	-4.59% ☒
HELLENIQ ENERGY (CR)	9.835	2.45% #	ALUMIL (CR)	5.84	-3.31% ☒
AVAX S.A. (CR)	3.05	2.35% #	PIRAEUS BANK (CR)	7.95	-3.10% ☒
DOMIKI KRITIS SA (CR)	2.37	2.15% #	NATIONAL BANK (CR)	13.425	-3.03% ☒
PROODEFTIKH SA (CR)	0.296	2.07% #	EUROBANK (CR)	3.68	-3.03% ☒
GEK TERNA (CR)	40.86	2.00% #	AEGEAN AIRLINES (CR)	11.15	-2.88% ☒
With the highest Transactions Value	Value (thou. €)	change	With the highest Transactions Volume	Volume	change
NATIONAL BANK (CR)	39,552.65	-3.03% ☒	EUROBANK (CR)	10,207,769	-3.03% ☒
EUROBANK (CR)	37,837.66	-3.03% ☒	ALPHA BANK (CR)	10,104,319	-1.05% ☒
PIRAEUS BANK (CR)	35,075.68	-3.10% ☒	PIRAEUS BANK (CR)	4,349,141	-3.10% ☒
ALPHA BANK (CR)	34,538.20	-1.05% ☒	NATIONAL BANK (CR)	2,909,656	-3.03% ☒
PPC (CR)	29,220.04	0.28% #	CrediaBank (CR)	1,806,921	-0.82% ☒
Allwyn AG (CR)	15,034.67	-4.72% ☒	PPC (CR)	1,628,574	0.28% #
JUMBO SA (CR)	13,744.10	-0.68% ☒	Allwyn AG (CR)	1,212,367	-4.72% ☒
GEK TERNA (CR)	11,530.34	2.00% #	BALLY'S INTRALOT (CR)	1,198,690	1.64% #
OTE (CR)	10,419.23	0.94% #	Y/KNOT (CR)	1,045,123	-6.31% ☒
MOTOR OIL (CR)	8,025.67	3.82% #	JUMBO SA (CR)	587,935	-0.68% ☒

Note: Stocks that are not included in the "Under Supervision" category, and the transactions value is more than 10,000 €.

Derivatives Summary

	Number of Trades	Volume	Open Interest
Index Futures	238	1,249	9,565
FTSE/Athex Banks	2	20	3,335
FTSE/Athex Large Cap	236	1,229	6,230
MSCI GREECE REBASED	0	0	0
Stock Futures	1,458	18,340	1,787,227
ADMIE (IPTO) HOLDING S.A. (CR)	27	382	8,062
AEGEAN AIRLINES (CR)	17	54	2,587
AKTOR S.A. HOLDING CO. (CR)	12	40	98,343
Allwyn AG (CR)	126	552	6,800
ALPHA BANK (CR)	263	5,871	69,721
ATHENS INTL AIRPORT (CR)	14	53	314
AUTOHELLAS SA (CR)	0	0	122
AVAX S.A. (CR)	4	13	2,396
BALLY'S INTRALOT (CR)	62	2,597	1,314,041
BANK OF CYPRUS (CR)	3	16	759
CC HBC AG (CR)	5	8	143
CENERGY HOLDINGS (CB)	81	482	4,047
CrediaBank (CR)	102	2,708	85,000
ELLAKTOR (CR)	1	1	1,654
ELVALHALCOR (CR)	20	94	3,019
EUROBANK (CR)	110	1,594	30,468
EURONEXT ATHENS (CR)	1	1	388
EYDAP S.A. (CR)	11	31	13,373
FOURLIS (CR)	8	31	3,028
GEK TERNA (CR)	19	72	5,012
HELLENIQ ENERGY (CR)	20	105	3,575
INTRACOM HOLDINGS (CR)	79	217	12,489
JUMBO SA (CR)	24	131	4,349
LAMDA DEVELOPMENT SA (CR)	15	53	22,824
METLEN PLC (CR)	54	119	15,107
MIG (CR)	0	0	145
MOTOR OIL (CR)	12	23	247
NATIONAL BANK (CR)	74	635	12,394
OPTIMA BANK (CR)	2	6	576
OTE (CR)	2	6	886
P.P.A. S.A. (CR)	1	2	41
PIRAEUS BANK (CR)	227	2,175	45,159
PPC (CR)	36	207	17,411
QUEST HOLDINGS (CR)	0	0	236
TITAN (CB)	5	10	408
VIOHALCO SA/NV (CB)	21	51	2,103
Index Options	19	209	2,803
FTSE/Athex Large Cap	19	209	2,803
Stock Options	4	47	983
Allwyn AG (CR)	0	0	250
ALPHA BANK (CR)	0	0	39
NATIONAL BANK (CR)	0	0	399
OTE (CR)	1	15	153
PIRAEUS BANK (CR)	1	2	2
PPC (CR)	2	30	140
Total Derivatives Traded	1,719	19,845	1,800,578

Number of Outstanding Securities	Nominal Value	Dividends [1]			Date of Last Coupon		Note	Shares	Closing price	% change	Previous closing price/date	Open price	Price min	Price max	Last price	Avg price	Last Bid [7]	Last Ask [7]	P/E after tax	Year	Volume	Trades	Transactions Value[8]	Company Mkt Value (thou. €)	Year low	Year high	Sector[4]	
2023	2024	2025	Dividend [2]	Right																								
804,287,662	0.300	1.6123	1.4029	0.5	08/04/2026	25/06/2024	---	Allwyn AG (CR)	12.1	-4.72	€ 12.7	29/04/2026	12.7	12.1	12.76	12.1	12.401	1500@12.10	6@12.28	---	---	1,212,367	5,281	15,034,665.74	9,731,880.71	12.1	19.03	40501020
2,315,261,358	0.290	0.026	0.0303	0.0485	01/12/2025	18/04/2017	---	ALPHA BANK (CR)	3.4	-1.05	€ 3.436	29/04/2026	3.402	3.4	3.476	3.4	3.418	25@3.40	15835@3.45	---	---	10,104,319	5,528	34,538,198.99	7,871,888.62	2.95	4.489	30101010
58,492,542	1.00	---	0.1	---	23/06/2025	27/01/2025	---	ALTER EGO MEDIA (CR)	5.41	-1.81	€ 5.51	29/04/2026	5.5	5.41	5.52	5.41	5.459	37@5.41	2000@5.47	---	---	31,332	106	171,042.35	316,444.65	4.88	6.425	40301035
36,353,868	1.00	0.1	0.11	---	01/07/2025	21/08/2023	---	AUSTRIACARD (CB)	8.19	1.11	# 8.1	29/04/2026	8.04	8.04	8.44	8.19	8.195	50@8.14	1279@8.20	---	---	38,637	187	316,625.92	297,738.18	6.04	8.44	10101010
48,624,764	0.080	0.7	0.85	0.85	24/04/2026	05/12/2022	---	AUTOHELLAS SA (CR)	10.8	1.31	# 10.66	29/04/2026	10.66	10.58	10.92	10.8	10.775	25@10.68	6411@10.80	---	---	31,229	259	336,480.94	525,147.45	10.58	13.44	40401030
1,867,802,694	0.300	---	---	---	30/05/2013	10/10/2023	---	BALLY'S INTRALOT (CR)	1.114	1.64	# 1.096	29/04/2026	1.096	1.084	1.13	1.114	1.106	150000@1.11	407657@1.11	---	---	1,198,690	513	1,326,268.13	2,080,732.20	0.822	1.154	40501020
435,686,031	0.100	---	0.48	0.2	22/09/2025	23/09/2024	---	BANK OF CYPRUS (CR)	9.2	---	↘ 9.2	29/04/2026	9.2	9.13	9.32	9.2	9.261	78@9.19	827@9.26	---	---	519,136	1,466	4,807,597.83	4,008,311.49	7.94	9.84	30101010
212,384,903	0.08	0.14	---	---	24/06/2025	07/12/2016	---	CENERGY HOLDINGS (CB)	23.84	2.76	# 23.2	29/04/2026	23.1	22.76	23.9	23.84	23.512	5@23.80	403@23.86	---	2025	339,965	1,551	7,993,182.66	5,063,256.09	15.12	23.9	50202010
373,239,562	6.70	0.93	1.03	---	29/05/2025	29/04/2013	---	CC HBC AG (CR)	49.55	1.95	# 48.6	29/04/2026	48.6	48.6	49.9	49.55	49.426	620@49.55	470@49.60	---	---	11,905	196	588,418.40	8,494,020.30	42.5	55.75	45101020
1,993,012,407	0.050	---	---	---	04/06/2008	16/10/2024	---	CrediaBank (CR)	1.206	-0.82	€ 1.216	29/04/2026	1.198	1.198	1.24	1.206	1.224	4319@1.20	2405@1.21	---	---	1,806,921	862	2,210,985.51	2,403,572.96	0.871	1.722	30101010
3,631,510,801	0.220	0.0933	0.105	0.0468	06/11/2025	20/05/2019	---	EUROBANK (CR)	3.68	-3.03	€ 3.795	29/04/2026	3.719	3.68	3.772	3.68	3.707	6108@3.68	11234@3.72	---	---	10,207,769	5,423	37,837,659.11	3,363,959.75	3.162	4.392	30101010
51,889,670	1.00	0.12	0.15	---	27/06/2025	23/07/2019	---	FOURLIS (CR)	4.54	-1.94	€ 4.63	29/04/2026	4.575	4.54	4.63	4.54	4.574	900@4.54	70@4.63	---	---	26,319	188	120,374.98	235,579.10	4.04	4.98	40401010
305,635,185	2.18	0.9	0.75	0.2	19/01/2026	01/10/2003	---	HELLENIO ENERGY (CR)	9.835	2.45	# 9.6	29/04/2026	9.645	9.48	10	9.835	9.77	580@9.83	5800@9.89	---	---	358,196	1,418	3,499,528.02	3,005,922.04	8.4	10.4	60101020
83,600,000	0.690	0.0504	0.1209	---	22/09/2025	02/07/2024	---	INTRACOM HOLDINGS (CR)	3.32	0.45	# 3.305	29/04/2026	3.305	3.27	3.36	3.32	3.315	33@3.30	500@3.34	---	---	139,920	511	463,853.99	277,552.00	2.685	3.85	10101010
134,365,561	0.880	1.4726	0.5063	---	23/03/2026	05/03/2014	---	JUMBO SA (CR)	23.24	-0.68	€ 23.4	29/04/2026	23.4	23.06	23.8	23.24	23.377	500@23.14	2393@23.46	---	---	587,935	1,976	13,744,095.36	3,122,655.64	21.82	28.7	40401010
176,736,715	0.300	---	---	---	30/05/2007	27/11/2019	---	LAMDA DEVELOPMENT SA (CR)	6.05	-0.16	€ 6.06	29/04/2026	6.05	6.05	6.13	6.05	6.091	18@6.05	725@6.12	---	---	86,582	569	527,385.66	1,069,257.13	5.85	7.76	35101010
169,043,561	0.300	---	0.02	---	17/07/2025	28/11/2022	---	LAVIPHARM SA (CR)	1.54	0.52	# 1.532	29/04/2026	1.534	1.51	1.56	1.54	1.541	1000@1.53	2602@1.54	---	---	402,205	151	619,975.51	260,327.08	0.937	1.57	20103015
143,022,980	1.00	---	---	---	04/08/2025	---	---	METLEN PLC (CR)	35	1.80	# 34.38	29/04/2026	34.48	34.4	35.18	35	34.921	50@34.90	20@35.06	---	---	122,251	2,410	4,269,091.12	5,005,804.30	31.9	47.68	65102000
126,502,434	0.500	0.0304	0.0302	---	15/05/2025	28/07/2021	---	PREMIA (CR)	1.366	-0.73	€ 1.376	29/04/2026	1.376	1.364	1.376	1.366	1.371	2800@1.36	7194@1.37	---	---	67,044	206	91,913.33	172,802.32	1.236	1.49	35102000
24,823,934	0.230	0.049	0.0647	---	01/07/2025	08/06/2022	---	PROFILE SA (CR)	7.54	0.53	# 7.5	29/04/2026	7.45	7.4	7.6	7.54	7.477	51@7.48	47@7.54	---	---	19,520	100	145,944.67	187,172.46	6	8.12	10101010
70,029,804	1.00	---	---	---	15/05/2025	---	---	QUALCO GROUP (CR)	5.5	-1.26	€ 5.57	29/04/2026	5.52	5.46	5.56	5.5	5.506	1000@5.48	100@5.55	---	---	41,699	182	229,589.85	385,163.92	5.08	6.73	10101015
35,377,749	0.280	---	---	---	18/07/2005	22/12/2025	---	QUALITY & RELIABILITY SA (CR)	1.18	-0.67	€ 1.188	29/04/2026	1.186	1.18	1.196	1.18	1.186	300@1.18	800@1.18	---	---	13,505	28	16,011.41	41,745.74	1	1.43	10101010
78,325,475	0.85	3	---	---	30/06/2025	23/07/2019	---	TITAN (CB)	45.74	-1.00	€ 46.2	29/04/2026	46	45.74	46.84	45.74	46.027	54@45.72	205@45.94	---	---	61,045	1,100	2,809,712.74	3,582,607.23	42.6	59	50101030
259,189,761	0.12	0.16	---	---	24/06/2025	26/02/2016	---	VIOHALCO SA/NV (CB)	14.7	-1.08	€ 14.86	29/04/2026	15.22	14.7	15.36	14.7	15.036	15226@14.70	750@14.90	---	---	113,139	643	1,701,126.18	3,810,089.49	11.4	15.78	55102015
148,321,516	0.300	0.03	0.07	---	02/09/2025	22/01/2020	---	AVAX S.A. (CR)	3.05	2.35	# 2.98	29/04/2026	2.94	2.94	3.065	3.05	3.003	6@3.04	1000@3.07	---	---	309,629	500	929,812.45	452,380.62	2.79	3.645	50101010
232,000,000	2.12	0.0582	0.1207	0.1207	25/09/2025	19/06/2017	---	ADMIE (IPTO) HOLDING S.A. (CR)	3.285	0.30	# 3.275	29/04/2026	3.27	3.23	3.295	3.285	3.275	2000@3.28	644@3.29	---	2025	157,437	350	515,602.00	762,120.00	2.76	3.33	65101015
90,167,100	0.500	0.7515	0.8041	0.903	28/04/2026	24/05/2021	---	AEGEAN AIRLINES (CR)	11.15	-2.88	€ 11.48	29/04/2026	11.42	11.05	11.42	11.15	11.181	572@11.14	35@11.16	---	---	129,780	1,090	1,451,119.23	1,005,363.17	10.8	15.36	40501010
204,002,463	0.300	---	---	---	12/08/2008	07/01/2025	---	AKTOR S.A. HOLDING CO. (CR)	10.86	0.19	# 10.84	29/04/2026	10.84	10.7	10.86	10.86	10.815	287@10.84	15830@10.86	---	---	115,845	522	1,252,872.62	2,215,466.75	9.25	11.7	50101010
103,423,291	0.570	---	0.4134	---	25/06/2025	28/08/2024	---	GEK TERNA (CR)	40.86	2.00	# 40.06	29/04/2026	40.1	39.86	41.5	40.86	40.96	107@40.84	3@40.98	---	---	281,505	2,546	11,530,338.28	4,225,875.67	25.28	41.7	50101010
369,270,000	2.48	0.25	0.4	---	21/07/2025	12/12/2001	---	PPC (CR)	18.01	0.28	# 17.96	29/04/2026	17.9	17.78	18.09	18.01	17.942	2481@18.00	23539@18.02	---	---	1,628,574	3,675	29,220,042.39	6,650,552.70	16.28	20.56	65101015
309,544,087	1.00	0.33	0.7862	0.6621	22/04/2026	07/02/2024	---	ATHENS INTL AIRPORT (CR)	9.71	-1.22	€ 9.83	29/04/2026	9.83	9.71	9.85	9.71	9.791	321@9.71	2036@9.72	---	2025	171,958	1,274	1,683,719.10	3,005,673.08	9.71	12	50206060
914,715,153	1.00	0.3643	0.4442	0.221	10/11/2025	29/08/2018	---	NATIONAL BANK (CR)	13.425	-3.03	€ 13.845	29/04/2026	13.57	13.425	13.915	13.425	13.594	27169@13.43	100@13.52	---	---	2,909,656	5,961	39,552,653.02	2,280,050.93	12.06	16.005	30101010
27,728,682	0.260	(0.06)	0.065	---	14/07/2025	24/07/2024	---	EKTER SA (CR)	4.39	0.34	# 4.375	29/04/2026	4.37	4.31	4.45	4.39	4.37	1000@4.35	289@4.39	---	---	92,156	268	402,715.56	121,728.91	3.28	4.59	50101010
375,241,586	0.390	0.04	0.0901	---	26/06/2025	14/07/2006	---	ELVALHALCOR (CR)	3.98	-0.99	€ 4.02	29/04/2026	4.035	3.97	4.06	3.98	4.01	2@3.98	18@4.00	---	---	173,767	825	696,850.78	1,493,461.51	3.21	5.07	55102015
348,192,005	0.040	---	---	0.5029	22/12/2025	24/03/2025	---	ELLAKTOR (CR)	1.316	-1.79	€																	

Daily Official List

Year: 147 Trading Day No: 78

Section 2: Analytic Figures of Shares Transactions

Thursday, 30 April, 2026

Number of Outstanding Securities	Nominal Value	Dividends [1]			Date of Last Coupon		Note	Shares	Closing price	% change	Previous closing price/date	Open price	Price min	Price max	Last price	Avg price	Last Bid [7]	Last Ask [7]	P/E after tax	Year	Volume	Trades	Transactions Value[8]	Company Mkt Value (thou. €)	Year low	Year high	Sector[4]	
2023	2024	2025	Dividend [2]	Right																								
63,700,000	0.780	0.2313	0.3139	---	02/05/2025	13/06/2018	---	GR. SARANTIS S.A. (CR)	14.3	-0.69	€ 14.4	29/04/2026	14.4	14.24	14.58	14.3	14.365	240@14.26	1157@14.30	---	---	27,858	388	400,178.64	910,910.00	12.92	15.74	45201020
221,322,426	1.15	(0.1467)	(0.19)	---	23/06/2025	09/07/2025	---	OPTIMA BANK (CR)	8.86	-2.21	€ 9.06	29/04/2026	9	8.86	9.02	8.86	8.95	1000@8.85	500@8.98	---	---	160,200	567	1,433,757.39	1,960,916.69	7.59	10.1	30101010
1,235,953,028	0.930	0.0632	---	---	10/07/2024	03/06/2025	---	PIRAEUS BANK (CR)	7.95	-3.10	€ 8.204	29/04/2026	8.15	7.95	8.254	7.95	8.065	308369@7.95	886@8.12	---	---	4,349,141	5,471	35,075,678.00	9,825,826.57	6.53	8.99	30101010
Main Market - Medium Liquidity Class																												
13,126,020	0.660	0.1376	0.1713	---	16/12/2025	04/09/2020	---	AS COMPANY SA (CR)	4.34	-0.23	€ 4.35	29/04/2026	4.33	4.29	4.35	4.34	4.321	300@4.24	687@4.34	---	---	17,566	43	75,900.45	56,966.93	3.62	4.5	40401030
14,000,000	1.95	0.26	0.5	---	24/06/2025	26/03/2024	---	ALPHA REAL ESTATE (CR)	7.4	1.65	# 7.28	29/04/2026	7.28	7.28	7.46	7.4	7.387	5@7.40	200@7.42	---	---	4,229	58	31,241.40	103,600.00	6.94	7.58	35101015
3,150,744	0.360	0.563	0.5842	---	27/05/2025	02/06/2020	---	ALPHA TRUST HOLDINGS (CR)	19.9	-0.50	€ 20	29/04/2026	19.95	19.8	19.95	19.95	19.92	100@19.75	366@20.00	---	---	1,000	10	19,920.00	62,699.81	11.9	20	30202010
243,164,193	0.300	0.07	0.07	---	12/09/2025	05/12/2023	---	ATTICA HOLDINGS (CR)	1.67	1.58	# 1.644	29/04/2026	1.644	1.64	1.68	1.67	1.671	200@1.66	200@1.67	---	---	30,211	73	50,484.00	406,084.20	1.5	2.06	40501015
178,157,803	0.040	---	---	---	01/07/2008	21/02/2020	---	AVE (CR)	0.445	0.68	# 0.442	29/04/2026	0.442	0.437	0.447	0.445	0.442	712@0.440	1041@0.445	---	---	32,003	65	14,157.70	79,280.22	0.423	0.49	40301010
47,149,827	2.10	---	0.135	0.08	05/11/2025	27/12/2024	---	BRIQ PROPERTIES (CR)	3.06	-0.33	€ 3.07	29/04/2026	3.07	3.04	3.08	3.07	3.062	973@3.07	1500@3.09	---	---	13,948	22	42,706.34	144,278.47	2.86	3.12	35102000
101,123,806	0.360	---	---	---	22/07/2010	28/06/2011	---	CENTRIC HOLDINGS (CR)	0.306	0.33	# 0.305	29/04/2026	0.307	0.3	0.315	0.306	0.305	1250@0.299	31191@0.306	---	---	89,850	86	27,440.18	30,943.88	0.276	0.42	40203040
784,500	10.00	0.5008	0.4	0.15	02/12/2025	31/07/2018	---	CNL CAPITAL (CR)	6.75	---	~ 6.75	29/04/2026	6.75	6.75	6.75	6.75	6.75	100@6.70	670@6.75	---	2025	30	2	202.50	5,295.38	6.3	7.6	30202010
10,567,700	0.300	---	---	---	06/10/2005	13/02/2002	---	CPI SA (CR)	0.502	1.01	# 0.497	29/04/2026	0.502	0.502	0.502	0.502	0.502	1000@0.476	100@0.502	---	---	250	2	125.50	5,304.99	0.442	0.646	10102030
18,680,300	0.050	---	---	---	06/07/2022	---	---	DIMAND (CR)	13.15	0.38	# 13.1	29/04/2026	13	12.85	13.4	13.4	13.078	500@13.05	460@13.40	---	---	12,233	48	159,978.55	245,645.95	10.95	13.5	35101010
15,333,480	0.100	---	0.04	---	07/07/2025	02/02/2026	---	E.I.N.S. (CR)	1.616	-0.37	€ 1.622	29/04/2026	1.62	1.59	1.62	1.616	1.603	50@1.61	500@1.62	---	---	47,784	120	76,593.49	24,778.90	1.38	2.115	50205020
60,348,000	0.420	0.2504	0.3025	---	23/06/2025	04/08/2021	---	EURONEXT ATHENS (CR)	7.05	-0.70	€ 7.1	29/04/2026	7.01	6.94	7.09	7.05	7.013	607@7.05	33@7.09	---	---	4,706	81	33,002.69	425,453.40	5.72	7.43	30202015
121,168,897	0.040	---	---	---	07/07/2010	16/01/2024	5160	FRIGOGLASS SA (CR)	0.352	-8.57	€ 0.385	29/04/2026	0.381	0.35	0.381	0.352	0.362	11000@0.350	4292@0.356	---	2024	93,427	118	33,857.89	42,651.45	0.291	0.5	50204000
56,003,921	1.55	---	---	---	30/08/1993	29/01/2026	---	IDEAL HOLDINGS (CR)	5.84	-0.34	€ 5.86	29/04/2026	5.8	5.79	5.86	5.84	5.825	1708@5.81	650@5.85	---	---	20,079	113	116,966.77	327,062.90	5.3	6.71	10102030
4,740,000	0.860	---	---	---	14/03/2003	---	---	LOGISMOS S.A. (CR)	2.12	---	~ 2.12	29/04/2026	---	---	---	---	---	250@2.02	1000@2.12	---	2025	---	---	---	10,048.80	1.96	2.58	10101015
17,120,280	0.940	0.12	0.3	---	26/05/2025	26/06/2023	---	LOULIS FOOD (CR)	3.76	0.54	# 3.74	29/04/2026	3.7	3.6	3.76	3.76	3.672	200@3.60	30@3.76	---	---	3,209	21	11,782.94	64,372.25	3.42	4.1	45102020
4,419,616	1.58	0.06	0.13	---	07/07/2025	04/03/2015	---	MEDICON S.A. (CR)	2.41	-2.82	€ 2.48	29/04/2026	2.48	2.41	2.48	2.41	2.441	141@2.41	300@2.46	---	---	3,586	16	8,752.47	10,651.27	2.32	2.75	20102010
468,700	2.8	2.4	---	---	12/06/2025	21/05/2004	---	MERMEREN KOMB. A.D. PR. (GDR)	34	5.59	# 32.2	29/04/2026	34	34	34	34	34	39@30.00	8@32.60	---	2025	6	1	204.00	15,935.80	31	36.2	55102000
10,500,000	0.950	0.15	0.25	---	04/07/2025	21/07/2023	---	MEVACO SA (CR)	8.6	-0.46	€ 8.64	29/04/2026	8.7	8.52	8.74	8.6	8.606	100@8.58	515@8.60	---	2025	5,896	33	50,738.44	90,300.00	8.3	9.85	55102015
31,400,000	0.400	---	---	---	26/04/2007	10/05/2023	---	MIG (CR)	3.215	1.26	# 3.175	29/04/2026	3.165	3.165	3.255	3.215	3.217	120@3.20	896@3.22	---	---	3,413	81	10,978.03	100,951.00	2.82	3.85	30202000
153,908,095	0.870	0.0229	0.0248	---	11/09/2025	02/08/2024	---	ORILINA PROPERTIES REIC (CR)	0.826	1.72	# 0.812	29/04/2026	0.82	0.818	0.84	0.826	0.823	2500@0.824	1000@0.828	---	---	35,489	102	29,202.61	127,128.09	0.77	0.886	35102000
14,101,683	0.100	0.0526	0.1091	---	03/06/2025	02/11/2021	---	PERFORMANCE TECHNOLOGIES (CR)	8.88	0.91	# 8.8	29/04/2026	8.81	8.75	8.92	8.88	8.824	1000@8.72	205@8.92	---	---	24,896	158	219,676.98	125,222.95	6.62	9.16	10101010
107,222,688	0.440	0.22	0.3	---	23/06/2025	16/03/2022	---	QUEST HOLDINGS (CR)	7	-0.43	€ 7.03	29/04/2026	6.99	6.95	7	7	6.977	106@6.98	1707@7.00	---	---	9,111	43	63,565.90	750,558.82	6.07	7.22	10101010
30,703,824	0.400	0.04	0.0509	---	19/08/2025	06/08/2021	---	REAL CONSULTING (CR)	6.4	-0.31	€ 6.42	29/04/2026	6.42	6.24	6.46	6.4	6.399	850@6.26	20@6.44	---	---	41,718	77	266,945.64	196,504.47	4.95	6.7	10101010
6,456,530	1.08	0.16	0.15	---	21/07/2025	02/08/2010	---	SPACE HELLAS SA (CR)	6.38	-2.45	€ 6.54	29/04/2026	6.5	6.36	6.5	6.38	6.451	404@6.36	100@6.48	---	---	4,055	29	26,159.18	41,192.66	5.92	8.48	15101010
121,132,042	1.60	0.08	0.1	0.0651	30/12/2025	10/11/2023	---	TRADE ESTATES REIC (CR)	1.994	0.50	# 1.984	29/04/2026	1.984	1.974	1.998	1.998	1.984	500@1.98	3@2.00	---	---	25,104	44	49,802.00	241,537.29	1.81	2.02	35102045
17,513,933	0.300	---	---	---	16/11/1992	09/10/2025	---	UNIBIOS (CR)	2.595	1.37	# 2.56	29/04/2026	2.57	2.5	2.6	2.595	2.539	1174@2.56	100@2.59	---	---	8,650	43	21,961.59	45,448.66	2.13	2.97	50204000
37,975,800	0.600	---	---	---	10/09/2019	01/04/2026	---	YKNOT (CR)	1.04	-6.31	€ 1.11	29/04/2026	1.095	1.04	1.1	1.04	1.019	4100@1.04	4998@1.05	---	---	1,045,123	535	1,064,945.81	39,494.83	0.7326	1.7394	40501015
32,413,681	0.370	---	---	---	15/07/2009	11/05/2000	---	ALUMIL (CR)	5.84	-3.31	€ 6.04	29/04/2026	6.1	5.82	6.18	5.84	6.003	500@5.80	95@5.99	---	---	62,102	382	372,794.31	189,295.90	5	6.88	55102035
3,734,164	3.44	0.4954	0.5896	---	14/10/2025	19/07/2022	---	ANDROMEDA SA (CR)	8.4	-0.24	€ 8.42	29/04/2026	8.44	8.4	8.5	8.4	8.466	300@8.32	150@8.46	---	2025	7,410	50	62,732.80	31,366.98	7.58	9.1	30204000
23,986,500	1.00	---	---	---	26/06/2009	25/08/2025	---	BIOKARPET S.A.(CR)	1.65	-2.48	€ 1.692	29/04/2026	1.68	1.642	1.69	1.65	1.665	1060@1.65	111@1.67	---	---	15,355	56	25,568.07	39,577.73	1.45	2.06	50101035
6,325,000	0.600	0.145	0.07	---	28/07/2025	17/02/2014	---	VOYATZOGLOU (CR)	2.02	-0.98	€ 2.04	29/04/2026	2.03	1.995	2.03	2	2.016	50@1.99	554@2.00	---	---	1,507	15	3,038.53	12,776.50	1.96	2.44	50205010
24,060,000	0.300	0.075	0.075	---	17/06/2025	01/07/2019	---	GEN. COMMERCIAL & IND.SA (CR)	2.38	0.42	# 2.37	29/04/2026	2.37	2.24	2.39	2.38	2.382	100@2.25										

Daily Official List

Year: 147 Trading Day No: 78

Section 2: Analytic Figures of Shares Transactions

Thursday, 30 April, 2026

Number of Outstanding Securities	Nominal Value	Dividends [1]			Date of Last Coupon		Note	Shares	Closing price	% change	Previous closing price/date	Open price	Price min	Price max	Last price	Avg price	Last Bid [7]	Last Ask [7]	P/E after tax	Year	Volume	Trades	Transactions Value[8]	Company Mkt Value (thou. €)	Year low	Year high	Sector[4]	
		2023	2024	2025	Dividend [2]	Right																						
34,720,000	0.310	---	---	---	16/06/2010	01/08/2007	---	DROMEAS SA (CR)	0.312	-4.59 (€)	0.327	29/04/2026	0.33	0.305	0.33	0.312	0.312	1000@0.304	175@0.312	---	---	40,560	70	12,645.92	10,832.64	0.305	0.39	40202015
13,673,200	0.420	0.05	0.05	---	19/08/2025	26/07/2001	---	EVROFARMA (CR)	3.58	1.13 #	3.54	29/04/2026	3.45	3.43	3.58	3.58	3.55	129@3.53	597@3.58	---	---	1,517	29	5,384.67	48,950.06	3.02	4.07	45102020
18,146,007	1.00	---	---	---	23/08/2023	10/09/2010	---	ELASTRON (CR)	2.26	-0.88 (€)	2.28	29/04/2026	2.28	2.24	2.3	2.26	2.267	86@2.26	850@2.30	---	---	3,190	31	7,231.95	41,009.98	2.02	2.65	55102010
23,828,130	0.500	0.108	0.1366	---	14/07/2025	17/02/2009	---	ELINOIL S.A. (CR)	2.14	-4.89 (€)	2.25	29/04/2026	2.18	2.1	2.2	2.14	2.143	212@2.14	423@2.15	---	---	16,450	73	35,247.39	50,992.20	2.1	2.59	60101020
19,864,886	5.60	0.672	0.672	0.672	23/04/2026	02/07/2008	---	BANK OF GREECE (CR)	14.9	---	14.9	29/04/2026	14.9	14.8	14.9	14.9	14.848	53@14.85	1016@14.90	---	2025	4,075	65	60,507.00	295,986.80	14.8	17.5	30101010
26,730,187	0.520	---	0.07	---	09/07/2025	01/08/2017	---	ELTON SA (CR)	1.76	-0.57 (€)	1.77	29/04/2026	1.76	1.74	1.765	1.76	1.758	90@1.74	998@1.76	---	---	8,593	20	15,108.68	47,045.13	1.62	2.22	50205010
36,300,000	1.12	0.0276	0.055	---	01/07/2025	12/12/2007	---	THESSALONIKA WATER & SEWERAGE	4.095	4.07 #	3.935	29/04/2026	3.93	3.93	4.14	4.095	4.056	3220@4.06	2050@4.10	---	---	202,623	337	821,898.38	148,648.50	3.4	4.14	65102030
143,352,325	0.260	---	---	---	29/08/2022	28/04/2025	---	EVROPI HOLDINGS S.A. (CR)	1.864	---	1.864	29/04/2026	1.89	1.864	1.89	1.864	1.877	500@1.86	25956@1.86	---	---	11,615	30	21,799.50	267,208.73	1.77	2.34	30302025
86,735,980	0.310	0.02	---	---	22/07/2024	07/09/2023	---	ATHENS MEDICAL CENTER SA (CR)	1.9	-1.55 (€)	1.93	29/04/2026	1.88	1.86	1.94	1.9	1.892	100@1.85	999@1.90	---	---	8,035	42	15,198.96	164,798.36	1.565	2.07	20101010
114,320,400	0.100	---	---	---	26/11/2021	05/08/2019	---	IKTINOS HELLAS SA (CR)	0.3185	-0.47 (€)	0.32	29/04/2026	0.32	0.313	0.32	0.3185	0.316	1000@0.313	3000@0.319	---	---	61,519	103	19,458.22	36,411.05	0.302	0.4535	50101035
14,111,198	0.450	(0.0133)	0.07	---	31/07/2025	09/01/2025	---	ILYDA S.A. (CR)	4.48	0.67 #	4.45	29/04/2026	4.47	4.43	4.52	4.48	4.484	182@4.44	105@4.48	---	2025	6,545	29	29,348.15	63,218.17	3.74	5.52	10101015
3,417,600	0.100	0.016	---	---	04/07/2024	02/04/2024	---	INTERWOOD-XYLEMPORIA (PR)	0.486	0.41 #	0.484	29/04/2026	0.44	0.44	0.486	0.486	0.481	300@0.432	2990@0.486	---	---	1,190	12	571.88	13,741.98	0.4	0.76	50101020
45,417,399	0.100	---	---	---	25/07/2008	02/04/2024	---	INTERWOOD-XYLEMPORIA (CR)	0.266	-0.75 (€)	0.268	29/04/2026	0.272	0.266	0.272	0.268	0.269	160@0.266	990@0.268	---	---	25,002	26	6,722.81	13,741.98	0.201	0.274	50101020
18,567,912	0.590	0.16	0.201	---	02/07/2025	26/01/2021	---	INTERLIFE G.C.I.(CR)	6.68	-0.30 (€)	6.7	29/04/2026	6.62	6.62	6.76	6.68	6.689	29@6.64	930@6.68	---	2025	1,936	28	12,949.30	124,033.65	5.56	7	30302025
8,424,900	0.500	---	---	---	12/07/2010	04/07/2019	---	INTERTECH SA (CR)	1.5	-4.76 (€)	1.575	29/04/2026	1.59	1.5	1.615	1.5	1.562	500@1.40	2000@1.59	---	2025	2,427	9	3,789.97	12,637.35	0.99	1.615	50205010
2,760,000	11.83	12.4	14	---	30/05/2025	16/07/1990	---	KARELIA (CR)	406	3.05 #	394	29/04/2026	391	391	410	407	392.289	1@410.00	1@410.00	---	---	847	61	332,269.00	1,120,560.00	354	414	45103010
19,804,134	0.150	---	---	---	01/07/2004	06/11/2017	---	KEKROPS SA (CR)	1.65	-1.79 (€)	1.68	29/04/2026	1.7	1.645	1.7	1.65	1.68	10597@1.65	195@1.68	---	2025	1,770	12	2,973.24	32,676.82	1.53	2.35	35101010
11,510,102	0.890	---	---	---	24/06/2005	06/10/1999	---	NAFPAKTOS TEXTILE (CR)	1.25	-1.19 (€)	1.265	29/04/2026	1.265	1.22	1.265	1.25	1.239	50@1.22	831@1.25	---	---	2,495	26	3,090.70	14,387.63	1.22	1.69	55101020
21,224,340	0.420	---	---	---	06/09/2022	25/04/2006	---	KORDELLOS BROS SA (CR)	0.414	-3.27 (€)	0.428	29/04/2026	0.426	0.414	0.435	0.414	0.423	473@0.414	1000@0.433	---	2025	11,992	25	5,077.32	8,786.88	0.366	0.554	55102010
33,065,136	0.380	0.3506	0.4007	---	21/08/2025	16/09/2013	---	KRI-KRI S.A. (CR)	24.55	-0.81 (€)	24.75	29/04/2026	24.7	24.35	24.8	24.55	24.62	130@24.45	1736@24.55	---	2025	23,308	109	573,832.30	811,749.09	19.18	24.8	45102020
6,200,000	0.500	---	---	---	22/06/2010	01/11/1995	---	MINERVA KNITWEAR (CR)	0.59	-0.84 (€)	0.595	29/04/2026	0.58	0.575	0.595	0.59	0.589	250@0.575	801@0.590	---	---	4,149	12	2,442.66	3,658.00	0.473	0.772	40204020
5,939,268	0.620	---	---	---	10/07/2003	03/01/2002	---	LANAKAM SA (CR)	1.285	1.18 #	1.27	29/04/2026	1.29	1.27	1.3	1.285	1.279	140@1.19	148@1.27	---	---	446	9	570.51	7,631.96	0.96	1.465	40401020
9,819,370	0.500	---	---	---	14/08/2007	09/01/2004	---	MATHIOS REFRACTORY SA (CR)	0.765	-1.29 (€)	0.775	29/04/2026	0.76	0.755	0.775	0.765	0.761	150@0.745	24@0.765	---	---	1,819	18	1,384.83	7,511.82	0.59	0.97	55101000
30,150,000	0.360	0.122	0.1335	---	17/06/2025	25/04/2019	---	MOTODYNAMICS S.A. (CR)	2.63	0.38 #	2.62	29/04/2026	2.62	2.6	2.63	2.63	2.615	250@2.56	2381@2.63	---	---	17,109	44	44,733.26	79,294.50	2.23	2.7	40401030
126,431,958	2.50	0.025	0.043	---	03/06/2025	05/06/2024	---	NOVAL PROPERTY REIC (CR)	2.61	---	2.61	29/04/2026	2.61	2.61	2.64	2.61	2.619	304@2.61	2490@2.63	---	2025	5,205	20	13,633.28	329,987.41	2.51	2.92	35102045
10,080,000	3.00	1.3	2	---	16/05/2025	27/08/2001	---	TPA SA (CR)	38.5	-0.77 (€)	38.8	29/04/2026	38.5	38.3	38.5	38.5	38.404	282@38.30	182@38.50	---	---	1,472	26	56,530.40	388,080.00	33.2	39.2	50206060
25,000,000	2.00	1.336	1.92	---	04/08/2025	08/08/2003	---	P.P.A. S.A. (CR)	37.75	-1.57 (€)	38.35	29/04/2026	38.35	37.75	38.7	37.75	38.06	515@37.50	200@38.75	---	2025	5,059	163	192,545.40	943,750.00	35.4	41.1	50206060
68,926,799	0.240	---	---	---	07/07/2023	---	---	ONYX TOURISTIKI S.A. (CR)	1.41	-2.62 (€)	1.448	29/04/2026	1.448	1.39	1.482	1.41	1.421	1050@1.40	1250@1.43	---	---	60,100	141	85,425.82	97,186.79	1.33	2.22	40401020
4,971,466	1.46	---	---	---	04/07/2007	08/10/2003	---	PAIRIS SA (CR)	0.848	1.92 #	0.832	29/04/2026	0.836	0.81	0.848	0.848	0.821	124@0.836	2052@0.848	---	---	2,466	16	2,024.82	4,215.80	0.6	0.984	50203030
27,098,594	0.540	0.0702	0.0605	0.0909	21/04/2026	14/01/2021	---	PAPOUTSANIS (CR)	3.77	3.57 #	3.64	29/04/2026	3.64	3.64	3.77	3.77	3.71	1@3.74	100@3.86	---	2025	6,041	37	22,412.58	102,161.70	3.32	4.06	45201020
7,070,400	0.930	0.8645	0.3242	---	11/07/2025	06/05/2016	---	PETROPOULOS PETROS (CR)	8.3	---	8.3	29/04/2026	8.3	8.26	8.32	8.3	8.294	71@8.30	325@8.34	---	---	3,818	17	31,667.64	58,684.32	7.58	8.98	50206015
43,741,452	0.660	0.2388	0.2391	0.07	19/01/2026	01/11/1999	---	THRACE PLASTICS SA (CR)	4.1	-0.97 (€)	4.14	29/04/2026	4.15	4.08	4.15	4.1	4.097	107@4.08	190@4.10	---	---	14,323	71	58,679.86	179,339.95	3.55	4.535	50203015
24,319,250	0.300	---	---	---	09/07/2002	04/07/2007	5165	PROODEFTIKH SA (CR)	0.296	2.07 #	0.29	29/04/2026	0.299	0.282	0.299	0.296	0.292	152@0.295	4600@0.296	---	---	55,397	55	16,188.75	7,198.50	0.281	0.5	50101010
21,912,599	0.300	0.0485	0.0483	---	29/04/2025	23/02/2007	---	REVOIL (CR)	1.59	-0.93 (€)	1.605	29/04/2026	1.61	1.59	1.63	1.59	1.608	2000@1.57	1000@1.60	---	---	16,343	73	26,274.58	34,841.03	1.535	1.86	60101020
13,582,223	1.35	---	---	---	24/06/2008	02/02/2016	---	SIDMA STEEL (CR)	1.605	0.94 #	1.59	29/04/2026	1.6	1.56	1.605	1.605	1.578	90@1.56	100@1.61	---	---	862	9	1,360.47	21,799.47	1.455	2.12	55102010
40,693,350	5.00	---	---	---	03/07/2006	26/05/2015	---	TECHNICAL OLYMPIC SA (CR)	2.4	-0.83 (€)	2.42	29/04/2026	2.41	2.														

Number of Outstanding Securities	Nominal Value	Dividends [1]			Date of Last Coupon		Note	Shares	Closing price	% change	Previous closing price/date	Open price	Price min	Price max	Last price	Avg price	Last Bid [7]	Last Ask [7]	P/E after tax	Year	Volume	Trades	Transactions Value[8]	Company Mkt Value (thou. €)	Year low	Year high	Sector[4]
8,340,750	1.16	---	---	---	25/06/2009	17/09/2018	---	HAIDEMENOS SA (CR)	0.7	-2.78	0.72	29/04/2026	0.71	0.7	0.71	0.7	0.707 3760@0.700	150@0.715	---	2025	29,935	20	21,165.35	5,838.53	0.65	0.845	50205030

Main Market - Low Liquidity Class

11,943,624	0.540	0.15	0.165	---	01/07/2025	30/08/2019	---	FLEXOPACK SA (CR)	7.95	---	7.95	29/04/2026	---	---	---	---	795@7.70	4@7.95	---	---	---	---	---	94,951.81	7.4	8.6	50203030	
244,737,498	0.500	0.02	0.03	0.04	26/03/2026	28/12/2023	---	TRASTOR REAL EST. INV. CO.(CR)	1.265	0.40	#	1.26	29/04/2026	1.245	1.245	1.27	1.27	1.261 90@1.26	45@1.27	---	2025	1,400	16	1,765.50	309,592.93	1.15	1.38	35102000
15,300,000	0.300	---	0.01	---	09/10/2025	13/12/1999	---	ATTICA PUBLICATIONS SA (CR)	1.355	---	~	1.355	29/04/2026	1.325	1.305	1.355	1.355	1.318 8@1.33	2@1.33	---	---	523	6	689.42	20,731.50	1.17	1.44	40301030
18,810,000	0.400	0.0381	0.0591	---	20/10/2025	14/11/2007	---	VARVERIS - MODA BAGNO SA (CR)	6.7	1.21	#	6.62	29/04/2026	6.54	6.54	6.74	6.7	6.599 50@6.46	218@6.70	---	---	1,660	16	10,953.70	126,027.00	5.16	6.78	40401025
3,307,500	0.210	0.4	0.4	---	23/10/2025	30/11/2022	---	ELVE SA (CR)	5.35	---	~	5.35	29/04/2026	---	---	---	---	156@5.20	153@5.40	---	2024	---	---	---	17,695.13	5	5.8	40204020
21,364,000	1.12	---	---	---	21/08/2023	08/03/2023	---	LAMPSA HOTEL SA (CR)	47.6	---	~	47.6	29/04/2026	---	---	---	---	50@47.60	50@48.40	---	---	---	---	---	1,016,926.40	42.2	48.4	40501025
38,566,614	0.500	---	---	---	21/07/2008	07/07/2025	---	MOUZAKIS (CR)	0.54	---	~	0.54	29/04/2026	0.5	0.5	0.5	0.5	0.5 1450@0.500	232@0.590	---	---	50	1	25.00	20,825.97	0.5	0.69	55101020
42,500,000	1.00	0.0383	0.0538	0.1673	21/11/2025	13/09/2023	---	MPL KEDROS (CR)	4.37	---	~	4.37	29/04/2026	4.37	4.36	4.39	4.36	4.37 348@4.36	170@4.39	---	---	1,992	16	8,705.63	185,725.00	4.23	4.41	35102000
6,340,000	0.600	0.2	0.23	0.23	09/12/2025	11/01/2024	---	NAKAS MUSIC	3.4	0.59	#	3.38	29/04/2026	3.36	3.34	3.4	3.34	3.395 100@3.36	147@3.40	---	---	1,110	11	3,768.02	21,556.00	3.24	3.92	40401030
27,379,200	0.980	0.5001	0.52	---	25/08/2025	29/08/2022	---	CRETE PLASTICS SA (CR)	14.3	---	~	14.3	29/04/2026	14.4	14.4	14.4	14.4	14.4 52@14.40	873@15.10	---	---	35	1	504.00	391,522.56	13.2	15.9	50203015
255,494,534	2.71	0.247	0.705	0.216	15/12/2025	30/09/2021	---	PRODEA (CR)	5.75	0.88	#	5.7	29/04/2026	5.7	5.7	5.8	5.75	5.744 1365@5.75	6134@5.80	---	---	6,662	30	38,263.75	1,469,093.57	5.2	6.5	35102000
4,181,450	0.500	---	---	---	21/08/2000	05/03/2002	---	FLOUR MILLS SARANTOPOULOS SA	1.56	---	~	1.56	29/04/2026	---	---	---	---	---	---	---	---	---	---	---	6,523.06	1.12	1.7	45102020

Exchange Traded Funds (ETFs)

1,380,078	---	---	---	---	15/06/2016	---	---	ALPHA ETF FTSE Athex Large Cap	56.68	0.59	#	56.35	29/04/2026	56.3	56.21	56.81	56.68	56.572 1@56.40	4000@56.80	---	---	2,141	97	121,120.75	---	51.03	66.71	12003
-----------	-----	-----	-----	-----	------------	-----	-----	--------------------------------	-------	------	---	-------	------------	------	-------	-------	-------	----------------	------------	-----	-----	-------	----	------------	-----	-------	-------	-------

Surveillance

8,321,682	0.670	---	---	---	17/08/2007	23/11/1999	---	N. LEVENTERIS (CR)	0.278	---	~	0.278	29/04/2026	---	---	---	---	---	28@0.252	---	2025	---	---	---	2,708.80	0.252	0.32	55102010
2,160,524	0.670	---	---	---	03/12/2018	23/11/1999	---	N. LEVENTERIS (PR)	0.183	---	~	0.183	29/04/2026	---	---	---	---	---	2000@0.190	---	2025	---	---	---	2,708.80	0.165	0.2	55102010

Suspension Status

13,191,620	0.620	---	---	---	04/08/2010	09/09/2002	5232	YALCO - CONSTANTINOU (CR)	0.16	---	~	0.16	30/05/2025	---	---	---	---	---	26032@0.162	---	---	---	---	---	2,110.66	0.16	0.16	40202020
17,579,754	4.16	---	---	---	18/08/2006	02/08/2010	---	BIOTER SA (CR)	0.206	---	~	0.206	30/05/2025	---	---	---	---	---	---	---	---	---	---	---	3,621.43	0.206	0.206	50101010
3,961,300	1.28	---	---	---	29/06/2004	03/08/2000	5248	DUROS SA (CR)	0.25	---	~	0.25	24/04/2023	---	---	---	---	---	---	---	---	---	---	---	990.33	0.25	0.25	40204020
15,842,391	1.51	---	---	---	15/07/2009	12/05/2000	5141	BITROS HOLDING SA (CR)	0.51	---	~	0.51	30/05/2025	---	---	---	---	---	---	---	---	---	---	---	8,079.62	0.51	0.51	55102010
28,438,268	0.070	---	---	---	21/08/2006	24/11/1999	5253	SPIROY AGRICULTURE SA (CR)	0.138	---	~	0.138	30/05/2025	---	---	---	---	---	---	---	---	---	---	---	3,924.48	0.138	0.138	45102010

Shares' Notes

Code	Note text
()	- Adjusted dividends.
*	- Last adjusted closing price.
[1]	- Net dividends.
[2]	- The "Date of Last Coupon" for New listings refers to the date company's stocks started to trade in Athex
[3]	- The Company Market Value is referred to the number of outstanding shares
[4]	- Sectors codification can be found in Appendix A
[5]	- The Market Value refers to the total number of shares listed (including their several classes) in the exchange by the company.
[6]	- P/E greater than 100
[7]	- Last view of the Order Book before the end of the trading session
[8]	- All Blocks Methods' Transactions Value are included.
5141	- Transfer to the Surveillance Category as of 10/05/2017.
5160	- Transfer to the Surveillance Category as of 15/04/2016.
5165	- Transfer to the Surveillance Category as of 15/02/2018.
5193	- Transfer to the Surveillance Category as of 25/10/2018.
5232	- Transfer to the Under Surveillance Category from 08/04/2011.
5248	- Transfer to the Surveillance Category as of 06/09/20116.
5253	- Transfer to the Surveillance Category as of 14/5/2021.

Securities Blocks Details

Securities	Block Volume	Price	Block Trade Value	Time of approval	Note
NATIONAL BANK (CR)	51,932	13.64	708,222.65	10:33:36	20
PPC (CR)	50,000	17.94	897,000.00	10:43:06	20
PPC (CR)	50,000	17.96	898,000.00	10:45:00	20
CrediaBank (CR)	93,810	1.34	125,733.54	10:50:44	14
ATHENS INTL AIRPORT (CR)	4,015	10.06	40,384.88	11:00:38	14
NATIONAL BANK (CR)	37,500	13.80	517,500.00	11:11:01	20
NATIONAL BANK (CR)	37,500	13.81	517,687.50	11:11:01	20
EUROBANK (CR)	229,715	3.74	857,985.53	11:12:54	20
CENERGY HOLDINGS (CB)	15,000	23.08	346,200.00	11:14:20	20
CENERGY HOLDINGS (CB)	20,846	23.08	481,125.68	11:14:51	20
HELLENiQ ENERGY (CR)	50,000	9.60	480,000.00	11:16:41	20
PPC (CR)	145,442	17.99	2,616,501.58	12:00:03	20
PPC (CR)	145,442	17.98	2,615,047.16	12:00:41	20
TITAN (CB)	6,500	46.24	300,560.00	12:38:41	20
GEK TERNA (CR)	23,206	41.08	953,302.48	12:42:07	20
CENERGY HOLDINGS (CB)	25,000	23.36	584,000.00	12:51:26	20
EUROBANK (CR)	300,000	3.73	1,119,000.00	13:16:58	20
EUROBANK (CR)	150,000	3.72	558,450.00	13:19:01	20
OPTIMA BANK (CR)	42,495	8.98	381,605.10	13:27:20	20
Y/KNOT (CR)	150,000	0.800	120,000.00	13:36:58	20
Y/KNOT (CR)	50,000	0.800	40,000.00	13:37:27	20
NATIONAL BANK (CR)	50,000	13.71	685,500.00	13:48:10	20
GEK TERNA (CR)	22,005	41.10	904,405.50	14:38:00	20
EUROBANK (CR)	250,000	3.73	932,000.00	15:04:04	20
PIRAEUS BANK (CR)	121,221	8.20	994,254.64	16:05:59	20
NATIONAL BANK (CR)	50,000	13.74	687,000.00	16:15:05	20
LAVIPHARM SA (CR)	300,000	1.54	462,000.00	16:19:37	20
EYDAP S.A. (CR)	319	10.59	3,378.21	16:28:08	18
INTRACOM HOLDINGS (CR)	1,413	3.42	4,828.22	16:29:50	18
PPC (CR)	26,750	17.84	477,220.00	16:42:46	20
ALPHA BANK (CR)	310,315	3.42	1,061,277.30	16:59:47	20
EUROBANK (CR)	126,924	3.75	475,457.30	17:01:02	20
ALPHA BANK (CR)	750,000	3.40	2,550,000.00	17:15:17	20
JUMBO SA (CR)	100,000	23.24	2,324,000.00	17:15:45	20

Blocks Notes

- 9 - Method 6-1 / Special Fees
- 10 - Method 6-1 / Special Fees, SDS
- 14 - Method 6-3 / Settlement, Incomplete Buy and Sell
- 18 - Method 6-2 / SPOT 1
- 19 - Method 6-2 / SPOT 2
- 20 - Method 6-1 and Method 6-1 Same Day Settlement
- 21 - Other Pre-agreed

Shares Rights Details

Occured date	Exercise from	Exercise until	Trading until	Rights	Price min	Price max	Closing price	Last Bid	Last Ask	Volume	Trades	Transactions Value
--------------	---------------	----------------	---------------	--------	-----------	-----------	---------------	----------	----------	--------	--------	--------------------

No Rights Transactions.

Forced Sales Details

Securities	Category of Security	Transactions Volume	Number of Trades	Transactions Value	Note
No Forced Transactions.					

Forced Sales Notes

- 1 - Compulsory Public Forced Sales
- 2 - Forced Sales of Fixed Registered Shares
- 3 - Forced Sales of Remaining Fractional Shares

Exchange Traded Funds (ETFs) Characteristics

	Transactions Date (T)	Creation / Redemption	Units (T-1)	New Units (T-1)	Redemption Units (T-1)	Units (T) [1]	Fund Assets [2]	Net Unit Price	Dividend per Unit	Dividend Date
ALPHA ETF FTSE Athex Large Cap	30/04/2026	5,000	1,380,078	---	---	1,380,078	77,697,900.00	56.2996	1.15	01/07/2025

ETFs Notes

[1] - Units (T) = Units (T-1) + New Units (T-1) - Redemption Units (T-1)

[2] - The Creation / Redemption Units of T-1 are included.

Non Convertible Corporate Bonds - Regulated Market

Num Listed Bonds	Nominal price	Issue price	Today's Rate	Exp. Date	Duration (years)	Note	Coupon		Trading Unit	Corporate Bonds	Accrued Int.	Yield.T.Mat	Price min	Price max	Closing price	Previous closing price/date	Volume	Transactions Value	Last order		Date	ear min	Year max	
							Common	Preferred											Price	Buy / Sell				
250,000	1,000.00	1,000.00	3.75	25/02/2033	7	---	1	---	1	CAPITAL CLEAN ENERGY CARRIERS CORP. (Non Convert)	7.1875	3.9200	98.7000	99.4999	98.9322	98.7000	29/04/2026	17,000	16,940.66	98.7000	B	30/04/2026	95.0002	99.9895
320,000	1,000.00	1,000.00	3.40	21/07/2027	7	---	12	---	1	LAMDA DEVELOPMENT S.A. (Non Convertible)	9.8222	3.8190	97.9829	99.4500	98.6014	99.3770	29/04/2026	135,000	134,437.87	98.9000	B	30/04/2026	97.5000	100.0000
200,000	1,000.00	1,000.00	1.90	23/03/2028	7	---	11	---	1	MOTOR OIL CORINTH REFINERIES SA (Non Convertible)	2.2694	3.1800	96.5000	97.3000	97.1111	97.0070	29/04/2026	40,000	38,829.78	97.0000	B	30/04/2026	96.5000	98.0000
150,000	1,000.00	1,000.00	2.60	22/10/2026	7	---	14	---	1	TERNA ENERGY FINANCE S.A. (Non Convertible)	0.9389	2.5920	99.3500	99.7900	99.7900	99.3470	29/04/2026	26,000	25,924.41	99.3500	B	30/04/2026	98.4189	99.7900
100,000	1,000.00	1,000.00	2.80	25/01/2027	5	---	9	---	1	PREMIA S.A. (Non Convertible)	7.7000	3.7080	99.0100	99.0100	99.0100	99.0000	27/04/2026	20,000	19,956.00	99.0100	B	30/04/2026	97.7000	99.5000
500,000	1,000.00	1,000.00	4.00	10/07/2030	7	---	6	---	1	METLEN ENERGY & METALS S.A. (Non Convertible)	12.5556	3.8520	98.7000	98.9999	98.9388	98.9990	29/04/2026	216,000	216,339.62	98.8800	B	30/04/2026	98.3000	101.4000
99,697	1,000.00	1,000.00	5.50	15/12/2028	5	---	5	---	1	IDEAL HOLDINGS S.A. (Non Convertible)	21.5417	3.6470	103.3300	103.3300	103.3300	103.2000	29/04/2026	4,000	4,219.37	103.1000	B	30/04/2026	101.4645	104.1000
500,000	1,000.00	1,000.00	3.80	18/11/2032	7	---	1	---	1	LAMDA DEVELOPMENT S.A. (Non convertible)	17.7333	3.9800	98.0000	98.9300	98.6918	98.9330	29/04/2026	34,000	34,158.13	98.2500	B	30/04/2026	96.7229	99.9999
140,000	1,000.00	1,000.00	4.70	15/12/2030	5	---	1	---	1	AKTOR S.A. (Non convertible)	18.4083	3.8770	102.9800	103.0000	102.9946	102.8000	29/04/2026	26,000	27,257.22	102.2100	B	30/04/2026	100.6000	103.4900
500,000	1,000.00	1,000.00	2.75	03/07/2027	7	---	12	---	1	GEK TERNA S.A. (Non Convertible)	9.1667	3.3460	98.5000	98.8000	98.6946	98.8660	29/04/2026	72,000	71,720.10	98.7000	B	30/04/2026	97.7500	99.5000
150,000	1,000.00	1,000.00	4.10	08/04/2033	7	---	1	---	1	PREMIA REIC (Non Convertible)	3.0750	4.1630	99.6000	99.6000	99.6000	99.8910	29/04/2026	9,000	8,991.68	99.4001	B	30/04/2026	98.8220	100.3700
250,000	1,000.00	1,000.00	3.70	04/07/2032	7	---	2	---	1	AEGEAN AIRLINES S.A. (Non Convertible)	12.3333	3.7830	98.5000	98.9890	98.9890	99.0000	29/04/2026	14,000	13,976.06	98.0100	B	30/04/2026	98.0875	102.0999
300,000	1,000.00	1,000.00	2.30	20/07/2028	7	---	10	---	1	PRODEA REIC S.A.(Non Convertible)	6.7083	2.5590	98.6000	98.9700	98.8400	98.9000	29/04/2026	64,000	63,677.96	98.7500	B	30/04/2026	95.0000	99.9510
250,000	1,000.00	1,000.00	2.45	16/11/2028	7	---	9	---	1	ELVALHALCOR S.A. (Non Convertible)	11.5014	3.4890	96.6000	97.5000	96.6190	96.5990	29/04/2026	236,000	230,798.45	96.0100	B	30/04/2026	94.9873	99.0000
120,000	1,000.00	1,000.00	2.65	06/12/2028	7	---	9	---	1	NOVAL PROPERTY REIC (Non Convertible)	10.8944	3.5740	96.7500	96.7500	96.7500	96.8480	29/04/2026	18,000	17,611.10	96.3000	B	30/04/2026	95.0000	99.9900
300,000	1,000.00	1,000.00	2.30	14/12/2028	7	---	9	---	1	GEK TERNA S.A. (Non Convertible)	9.0083	3.5410	96.0000	96.1000	96.1000	96.1460	29/04/2026	225,000	218,226.87	96.0000	B	30/04/2026	95.0000	97.2100
100,000	1,000.00	1,000.00	2.95	11/02/2027	5	---	9	---	1	SAFE BULKERS PARTICIPATIONS PLC (Non Convertible)	6.8014	3.6950	99.0000	99.2100	99.0619	99.3150	29/04/2026	179,000	178,538.25	98.8500	B	30/04/2026	97.8500	99.9201
100,000	1,000.00	1,000.00	4.40	26/07/2029	7	---	8	---	1	CPLP SHIPPING HOLDINGS PLC (Non Convertible)	12.1000	3.6220	100.0000	100.9500	100.5000	100.8000	29/04/2026	86,000	87,265.10	100.3000	B	30/04/2026	100.1928	102.8500
200,000	1,000.00	1,000.00	4.25	23/01/2029	5	---	5	---	1	AUTOHELLAS S.A. (Non Convertible)	12.0417	3.6550	100.1700	100.6997	100.5998	100.4530	29/04/2026	49,000	49,874.37	100.2000	B	30/04/2026	99.5000	102.0000

Corporate Bonds Notes

Transactions Volume = (Pieces) * (Nominal Price). Transactions Value = (Pieces) * (Nominal Price) * (price %) + (Accrued interest).

The price of a Bond is stated as a percentage (%) of Bond's Nominal Price.

Nominal Price in Euros (€), except if it is noted differently.

Non Convertible Corporate Bonds - Regulated Market

Num Listed Bonds	Nominal price	Issue price	Today's Rate	Exp. Date	Duration (years)	Note	Coupon		Trading Unit	Corporate Bonds	Accrued Int.	Yield.T.Mat	Price min	Price max	Closing price	Previous closing price/date	Volume	Transactions Value	Last order			ear min	Year max	
							Common	Preffered											Price	Buy / Sell	Date			
130,000	1,000.00	1,000.00	6.00	27/02/2029	5	---	5	---	1	INTRALOT S.A. (Non Convertible)	11.1667	4.4210	102.4500	103.3000	102.5358	103.3000	29/04/2026	50,000	51,826.25	102.4550	B	30/04/2026	101.0000	104.5000
500,000	1,000.00	1,000.00	3.20	29/09/2032	7	---	2	---	1	GEK TERNA S.A. (Non Convertible)	3.2000	3.8080	95.5100	96.4500	96.4500	96.4330	29/04/2026	71,000	68,560.80	96.4000	B	30/04/2026	94.0000	99.3790

Corporate Bonds Notes

Transactions Volume = (Pieces) * (Nominal Price). Transactions Value = (Pieces) * (Nominal Price) * (price %) + (Accrued interest).

The price of a Bond is stated as a percentage (%) of Bond's Nominal Price.

Nominal Price in Euros (€), except if it is noted differently.

Government Bonds

Number Listed Bonds	Nominal price	Today's Rate	Accrued Interest Calc	Exp. Date [1]	Duration (years)	Note	Coupons Date	Curr. coupon value	Trading Unit	Government Bonds	Price min	Price max	Closing price	Previous closing price/date	Volume	Transactions Value	Price	Last order Buy / Sell	Date
4,000,000	1,000.00	4.13	Actual/Actual	15/06/2054	30	---	15/06	4.13	1	GGB-FXD-150654-30Y-4.125-1.000	---	---	---	---	---	---	---	---	---
4,700,000	1,000.00	1.88	Actual/Actual	04/02/2035	15	---	04/02	1.88	1	GGB-FXD-040235-15Y-1.875-1.000	---	---	---	---	---	---	---	---	---
6,000,000	1,000.00	0.75	Actual/Actual	18/06/2031	10	---	18/06	0.75	1	GGB-FXD-180631-10Y-0.750-1.000	---	---	---	---	---	---	---	---	---
3,600,000	1,000.00	3.88	Actual/Actual	15/06/2028	5	---	15/06	3.88	1	GGB-FXD-150628-05Y-3.875-1.000	---	---	---	---	---	---	---	---	---
5,962,747,327	1.00	3.75	Actual/Actual	30/01/2028	10	---	/02 - 02/02 - 31/	3.75	1	GGB-FXD-300128-10Y-3.750-1.000	---	---	---	85.4610 13/07/2018	---	---	1.0000	B	28/11/2018
7,067,309,386	1.00	3.90	Actual/Actual	30/01/2033	15	---	/02 - 02/02 - 31/	3.90	1	GGB-FXD-300133-15Y-3.900-1.000	---	---	---	78.6730 13/07/2018	---	---	1.0000	B	28/11/2018
5,622,848,349	1.00	4.00	Actual/Actual	30/01/2037	19	---	/02 - 02/02 - 31/	4.00	1	GGB-FXD-300137-19Y-4.000-1.000	---	---	---	77.0370 13/07/2018	---	---	1.0000	B	28/11/2018
5,476,770,669	1.00	4.20	Actual/Actual	30/01/2042	24	---	/02 - 02/02 - 31/	4.20	1	GGB-FXD-300142-24Y-4.200-1.000	---	---	---	77.7640 13/07/2018	---	---	1.0000	B	28/11/2018
4,950,000	1,000.00	3.38	Actual/Actual	15/06/2034	10	---	15/06	3.38	1	GGB-FXD-150634-10Y-3.375-1.000	---	---	---	---	---	---	---	---	---
41,118,344	1.00	4.30	Actual/Actual	24/02/2027	15	---	24/02	4.30	1	GGB-FXD-240227-15Y-2.000-1.000	---	---	---	10.0000 22/06/2015	---	---	---	---	---
45,137,734	1.00	4.30	Actual/Actual	24/02/2028	16	---	24/02	4.30	1	GGB-FXD-240228-16Y-2.000-1.000	---	---	---	10.0000 22/06/2015	---	---	---	---	---
61,768,888	1.00	4.30	Actual/Actual	24/02/2029	17	---	24/02	4.30	1	GGB-FXD-240229-17Y-2.000-1.000	---	---	---	10.0000 22/06/2015	---	---	---	---	---
54,567,744	1.00	4.30	Actual/Actual	24/02/2030	18	---	24/02	4.30	1	GGB-FXD-240230-18Y-2.000-1.000	---	---	---	10.0000 22/06/2015	---	---	---	---	---
37,541,515	1.00	4.30	Actual/Actual	24/02/2031	19	---	24/02	4.30	1	GGB-FXD-240231-19Y-2.000-1.000	---	---	---	10.0000 22/06/2015	---	---	---	---	---
37,558,317	1.00	4.30	Actual/Actual	24/02/2032	20	---	24/02	4.30	1	GGB-FXD-240232-20Y-2.000-1.000	---	---	---	10.0000 22/06/2015	---	---	---	---	---
37,473,732	1.00	4.30	Actual/Actual	24/02/2033	21	---	24/02	4.30	1	GGB-FXD-240233-21Y-2.000-1.000	---	---	---	10.0000 22/06/2015	---	---	---	---	---
33,888,293	1.00	4.30	Actual/Actual	24/02/2034	22	---	24/02	4.30	1	GGB-FXD-240234-22Y-2.000-1.000	---	---	---	10.0000 22/06/2015	---	---	---	---	---
35,177,800	1.00	4.30	Actual/Actual	24/02/2035	23	---	24/02	4.30	1	GGB-FXD-240235-23Y-2.000-1.000	---	---	---	10.0000 22/06/2015	---	---	---	---	---
35,547,268	1.00	4.30	Actual/Actual	24/02/2036	24	---	24/02	4.30	1	GGB-FXD-240236-24Y-2.000-1.000	---	---	---	10.0000 22/06/2015	---	---	---	---	---
40,246,306	1.00	4.30	Actual/Actual	24/02/2037	25	---	24/02	4.30	1	GGB-FXD-240237-25Y-2.000-1.000	---	---	---	10.0000 22/06/2015	---	---	---	---	---
37,643,952	1.00	4.30	Actual/Actual	24/02/2038	26	---	24/02	4.30	1	GGB-FXD-240238-26Y-2.000-1.000	---	---	---	10.0000 22/06/2015	---	---	---	---	---
36,977,100	1.00	4.30	Actual/Actual	24/02/2039	27	---	24/02	4.30	1	GGB-FXD-240239-27Y-2.000-1.000	---	---	---	10.0000 22/06/2015	---	---	---	---	---
41,615,000	1.00	4.30	Actual/Actual	24/02/2040	28	---	24/02	4.30	1	GGB-FXD-240240-28Y-2.000-1.000	---	---	---	10.0000 22/06/2015	---	---	---	---	---
42,227,208	1.00	4.30	Actual/Actual	24/02/2041	29	---	24/02	4.30	1	GGB-FXD-240241-29Y-2.000-1.000	---	---	---	10.0000 22/06/2015	---	---	---	---	---
68,288,487	1.00	4.30	Actual/Actual	24/02/2042	30	---	24/02	4.30	1	GGB-FXD-240242-30Y-2.000-1.000	---	---	---	10.0000 22/06/2015	---	---	---	---	---
4,700,000	1,000.00	3.88	Actual/Actual	12/03/2029	10	---	12/03	3.88	1	GGB-FXD-120329-10Y-3.875-1.000	---	---	---	---	---	---	100.0000	B	15/10/2019
5,500,000	1,000.00	1.50	Actual/Actual	18/06/2030	10	---	18/06	1.50	1	GGB-FXD-180630-10Y-1.500-1.000	---	---	---	---	---	---	---	---	---
5,500,000	1,000.00	4.38	Actual/Actual	18/07/2038	15	---	18/07	4.38	1	GGB-FXD-180738-15Y-4.375-1.000	---	---	---	---	---	---	---	---	---
40,000	1,000.00	2.72	FLR Actual/360	18/09/2026	1	---	18/09 - 18/03	---	1	GGB-FLT-180926-01Y-2.717-1.000	---	---	---	---	---	---	---	---	---
4,550,000	1,000.00	3.38	Actual/Actual	16/06/2036	10	---	16/06	3.38	1	GGB-FXD-160636-10Y-3.375-1000.00	---	---	---	---	---	---	---	---	---
5,364,250	1,000.00	3.25	Actual/Actual	20/03/2050	30	---	20/03	3.25	1	GGB-FXD-200350-30Y-3.250-1.000	---	---	---	---	---	---	---	---	---
4,500,000	1,000.00	3.63	Actual/Actual	15/06/2035	10	---	15/06	3.63	1	GGB-FXD-150635-10Y-3.625-1000.00	---	---	---	---	---	---	---	---	---
3,924,361	1,000.00	2.00	Actual/Actual	22/04/2027	7	---	22/04	2.00	1	GGB-FXD-220427-07Y-2.000-1.000	---	---	---	---	---	---	99.9000	B	22/04/2020
2,298,012	1,000.00	1.88	Actual/Actual	23/07/2026	7	---	23/07	1.88	1	GGB-FXD-230726-07Y-1.875-1.000	---	---	---	---	---	---	---	---	---
4,900,000	1,000.00	4.25	Actual/Actual	15/06/2033	10	---	15/06	4.25	1	GGB-FXD-150633-10Y-4.250-1.000	---	---	---	---	---	---	---	---	---

Government Bonds Notes

Transactions Volume = (Pieces) * (Nominal Price). Transactions Value = (Pieces) * (Nominal Price) * (price %) + (Accrued interest).

The Value of current coupon for the issues with NV 0.01 euro refers to NV 100 euros

FLR: Floating Interest Rate.

[1] - The Expiration Date of the interest bearing period and the Date for coupon payment.

Government Bonds

Number Listed Bonds	Nominal price	Today's Rate	Accrued Interest Calc	Exp. Date [1]	Duration (years)	Note	Coupons Date	Curr. coupon value	Trading Unit	Government Bonds	Price min	Price max	Closing price	Previous closing price/date	Volume	Transactions Value	Price	Last order Buy / Sell	Date
3,500,000	1,000.00	1.88	Actual/Actual	24/01/2052	30	---	24/01	1.88	1	GGB-FXD-240152-30Y-1.875-1.000	---	---	---	---	---	---	---	---	---
3,700,000	1,000.00	1.75	Actual/Actual	18/06/2032	10	---	18/06	1.75	1	GGB-FXD-180632-10Y-1.750-1.000	---	---	---	---	---	---	---	---	---
2,200,000	1,000.00	1.13	FLR Actual/360	15/12/2027	5	---	- 15/03 - 15/09 -	---	1	GGB-FLT-151227-05Y-1.130-1.000	---	---	---	---	---	---	102.1600	B	30/12/2022

Government Bonds Notes

Transactions Volume = (Pieces) * (Nominal Price). Transactions Value = (Pieces) * (Nominal Price) * (price %) + (Accrued interest).

The Value of current coupon for the issues with NV 0.01 euro refers to NV 100 euros

FLR: Floating Interest Rate.

[1] - The Expiration Date of the interest bearing period and the Date for coupon payment.

Treasury Bills & Zero Coupon Government Bonds

Issue Date	13-Week Maturity									26-Week Maturity									52-Week Maturity								
	Exp. Date	Initial Rate	Num Listed Bonds	Nominal price	Issue price	Last Trade Price	Last Trade Date	Volume Traded	Note	Exp. Date	Initial Rate	Num Listed Bonds	Nominal price	Issue price	Last Trade Price	Last Trade Date	Volume Traded	Note	Exp. Date	Initial Rate	Num Listed Bonds	Nominal price	Issue price	Last Trade Price	Last Trade Date	Volume Traded	Note
06/06/2025	---	---	---	---	---	---	---	---	---	---	---	---	---	---	---	---	---	---	06/06/2026	1.84	600,000	1,000.00	981.74	---	---	---	---
05/09/2025	---	---	---	---	---	---	---	---	---	---	---	---	---	---	---	---	---	---	04/09/2026	1.97	600,000	1,000.00	0.00	---	---	---	---
05/12/2025	---	---	---	---	---	---	---	---	---	---	---	---	---	---	---	---	---	---	04/12/2026	2.03	600,000	1,000.00	997.90	---	---	---	---
06/03/2026	---	---	---	---	---	---	---	---	---	---	---	---	---	---	---	---	---	---	05/03/2027	1.97	500,000	1,000.00	980.45	---	---	---	---

Bonds in Circulation	Currency / Min nominal traded Value	Coupons Payment Date	Current Coupon Value	Note	Coupon	Trading Unit	Issue Date	Duration (years)	Today's Interest	A.I.C in days	Bonds	Last price of previous days		Last Outcry in Cash (euro)			Trades in Pieces	Life min	Life Max
												Price	Buy / Sell	Date	Price	Buy / Sell			
Corporate Bonds in Foreign Currency and Euro																			
103,746	GBP / 10	01/12	0.25	---	67	1	01/12/1930	98	2.5	360	National Mortgage Bank	2.27	05/02/1996	2.27	S	05/02/1996	---	2.27	2.27
0	GBP / 10	01/12	0.25	---	69	1	01/12/1928	100	2.5	360	National Mortgage Bank	---	---	---	---	---	---	---	---

Government Bonds Notes

A.I.C: Accrued Interest Calculation base.

FLR: Floating Interest Rate.

The minimum tradeable Nominal Value for all Demeterialised Government Titles is 100 Euros.

(μτφρ-0)

Underlying Asset				Derivatives Market													
Price max	Price min	Closing price	change	Delivery Month	Open price	Price max	Price min	Last price	Closing price	Last Bid	Last Ask	Fixing price*	Life high	Life low	Trades	Volume	Open Interest
FTSE/Athex Large Cap				(Trade Unit: 1 Index Point x 2E, Cash Settlement)													
5,614.77	5,541.60	5,541.60	-0.66%	May 2026	5,525.00	5,594.00	5,524.00	5,527.50	5,527.50	---	---	---	5,911.00	---	208	1,088	5,983
				June 2026	5,515.25	5,559.75	5,513.25	5,513.25	5,513.25	---	---	---	5,868.00	---	28	141	247
				July 2026	---	---	---	---	5,602.75	---	---	---	---	---	---	---	---
				September 2026	---	---	---	---	5,622.25	---	---	---	---	---	---	---	---
				December 2026	---	---	---	---	5,650.50	---	---	---	---	---	---	---	---
				March 2027	---	---	---	---	5,678.75	---	---	---	---	---	---	---	---
FTSE/Athex Banks				(Trade Unit: 1 Index Point x 15E, Cash Settlement)													
2,514.76	2,452.22	2,452.22	-2.49%	June 2026	2,469.00	2,476.00	2,469.00	2,476.00	2,476.00	---	---	---	2,708.00	---	2	20	3,335
				September 2026	---	---	---	---	2,534.50	---	---	---	---	---	---	---	---
				December 2026	---	---	---	---	2,547.25	---	---	---	---	---	---	---	---
				March 2027	---	---	---	---	2,560.00	---	---	---	---	---	---	---	---
MSCI GREECE REBASED				(Trade Unit: 1 Index Point x 2E, Cash Settlement)													
8,854.31	8,651.49	8,651.49	-2.29%	May 2026	---	---	---	---	8,861.25	---	---	---	9,484.25	---	---	---	---
				June 2026	---	---	---	---	8,879.50	---	---	---	---	---	---	---	---
				July 2026	---	---	---	---	8,893.25	---	---	---	---	---	---	---	---
				August 2026	---	---	---	---	8,910.50	---	---	---	---	---	---	---	---
				September 2026	---	---	---	---	8,924.25	---	---	---	---	---	---	---	---
				October 2026	---	---	---	---	8,938.00	---	---	---	---	---	---	---	---
				December 2026	---	---	---	---	8,969.00	---	---	---	---	---	---	---	---
				March 2027	---	---	---	---	9,013.75	---	---	---	---	---	---	---	---

Derivatives notes - <https://athens.euronext.com/el/market-data/statistics/eod-closing-prices>

Fixing prices and final open positions can be retrieved from the following path <http://www.athexgroup.gr/en/market-data/statistics/eod-closing-prices>

Underlying Asset				Derivatives Market													
Price max	Price min	Closing price	change	Delivery Month	Open price	Price max	Price min	Last price	Closing price	Last Bid	Last Ask	Fixing price*	Life high	Life low	Trades	Volume	Open Interest
ADMIE (IPTO) HOLDING S.A. (CR)				(Contract Size: 100 Securities, Physical Delivery)													
3.295	3.23	3.285	0.30%	June 2026	3.25	3.30	3.25	3.29	3.29	---	---	---	3.34	---	27	382	8,062
				September 2026	---	---	---	---	3.30	---	---	---	---	---	---	---	---
				December 2026	---	---	---	---	3.32	---	---	---	---	---	---	---	---
				March 2027	---	---	---	---	3.33	---	---	---	---	---	---	---	---
AEGEAN AIRLINES (CR)				(Contract Size: 100 Securities, Physical Delivery)													
11.42	11.05	11.15	-2.88%	June 2026	11.28	11.30	11.10	11.29	11.29	---	---	---	15.15	---	17	54	2,587
				September 2026	---	---	---	---	11.57	---	---	---	---	---	---	---	---
				December 2026	---	---	---	---	11.63	---	---	---	---	---	---	---	---
				March 2027	---	---	---	---	11.69	---	---	---	---	---	---	---	---
AKTOR S.A. HOLDING CO. (CR)				(Contract Size: 100 Securities, Physical Delivery)													
10.86	10.7	10.86	0.19%	June 2026	10.88	10.88	10.75	10.86	10.86	---	---	---	11.24	---	12	40	98,343
				September 2026	---	---	---	---	10.93	---	---	---	---	---	---	---	---
				December 2026	---	---	---	---	10.98	---	---	---	---	---	---	---	---
				March 2027	---	---	---	---	11.04	---	---	---	---	---	---	---	---
Allwyn AG (CR)				(Contract Size: 100 Securities, Physical Delivery)													
12.76	12.1	12.1	-4.72%	June 2026	12.64	12.75	12.17	12.31	12.31	---	---	---	15.54	---	126	552	6,800
				September 2026	---	---	---	---	12.80	---	---	---	---	---	---	---	---
				December 2026	---	---	---	---	12.86	---	---	---	---	---	---	---	---
				March 2027	---	---	---	---	12.93	---	---	---	---	---	---	---	---
ALPHA BANK (CR)				(Contract Size: 100 Securities, Physical Delivery)													
3.476	3.4	3.4	-1.05%	June 2026	3.43	3.48	3.40	3.41	3.41	---	---	---	4.50	---	262	5,870	69,721
				September 2026	3.45	3.45	3.45	3.45	3.45	---	---	---	3.45	---	1	1	---
				December 2026	---	---	---	---	3.48	---	---	---	---	---	---	---	---
				March 2027	---	---	---	---	3.50	---	---	---	---	---	---	---	---
ATHENS INTL AIRPORT (CR)				(Contract Size: 100 Securities, Physical Delivery)													
9.85	9.71	9.71	-1.22%	June 2026	9.82	9.85	9.76	9.80	9.80	---	---	---	11.47	---	14	53	314
				September 2026	---	---	---	---	9.91	---	---	---	---	---	---	---	---
				December 2026	---	---	---	---	9.96	---	---	---	---	---	---	---	---
				March 2027	---	---	---	---	10.01	---	---	---	---	---	---	---	---
AUTOHELLAS SA (CR)				(Contract Size: 100 Securities, Physical Delivery)													
10.92	10.58	10.8	1.31%	June 2026	---	---	---	---	10.00	---	---	---	11.60	---	---	---	122
				September 2026	---	---	---	---	10.74	---	---	---	---	---	---	---	---
				December 2026	---	---	---	---	10.80	---	---	---	---	---	---	---	---
				March 2027	---	---	---	---	10.85	---	---	---	---	---	---	---	---

Derivatives notes - <https://athens.euronext.com/el/market-data/statistics/eod-closing-prices>

Fixing prices and final open positions can be retrieved from the following path <http://www.athexgroup.gr/en/market-data/statistics/eod-closing-prices>

Underlying Asset				Derivatives Market													
Price max	Price min	Closing price	change	Delivery Month	Open price	Price max	Price min	Last price	Closing price	Last Bid	Last Ask	Fixing price*	Life high	Life low	Trades	Volume	Open Interest
AVAX S.A. (CR)				(Contract Size: 100 Securities, Physical Delivery)													
3.065	2.94	3.05	2.35%	June 2026	2.99	3.08	2.99	3.07	3.07	---	---	---	3.27	---	4	13	2,396
				September 2026	---	---	---	---	3.00	---	---	---	---	---	---	---	---
				December 2026	---	---	---	---	3.02	---	---	---	---	---	---	---	---
				March 2027	---	---	---	---	3.03	---	---	---	---	---	---	---	---
BALLY'S INTRALOT (CR)				(Contract Size: 100 Securities, Physical Delivery)													
1.13	1.084	1.114	1.64%	June 2026	1.10	1.12	1.10	1.12	1.12	---	---	---	1.16	---	62	2,597	1,314,041
				September 2026	---	---	---	---	1.10	---	---	---	---	---	---	---	---
				December 2026	---	---	---	---	1.11	---	---	---	---	---	---	---	---
				March 2027	---	---	---	---	1.12	---	---	---	---	---	---	---	---
BANK OF CYPRUS (CR)				(Contract Size: 100 Securities, Physical Delivery)													
9.32	9.13	9.2	0.00%	June 2026	8.70	8.70	8.69	8.69	8.69	---	---	---	9.20	---	3	16	759
				September 2026	---	---	---	---	9.27	---	---	---	---	---	---	---	---
				December 2026	---	---	---	---	9.32	---	---	---	---	---	---	---	---
				March 2027	---	---	---	---	9.37	---	---	---	---	---	---	---	---
CC HBC AG (CR)				(Contract Size: 100 Securities, Physical Delivery)													
49.9	48.6	49.55	1.95%	June 2026	48.33	48.64	48.30	48.30	48.30	---	---	---	52.01	---	5	8	143
				September 2026	---	---	---	---	48.98	---	---	---	---	---	---	---	---
				December 2026	---	---	---	---	49.23	---	---	---	---	---	---	---	---
				March 2027	---	---	---	---	49.47	---	---	---	---	---	---	---	---
CENERGY HOLDINGS (CB)				(Contract Size: 100 Securities, Physical Delivery)													
23.9	22.76	23.84	2.76%	June 2026	22.80	23.86	22.80	23.82	23.82	---	---	---	23.86	---	81	482	4,047
				September 2026	---	---	---	---	23.38	---	---	---	---	---	---	---	---
				December 2026	---	---	---	---	23.50	---	---	---	---	---	---	---	---
				March 2027	---	---	---	---	23.62	---	---	---	---	---	---	---	---
CrediaBank (CR)				(Contract Size: 100 Securities, Physical Delivery)													
1.24	1.198	1.206	-0.82%	June 2026	1.23	1.25	1.21	1.22	1.22	---	---	---	1.38	---	102	2,708	84,896
				September 2026	---	---	---	---	1.25	---	---	---	1.35	---	---	---	104
				December 2026	---	---	---	---	1.23	---	---	---	---	---	---	---	---
				March 2027	---	---	---	---	1.24	---	---	---	---	---	---	---	---
ELLAKTOR (CR)				(Contract Size: 100 Securities, Physical Delivery)													
1.338	1.316	1.316	-1.79%	June 2026	1.27	1.27	1.27	1.27	1.27	---	---	---	1.34	---	1	1	1,654
				September 2026	---	---	---	---	1.35	---	---	---	---	---	---	---	---
				December 2026	---	---	---	---	1.36	---	---	---	---	---	---	---	---
				March 2027	---	---	---	---	1.36	---	---	---	---	---	---	---	---

Derivatives notes - <https://athens.euronext.com/el/market-data/statistics/eod-closing-prices>

Fixing prices and final open positions can be retrieved from the following path <http://www.athexgroup.gr/en/market-data/statistics/eod-closing-prices>

Underlying Asset				Derivatives Market													
Price max	Price min	Closing price	change	Delivery Month	Open price	Price max	Price min	Last price	Closing price	Last Bid	Last Ask	Fixing price*	Life high	Life low	Trades	Volume	Open Interest
ELVALHALCOR (CR)				(Contract Size: 100 Securities, Physical Delivery)													
4.06	3.97	3.98	-0.99%	June 2026	3.98	4.07	3.98	4.00	4.00	---	---	---	4.25	---	20	94	3,019
				September 2026	---	---	---	---	4.05	---	---	---	---	---	---	---	---
				December 2026	---	---	---	---	4.07	---	---	---	---	---	---	---	---
				March 2027	---	---	---	---	4.09	---	---	---	---	---	---	---	---
EUROBANK (CR)				(Contract Size: 100 Securities, Physical Delivery)													
3.772	3.68	3.68	-3.03%	June 2026	3.70	3.70	3.61	3.61	3.61	---	---	---	4.07	---	110	1,594	30,468
				September 2026	---	---	---	---	3.82	---	---	---	---	---	---	---	---
				December 2026	---	---	---	---	3.84	---	---	---	---	---	---	---	---
				March 2027	---	---	---	---	3.86	---	---	---	---	---	---	---	---
EURONEXT ATHENS (CR)				(Contract Size: 100 Securities, Physical Delivery)													
7.09	6.94	7.05	-0.70%	June 2026	7.00	7.00	7.00	7.00	7.00	---	---	---	7.41	---	1	1	388
				September 2026	---	---	---	---	7.16	---	---	---	---	---	---	---	---
				December 2026	---	---	---	---	7.19	---	---	---	---	---	---	---	---
				March 2027	---	---	---	---	7.23	---	---	---	---	---	---	---	---
EYDAP S.A. (CR)				(Contract Size: 100 Securities, Physical Delivery)													
10.34	10	10.28	0.19%	June 2026	10.14	10.31	10.13	10.25	10.25	---	---	---	10.37	---	11	31	13,373
				September 2026	---	---	---	---	10.34	---	---	---	---	---	---	---	---
				December 2026	---	---	---	---	10.39	---	---	---	---	---	---	---	---
				March 2027	---	---	---	---	10.44	---	---	---	---	---	---	---	---
FOURLIS (CR)				(Contract Size: 100 Securities, Physical Delivery)													
4.63	4.54	4.54	-1.94%	June 2026	4.60	4.69	4.56	4.69	4.69	---	---	---	4.94	---	8	31	3,028
				September 2026	---	---	---	---	4.67	---	---	---	---	---	---	---	---
				December 2026	---	---	---	---	4.69	---	---	---	---	---	---	---	---
				March 2027	---	---	---	---	4.71	---	---	---	---	---	---	---	---
GEK TERNA (CR)				(Contract Size: 100 Securities, Physical Delivery)													
41.5	39.86	40.86	2.00%	June 2026	39.95	41.50	39.95	40.90	40.90	---	---	---	41.70	---	19	72	5,012
				September 2026	---	---	---	---	40.38	---	---	---	---	---	---	---	---
				December 2026	---	---	---	---	40.58	---	---	---	---	---	---	---	---
				March 2027	---	---	---	---	40.78	---	---	---	---	---	---	---	---
HELLENiQ ENERGY (CR)				(Contract Size: 100 Securities, Physical Delivery)													
10	9.48	9.835	2.45%	June 2026	9.69	9.94	9.69	9.81	9.81	---	---	---	10.55	---	20	105	3,575
				September 2026	---	---	---	---	9.68	---	---	---	---	---	---	---	---
				December 2026	---	---	---	---	9.72	---	---	---	---	---	---	---	---
				March 2027	---	---	---	---	9.77	---	---	---	---	---	---	---	---

Derivatives notes - <https://athens.euronext.com/el/market-data/statistics/eod-closing-prices>

Fixing prices and final open positions can be retrieved from the following path <http://www.athexgroup.gr/en/market-data/statistics/eod-closing-prices>

Underlying Asset				Derivatives Market													
Price max	Price min	Closing price	change	Delivery Month	Open price	Price max	Price min	Last price	Closing price	Last Bid	Last Ask	Fixing price*	Life high	Life low	Trades	Volume	Open Interest
INTRACOM HOLDINGS (CR)																	
(Contract Size: 100 Securities, Physical Delivery)																	
3.36	3.27	3.32	0.45%	June 2026	3.32	3.36	3.30	3.36	3.36	---	---	---	3.52	---	79	217	12,489
				September 2026	---	---	---	---	3.33	---	---	---	---	---	---	---	---
				December 2026	---	---	---	---	3.35	---	---	---	---	---	---	---	---
				March 2027	---	---	---	---	3.36	---	---	---	---	---	---	---	---
JUMBO SA (CR)																	
(Contract Size: 100 Securities, Physical Delivery)																	
23.8	23.06	23.24	-0.68%	June 2026	23.16	23.75	23.11	23.52	23.52	---	---	---	25.68	---	24	131	4,349
				September 2026	---	---	---	---	23.58	---	---	---	---	---	---	---	---
				December 2026	---	---	---	---	23.70	---	---	---	---	---	---	---	---
				March 2027	---	---	---	---	23.82	---	---	---	---	---	---	---	---
LAMDA DEVELOPMENT SA (CR)																	
(Contract Size: 100 Securities, Physical Delivery)																	
6.13	6.05	6.05	-0.16%	June 2026	6.09	6.16	6.07	6.08	6.08	---	---	---	7.09	---	15	53	22,824
				September 2026	---	---	---	---	6.11	---	---	---	---	---	---	---	---
				December 2026	---	---	---	---	6.14	---	---	---	---	---	---	---	---
				March 2027	---	---	---	---	6.17	---	---	---	---	---	---	---	---
METLEN PLC (CR)																	
(Contract Size: 100 Securities, Physical Delivery)																	
35.18	34.4	35	1.80%	June 2026	34.63	35.25	34.59	35.10	35.10	---	---	---	47.90	---	53	117	15,080
				September 2026	34.72	34.72	34.72	34.72	34.72	---	---	---	38.00	---	1	2	27
				December 2026	---	---	---	---	34.83	---	---	---	---	---	---	---	---
				March 2027	---	---	---	---	35.00	---	---	---	---	---	---	---	---
MIG (CR)																	
(Contract Size: 100 Securities, Physical Delivery)																	
3.255	3.165	3.215	1.26%	June 2026	---	---	---	---	3.25	---	---	---	3.43	---	---	---	145
				September 2026	---	---	---	---	3.20	---	---	---	---	---	---	---	---
				December 2026	---	---	---	---	3.22	---	---	---	---	---	---	---	---
				March 2027	---	---	---	---	3.23	---	---	---	---	---	---	---	---
MOTOR OIL (CR)																	
(Contract Size: 100 Securities, Physical Delivery)																	
38	36	38	3.82%	June 2026	36.60	37.80	36.11	37.80	37.80	---	---	---	39.97	---	12	23	247
				September 2026	---	---	---	---	36.89	---	---	---	---	---	---	---	---
				December 2026	---	---	---	---	37.07	---	---	---	---	---	---	---	---
				March 2027	---	---	---	---	37.26	---	---	---	---	---	---	---	---
NATIONAL BANK (CR)																	
(Contract Size: 100 Securities, Physical Delivery)																	
13.915	13.425	13.425	-3.03%	June 2026	13.40	13.64	13.38	13.41	13.41	---	---	---	15.76	---	74	635	12,394
				September 2026	---	---	---	---	13.95	---	---	---	---	---	---	---	---
				December 2026	---	---	---	---	14.02	---	---	---	---	---	---	---	---
				March 2027	---	---	---	---	14.09	---	---	---	---	---	---	---	---

Derivatives notes - <https://athens.euronext.com/el/market-data/statistics/eod-closing-prices>

Fixing prices and final open positions can be retrieved from the following path <http://www.athexgroup.gr/en/market-data/statistics/eod-closing-prices>

Underlying Asset				Derivatives Market													
Price max	Price min	Closing price	change	Delivery Month	Open price	Price max	Price min	Last price	Closing price	Last Bid	Last Ask	Fixing price*	Life high	Life low	Trades	Volume	Open Interest
OPTIMA BANK (CR)																	
(Contract Size: 100 Securities, Physical Delivery)																	
9.02	8.86	8.86	-2.21%	June 2026	8.97	8.97	8.93	8.93	8.93	---	---	---	9.59	---	2	6	576
---	---	---	---	September 2026	---	---	---	---	9.13	---	---	---	---	---	---	---	---
---	---	---	---	December 2026	---	---	---	---	9.18	---	---	---	---	---	---	---	---
---	---	---	---	March 2027	---	---	---	---	9.22	---	---	---	---	---	---	---	---
OTE (CR)																	
(Contract Size: 100 Securities, Physical Delivery)																	
18.3	17.86	18.17	0.94%	June 2026	18.20	18.23	18.20	18.23	18.23	---	---	---	18.69	---	2	6	886
---	---	---	---	September 2026	---	---	---	---	18.14	---	---	---	---	---	---	---	---
---	---	---	---	December 2026	---	---	---	---	18.23	---	---	---	---	---	---	---	---
---	---	---	---	March 2027	---	---	---	---	18.32	---	---	---	---	---	---	---	---
P.P.A. S.A. (CR)																	
(Contract Size: 100 Securities, Physical Delivery)																	
38.7	37.75	37.75	-1.57%	June 2026	38.50	38.50	38.50	38.50	38.50	---	---	---	39.11	---	1	2	41
---	---	---	---	September 2026	---	---	---	---	38.65	---	---	---	---	---	---	---	---
---	---	---	---	December 2026	---	---	---	---	38.85	---	---	---	---	---	---	---	---
---	---	---	---	March 2027	---	---	---	---	39.04	---	---	---	---	---	---	---	---
PIRAEUS BANK (CR)																	
(Contract Size: 100 Securities, Physical Delivery)																	
8.254	7.95	7.95	-3.10%	June 2026	8.13	8.26	7.97	8.03	8.03	---	---	---	8.90	---	227	2,175	45,159
---	---	---	---	September 2026	---	---	---	---	8.27	---	---	---	---	---	---	---	---
---	---	---	---	December 2026	---	---	---	---	8.31	---	---	---	---	---	---	---	---
---	---	---	---	March 2027	---	---	---	---	8.35	---	---	---	---	---	---	---	---
PPC (CR)																	
(Contract Size: 100 Securities, Physical Delivery)																	
18.09	17.78	18.01	0.28%	June 2026	17.85	17.96	17.74	17.94	17.94	---	---	---	20.10	---	36	207	17,383
---	---	---	---	September 2026	---	---	---	---	17.88	---	---	---	18.63	---	---	---	28
---	---	---	---	December 2026	---	---	---	---	18.19	---	---	---	---	---	---	---	---
---	---	---	---	March 2027	---	---	---	---	18.28	---	---	---	---	---	---	---	---
QUEST HOLDINGS (CR)																	
(Contract Size: 100 Securities, Physical Delivery)																	
7	6.95	7	-0.43%	June 2026	---	---	---	---	6.98	---	---	---	7.01	---	---	---	236
---	---	---	---	September 2026	---	---	---	---	7.09	---	---	---	---	---	---	---	---
---	---	---	---	December 2026	---	---	---	---	7.12	---	---	---	---	---	---	---	---
---	---	---	---	March 2027	---	---	---	---	7.16	---	---	---	---	---	---	---	---
TITAN (CB)																	
(Contract Size: 100 Securities, Physical Delivery)																	
46.84	45.74	45.74	-1.00%	June 2026	45.90	46.70	45.90	45.95	45.95	---	---	---	49.82	---	5	10	408
---	---	---	---	September 2026	---	---	---	---	46.56	---	---	---	---	---	---	---	---
---	---	---	---	December 2026	---	---	---	---	46.80	---	---	---	---	---	---	---	---
---	---	---	---	March 2027	---	---	---	---	47.03	---	---	---	---	---	---	---	---

Derivatives notes - <https://athens.euronext.com/el/market-data/statistics/eod-closing-prices>

Fixing prices and final open positions can be retrieved from the following path <http://www.athexgroup.gr/en/market-data/statistics/eod-closing-prices>

Underlying Asset				Derivatives Market													
Price max	Price min	Closing price	change	Delivery Month	Open price	Price max	Price min	Last price	Closing price	Last Bid	Last Ask	Fixing price*	Life high	Life low	Trades	Volume	Open Interest
VIOHALCO SA/NV (CB)				(Contract Size: 100 Securities, Physical Delivery)													
15.36	14.7	14.7	-1.08%	June 2026	15.06	15.28	14.82	14.82	14.82	---	---	---	15.40	---	21	51	2,103
				September 2026	---	---	---	---	14.98	---	---	---	---	---	---	---	---
				December 2026	---	---	---	---	15.05	---	---	---	---	---	---	---	---
				March 2027	---	---	---	---	15.13	---	---	---	---	---	---	---	---

Derivatives notes - <https://athens.euronext.com/el/market-data/statistics/eod-closing-prices>

Fixing prices and final open positions can be retrieved from the following path <http://www.athexgroup.gr/en/market-data/statistics/eod-closing-prices>

FTSE/Athex Large Cap

(Trade Unit: 1 Index Point x 2€ - Exercise Style: European, Cash Settlement)

Exerise Price	Call Options														Put Options																		
	May 2026							June 2026							Other Months		May 2026							June 2026							Other Months		Exerise Price
	Open price	Price max	Price min	Last price	Closing price	Volume	Open Interest	Open price	Price max	Price min	Last price	Closing price	Volume	Open Interest	Volume	Open Interest	Open price	Price max	Price min	Last price	Closing price	Volume	Open Interest	Open price	Price max	Price min	Last price	Closing price	Volume	Open Interest	Volume	Open Interest	
4,000	-	-	-	-	-	-	-	0.00	0.00	0.00	-	1,526.00	-	-	-	-	-	-	-	-	-	-	-	-	-	-	-	-	-	-	-	4,000	
4,100	-	-	-	-	-	-	-	0.00	0.00	0.00	-	1,427.00	-	-	-	-	-	-	-	-	-	-	-	-	-	-	-	-	-	-	-	4,100	
4,200	-	-	-	-	-	-	-	0.00	0.00	0.00	-	1,327.00	-	-	-	-	-	-	-	-	-	-	-	-	-	-	-	-	-	-	-	4,200	
4,300	-	-	-	-	-	-	-	0.00	0.00	0.00	-	1,228.00	-	-	-	-	-	-	-	-	-	-	-	-	-	-	-	-	-	-	-	4,300	
4,400	-	-	-	-	-	-	-	0.00	0.00	0.00	-	1,129.00	-	-	-	-	-	-	-	-	-	-	-	-	-	-	-	-	-	-	-	4,400	
4,450	-	-	-	-	-	-	-	0.00	0.00	0.00	-	1,080.00	-	-	-	-	-	-	-	-	-	-	-	-	-	-	-	-	-	-	-	4,450	
4,500	-	-	-	-	-	-	-	0.00	0.00	0.00	-	1,031.00	-	-	-	-	-	-	-	-	-	-	-	-	-	-	-	-	-	-	-	4,500	
4,550	-	-	-	-	-	-	-	0.00	0.00	0.00	-	983.00	-	-	-	-	-	-	-	-	-	-	-	-	-	-	-	-	-	-	-	4,550	
4,600	0.00	0.00	0.00	-	946.00	-	-	0.00	0.00	0.00	-	935.00	-	-	-	-	-	-	-	-	-	-	-	-	-	-	-	-	-	-	-	4,600	
4,650	0.00	0.00	0.00	-	896.00	-	-	0.00	0.00	0.00	-	887.00	-	-	-	-	-	-	-	-	-	-	-	-	-	-	-	-	-	-	-	4,650	
4,700	0.00	0.00	0.00	-	846.00	-	-	0.00	0.00	0.00	-	840.00	-	-	-	-	-	-	-	-	-	-	-	-	-	-	-	-	-	-	-	4,700	
4,750	0.00	0.00	0.00	-	797.00	-	-	0.00	0.00	0.00	-	793.00	-	-	-	-	-	-	-	-	-	-	-	-	-	-	-	-	-	-	-	4,750	
4,800	0.00	0.00	0.00	-	747.00	-	-	0.00	0.00	0.00	-	748.00	-	-	-	-	-	-	-	-	-	-	-	-	-	-	-	-	-	-	-	4,800	
4,850	0.00	0.00	0.00	-	698.00	-	-	0.00	0.00	0.00	-	703.00	-	-	-	-	-	-	-	-	-	-	-	-	-	-	-	-	-	-	-	4,850	
4,900	0.00	0.00	0.00	-	648.00	-	-	0.00	0.00	0.00	-	658.00	-	-	-	-	-	-	-	-	-	-	-	-	-	-	-	-	-	-	-	4,900	
4,950	0.00	0.00	0.00	-	600.00	-	-	0.00	0.00	0.00	-	615.00	-	-	-	-	-	-	-	-	-	-	-	-	-	-	-	-	-	-	-	4,950	
5,000	0.00	0.00	0.00	-	551.00	-	-	0.00	0.00	0.00	-	574.00	-	-	-	-	-	-	-	-	-	-	-	-	-	-	-	-	-	-	-	5,000	
5,050	0.00	0.00	0.00	-	504.00	-	33	0.00	0.00	0.00	-	533.00	-	-	-	-	-	-	-	-	-	-	-	-	-	-	-	-	-	-	-	5,050	
5,100	0.00	0.00	0.00	-	457.00	-	50	0.00	0.00	0.00	-	494.00	-	-	-	-	-	-	-	-	-	-	-	-	-	-	-	-	-	-	-	5,100	
5,150	0.00	0.00	0.00	-	412.00	-	51	0.00	0.00	0.00	-	456.00	-	-	-	-	-	-	-	-	-	-	-	-	-	-	-	-	-	-	-	5,150	
5,200	0.00	0.00	0.00	-	368.00	-	45	0.00	0.00	0.00	-	420.00	-	-	-	-	-	-	-	-	-	-	-	-	-	-	-	-	-	-	-	5,200	
5,250	0.00	0.00	0.00	-	326.00	-	32	0.00	0.00	0.00	-	385.00	-	-	-	-	-	-	-	-	-	-	-	-	-	-	-	-	-	-	-	5,250	
5,300	0.00	0.00	0.00	-	287.00	-	30	0.00	0.00	0.00	-	352.00	-	-	-	-	-	-	-	-	-	-	-	-	-	-	-	-	-	-	-	5,300	
5,350	0.00	0.00	0.00	-	249.00	-	30	0.00	0.00	0.00	-	321.00	-	-	-	-	-	-	-	-	-	-	-	-	-	-	-	-	-	-	-	5,350	
5,400	0.00	0.00	0.00	-	215.00	-	30	0.00	0.00	0.00	-	291.00	-	-	-	-	-	-	-	-	-	-	-	-	-	-	-	-	-	-	-	5,400	
5,450	0.00	0.00	0.00	-	183.00	-	30	0.00	0.00	0.00	-	263.00	-	-	-	-	-	-	-	-	-	-	-	-	-	-	-	-	-	-	-	5,450	
5,500	0.00	0.00	0.00	-	154.00	-	30	231.00	231.00	231.00	231.00	231.00	30	-	-	-	-	-	-	-	-	-	-	-	-	-	-	-	-	-	-	5,500	
5,550	0.00	0.00	0.00	-	128.00	-	30	215.00	215.00	215.00	215.00	215.00	30	73	-	-	-	-	-	-	-	-	-	-	-	-	-	-	-	-	-	5,550	
5,600	0.00	0.00	0.00	-	106.00	-	60	0.00	0.00	0.00	-	191.00	-	-	-	-	-	-	-	-	-	-	-	-	-	-	-	-	-	-	-	5,600	
5,650	82.00	88.50	82.00	88.50	88.50	7	90	0.00	0.00	0.00	-	170.00	-	6	-	-	-	-	-	-	-	-	-	-	-	-	-	-	-	-	-	5,650	
5,700	0.00	0.00	0.00	-	69.00	-	63	151.00	151.00	151.00	151.00	151.00	5	30	-	-	-	-	-	-	-	-	-	-	-	-	-	-	-	-	-	5,700	
5,750	0.00	0.00	0.00	-	55.00	-	62	0.00	0.00	0.00	-	134.00	-	31	-	-	-	-	-	-	-	-	-	-	-	-	-	-	-	-	-	5,750	
5,800	0.00	0.00	0.00	-	43.00	-	98	0.00	0.00	0.00	-	118.00	-	30	-	-	-	-	-	-	-	-	-	-	-	-	-	-	-	-	-	5,800	
5,850	0.00	0.00	0.00	-	33.25	-	192	0.00	0.00	0.00	-	104.00	-	-	-	-	-	-	-	-	-	-	-	-	-	-	-	-	-	-	-	5,850	
5,900	25.00	25.00	25.00	25.00	25.00	1	23	0.00	0.00	0.00	-	91.00	-	10	-	-	-	-	-	-	-	-	-	-	-	-	-	-	-	-	-	5,900	
5,950	0.00	0.00	0.00	-	19.25	-	27	0.00	0.00	0.00	-	79.50	-	15	-	-	-	-	-	-	-	-	-	-	-	-	-	-	-	-	-	5,950	

FTSE/Athex Large Cap

(Trade Unit: 1 Index Point x 2€ - Exercise Style: European, Cash Settlement)

Call Options														Put Options																			
Exercise Price	May 2026							June 2026							Other Months		May 2026							June 2026							Other Months		Exercise Price
	Open price	Price max	Price min	Last price	Closing price	Volume	Open Interest	Open price	Price max	Price min	Last price	Closing price	Volume	Open Interest	Volume	Open Interest	Open price	Price max	Price min	Last price	Closing price	Volume	Open Interest	Open price	Price max	Price min	Last price	Closing price	Volume	Open Interest	Volume	Open Interest	
6,000	0.00	0.00	0.00	-	14.25	-	10	0.00	0.00	0.00	-	69.50	-	-			0.00	0.00	0.00	-	467.00	-	-	0.00	0.00	0.00	-	537.00	-	-			6,000
6,050	0.00	0.00	0.00	-	10.50	-	10	0.00	0.00	0.00	-	60.00	-	-			0.00	0.00	0.00	-	513.00	-	-	0.00	0.00	0.00	-	578.00	-	-			6,050
6,100	0.00	0.00	0.00	-	7.60	-	-	0.00	0.00	0.00	-	52.00	-	-			0.00	0.00	0.00	-	560.00	-	-	0.00	0.00	0.00	-	620.00	-	-			6,100
6,150	0.00	0.00	0.00	-	5.50	-	-	0.00	0.00	0.00	-	44.75	-	-			0.00	0.00	0.00	-	608.00	-	-	0.00	0.00	0.00	-	662.00	-	-			6,150
6,200	0.00	0.00	0.00	-	3.90	-	-	0.00	0.00	0.00	-	38.25	-	-			0.00	0.00	0.00	-	656.00	-	-	0.00	0.00	0.00	-	706.00	-	-			6,200
6,250	0.00	0.00	0.00	-	2.70	-	-	0.00	0.00	0.00	-	32.75	-	-			0.00	0.00	0.00	-	705.00	-	-	0.00	0.00	0.00	-	750.00	-	-			6,250
6,300	0.00	0.00	0.00	-	1.90	-	-	0.00	0.00	0.00	-	28.00	-	-			0.00	0.00	0.00	-	754.00	-	-	0.00	0.00	0.00	-	795.00	-	-			6,300
6,350	0.00	0.00	0.00	-	1.30	-	-	0.00	0.00	0.00	-	23.75	-	-			0.00	0.00	0.00	-	804.00	-	-	0.00	0.00	0.00	-	841.00	-	-			6,350
6,400	0.00	0.00	0.00	-	0.86	-	-	0.00	0.00	0.00	-	20.00	-	-			0.00	0.00	0.00	-	853.00	-	-	0.00	0.00	0.00	-	887.00	-	-			6,400
6,450	-	-	-	-	-	-	-	0.00	0.00	0.00	-	17.00	-	-			-	-	-	-	-	-	-	0.00	0.00	0.00	-	934.00	-	-			6,450
6,500	-	-	-	-	-	-	-	0.00	0.00	0.00	-	14.25	-	-			-	-	-	-	-	-	-	0.00	0.00	0.00	-	981.00	-	-			6,500
6,550	-	-	-	-	-	-	-	0.00	0.00	0.00	-	12.00	-	-			-	-	-	-	-	-	-	0.00	0.00	0.00	-	1,029.00	-	-			6,550
6,600	-	-	-	-	-	-	-	0.00	0.00	0.00	-	10.00	-	-			-	-	-	-	-	-	-	0.00	0.00	0.00	-	1,076.00	-	-			6,600
6,650	-	-	-	-	-	-	-	0.00	0.00	0.00	-	8.30	-	-			-	-	-	-	-	-	-	0.00	0.00	0.00	-	1,125.00	-	-			6,650
Totals:						8	1,026					65	195	0	0						40	1,287					96	295	0	0			
Number of Trades:						4						3		0							7						5		0				

Allwyn AG (CR)

(Contract Size: 100 Securities, Exercise Style: American, Physical Delivery)

Call Options														Put Options																								
May 2026							June 2026							Other Months		May 2026							June 2026							Other Months		Exer- cise Price						
Open price	Price max	Price min	Last price	Closing price	Volume	Open Interest	Open price	Price max	Price min	Last price	Closing price	Volume	Open Interest	Volume	Open Interest	Open price	Price max	Price min	Last price	Closing price	Volume	Open Interest	Open price	Price max	Price min	Last price	Closing price	Volume	Open Interest	Volume	Open Interest							
8.750	0.000	0.000	0.000	3.96	-	-	0.000	0.000	0.000	3.98	-	-			0.000	0.000	0.000	0.001	-	-	0.000	0.000	0.000	0.001	-	-			0.000	0.000	0.000	0.001	-	-	0.088			
9.000	0.000	0.000	0.000	3.71	-	-	0.000	0.000	0.000	3.73	-	-			0.000	0.000	0.000	0.001	-	-	0.000	0.000	0.000	0.001	-	-			0.000	0.000	0.000	0.001	-	-	0.090			
9.250	0.000	0.000	0.000	3.46	-	-	0.000	0.000	0.000	3.48	-	-			0.000	0.000	0.000	0.002	-	-	0.000	0.000	0.000	0.003	-	-			0.000	0.000	0.000	0.003	-	-	0.093			
9.500	0.000	0.000	0.000	3.21	-	-	0.000	0.000	0.000	3.23	-	-			0.000	0.000	0.000	0.004	-	-	0.000	0.000	0.000	0.005	-	-			0.000	0.000	0.000	0.005	-	-	0.095			
9.750	0.000	0.000	0.000	2.96	-	-	0.000	0.000	0.000	2.99	-	-			0.000	0.000	0.000	0.007	-	-	0.000	0.000	0.000	0.009	-	-			0.000	0.000	0.000	0.009	-	-	0.098			
10.000	0.000	0.000	0.000	2.71	-	-	0.000	0.000	0.000	2.74	-	-			0.000	0.000	0.000	0.001	-	-	0.000	0.000	0.000	0.017	-	-			0.000	0.000	0.000	0.017	-	-	0.100			
10.500	0.000	0.000	0.000	2.21	-	-	0.000	0.000	0.000	2.27	-	-			0.000	0.000	0.000	0.001	-	-	0.000	0.000	0.000	0.043	-	-			0.000	0.000	0.000	0.043	-	-	0.105			
11.000	0.000	0.000	0.000	1.72	-	-	0.000	0.000	0.000	1.82	-	-			0.000	0.000	0.000	0.009	-	-	0.000	0.000	0.000	0.094	-	-			0.000	0.000	0.000	0.094	-	-	0.110			
11.500	0.000	0.000	0.000	1.25	-	-	0.000	0.000	0.000	1.42	-	-			0.000	0.000	0.000	0.039	-	-	0.000	0.000	0.000	0.189	-	-			0.000	0.000	0.000	0.189	-	-	0.115			
12.000	0.000	0.000	0.000	0.830	-	-	0.000	0.000	0.000	1.07	-	-			0.000	0.000	0.000	0.119	-	15	0.000	0.000	0.000	0.334	-	-			0.000	0.000	0.000	0.334	-	-	0.120			
12.500	0.000	0.000	0.000	0.493	-	-	0.000	0.000	0.000	0.771	-	-			0.000	0.000	0.000	0.283	-	-	0.000	0.000	0.000	0.538	-	-			0.000	0.000	0.000	0.538	-	-	0.125			
13.000	0.000	0.000	0.000	0.257	-	-	0.000	0.000	0.000	0.536	-	-			0.000	0.000	0.000	0.547	-	-	0.000	0.000	0.000	0.802	-	-			0.000	0.000	0.000	0.802	-	-	0.130			
13.500	0.000	0.000	0.000	0.117	-	15	0.000	0.000	0.000	0.358	-	-			0.000	0.000	0.000	0.908	-	5	0.000	0.000	0.000	1.12	-	-			0.000	0.000	0.000	1.12	-	-	0.135			
14.000	0.000	0.000	0.000	0.047	-	15	0.000	0.000	0.000	0.230	-	-			0.000	0.000	0.000	1.34	-	25	0.000	0.000	0.000	1.50	-	-			0.000	0.000	0.000	1.50	-	-	0.140			
14.500	0.000	0.000	0.000	0.016	-	30	0.000	0.000	0.000	0.143	-	-			0.000	0.000	0.000	1.81	-	15	0.000	0.000	0.000	1.91	-	-			0.000	0.000	0.000	1.91	-	-	0.145			
15.000	0.000	0.000	0.000	0.005	-	30	0.000	0.000	0.000	0.085	-	-			0.000	0.000	0.000	2.30	-	-	0.000	0.000	0.000	2.36	-	-			0.000	0.000	0.000	2.36	-	-	0.150			
15.500	0.000	0.000	0.000	0.001	-	-	0.000	0.000	0.000	0.049	-	-			0.000	0.000	0.000	2.80	-	-	0.000	0.000	0.000	2.82	-	-			0.000	0.000	0.000	2.82	-	-	0.155			
16.000	0.000	0.000	0.000	0.002	-	-	0.000	0.000	0.000	0.027	-	-			0.000	0.000	0.000	3.30	-	-	0.000	0.000	0.000	3.31	-	-			0.000	0.000	0.000	3.31	-	-	0.160			
16.500	0.000	0.000	0.000	0.001	-	-	0.000	0.000	0.000	0.014	-	-			0.000	0.000	0.000	3.80	-	-	0.000	0.000	0.000	3.80	-	-			0.000	0.000	0.000	3.80	-	-	0.165			
17.000	0.000	0.000	0.000	0.001	-	-	0.000	0.000	0.000	0.007	-	-			0.000	0.000	0.000	4.30	-	-	0.000	0.000	0.000	4.30	-	-			0.000	0.000	0.000	4.30	-	-	0.170			
17.500	0.000	0.000	0.000	0.001	-	-	0.000	0.000	0.000	0.004	-	-			0.000	0.000	0.000	4.80	-	-	0.000	0.000	0.000	4.80	-	-			0.000	0.000	0.000	4.80	-	-	0.175			
18.000	0.000	0.000	0.000	0.001	-	-	0.000	0.000	0.000	0.002	-	-			0.000	0.000	0.000	5.30	-	-	0.000	0.000	0.000	5.30	-	-			0.000	0.000	0.000	5.30	-	-	0.180			
18.500	0.000	0.000	0.000	0.004	-	-	0.000	0.000	0.000	0.001	-	-			0.000	0.000	0.000	5.80	-	-	0.000	0.000	0.000	5.80	-	-			0.000	0.000	0.000	5.80	-	-	0.185			
19.000	0.000	0.000	0.000	0.002	-	-	0.000	0.000	0.000	0.001	-	-			0.000	0.000	0.000	6.30	-	50	0.000	0.000	0.000	6.30	-	-			0.000	0.000	0.000	6.30	-	-	0.190			
19.500	0.000	0.000	0.000	0.001	-	-	0.000	0.000	0.000	0.001	-	-			0.000	0.000	0.000	6.80	-	50	0.000	0.000	0.000	6.80	-	-			0.000	0.000	0.000	6.80	-	-	0.195			
20.000	0.000	0.000	0.000	0.001	-	-	0.000	0.000	0.000	0.001	-	-			0.000	0.000	0.000	7.30	-	-	0.000	0.000	0.000	7.30	-	-			0.000	0.000	0.000	7.30	-	-	0.200			
21.000	0.000	0.000	0.000	0.001	-	-	0.000	0.000	0.000	0.001	-	-			0.000	0.000	0.000	8.30	-	-	0.000	0.000	0.000	8.30	-	-			0.000	0.000	0.000	8.30	-	-	0.210			
22.000	0.000	0.000	0.000	0.001	-	-	0.000	0.000	0.000	0.001	-	-			0.000	0.000	0.000	9.30	-	-	0.000	0.000	0.000	9.30	-	-			0.000	0.000	0.000	9.30	-	-	0.220			
23.000	0.000	0.000	0.000	0.001	-	-	0.000	0.000	0.000	0.001	-	-			0.000	0.000	0.000	10.30	-	-	0.000	0.000	0.000	10.30	-	-			0.000	0.000	0.000	10.30	-	-	0.230			
24.000					-	-	0.000	0.000	0.000	0.001	-	-												0.000	0.000	0.000	11.30	-	-			0.000	0.000	0.000	11.30	-	-	0.240
25.000					-	-	0.000	0.000	0.000	0.002	-	-												0.000	0.000	0.000	12.30	-	-			0.000	0.000	0.000	12.30	-	-	0.250
26.000					-	-	0.000	0.000	0.000	0.001	-	-												0.000	0.000	0.000	13.30	-	-			0.000	0.000	0.000	13.30	-	-	0.260
27.000					-	-	0.000	0.000	0.000	0.001	-	-												0.000	0.000	0.000	14.30	-	-			0.000	0.000	0.000	14.30	-	-	0.270
28.000					-	-	0.000	0.000	0.000	0.001	-	-												0.000	0.000	0.000	15.30	-	-			0.000	0.000	0.000	15.30	-	-	0.280
29.000					-	-	0.000	0.000	0.000	0.001	-	-												0.000	0.000	0.000	16.30	-	-			0.000	0.000	0.000	16.30	-	-	0.290
30.000					-	-	0.000	0.000	0.000	0.001	-	-												0.000	0.000	0.000	17.30	-	-			0.000	0.000	0.000	17.30	-	-	0.300

Allwyn AG (CR)

(Contract Size: 100 Securities, Exercise Style: American, Physical Delivery)

		Call Options														Put Options																				
		May 2026						June 2026						Other Months		May 2026						June 2026						Other Months								
Exercise Price	Open price	Price max	Price min	Last price	Closing price	Volume	Open Interest	Open price	Price max	Price min	Last price	Closing price	Volume	Open Interest	Volume	Open Interest	Open price	Price max	Price min	Last price	Closing price	Volume	Open Interest	Open price	Price max	Price min	Last price	Closing price	Volume	Open Interest	Volume	Open Interest	Exercise Price			
Totals:						0	90							0	0	0	0							0	160							0	0	0	0	
Number of Trades:							0							0		0								0.00								0		0		

ALPHA BANK (CR)

(Contract Size: 100 Securities, Exercise Style: American, Physical Delivery)

Call Options														Put Options																		
May 2026							June 2026							Other Months		May 2026							June 2026							Other Months		Exercise Price
Open price	Price max	Price min	Last price	Closing price	Volume	Open Interest	Open price	Price max	Price min	Last price	Closing price	Volume	Open Interest	Volume	Open Interest	Open price	Price max	Price min	Last price	Closing price	Volume	Open Interest	Open price	Price max	Price min	Last price	Closing price	Volume	Open Interest	Volume	Open Interest	
2.000	0.000	0.000	0.000	1.44	-	-	0.000	0.000	0.000	0.000	1.45	-	-			0.000	0.000	0.000	0.001	-	-	0.000	0.000	0.000	0.000	0.001	-	-			0.020	
2.100	0.000	0.000	0.000	1.34	-	-	0.000	0.000	0.000	0.000	1.35	-	-			0.000	0.000	0.000	0.001	-	-	0.000	0.000	0.000	0.000	0.001	-	-			0.021	
2.200	0.000	0.000	0.000	1.24	-	-	0.000	0.000	0.000	0.000	1.25	-	-			0.000	0.000	0.000	0.001	-	-	0.000	0.000	0.000	0.000	0.001	-	-			0.022	
2.300	0.000	0.000	0.000	1.14	-	-	0.000	0.000	0.000	0.000	1.15	-	-			0.000	0.000	0.000	0.001	-	-	0.000	0.000	0.000	0.000	0.002	-	-			0.023	
2.400	0.000	0.000	0.000	1.04	-	-	0.000	0.000	0.000	0.000	1.05	-	-			0.000	0.000	0.000	0.001	-	-	0.000	0.000	0.000	0.000	0.004	-	-			0.024	
2.500	0.000	0.000	0.000	0.942	-	-	0.000	0.000	0.000	0.000	0.954	-	-			0.000	0.000	0.000	0.002	-	-	0.000	0.000	0.000	0.000	0.007	-	-			0.025	
2.600	0.000	0.000	0.000	0.843	-	-	0.000	0.000	0.000	0.000	0.860	-	-			0.000	0.000	0.000	0.004	-	-	0.000	0.000	0.000	0.000	0.012	-	-			0.026	
2.700	0.000	0.000	0.000	0.743	-	-	0.000	0.000	0.000	0.000	0.768	-	-			0.000	0.000	0.000	0.001	-	-	0.000	0.000	0.000	0.000	0.020	-	-			0.027	
2.800	0.000	0.000	0.000	0.645	-	-	0.000	0.000	0.000	0.000	0.679	-	-			0.000	0.000	0.000	0.002	-	-	0.000	0.000	0.000	0.000	0.032	-	-			0.028	
2.900	0.000	0.000	0.000	0.548	-	-	0.000	0.000	0.000	0.000	0.596	-	-			0.000	0.000	0.000	0.006	-	-	0.000	0.000	0.000	0.000	0.048	-	-			0.029	
3.000	0.000	0.000	0.000	0.456	-	-	0.000	0.000	0.000	0.000	0.518	-	-			0.000	0.000	0.000	0.013	-	-	0.000	0.000	0.000	0.000	0.070	-	-			0.030	
3.100	0.000	0.000	0.000	0.368	-	4	0.000	0.000	0.000	0.000	0.444	-	-			0.000	0.000	0.000	0.026	-	-	0.000	0.000	0.000	0.000	0.096	-	-			0.031	
3.200	0.000	0.000	0.000	0.289	-	-	0.000	0.000	0.000	0.000	0.380	-	-			0.000	0.000	0.000	0.046	-	-	0.000	0.000	0.000	0.000	0.131	-	-			0.032	
3.300	0.000	0.000	0.000	0.220	-	15	0.000	0.000	0.000	0.000	0.319	-	-			0.000	0.000	0.000	0.077	-	-	0.000	0.000	0.000	0.000	0.170	-	-			0.033	
3.400	0.000	0.000	0.000	0.161	-	-	0.000	0.000	0.000	0.000	0.267	-	-			0.000	0.000	0.000	0.118	-	-	0.000	0.000	0.000	0.000	0.217	-	-			0.034	
3.500	0.000	0.000	0.000	0.114	-	-	0.000	0.000	0.000	0.000	0.221	-	-			0.000	0.000	0.000	0.171	-	-	0.000	0.000	0.000	0.000	0.272	-	-			0.035	
3.600	0.000	0.000	0.000	0.078	-	-	0.000	0.000	0.000	0.000	0.179	-	-			0.000	0.000	0.000	0.235	-	-	0.000	0.000	0.000	0.000	0.330	-	-			0.036	
3.700	0.000	0.000	0.000	0.051	-	-	0.000	0.000	0.000	0.000	0.147	-	-			0.000	0.000	0.000	0.308	-	-	0.000	0.000	0.000	0.000	0.397	-	-			0.037	
3.800	0.000	0.000	0.000	0.032	-	-	0.000	0.000	0.000	0.000	0.116	-	-			0.000	0.000	0.000	0.389	-	-	0.000	0.000	0.000	0.000	0.467	-	-			0.038	
3.900	0.000	0.000	0.000	0.020	-	-	0.000	0.000	0.000	0.000	0.094	-	-			0.000	0.000	0.000	0.477	-	-	0.000	0.000	0.000	0.000	0.545	-	-			0.039	
4.000	0.000	0.000	0.000	0.011	-	10	0.000	0.000	0.000	0.000	0.072	-	10			0.000	0.000	0.000	0.569	-	-	0.000	0.000	0.000	0.000	0.624	-	-			0.040	
4.250	0.000	0.000	0.000	0.003	-	-	0.000	0.000	0.000	0.000	0.039	-	-			0.000	0.000	0.000	0.811	-	-	0.000	0.000	0.000	0.000	0.841	-	-			0.043	
4.400					-	-	0.000	0.000	0.000	0.000	0.026	-	-							-	-	0.000	0.000	0.000	0.000	0.978	-	-			0.044	
4.500	0.000	0.000	0.000	0.001	-	-	0.000	0.000	0.000	0.000	0.020	-	-			0.000	0.000	0.000	1.06	-	-	0.000	0.000	0.000	0.000	1.07	-	-			0.045	
4.750	0.000	0.000	0.000	0.001	-	-	0.000	0.000	0.000	0.000	0.010	-	-			0.000	0.000	0.000	1.31	-	-	0.000	0.000	0.000	0.000	1.31	-	-			0.048	
4.800					-	-	0.000	0.000	0.000	0.000	0.008	-	-							-	-	0.000	0.000	0.000	0.000	1.36	-	-			0.048	
5.000	0.000	0.000	0.000	0.001	-	-	0.000	0.000	0.000	0.000	0.005	-	-			0.000	0.000	0.000	1.56	-	-	0.000	0.000	0.000	0.000	1.56	-	-			0.050	
5.250	0.000	0.000	0.000	0.002	-	-	0.000	0.000	0.000	0.000	0.002	-	-			0.000	0.000	0.000	1.81	-	-	0.000	0.000	0.000	0.000	1.81	-	-			0.053	
5.500	0.000	0.000	0.000	0.001	-	-	0.000	0.000	0.000	0.000	0.001	-	-			0.000	0.000	0.000	2.06	-	-	0.000	0.000	0.000	0.000	2.06	-	-			0.055	
5.750	0.000	0.000	0.000	0.001	-	-	0.000	0.000	0.000	0.000	0.001	-	-			0.000	0.000	0.000	2.31	-	-	0.000	0.000	0.000	0.000	2.31	-	-			0.058	
6.000	0.000	0.000	0.000	0.001	-	-	0.000	0.000	0.000	0.000	0.001	-	-			0.000	0.000	0.000	2.56	-	-	0.000	0.000	0.000	0.000	2.56	-	-			0.060	
6.250	0.000	0.000	0.000	0.001	-	-	0.000	0.000	0.000	0.000	0.001	-	-			0.000	0.000	0.000	2.81	-	-	0.000	0.000	0.000	0.000	2.81	-	-			0.063	
6.500					-	-	0.000	0.000	0.000	0.000	0.001	-	-							-	-	0.000	0.000	0.000	0.000	3.06	-	-			0.065	
6.750					-	-	0.000	0.000	0.000	0.000	0.001	-	-							-	-	0.000	0.000	0.000	0.000	3.31	-	-			0.068	
7.000					-	-	0.000	0.000	0.000	0.000	0.001	-	-							-	-	0.000	0.000	0.000	0.000	3.56	-	-			0.070	

ALPHA BANK (CR)

(Contract Size: 100 Securities, Exercise Style: American, Physical Delivery)

	Call Options														Put Options																				
	May 2026							June 2026							Other Months		May 2026							June 2026							Other Months				
Exercise Price	Open price	Price max	Price min	Last price	Closing price	Volume	Open Interest	Open price	Price max	Price min	Last price	Closing price	Volume	Open Interest	Volume	Open Interest	Open price	Price max	Price min	Last price	Closing price	Volume	Open Interest	Open price	Price max	Price min	Last price	Closing price	Volume	Open Interest	Volume	Open Interest	Exercise Price		
Totals:						0	29						0	10	0	0						0	0						0	0	0	0	0	0	
Number of Trades:							0						0			0						0.00						0			0		0		

OTE (CR)

(Contract Size: 100 Securities, Exercise Style: American, Physical Delivery)

Call Options														Put Options																			
May 2026							June 2026							Other Months		May 2026							June 2026							Other Months		Exercise Price	
Open price	Price max	Price min	Last price	Closing price	Volume	Open Interest	Open price	Price max	Price min	Last price	Closing price	Volume	Open Interest	Volume	Open Interest	Open price	Price max	Price min	Last price	Closing price	Volume	Open Interest	Open price	Price max	Price min	Last price	Closing price	Volume	Open Interest	Volume	Open Interest		
10.000					-	-	0.000	0.000	0.000		8.03	-	-										0.000	0.000	0.000		0.001	-	-			0.100	
10.500					-	-	0.000	0.000	0.000		7.53	-	-										0.000	0.000	0.000		0.001	-	-			0.105	
11.000	0.000	0.000	0.000		7.01	-	-	0.000	0.000	0.000		7.03	-	-		0.000	0.000	0.000		0.001	-	-	0.000	0.000	0.000		0.001	-	-			0.110	
11.500	0.000	0.000	0.000		6.51	-	-	0.000	0.000	0.000		6.53	-	-		0.000	0.000	0.000		0.001	-	-	0.000	0.000	0.000		0.001	-	-			0.115	
12.000	0.000	0.000	0.000		6.01	-	-	0.000	0.000	0.000		6.03	-	-		0.000	0.000	0.000		0.001	-	-	0.000	0.000	0.000		0.002	-	-			0.120	
12.500	0.000	0.000	0.000		5.51	-	-	0.000	0.000	0.000		5.54	-	-		0.000	0.000	0.000		0.002	-	-	0.000	0.000	0.000		0.001	-	-			0.125	
13.000	0.000	0.000	0.000		5.01	-	-	0.000	0.000	0.000		5.04	-	-		0.000	0.000	0.000		0.001	-	-	0.000	0.000	0.000		0.001	-	-			0.130	
13.500	0.000	0.000	0.000		4.51	-	-	0.000	0.000	0.000		4.54	-	-		0.000	0.000	0.000		0.001	-	-	0.000	0.000	0.000		0.001	-	-			0.135	
14.000	0.000	0.000	0.000		4.01	-	-	0.000	0.000	0.000		4.04	-	-		0.000	0.000	0.000		0.001	-	-	0.000	0.000	0.000		0.003	-	-			0.140	
14.500	0.000	0.000	0.000		3.51	-	-	0.000	0.000	0.000		3.55	-	-		0.000	0.000	0.000		0.001	-	-	0.000	0.000	0.000		0.009	-	-			0.145	
15.000	0.000	0.000	0.000		3.01	-	-	0.000	0.000	0.000		3.06	-	-		0.000	0.000	0.000		0.001	-	-	0.000	0.000	0.000		0.022	-	-			0.150	
15.500	0.000	0.000	0.000		2.52	-	-	0.000	0.000	0.000		2.59	-	-		0.000	0.000	0.000		0.001	-	-	0.000	0.000	0.000		0.049	-	-			0.155	
16.000	0.000	0.000	0.000		2.02	-	-	0.000	0.000	0.000		2.14	-	-		0.000	0.000	0.000		0.007	-	30	0.000	0.000	0.000		0.098	-	-			0.160	
16.500	0.000	0.000	0.000		1.54	-	-	0.000	0.000	0.000		1.72	-	-		0.000	0.000	0.000		0.029	-	-	0.000	0.000	0.000		0.179	-	-			0.165	
17.000	0.000	0.000	0.000		1.10	-	-	0.000	0.000	0.000		1.35	-	-		0.000	0.000	0.000		0.088	-	46	0.000	0.000	0.000		0.302	-	-			0.170	
17.500	0.000	0.000	0.000		0.723	-	-	0.000	0.000	0.000		1.02	-	-		0.000	0.000	0.000		0.208	-	30	0.000	0.000	0.000		0.476	-	-			0.175	
18.000	0.000	0.000	0.000		0.426	-	-	0.000	0.000	0.000		0.750	-	-		0.000	0.000	0.000		0.411	-	-	0.000	0.000	0.000		0.703	-	-			0.180	
18.500	0.000	0.000	0.000		0.228	-	-	0.000	0.000	0.000		0.533	-	-		0.000	0.000	0.000		0.714	-	-	0.000	0.000	0.000		0.986	-	-			0.185	
19.000	0.000	0.000	0.000		0.107	-	-	0.301	0.301	0.301	0.301	0.301	15	-		0.000	0.000	0.000		1.09	-	-	0.000	0.000	0.000		1.32	-	-			0.190	
19.500	0.000	0.000	0.000		0.044	-	-	0.000	0.000	0.000		0.245	-	-		0.000	0.000	0.000		1.53	-	-	0.000	0.000	0.000		1.70	-	-			0.195	
20.000	0.000	0.000	0.000		0.016	-	-	0.000	0.000	0.000		0.158	-	-		0.000	0.000	0.000		2.01	-	-	0.000	0.000	0.000		2.12	-	-			0.200	
21.000	0.000	0.000	0.000		0.001	-	-	0.000	0.000	0.000		0.059	-	-		0.000	0.000	0.000		3.00	-	-	0.000	0.000	0.000		3.03	-	-			0.210	
22.000	0.000	0.000	0.000		0.001	-	-	0.000	0.000	0.000		0.018	-	-		0.000	0.000	0.000		4.00	-	-	0.000	0.000	0.000		4.00	-	-			0.220	
23.000	0.000	0.000	0.000		0.001	-	-	0.000	0.000	0.000		0.006	-	-		0.000	0.000	0.000		5.00	-	-	0.000	0.000	0.000		5.00	-	-			0.230	
24.000	0.000	0.000	0.000		0.001	-	-	0.000	0.000	0.000		0.001	-	-		0.000	0.000	0.000		6.00	-	-	0.000	0.000	0.000		6.00	-	-			0.240	
25.000	0.000	0.000	0.000		0.001	-	-	0.000	0.000	0.000		0.001	-	-		0.000	0.000	0.000		7.00	-	-	0.000	0.000	0.000		7.00	-	-			0.250	
26.000	0.000	0.000	0.000		0.001	-	-	0.000	0.000	0.000		0.001	-	-		0.000	0.000	0.000		8.00	-	-	0.000	0.000	0.000		8.00	-	-			0.260	
27.000	0.000	0.000	0.000		0.001	-	-	0.000	0.000	0.000		0.001	-	-		0.000	0.000	0.000		9.00	-	-	0.000	0.000	0.000		9.00	-	-			0.270	
Totals:					0	0						15	0	0	0					0	106						0	47	0	0			
Number of Trades:					0							1	0								0.00							0			0		

PIRAEUS BANK (CR)

(Contract Size: 100 Securities, Exercise Style: American, Physical Delivery)

Exercise Price	Call Options														Put Options																		
	May 2026						June 2026						Other Months		May 2026						June 2026						Other Months		Exercise Price				
	Open price	Price max	Price min	Last price	Closing price	Volume	Open Interest	Open price	Price max	Price min	Last price	Closing price	Volume	Open Interest	Volume	Open Interest	Open price	Price max	Price min	Last price	Closing price	Volume	Open Interest	Open price	Price max	Price min	Last price	Closing price		Volume	Open Interest	Volume	Open Interest
4.250	0.000	0.000	0.000	3.95	-	-	0.000	0.000	0.000	3.96	-	-				0.000	0.000	0.000	0.001	-	-			0.000	0.000	0.000	0.001	-		-			0.043
4.500	0.000	0.000	0.000	3.70	-	-	0.000	0.000	0.000	3.71	-	-				0.000	0.000	0.000	0.001	-	-			0.000	0.000	0.000	0.001	-	-			0.045	
4.750	0.000	0.000	0.000	3.45	-	-	0.000	0.000	0.000	3.46	-	-				0.000	0.000	0.000	0.001	-	-			0.000	0.000	0.000	0.001	-	-			0.048	
5.000	0.000	0.000	0.000	3.20	-	-	0.000	0.000	0.000	3.21	-	-				0.000	0.000	0.000	0.001	-	-			0.000	0.000	0.000	0.001	-	-			0.050	
5.250	0.000	0.000	0.000	2.95	-	-	0.000	0.000	0.000	2.97	-	-				0.000	0.000	0.000	0.002	-	-			0.000	0.000	0.000	0.001	-	-			0.053	
5.500	0.000	0.000	0.000	2.70	-	-	0.000	0.000	0.000	2.72	-	-				0.000	0.000	0.000	0.001	-	-			0.000	0.000	0.000	0.004	-	-			0.055	
5.750	0.000	0.000	0.000	2.46	-	-	0.000	0.000	0.000	2.47	-	-				0.000	0.000	0.000	0.001	-	-			0.000	0.000	0.000	0.008	-	-			0.058	
6.000	0.000	0.000	0.000	2.21	-	-	0.000	0.000	0.000	2.23	-	-				0.000	0.000	0.000	0.001	-	-			0.000	0.000	0.000	0.016	-	-			0.060	
6.250	0.000	0.000	0.000	1.96	-	-	0.000	0.000	0.000	2.00	-	-				0.000	0.000	0.000	0.001	-	-			0.000	0.000	0.000	0.030	-	-			0.063	
6.500	0.000	0.000	0.000	1.71	-	-	0.000	0.000	0.000	1.77	-	-				0.000	0.000	0.000	0.002	-	-			0.000	0.000	0.000	0.050	-	-			0.065	
6.750	0.000	0.000	0.000	1.46	-	-	0.000	0.000	0.000	1.55	-	-				0.000	0.000	0.000	0.007	-	-			0.000	0.000	0.000	0.079	-	-			0.068	
7.000	0.000	0.000	0.000	1.22	-	-	0.000	0.000	0.000	1.34	-	-				0.000	0.000	0.000	0.018	-	-			0.000	0.000	0.000	0.124	-	-			0.070	
7.250	0.000	0.000	0.000	0.996	-	-	0.000	0.000	0.000	1.15	-	-				0.000	0.000	0.000	0.040	-	-			0.000	0.000	0.000	0.183	-	-			0.073	
7.500	0.000	0.000	0.000	0.785	-	-	0.000	0.000	0.000	0.975	-	-				0.000	0.000	0.000	0.078	-	-			0.000	0.000	0.000	0.255	-	-			0.075	
7.750	0.000	0.000	0.000	0.596	-	-	0.000	0.000	0.000	0.816	-	-				0.000	0.000	0.000	0.139	-	-			0.000	0.000	0.000	0.345	-	-			0.078	
8.000	0.000	0.000	0.000	0.437	-	-	0.000	0.000	0.000	0.678	-	-				0.000	0.000	0.000	0.230	-	-			0.000	0.000	0.000	0.457	-	-			0.080	
8.250	0.000	0.000	0.000	0.308	-	-	0.000	0.000	0.000	0.552	-	-				0.300	0.300	0.300	0.300	0.300	2	2		0.000	0.000	0.000	0.580	-	-			0.083	
8.500	0.000	0.000	0.000	0.208	-	-	0.000	0.000	0.000	0.448	-	-				0.000	0.000	0.000	0.501	-	-			0.000	0.000	0.000	0.726	-	-			0.085	
8.750	0.000	0.000	0.000	0.134	-	-	0.000	0.000	0.000	0.359	-	-				0.000	0.000	0.000	0.678	-	-			0.000	0.000	0.000	0.887	-	-			0.088	
9.000	0.000	0.000	0.000	0.083	-	-	0.000	0.000	0.000	0.282	-	-				0.000	0.000	0.000	0.877	-	-			0.000	0.000	0.000	1.06	-	-			0.090	
9.250	0.000	0.000	0.000	0.049	-	-	0.000	0.000	0.000	0.223	-	-				0.000	0.000	0.000	1.09	-	-			0.000	0.000	0.000	1.25	-	-			0.093	
9.500	0.000	0.000	0.000	0.028	-	-	0.000	0.000	0.000	0.169	-	-				0.000	0.000	0.000	1.32	-	-			0.000	0.000	0.000	1.45	-	-			0.095	
9.750	0.000	0.000	0.000	0.015	-	-	0.000	0.000	0.000	0.133	-	-				0.000	0.000	0.000	1.56	-	-			0.000	0.000	0.000	1.66	-	-			0.098	
10.000	0.000	0.000	0.000	0.008	-	-	0.000	0.000	0.000	0.099	-	-				0.000	0.000	0.000	1.80	-	-			0.000	0.000	0.000	1.88	-	-			0.100	
10.500	0.000	0.000	0.000	0.002	-	-	0.000	0.000	0.000	0.055	-	-				0.000	0.000	0.000	2.30	-	-			0.000	0.000	0.000	2.34	-	-			0.105	
11.000	0.000	0.000	0.000	0.001	-	-	0.000	0.000	0.000	0.030	-	-				0.000	0.000	0.000	2.80	-	-			0.000	0.000	0.000	2.81	-	-			0.110	
11.500	0.000	0.000	0.000	0.001	-	-	0.000	0.000	0.000	0.016	-	-				0.000	0.000	0.000	3.30	-	-			0.000	0.000	0.000	3.30	-	-			0.115	
12.000	0.000	0.000	0.000	0.001	-	-	0.000	0.000	0.000	0.008	-	-				0.000	0.000	0.000	3.80	-	-			0.000	0.000	0.000	3.80	-	-			0.120	
12.500	0.000	0.000	0.000	0.001	-	-	0.000	0.000	0.000	0.004	-	-				0.000	0.000	0.000	4.30	-	-			0.000	0.000	0.000	4.30	-	-			0.125	
13.000					-	-	0.000	0.000	0.000	0.002	-	-									-	-			0.000	0.000	0.000	4.80	-	-			0.130
Totals:					0	0					0	0	0	0					0	2						0	0	0	0				
Number of Trades:					0						0		0							1.00						0		0					

PPC (CR)

(Contract Size: 100 Securities, Exercise Style: American, Physical Delivery)

Exercise Price	Call Options														Volume	Open Interest	Put Options														Volume	Open Interest	Exercise Price				
	May 2026							June 2026									Other Months		May 2026							June 2026								Other Months			
	Open price	Price max	Price min	Last price	Closing price	Volume	Open Interest	Open price	Price max	Price min	Last price	Closing price	Volume	Open Interest			Open price	Price max	Price min	Last price	Closing price	Volume	Open Interest	Open price	Price max	Price min	Last price	Closing price	Volume	Open Interest				Open price	Price max	Price min	Last price
9.200						-	-	0.000	0.000	0.000	8.79	-	-																								0.092
9.500						-	-	0.000	0.000	0.000	8.49	-	-																								0.095
9.600						-	-	0.000	0.000	0.000	8.39	-	-																								0.096
9.750						-	-	0.000	0.000	0.000	8.24	-	-																								0.098
10.000						-	-	0.000	0.000	0.000	7.99	-	-																								0.100
10.500						-	-	0.000	0.000	0.000	7.49	-	-																								0.105
11.000						-	-	0.000	0.000	0.000	6.99	-	-																								0.110
11.500						-	-	0.000	0.000	0.000	6.49	-	-																								0.115
12.000	0.000	0.000	0.000		5.97	-	-	0.000	0.000	0.000	5.99	-	-																								0.120
12.500	0.000	0.000	0.000		5.47	-	-	0.000	0.000	0.000	5.50	-	-																								0.125
13.000	0.000	0.000	0.000		4.97	-	-	0.000	0.000	0.000	5.00	-	-																								0.130
13.500	0.000	0.000	0.000		4.47	-	-	0.000	0.000	0.000	4.50	-	-																								0.135
14.000	0.000	0.000	0.000		3.97	-	-	0.000	0.000	0.000	4.01	-	-																								0.140
14.500	0.000	0.000	0.000		3.47	-	-	0.000	0.000	0.000	3.52	-	-																								0.145
15.000	0.000	0.000	0.000		2.97	-	-	0.000	0.000	0.000	3.04	-	-																								0.150
15.500	0.000	0.000	0.000		2.48	-	-	0.000	0.000	0.000	2.58	-	-																								0.155
16.000	0.000	0.000	0.000		1.99	-	-	0.000	0.000	0.000	2.14	-	-																								0.160
16.500	0.000	0.000	0.000		1.52	-	-	0.000	0.000	0.000	1.74	-	-																								0.165
17.000	0.000	0.000	0.000		1.09	-	-	0.000	0.000	0.000	1.38	-	-																								0.170
17.500	0.000	0.000	0.000		0.730	-	-	0.000	0.000	0.000	1.06	-	-																								0.175
18.000	0.000	0.000	0.000		0.446	-	13	0.000	0.000	0.000	0.796	-	-																								0.180
18.500	0.000	0.000	0.000		0.250	-	5	0.000	0.000	0.000	0.581	-	-																								0.185
19.000	0.000	0.000	0.000		0.125	-	2	0.375	0.375	0.375	0.375	0.375	15	-																							0.190
19.500	0.000	0.000	0.000		0.058	-	10	0.000	0.000	0.000	0.289	-	-																								0.195
20.000	0.000	0.000	0.000		0.023	-	15	0.000	0.000	0.000	0.195	-	-																								0.200
21.000	0.000	0.000	0.000		0.003	-	-	0.000	0.000	0.000	0.078	-	-																								0.210
22.000	0.000	0.000	0.000		0.001	-	-	0.000	0.000	0.000	0.031	-	-																								0.220
23.000	0.000	0.000	0.000		0.002	-	-	0.000	0.000	0.000	0.010	-	-																								0.230
24.000	0.000	0.000	0.000		0.001	-	-	0.000	0.000	0.000	0.003	-	-																								0.240
25.000	0.000	0.000	0.000		0.004	-	-	0.000	0.000	0.000	0.001	-	-																								0.250
26.000	0.000	0.000	0.000		0.001	-	-	0.000	0.000	0.000	0.001	-	-																								0.260
27.000	0.000	0.000	0.000		0.001	-	-	0.000	0.000	0.000	0.001	-	-																								0.270
28.000	0.000	0.000	0.000		0.001	-	-	0.000	0.000	0.000	0.001	-	-																								0.280
29.000	0.000	0.000	0.000		0.001	-	-	0.000	0.000	0.000	0.001	-	-																								0.290
30.000	0.000	0.000	0.000		0.001	-	-	0.000	0.000	0.000	0.001	-	-																								0.300

PPC (CR)

(Contract Size: 100 Securities, Exercise Style: American, Physical Delivery)

		Call Options														Put Options																			
		May 2026						June 2026						Other Months		May 2026						June 2026						Other Months							
Exercise Price	Open price	Price max	Price min	Last price	Closing price	Volume	Open Interest	Open price	Price max	Price min	Last price	Closing price	Volume	Open Interest	Volume	Open Interest	Open price	Price max	Price min	Last price	Closing price	Volume	Open Interest	Open price	Price max	Price min	Last price	Closing price	Volume	Open Interest	Volume	Open Interest	Exercise Price		
Totals:						0	45						15	0	0	0						0	95						0	0	0	0			
Number of Trades:							0						1		0							1.00							0		0				

Lending Products	Underlying Title	Multilateral Transactions[1]					Bilateral Transactions[2]		Stock Borrowing through OTC (volume)[3]
		Open Interest[5]	Volume(Offered)	Average Weighted	Transactions volume	Average Weighted	Transactions Volume	Average Weighted	Transactions Volume
ADMIEBOR	ADMIE (IPTO) HOLDING S.A. (CR)	3,700	---	---	---	---	1,000	0.01%	5,249,021
AEGNBOR	AEGEAN AIRLINES (CR)	---	---	---	---	---	---	---	931,217
AKTRBOR	AKTOR S.A. HOLDING CO. (CR)	---	---	---	---	---	---	---	859,362
ALWNBOR	Allwyn AG (CR)	---	---	---	---	---	---	---	12,454,331
ALPHABOR	ALPHA BANK (CR)	8,000	---	---	---	---	---	---	187,111,869
AETFBOR	ALPHA ETF FTSE Athex Large Cap	---	---	---	---	---	---	---	2,000
AEMBOR	ALTER EGO MEDIA (CR)	---	---	---	---	---	---	---	---
AIABOR	ATHENS INTL AIRPORT (CR)	4,015	---	---	---	---	---	---	490,053
ACAGBOR	AUSTRIACARD (CB)	---	---	---	---	---	---	---	962
OTOELBOR	AUTOHELLAS SA (CR)	---	---	---	100	3.70%	---	---	57,774
AVAXBOR	AVAX S.A. (CR)	---	---	---	---	---	---	---	401,010
BYLOTBOR	BALLY'S INTRALOT (CR)	---	---	---	---	---	---	---	40,565,786
BOCHGRBOR	BANK OF CYPRUS (CR)	150	---	---	---	---	---	---	522,281
EEEBOR	CC HBC AG (CR)	500	---	---	---	---	---	---	100,283
CENERBOR	CENERGY HOLDINGS (CB)	9,480	---	---	---	---	---	---	1,677,773
CREDIABOR	CrediaBank (CR)	778	---	---	---	---	---	---	1,474,771
DIMANDBOR	DIMAND (CR)	---	---	---	---	---	---	---	7,342
ELLAKTORBOR	ELLAKTOR (CR)	50,318	---	---	---	---	---	---	102,082
ELHABOR	ELVALHALCOR (CR)	---	---	---	---	---	---	---	352,395
EUROBBOR	EUROBANK (CR)	45,000	---	---	---	---	---	---	92,056,465
EXAEBOR	EURONEXT ATHENS (CR)	4,755	---	---	---	---	---	---	343,370
EYDAPBOR	EYDAP S.A. (CR)	---	---	---	---	---	---	---	430,240
FOYRKBOR	FOURLIS (CR)	2,500	---	---	---	---	---	---	114,662
GEKTERNABOR	GEK TERNA (CR)	---	---	---	6,800	4.04%	---	---	1,135,911
SARBOR	GR. SARANTIS S.A. (CR)	2,237	---	---	---	---	---	---	218,396
ELPEBOR	HELLENIQ ENERGY (CR)	---	---	---	---	---	---	---	701,961
INTEKBOR	IDEAL HOLDINGS (CR)	350	---	---	---	---	---	---	63,652
INTRKBOR	INTRACOM HOLDINGS (CR)	---	---	---	---	---	---	---	283,408
BELABOR	JUMBO SA (CR)	---	---	---	---	---	---	---	722,618
KRIBOR	KRI-KRI S.A. (CR)	2,999	---	---	---	---	---	---	---
LAMDABOR	LAMDA DEVELOPMENT SA (CR)	---	---	---	---	---	---	---	248,560

Stock Lending Notes

[1] - Multilateral contracts Lending or Borrowing as per Methods 8-1, 8-2 and 8-3-3 (According to ATHEX BoD Resolution No.17)

[2] - Bilateral Contracts Lending or Borrowing as per Methods 8-3-1 and 8-3-2 & Contracts as per Method 4 (According to ATHEX BoD Resolution No.20)

[3] - The information concerning OTC Stock Borrowing Transactions is based on the statements of the Dematerialised Securities System (DSS) operators involved and refers to volumes that have been registered up until the previous working day.

[4] - Average Price (Volume weighted)

[5] - The Data concerning Open Interest before the start of trading session

Lending Products	Underlying Title	Multilateral Transactions[1]					Bilateral Transactions[2]		Stock Borrowing through OTC (volume)[3]
		Open Interest[5]	Volume(Offered)	Average Weighted	Transactions volume	Average Weighted	Transactions Volume	Average Weighted	Transactions Volume
MTLNBOR	METLEN PLC (CR)	500	---	---	---	---	---	---	1,651,048
MIGBOR	MIG (CR)	1,495	---	---	---	---	---	---	39,913
MOHBOR	MOTOR OIL (CR)	---	---	---	---	---	---	---	743,832
ETEBOR	NATIONAL BANK (CR)	396	---	---	---	---	---	---	22,791,905
NOVALBOR	NOVAL PROPERTY REIC (CR)	---	---	---	---	---	---	---	---
OPTIMABOR	OPTIMA BANK (CR)	2,137	---	---	---	---	---	---	4,806,595
HTOBOR	OTE (CR)	2,000	---	---	---	---	---	---	3,848,661
PPABOR	P.P.A. S.A. (CR)	---	---	---	---	---	---	---	89,321
TPEIRBOR	PIRAEUS BANK (CR)	3,367	---	---	---	---	---	---	12,346,413
PPCBOR	PPC (CR)	155,286	---	---	---	6,000	1.50%	---	17,628,127
PROFBOR	PROFILE SA (CR)	---	---	---	---	---	---	---	64,526
QLCOBOR	QUALCO GROUP (CR)	---	---	---	---	---	---	---	908,299
QUESTBOR	QUEST HOLDINGS (CR)	3,991	---	---	---	---	---	---	50,229
TITCBOR	TITAN (CB)	50	---	---	---	1,500	0.01%	---	135,697
OLTHBOR	TPA SA (CR)	---	---	---	---	---	---	---	750
TRESTATESBOR	TRADE ESTATES REIC (CR)	---	---	---	---	---	---	---	---
VIOBOR	VIOHALCO SA/IV (CB)	---	---	---	---	---	---	---	---

Stock Lending Notes

[1] - Multilateral contracts Lending or Borrowing as per Methods 8-1, 8-2 and 8-3-3 (According to ATHEX BoD Resolution No.17)

[2] - Bilateral Contracts Lending or Borrowing as per Methods 8-3-1 and 8-3-2 & Contracts as per Method 4 (According to ATHEX BoD Resolution No.20)

[3] - The information concerning OTC Stock Borrowing Transactions is based on the statements of the Dematerialised Securities System (DSS) operators involved and refers to volumes that have been registered up until the previous working day.

[4] - Average Price (Volume weighted)

[5] - The Data concerning Open Interest before the start of trading session

Sectors codification for listed companies

12003 -	ETF	10101010	Computer Services
10101015	Software	10102030	Computer Hardware
15101010	Telecommunications Equipment	15102015	Telecommunications Services
20101010	Health Care Facilities	20102010	Medical Equipment
20103015	Pharmaceuticals	30101010	Banks
30202000	Diversified Financial Services	30202010	Asset Managers & Custodians
30202015	Investment Services	30204000	Closed End Investments
30302010	Full Line Insurance	30302015	Insurance Brokers
30302025	Property and Casualty Insurance	35101010	Real Estate Holding and Development
35101015	Real Estate Services	35102000	Diversified REITs
35102045	Retail REITs.	40202015	Household Furnishings
40202020	Household Appliance	40203040	Electronic Entertainment
40204020	Clothing & Accessories	40301010	Entertainment
40301030	Publishing	40301035	Radio & TV Broadcasters
40401010	Diversified Retailers	40401020	Apparel Retailers
40401025	Home Improvement Retailers	40401030	Specialty Retailers
40501010	Airlines	40501015	Travel & Tourism
40501020	Casinos & Gambling	40501025	Hotels & Motels
45101015	Distillers & Vintners	45101020	Soft Drinks
45102010	Farming Fishing Ranching & Plantations	45102020	Food Products
45103010	Tobacco	45201010	Food Retailers & Wholesalers
45201020	Personal Products	50101010	Construction
50101020	Building Roof/Wallboard and Plumbing	50101030	Cement
50101035	Building Materials: Other	50202010	Electrical Components
50203015	Plastics	50203030	Containers & Packaging
50204000	Machinery: Industrial	50204020	Machinery: Construction & Handling
50205010	Industrial Suppliers	50205020	Back Office Support HR & Consulting
50205030	Forms & Bulk Printing Services	50206015	Commercial Vehicles & Parts
50206030	Marine Transportation	50206060	Transportation Services
55101000	Diversified Materials	55101020	Textile Products
55102000	General Mining	55102010	Iron & Steel
55102015	Metal Fabricating	55102035	Aluminum
60101020	Oil Refining and Marketing	65101010	Alternative Electricity
65101015	Conventional Electricity	65102000	Multi-Utilities
65102030	Water		



Λεωφ.Αθηνών 110 | 104 42 Αθήνα
110 Athinon Ave | 104 42 Athens GR
T +30 210 3366 800
<https://athens.euronext.com/>

