

Euronext Athens

**Ημερήσιο Δελτίο Συναλλακτικής
Δραστηριότητας**

Daily Official List of Trading Activity

26



Disclaimer:

This publication is for information purposes only and is not a recommendation to engage in investment activities. This publication is provided "as is" without representation or warranty of any kind. Whilst all reasonable care has been taken to ensure the accuracy of the content, Euronext does not guarantee its accuracy or completeness. Euronext will not be held liable for any loss or damages of any nature ensuing from using, trusting or acting on information provided. No information set out or referred to in this publication shall form the basis of any contract. The creation of rights and obligations in respect of financial products that are traded on the exchanges operated by Euronext's subsidiaries shall depend solely on the applicable rules of the market operator. All proprietary rights and interest in or connected with this publication shall vest in Euronext. No part of it may be redistributed in any form without the prior written permission of Euronext. Euronext refers to Euronext N.V. and its affiliates. Information regarding trademarks and intellectual property rights of Euronext is located at www.euronext.com/terms-use

©2026, Euronext N.V. – All rights reserved

The Company is not liable for the accuracy of the data included in listed companies' announcements. Only the sender of such an announcement is fully and solely liable for any infringement of third party's rights from the content of such announcement. All contents of the Daily Official List are provided only for information purposes and do not constitute investment advice or solicitation to invest in securities or other products listed for trading on the Exchange.

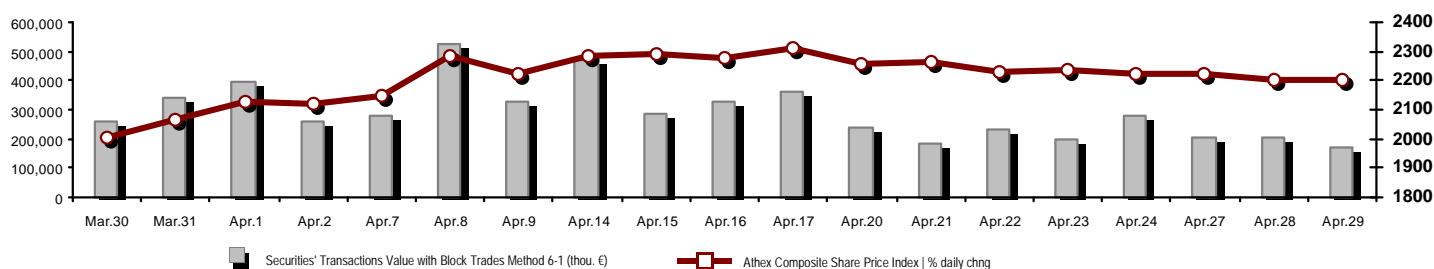
EURONEXT ATHENS HOLDING S.A.

110 Athinon Ave., 10442 Athens, Tel: (210) 33.66.800, Fax: (210) 32.13.938

<https://athens.euronext.com>

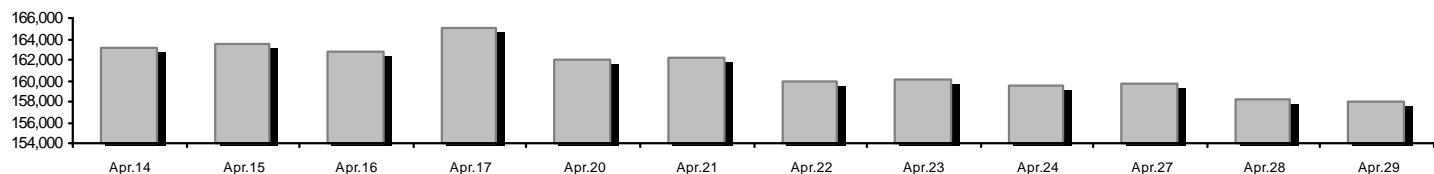
Summary of Markets

Athex Composite Share Price Index vs Shares and Derivatives Transactions Value

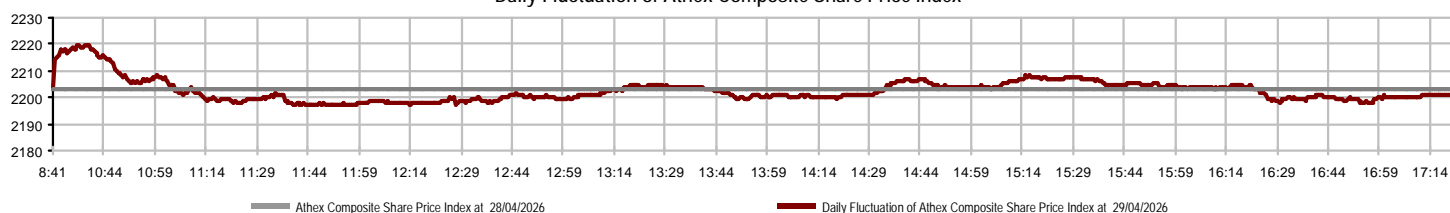


Euronext Athens Capitalisation (mill. €)**:	158,078.71	Derivatives Total Open Interest	1,795,225
Daily change: mill. € %	-163.68 -0.10%	in Index Futures % daily chng	9,536 0.98%
Yearly Avg Capitalisation: mill. € % chng prev year Avg	154,171.76 20.74%	in Stock Futures % daily chng	1,781,977 0.58%
Athex Composite Share Price Index % daily chng	2,200.69 -0.11%	in Index Options % daily chng	2,784 8.79%
Athex Composite Share Price Index Capitalisation (mill. €)	148,015.16	in Stock Options % daily chng	928 0.00%
Daily change (mill. €)	-136.39		
Securities' Transactions Value with Block Trades Method 6-1 (t	169,418.95	Derivatives Contracts Volume:	30,736
Daily change: %	-34,058.22 -16.74%	Daily change: pieces %	-12,234 -28.47%
YtD Avg Trans. Value: thou. € % chng prev year Avg	352,624.45 63.19%	YtD Avg Derivatives Contracts % chng prev year Avg	81,467 41.48%
Blocks Transactions Value of Method 6-1 (thou. €)	24,523.48	Derivatives Trades Number:	1,614
Blocks Transactions Value of Method 6-2 & 6-3 (thou. €)	133.42	Daily change: number %	-438 -21.35%
Bonds Transactions Value (thou.€)	2,449.36	YtD Avg Trades number % chng prev year Avg	3,063 38.51%
Securities' Transactions Volume with Block Trades Method 6-1 (tho	25,950.30	Lending Total Open Interest	501,169
Daily change: thou. pieces %	-5,890.89 -18.50%	Daily change: pieces %	-59,563 -10.62%
YtD Avg Volume: % chng prev year Avg	54,513.61 30.77%	Lending Volume (Multilateral/Bilateral)	131,811
Blocks Transactions Volume of Method 6-1 (thou. Pieces)	2,341.44	Daily change: pieces %	99,845
Blocks Transactions Volume of Method 6-2 & 6-3 (thou. Pieces)	12.03	Multilateral Lending	4,835
Bonds Transactions Volume	2,454,000	Bilateral Lending	126,976
Securities' Trades Number with Block Trades Method 6-1	50,065	Lending Trades Number:	9
Daily change: number %	-12,233 -19.64%	Daily change: %	3
YtD Avg Trades number % chng prev year Avg	76,320 52.31%	Multilateral Lending Trades Number	5
Number of Blocks Method 6-1	22	Bilateral Lending Trades Number	4
Number of Blocks Method 6-2 & 6-3	1		
Number of Bonds Transactions	374		

Euronext Athens Capitalisation (mill. €)**



Daily Fluctuation of Athex Composite Share Price Index



Athex Indices

Index name	29/04/2026	28/04/2026	pts.	%	Min	Max	Year min	Year max	Year change
Athex Composite Share Price Index	2,200.69 €	2,203.09	-2.40	-0.11%	2,196.94	2,219.89	1,998.09	2,407.09	3.77% #
Athex Composite Index Total Return Index	4,357.68 €	4,362.42	-4.74	-0.11%	4,350.25	4,395.69	3,942.63	4,745.66	4.25% #
Athex ESG Index	2,609.83 €	2,613.58	-3.75	-0.14%	2,606.38	2,634.37	2,361.87	2,867.98	4.30% #
ATHEX Small Cap Price Index	2,410.83 €	2,418.81	-7.98	-0.33%	2,390.74	2,432.85	2,193.29	2,627.20	-5.41% €
ATHEX EN.A. Growth Price Index	17,974.51 €	18,186.11	-211.60	-1.16%	17,919.31	18,307.68	16,564.67	20,788.55	-9.15% €
FTSE/Athex Large Cap	5,578.33 €	5,585.76	-7.43	-0.13%	5,571.01	5,631.94	5,057.48	6,153.73	4.25% #
FTSE/Athex Mid Cap Index	2,866.65 #	2,863.89	2.76	0.10%	2,844.90	2,871.10	2,510.28	2,923.08	1.47% #
FTSE/ATHEX High Dividend Yield Index	4,640.93 #	4,625.00	15.93	0.34%	4,610.15	4,640.93	4,495.63	5,149.57	-6.09% €
FTSE/Athex Market Index	1,319.81 €	1,321.71	-1.90	-0.14%	1,318.40	1,332.85	1,190.89	1,449.15	4.66% #
FTSE/Athex Banks	2,514.76 €	2,520.54	-5.78	-0.23%	2,514.76	2,556.09	2,143.30	2,859.37	9.63% #
FTSE/ATHEX TECHNOLOGY & TELECOMMUNICAT	6,788.70 €	6,854.23	-65.53	-0.96%	6,780.25	6,887.15	6,027.65	6,944.25	0.21% #
FTSE/ATHEX HEALTH CARE	6,271.33 €	6,278.18	-6.85	-0.11%	6,172.04	6,397.75	4,884.62	6,397.75	23.43% #
FTSE/ATHEX FINANCIAL SERVICES	11,759.42 €	11,787.06	-27.64	-0.23%	11,759.07	11,952.19	10,029.11	13,356.35	9.62% #
FTSE/ATHEX REAL ESTATE	5,334.88 €	5,343.06	-8.18	-0.15%	5,329.74	5,364.57	5,093.00	5,898.28	-5.01% €
FTSE/ATHEX CONSUMER DISCRETIONARY	4,682.64 €	4,714.13	-31.49	-0.67%	4,649.11	4,725.62	4,472.82	5,876.98	-19.83% €
FTSE/ATHEX CONSUMER STAPLES	9,647.52 #	9,631.07	16.45	0.17%	9,594.78	9,695.63	8,640.95	10,243.39	9.47% #
FTSE/ATHEX INDUSTRIALS	11,850.16 #	11,645.58	204.58	1.76%	11,645.58	11,853.64	10,051.45	12,182.07	17.90% #
FTSE/ATHEX BASIC MATERIALS	10,745.55 #	10,579.88	165.67	1.57%	10,508.54	10,945.08	8,778.94	11,861.41	12.80% #
FTSE/ATHEX ENERGY & UTILITIES	6,579.87 €	6,584.26	-4.39	-0.07%	6,522.50	6,610.77	6,127.28	7,506.29	-4.33% €
Athex All Share Index	502.19 €	502.71	-0.52	-0.10%	502.19	502.19	460.14	542.74	3.70% #
Hellenic Mid & Small Cap Index	3,077.95 #	3,049.08	28.87	0.95%	3,046.38	3,078.18	2,761.30	3,120.01	6.31% #
FTSE/Athex Large Cap Total Return	10,024.68 €	10,038.03	-13.35	-0.13%			9,100.35	11,012.64	4.71% #
FTSE/Athex Mid Cap Total Return	4,130.68 #	4,126.70	3.98	0.10%			3,625.91	4,193.30	1.91% #
MSCI GREECE REBASED	8,854.31 €	8,901.36	-47.05	-0.53%	8,845.23	8,997.10	7,755.87	10,138.65	3.39% #
Hellenic Corporate Bond Index	144.25 €	144.38	-0.13	-0.09%			143.28	145.27	-0.08% €
Hellenic Corporate Bond Price Index	92.72 €	92.82	-0.09	-0.10%			92.37	93.97	-1.29% €

Note 1: FTSE/Med 100, Hellenic Corporate Bond Price Index and Hellenic Corporate Bond Index closing prices refer to the previous trading day of 27/04/2026.

Note 2: The Hellenic Mid & Small Cap Index is a Customized index calculated by the Athens Exchange.

Analytic Figures for Athex Market's Boards and Categories

	Total Traded Securities	Main Market	Surveillance	Exchange Traded Funds (ETFs)
Totals	123	122	0	1
Gain / Lose / Same:	48 / 59 / 16	48 / 58 / 16	0 / 0 / 0	0 / 1 / 0
Euronext Athens Capitalisation (mill. €)	158,078.71	158,076.00	2.71	
Daily Average Trans/ons Value(thou.€)	352,624.45	352,519.93	4.91	466.39
Transactions Value	169,552.36	169,300.30	0.00	252.06
Main Board:	144,895.46	144,643.40	0.00	252.06
Blocks Board 6_2_3:	24,656.90	24,656.90	0.00	0.00
Forced Sales Board:	0.00	0.00	0.00	0.00
Special Terms Board:	0.00	0.00	0.00	0.00
Daily Average Transactions Volume	54,513,609	54,551,327	5,191	8,206
Transactions Volume	25,962,328	25,957,872	0	4,456
Main Board:	23,608,864	23,604,408	0	4,456
Blocks Board 6_2_3:	2,353,464	2,353,464	0	0
Forced Sales Board:	0	0	0	0
Special Terms Board:	0	0	0	0
Daily Average Number of Trades	76,320	76,152	11	160
Number of Trades	50,066	49,956	0	110
Main Board:	50,043	49,933	0	110
Blocks Board 6_2_3:	23	23	0	0
Forced Sales Board:	0	0	0	0
Special Terms Board:	0	0	0	0

Trading Details by Euronext Athens Sectors and Financial Instruments (ETFs)

Code	Sectors	Gain / Lose / Same	Number of Trades	Transactions Volume	Transactions Value	% of Total Trans. Value
3010	- Banks	4 / 4 / 0	15,480	14,984,009	80,810,878.16	47.66%
5510	- Basic Resources	5 / 4 / 3	1,966	371,099	2,869,229.55	1.69%
5010	- Construction & Materials	6 / 6 / 0	4,777	989,767	10,204,636.04	6.02%
4020	- Consumer Products & Services	0 / 3 / 1	56	42,890	13,409.43	0.01%
6010	- Energy	2 / 2 / 0	2,636	312,004	5,654,889.04	3.34%
12000	- Financial Instruments	0 / 1 / 0	110	4,456	252,062.14	0.15%
3020	- Financial Services	2 / 0 / 2	129	12,290	103,798.04	0.06%
4510	- Food Beverage & Tobacco	3 / 2 / 1	324	40,797	1,391,853.67	0.82%
2010	- Health Care	2 / 1 / 0	201	130,907	204,633.32	0.12%
5020	- Industrial Goods & Services	7 / 9 / 2	3,035	523,085	7,102,067.96	4.19%
3030	- Insurance	0 / 2 / 0	101	41,546	107,891.87	0.06%
4030	- Media	0 / 2 / 0	265	107,670	287,758.27	0.17%
4520	- Personal Care, Drug & Grocery Stores	1 / 1 / 0	258	25,451	343,926.71	0.20%
3510	- Real Estate	5 / 4 / 3	1,323	402,177	1,535,231.08	0.91%
4040	- Retail	2 / 5 / 3	2,114	432,070	6,914,223.94	4.08%
1010	- Technology	5 / 5 / 1	1,856	510,913	2,632,369.80	1.55%
1510	- Telecommunications	0 / 2 / 0	2,666	748,577	13,537,345.58	7.98%
4050	- Travel & Leisure	2 / 3 / 0	7,671	5,113,666	15,097,979.85	8.90%
6510	- Utilities	2 / 3 / 0	5,098	1,168,954	20,488,179.70	12.08%

Top 10 best & worst performing Shares

Main Market

With positive Price change	Closing price	change	With negative Price change	Closing price	change
DOMIKI KRITIS SA (CR)	2.32	14.29% #	FRIGOGLASS SA (CR)	0.385	-5.87% €
DAIOS PLASTICS SA (CR)	7.92	11.86% #	ILYDA S.A. (CR)	4.45	-4.30% €
CENERGY HOLDINGS (CB)	23.2	6.72% #	SPACE HELLAS SA (CR)	6.54	-4.11% €
MOTOR OIL (CR)	36.6	3.68% #	MEVACO SA (CR)	8.64	-4.00% €
Y/KNOT (CR)	1.11	3.26% #	UNIBIOS (CR)	2.56	-3.76% €
ELVALHALCOR (CR)	4.02	2.81% #	PERFORMANCE TECHNOLOGIES (CR)	8.8	-3.19% €
KRI-KRI S.A. (CR)	24.75	2.27% #	INTERLIFE G.C.I.(CR)	6.7	-2.90% €
LOULIS FOOD (CR)	3.74	2.19% #	IKTINOS HELLAS SA (CR)	0.32	-2.88% €
EKTER SA (CR)	4.375	1.98% #	AVE (CR)	0.442	-2.86% €
VIOHALCO SA/NV (CB)	14.86	1.92% #	PROFILE SA (CR)	7.5	-2.60% €
With the highest Transactions Value	Value (thou. €)	change	With the highest Transactions Volume	Volume	change
NATIONAL BANK (CR)	25,406.87	-0.07% €	ALPHA BANK (CR)	5,810,763	-1.97% €
PIRAEUS BANK (CR)	20,626.74	0.12% #	Y/KNOT (CR)	3,060,169	3.26% #
ALPHA BANK (CR)	20,147.37	-1.97% €	PIRAEUS BANK (CR)	2,513,051	0.12% #
PPC (CR)	14,371.63	-1.32% €	EUROBANK (CR)	2,414,255	-0.13% €
OTE (CR)	13,494.46	-1.64% €	CrediaBank (CR)	2,111,721	-0.82% €
EUROBANK (CR)	9,192.10	-0.13% €	NATIONAL BANK (CR)	1,826,015	-0.07% €
Allwyn AG (CR)	8,963.16	-2.35% €	BALLY'S INTRALOT (CR)	1,200,711	0.18% #
GEK TERNA (CR)	6,657.10	1.78% #	PPC (CR)	800,593	-1.32% €
JUMBO SA (CR)	6,335.21	0.69% #	OTE (CR)	742,123	-1.64% €
CENERGY HOLDINGS (CB)	5,550.71	6.72% #	Allwyn AG (CR)	703,293	-2.35% €

Note: Stocks that are not included in the "Under Supervision" category, and the transactions value is more than 10,000 €.

Derivatives Summary

	Number of Trades	Volume	Open Interest
Index Futures	157	672	9,536
FTSE/Athex Banks	9	44	3,319
FTSE/Athex Large Cap	148	628	6,217
MSCI GREECE REBASED	0	0	0
Stock Futures	1,446	29,989	1,781,977
ADMIE (IPTO) HOLDING S.A. (CR)	25	447	7,841
AEGEAN AIRLINES (CR)	38	156	2,719
AKTOR S.A. HOLDING CO. (CR)	8	15	98,340
Allwyn AG (CR)	120	452	6,863
ALPHA BANK (CR)	284	4,443	67,945
ATHENS INTL AIRPORT (CR)	4	13	314
AUTOHELLAS SA (CR)	2	6	121
AVAX S.A. (CR)	24	151	2,532
BALLY'S INTRALOT (CR)	65	13,970	1,313,252
BANK OF CYPRUS (CR)	2	28	756
CC HBC AG (CR)	0	0	143
CENERGY HOLDINGS (CB)	31	102	4,113
CrediaBank (CR)	163	5,593	82,595
ELLAKTOR (CR)	0	0	1,654
ELVALHALCOR (CR)	45	253	2,811
EUROBANK (CR)	53	1,170	30,153
EURONEXT ATHENS (CR)	2	10	388
EYDAP S.A. (CR)	5	30	13,373
FOURLIS (CR)	27	89	3,016
GEK TERNA (CR)	12	34	5,018
HELLENIQ ENERGY (CR)	2	2	3,577
INTRACOM HOLDINGS (CR)	76	324	12,325
JUMBO SA (CR)	21	45	4,340
LAMDA DEVELOPMENT SA (CR)	38	322	22,622
METLEN PLC (CR)	84	273	15,074
MIG (CR)	0	0	145
MOTOR OIL (CR)	10	28	262
NATIONAL BANK (CR)	44	221	12,536
OPTIMA BANK (CR)	2	10	576
OTE (CR)	1	1	886
P.P.A. S.A. (CR)	0	0	41
PIRAEUS BANK (CR)	132	1,287	45,436
PPC (CR)	82	391	17,466
QUEST HOLDINGS (CR)	0	0	236
TITAN (CB)	7	22	409
VIOHALCO SA/NV (CB)	37	101	2,099
Index Options	9	20	2,784
FTSE/Athex Large Cap	9	20	2,784
Stock Options	2	55	928
Allwyn AG (CR)	0	0	250
ALPHA BANK (CR)	0	0	39
NATIONAL BANK (CR)	1	40	359
OTE (CR)	0	0	153
PIRAEUS BANK (CR)	0	0	2
PPC (CR)	1	15	125
Total Derivatives Traded	1,614	30,736	1,795,225

Number of Outstanding Securities	Nominal Value	Dividends [1]			Date of Last Coupon		Note	Shares	Closing price	% change	Previous closing price/date	Open price	Price min	Price max	Last price	Avg price	Last Bid [7]	Last Ask [7]	P/E after tax	Year	Volume	Trades	Transactions Value[8]	Company Mkt Value (thou. €)	Year low	Year high	Sector[4]	
2023	2024	2025	Dividend [2]	Right																								
804,287,662	0.300	1.6123	1.4029	0.5	08/04/2026	25/06/2024	---	Allwyn AG (CR)	12.7	-2.35	€ 13.005	28/04/2026	13.005	12.66	13.08	12.7	12.745	209@12.69	601@12.71	---	---	703,293	4,441	8,963,162.570	214,453.31	12.66	19.03	40501020
2,315,261,358	0.290	0.026	0.0303	0.0485	01/12/2025	18/04/2017	---	ALPHA BANK (CR)	3.436	-1.97	€ 3.505	28/04/2026	3.54	3.436	3.555	3.436	3.467	1910@3.44	547@3.46	---	---	5,810,763	3,765	20,147,368.73	7,955,238.03	2.95	4.489	30101010
58,492,542	1.00	---	0.1	---	23/06/2025	27/01/2025	---	ALTER EGO MEDIA (CR)	5.51	-0.36	€ 5.53	28/04/2026	5.53	5.5	5.67	5.51	5.564	228@5.50	5929@5.55	---	---	46,741	203	260,086.82	322,293.91	4.88	6.425	40301035
36,353,868	1.00	0.1	0.11	---	01/07/2025	21/08/2023	---	AUSTRIACARD (CB)	8.1	1.76	# 7.96	28/04/2026	7.95	7.95	8.19	8.1	8.025	300@8.04	4232@8.10	---	---	66,626	185	534,652.27	294,466.33	6.04	8.28	10101010
48,624,764	0.080	0.7	0.85	0.85	24/04/2026	05/12/2022	---	AUTOHELLAS SA (CR)	10.66	-0.37	€ 10.7	28/04/2026	10.88	10.66	10.88	10.66	10.711	839@10.64	2160@10.70	---	---	15,924	167	170,568.24	518,339.98	10.66	13.44	40401030
1,867,802,694	0.300	---	---	---	30/05/2013	10/10/2023	---	BALLY'S INTRALOT (CR)	1.096	0.18	# 1.094	28/04/2026	1.098	1.078	1.109	1.096	1.091	206@1.09	132084@1.10	---	---	1,200,711	574	1,310,367.71	2,047,111.75	0.822	1.154	40501020
435,686,031	0.100	---	0.48	0.2	22/09/2025	23/09/2024	---	BANK OF CYPRUS (CR)	9.2	0.60	# 9.145	28/04/2026	9.175	9.135	9.28	9.2	9.196	1000@9.16	33@9.21	---	---	201,649	601	1,854,322.56	4,008,311.49	7.94	9.84	30101010
212,384,903	0.08	0.14	---	---	24/06/2025	07/12/2016	---	CENERGY HOLDINGS (CB)	23.2	6.72	# 21.74	28/04/2026	22.1	21.9	23.3	23.2	22.609	136@22.94	15663@23.20	---	2025	245,507	1,507	5,550,710.26	4,927,329.75	15.12	23.3	50202010
373,239,562	6.70	0.93	1.03	---	29/05/2025	29/04/2013	---	CC HBC AG (CR)	48.6	-0.82	€ 49	28/04/2026	49.2	48.4	49.2	48.6	48.658	917@48.55	200@48.70	---	---	18,817	157	915,595.858	139,442.71	42.5	55.75	45101020
1,993,012,407	0.050	---	---	---	04/06/2008	16/10/2024	---	CrediaBank (CR)	1.216	-0.82	€ 1.226	28/04/2026	1.248	1.202	1.258	1.216	1.23	5000@1.22	2732@1.22	---	---	2,111,721	1,391	2,597,798.11	2,423,503.09	0.871	1.722	30101010
3,631,510,801	0.220	0.0933	0.105	0.0468	06/11/2025	20/05/2019	---	EUROBANK (CR)	3.795	-0.13	€ 3.8	28/04/2026	3.869	3.79	3.869	3.795	3.807	955@3.79	50@3.80	---	---	2,414,255	2,325	9,192,100.501	3,781,583.49	3.162	4.392	30101010
51,889,670	1.00	0.12	0.15	---	27/06/2025	23/07/2019	---	FOURLIS (CR)	4.63	-0.86	€ 4.67	28/04/2026	4.65	4.56	4.655	4.63	4.608	700@4.56	500@4.64	---	---	29,625	190	136,521.50	240,249.17	4.04	4.98	40401010
305,635,185	2.18	0.9	0.75	0.2	19/01/2026	01/10/2003	---	HELLENIO ENERGY (CR)	9.6	1.48	# 9.46	28/04/2026	9.41	9.41	9.6	9.6	9.53	933@9.60	1@9.62	---	---	192,247	1,132	1,832,020.55	2,934,097.78	8.4	10.4	60101020
83,600,000	0.690	0.0504	0.1209	---	22/09/2025	02/07/2024	---	INTRACOM HOLDINGS (CR)	3.305	0.15	# 3.3	28/04/2026	3.35	3.28	3.365	3.305	3.311	6509@3.30	22980@3.32	---	---	183,562	618	607,721.73	276,298.00	2.685	3.85	10101010
134,365,561	0.880	1.4726	0.5063	---	23/03/2026	05/03/2014	---	JUMBO SA (CR)	23.4	0.69	# 23.24	28/04/2026	23.24	22.98	23.5	23.4	23.254	325@23.38	300@23.40	---	---	272,432	1,477	6,335,208.28	3,144,154.13	21.82	28.7	40401010
176,736,715	0.300	---	---	---	30/05/2007	27/11/2019	---	LAMDA DEVELOPMENT SA (CR)	6.06	-0.66	€ 6.1	28/04/2026	6.12	6.06	6.135	6.06	6.088	323@6.06	1000@6.09	---	---	140,959	715	858,095.32	1,071,024.49	5.85	7.76	35101010
169,043,561	0.300	---	0.02	---	17/07/2025	28/11/2022	---	LAVIPHARM SA (CR)	1.532	0.13	# 1.53	28/04/2026	1.54	1.496	1.57	1.532	1.536	1162@1.53	7290@1.54	---	---	122,464	143	188,137.66	258,974.74	0.937	1.57	20103015
143,022,980	1.00	---	---	---	04/08/2025	---	---	METLEN PLC (CR)	34.38	-1.55	€ 34.92	28/04/2026	34.92	34.08	35.14	34.38	34.376	4@34.32	12@34.40	---	---	142,106	2,153	4,885,050.04	4,917,130.05	31.9	47.68	65102000
126,502,434	0.500	0.0304	0.0302	---	15/05/2025	28/07/2021	---	PREMIA (CR)	1.376	1.18	# 1.36	28/04/2026	1.352	1.352	1.378	1.376	1.368	350@1.37	410@1.38	---	---	77,386	201	105,879.49	174,067.35	1.236	1.49	35102000
24,823,934	0.230	0.049	0.0647	---	01/07/2025	08/06/2022	---	PROFILE SA (CR)	7.5	-2.60	€ 7.7	28/04/2026	7.7	7.5	7.7	7.5	7.619	370@7.49	724@7.55	---	---	71,774	225	546,853.96	186,179.51	6	8.12	10101010
70,029,804	1.00	---	---	---	15/05/2025	---	---	QUALCO GROUP (CR)	5.57	-1.24	€ 5.64	28/04/2026	5.62	5.45	5.64	5.57	5.521	53@5.48	30@5.57	---	---	83,057	287	458,553.05	390,066.01	5.08	6.73	10101015
35,377,749	0.280	---	---	---	18/07/2005	22/12/2025	---	QUALITY & RELIABILITY SA (CR)	1.188	0.51	# 1.182	28/04/2026	1.192	1.158	1.198	1.188	1.178	1@1.17	226@1.19	---	---	30,407	78	35,814.51	42,028.77	1	1.43	10101010
78,325,475	0.85	3	---	---	30/06/2025	23/07/2019	---	TITAN (CB)	46.2	1.14	# 45.68	28/04/2026	46.2	45.42	46.2	46.2	45.859	302@46.02	6@46.22	---	---	19,013	547	871,915.84	3,618,636.95	42.6	59	50101030
259,189,761	0.12	0.16	---	---	24/06/2025	26/02/2016	---	VIOHALCO SA/NV (CB)	14.86	1.92	# 14.58	28/04/2026	14.58	14.52	15.4	14.86	14.917	100@14.84	3942@15.00	---	---	116,907	623	1,743,890.42	3,851,559.85	11.4	15.78	55102015
148,321,516	0.300	0.03	0.07	---	02/09/2025	22/01/2020	---	AVAX S.A. (CR)	2.98	-0.17	€ 2.985	28/04/2026	2.98	2.95	3.01	2.98	2.981	2@2.98	500@3.00	---	---	217,416	465	648,021.05	441,998.12	2.79	3.645	50101010
232,000,000	2.12	0.0582	0.1207	0.1207	25/09/2025	19/06/2017	---	ADMIE (IPTO) HOLDING S.A. (CR)	3.275	0.92	# 3.245	28/04/2026	3.22	3.215	3.275	3.275	3.243	600@3.25	1000@3.28	---	2025	137,117	320	444,666.45	759,800.00	2.76	3.33	65101015
90,167,100	0.500	0.7515	0.8041	0.903	28/04/2026	24/05/2021	---	AEGEAN AIRLINES (CR)	11.48	-2.13	€ 11.73	28/04/2026	11.7	11.4	11.74	11.48	11.52	100@11.43	1258@11.48	---	---	145,325	956	1,674,182.67	1,035,118.31	10.8	15.36	40501010
204,002,463	0.300	---	---	---	12/08/2008	07/01/2025	---	AKTOR S.A. HOLDING CO. (CR)	10.84	-0.73	€ 10.92	28/04/2026	11	10.78	11	10.84	10.873	146@10.82	12332@10.84	---	---	104,345	446	1,134,504.31	2,211,386.70	9.25	11.7	50101010
103,423,291	0.570	---	0.4134	---	25/06/2025	28/08/2024	---	GEK TERNA (CR)	40.06	1.78	# 39.36	28/04/2026	39.5	39.5	40.26	40.06	40.022	40@40.04	11170@40.10	---	---	166,337	2,249	6,657,097.22	4,143,137.04	25.28	41.7	50101010
369,270,000	2.48	0.25	0.4	---	21/07/2025	12/12/2001	---	PPC (CR)	17.96	-1.32	€ 18.2	28/04/2026	18.2	17.72	18.25	17.96	17.951	2501@17.95	2000@17.98	---	---	800,593	2,127	14,371,630.18	6,632,089.20	16.28	20.56	65101015
309,544,087	1.00	0.33	0.7862	0.6621	22/04/2026	07/02/2024	---	ATHENS INTL AIRPORT (CR)	9.83	-1.50	€ 9.98	28/04/2026	10	9.82	10.1	9.83	9.895	293@9.83	189@9.84	---	2025	118,555	923	1,173,147.96	3,042,818.38	9.82	12	50206060
914,715,153	1.00	0.3643	0.4442	0.221	10/11/2025	29/08/2018	---	NATIONAL BANK (CR)	13.845	-0.07	€ 13.855	28/04/2026	14	13.845	14.135	13.845	13.914	500@13.84	1011@13.97	---	---	1,826,015	3,490	25,406,865.431	2,664,231.29	12.06	16.005	30101010
27,728,682	0.260	(0.06)	0.065	---	14/07/2025	24/07/2024	---	EKTER SA (CR)	4.375	1.98	# 4.29	28/04/2026	4.34	4.24	4.385	4.375	4.336	544@4.35	716@4.38	---	---	112,308	428	486,997.07	121,312.98	3.28	4.59	50101010
375,241,586	0.390	0.04	0.0901	---	26/06/2025	14/07/2006	---	ELVALHALCOR (CR)	4.02	2.81	# 3.91	28/04/2026	3.88	3.85	4.07	4.02	3.965	2450@4.02	50@4.03	---	---	188,208	766	746,311.33	1,508,471.18	3.21	5.07	55102015
348,192,005	0.040	---	---	0.5029	22/12/2025	24/03/2025	---	ELLAKTOR (CR)	1.34	-0.30	€ 1.3																	

Daily Official List

Year: 147 Trading Day No: 77

Section 2: Analytic Figures of Shares Transactions

Wednesday, 29 April, 2026

Number of Outstanding Securities	Nominal Value	Dividends [1]			Date of Last Coupon		Note	Shares	Closing price	% change	Previous closing price/date	Open price	Price min	Price max	Last price	Avg price	Last Bid [7]	Last Ask [7]	P/E after tax	Year	Volume	Trades	Transactions Value[8]	Company Mkt Value (thou. €)	Year low	Year high	Sector[4]	
2023	2024	2025	Dividend [2]	Right																								
63,700,000	0.780	0.2313	0.3139	---	02/05/2025	13/06/2018	---	GR. SARANTIS S.A. (CR)	14.4	0.42 #	14.34	28/04/2026	14.38	14.3	14.58	14.4	14.428	601@14.38	385@14.50	---	---	23,286	231	335,966.10	917,280.00	12.92	15.74	45201020
221,322,426	1.15	(0.1467)	(0.19)	---	23/06/2025	09/07/2025	---	OPTIMA BANK (CR)	9.06	0.67 #	9	28/04/2026	9	8.96	9.185	9.06	9.102	56@9.06	516@9.16	---	---	103,816	471	944,912.79	2,005,181.18	7.59	10.1	30101010
1,235,953,028	0.930	0.0632	---	---	10/07/2024	03/06/2025	---	PIRAEUS BANK (CR)	8.204	0.12 #	8.194	28/04/2026	8.28	8.15	8.28	8.204	8.208	277@8.20	301@8.21	---	---	2,513,051	3,404	20,626,739.34	10,139,758.64	6.53	8.99	30101010
Main Market - Medium Liquidity Class																												
13,126,020	0.660	0.1376	0.1713	---	16/12/2025	04/09/2020	---	AS COMPANY SA (CR)	4.35	-0.80 €	4.385	28/04/2026	4.35	4.33	4.36	4.35	4.345	200@4.32	1060@4.35	---	---	10,736	28	46,644.36	57,098.19	3.62	4.5	40401030
14,000,000	1.95	0.26	0.5	---	24/06/2025	26/03/2024	---	ALPHA REAL ESTATE (CR)	7.28	-0.27 €	7.3	28/04/2026	7.3	7.22	7.36	7.28	7.311	156@7.22	20@7.32	---	---	3,011	53	22,012.64	101,920.00	6.94	7.58	35101015
3,150,744	0.360	0.563	0.5842	---	27/05/2025	02/06/2020	---	ALPHA TRUST HOLDINGS (CR)	20	0.25 #	19.95	28/04/2026	19.85	19.85	20	20	19.924	200@19.85	366@20.00	---	---	1,184	9	23,590.00	63,014.88	11.9	20	30202010
243,164,193	0.300	0.07	0.07	---	12/09/2025	05/12/2023	---	ATTICA HOLDINGS (CR)	1.644	-2.26 €	1.682	28/04/2026	1.68	1.644	1.68	1.644	1.653	14@1.64	1513@1.65	---	---	4,168	36	6,891.07	399,761.93	1.5	2.06	40501015
178,157,803	0.040	---	---	---	01/07/2008	21/02/2020	---	AVE (CR)	0.442	-2.86 €	0.455	28/04/2026	0.454	0.442	0.458	0.442	0.454	3000@0.420	500@0.447	---	---	60,929	62	27,671.45	78,745.75	0.423	0.49	40301010
47,149,827	2.10	---	0.135	0.08	05/11/2025	27/12/2024	---	BRIQ PROPERTIES (CR)	3.07	0.99 #	3.04	28/04/2026	3.03	3.03	3.08	3.07	3.061	1000@3.02	5500@3.09	---	---	36,815	32	112,696.04	144,749.97	2.86	3.12	35102000
101,123,806	0.360	---	---	---	22/07/2010	28/06/2011	---	CENTRIC HOLDINGS (CR)	0.305	-1.61 €	0.31	28/04/2026	0.305	0.304	0.31	0.305	0.306	1220@0.304	1000@0.307	---	---	39,847	41	12,210.87	30,842.76	0.276	0.42	40203040
784,500	10.00	0.5008	0.4	0.15	02/12/2025	31/07/2018	---	CNL CAPITAL (CR)	6.75	---	6.75	28/04/2026	---	---	---	---	---	100@6.70	100@6.80	---	2025	---	---	---	5,295.38	6.3	7.6	30202010
10,567,700	0.300	---	---	---	06/10/2005	13/02/2002	---	CPI SA (CR)	0.497	5.52 #	0.471	28/04/2026	0.497	0.497	0.497	0.497	0.497	28@0.473	350@0.497	---	---	350	3	173.95	5,252.15	0.442	0.646	10102030
18,680,300	0.050	---	---	---	06/07/2022	---	---	DIMAND (CR)	13.1	-1.50 €	13.3	28/04/2026	13.3	13.1	13.3	13.1	13.167	600@13.05	439@13.10	---	---	10,371	61	136,557.80	244,711.93	10.95	13.5	35101010
15,333,480	0.100	---	0.04	---	07/07/2025	02/02/2026	---	E.I.N.S. (CR)	1.622	-2.29 €	1.66	28/04/2026	1.676	1.6	1.676	1.622	1.634	300@1.60	953@1.62	---	---	59,164	159	96,673.60	24,870.90	1.38	2.115	50205020
60,348,000	0.420	0.2504	0.3025	---	23/06/2025	04/08/2021	---	EURONEXT ATHENS (CR)	7.1	---	7.1	28/04/2026	7.17	7.01	7.18	7.1	7.097	4@7.08	500@7.10	---	---	3,054	41	21,673.72	428,470.80	5.72	7.43	30202015
121,168,897	0.040	---	---	---	07/07/2010	16/01/2024	5160	FRIGOGLASS SA (CR)	0.385	-5.87 €	0.409	28/04/2026	0.385	0.375	0.394	0.385	0.38	30@0.380	435@0.385	---	2024	32,834	38	12,478.74	46,650.03	0.291	0.5	50204000
56,003,921	1.55	---	---	---	30/08/1993	29/01/2026	---	IDEAL HOLDINGS (CR)	5.86	0.86 #	5.81	28/04/2026	5.79	5.77	5.86	5.86	5.804	239@5.82	135@5.86	---	---	15,262	106	88,581.73	328,182.98	5.3	6.71	10102030
4,740,000	0.860	---	---	---	14/03/2003	---	---	LOGISMOS S.A. (CR)	2.12	---	2.12	28/04/2026	---	---	---	---	---	250@2.04	1100@2.12	---	2025	---	---	---	10,048.80	1.96	2.58	10101015
17,120,280	0.940	0.12	0.3	---	26/05/2025	26/06/2023	---	LOULIS FOOD (CR)	3.74	2.19 #	3.66	28/04/2026	3.74	3.64	3.74	3.74	3.663	400@3.66	100@3.74	---	---	3,454	21	12,652.97	64,029.85	3.42	4.1	45102020
4,419,616	1.58	0.06	0.13	---	07/07/2025	04/03/2015	---	MEDICON S.A. (CR)	2.48	0.41 #	2.47	28/04/2026	2.48	2.48	2.48	2.48	2.48	170@2.39	500@2.48	---	---	500	1	1,240.00	10,960.65	2.32	2.75	20102010
468,700	2.8	2.4	---	---	12/06/2025	21/05/2004	---	MERMEREN KOMB. A.D. PR. (GDR)	32.2	---	32.2	28/04/2026	32.2	32.2	32.2	32.2	32.2	35@29.00	166@32.40	---	2025	24	1	772.80	15,092.14	31	36.2	55102000
10,500,000	0.950	0.15	0.25	---	04/07/2025	21/07/2023	---	MEVACO SA (CR)	8.64	-4.00 €	9	28/04/2026	8.6	8.4	8.76	8.64	8.56	100@8.58	144@8.64	---	2025	19,513	80	167,026.76	90,720.00	8.3	9.85	55102015
31,400,000	0.400	---	---	---	26/04/2007	10/05/2023	---	MIG (CR)	3.175	---	3.175	28/04/2026	3.14	3.14	3.18	3.175	3.173	50@3.16	116@3.18	---	---	1,779	44	5,645.32	99,695.00	2.82	3.85	30202000
153,908,095	0.870	0.0229	0.0248	---	11/09/2025	02/08/2024	---	ORILINA PROPERTIES REIC (CR)	0.812	0.49 #	0.808	28/04/2026	0.81	0.802	0.816	0.814	0.813	2997@0.802	2062@0.816	---	---	16,021	95	13,029.06	124,973.37	0.77	0.886	35102000
14,101,683	0.100	0.0526	0.1091	---	03/06/2025	02/11/2021	---	PERFORMANCE TECHNOLOGIES (CR)	8.8	-3.19 €	9.09	28/04/2026	9.09	8.8	9.12	8.8	8.965	648@8.80	200@8.97	---	---	8,723	71	78,205.92	124,094.81	6.62	9.16	10101010
107,222,688	0.440	0.22	0.3	---	23/06/2025	16/03/2022	---	QUEST HOLDINGS (CR)	7.03	-0.28 €	7.05	28/04/2026	7.01	6.97	7.04	7.03	7.005	18@7.01	209@7.03	---	---	14,584	98	102,154.61	753,775.50	6.07	7.22	10101010
30,703,824	0.400	0.04	0.0509	---	19/08/2025	06/08/2021	---	REAL CONSULTING (CR)	6.42	---	6.42	28/04/2026	6.46	6.32	6.48	6.42	6.412	97@6.36	1200@6.38	---	---	7,969	37	51,098.82	197,118.55	4.95	6.7	10101010
6,456,530	1.08	0.16	0.15	---	21/07/2025	02/08/2010	---	SPACE HELLAS SA (CR)	6.54	-4.11 €	6.82	28/04/2026	6.94	6.5	6.94	6.54	6.645	4@6.54	250@6.62	---	---	6,454	71	42,884.26	42,225.71	5.92	8.48	15101010
121,132,042	1.60	0.08	0.1	0.0651	30/12/2025	10/11/2023	---	TRADE ESTATES REIC (CR)	1.984	0.92 #	1.966	28/04/2026	1.964	1.96	1.986	1.978	1.977	523@1.98	2550@1.99	---	---	90,764	49	179,473.83	240,325.97	1.81	2.02	35102045
17,513,933	0.300	---	---	---	16/11/1992	09/10/2025	---	UNIBIOS (CR)	2.56	-3.76 €	2.66	28/04/2026	2.68	2.555	2.68	2.56	2.588	1440@2.56	304@2.60	---	---	14,400	58	37,261.59	44,835.67	2.13	2.97	50204000
37,975,800	0.600	---	---	---	10/09/2019	01/04/2026	---	YKNOT (CR)	1.11	3.26 #	1.075	28/04/2026	0.988	0.98	1.135	1.11	1.027	10000@1.09	66150@1.12	---	---	3,060,169	1,664	3,143,375.83	42,153.14	0.7326	1.7394	40501015
32,413,681	0.370	---	---	---	15/07/2009	11/05/2000	---	ALUMIL (CR)	6.04	0.67 #	6	28/04/2026	6.15	5.97	6.2	6.04	6.092	250@5.94	697@6.04	---	---	31,714	382	193,211.84	195,778.63	5	6.88	55102035
3,734,164	3.44	0.4954	0.5896	---	14/10/2025	19/07/2022	---	ANDROMEDA SA (CR)	8.42	0.24 #	8.4	28/04/2026	8.42	8.36	8.46	8.42	8.431	10@8.42	135@8.44	---	2025	6,273	35	52,889.00	31,441.66	7.58	9.1	30204000
23,986,500	1.00	---	---	---	26/06/2009	25/08/2025	---	BIOKARPET S.A.(CR)	1.692	-1.97 €	1.726	28/04/2026	1.69	1.67	1.726	1.692	1.692	149@1.68	800@1.71	---	---	14,357	53	24,296.38	40,585.16	1.45	2.06	50101035
6,325,000	0.600	0.145	0.07	---	28/07/2025	17/02/2014	---	VOYATZOGLOU (CR)	2.04	-0.49 €	2.05	28/04/2026	2.03	2.03	2.04	2.04	2.037	49@2.03	124@2.04	---	---	827	12	1,684.57	12,903.00	1.96	2.44	50205010
24,060,000	0.300	0.075	0.075	---	17/06/2025	01/07/2019	---	GEN. COMMERCIAL & IND.SA (CR)	2.37	---	2.37	28/04/2026	2.37	2.37	2.37	2.37	2.37	150@2.27	199@2.34	---	2025	1	1	2.37	57,022.20			

Daily Official List

Year: 147 Trading Day No: 77

Section 2: Analytic Figures of Shares Transactions

Wednesday, 29 April, 2026

Number of Outstanding Securities	Nominal Value	Dividends [1]			Date of Last Coupon		Note	Shares	Closing price	% change	Previous closing price/date	Open price	Price min	Price max	Last price	Avg price	Last Bid [7]	Last Ask [7]	P/E after tax	Year	Volume	Trades	Transactions Value[8]	Company Mkt Value (thou. €)	Year low	Year high	Sector[4]	
		2023	2024	2025	Dividend [2]	Right																						
34,720,000	0.310	---	---	---	16/06/2010	01/08/2007	---	DROMEAS SA (CR)	0.327	-3.82	€ 0.34	28/04/2026	0.327	0.324	0.338	0.333	0.326	455@0.325	143@0.333	---	---	2,568	8	838.40	11,353.44	0.308	0.39	40202015
13,673,200	0.420	0.05	0.05	---	19/08/2025	26/07/2001	---	EVROFARMA (CR)	3.54	-1.94	€ 3.61	28/04/2026	3.6	3.53	3.6	3.54	3.533	20@3.52	17@3.60	---	---	1,537	18	5,429.82	48,403.13	3.02	4.07	45102020
18,146,007	1.00	---	---	---	23/08/2023	10/09/2010	---	ELASTRON (CR)	2.28	-2.98	€ 2.35	28/04/2026	2.3	2.28	2.32	2.28	2.288	300@2.27	139@2.32	---	---	2,652	29	6,068.88	41,372.90	2.02	2.65	55102010
23,828,130	0.500	0.108	0.1366	---	14/07/2025	17/02/2009	---	ELINOIL S.A. (CR)	2.25	-0.44	€ 2.26	28/04/2026	2.21	2.2	2.25	2.25	2.203	1503@2.20	999@2.25	---	---	3,821	22	8,418.16	53,613.29	2.11	2.59	60101020
19,864,886	5.60	0.672	0.672	0.672	23/04/2026	02/07/2008	---	BANK OF GREECE (CR)	14.9	0.34	# 14.85	28/04/2026	14.8	14.8	14.95	14.9	14.885	20@14.85	60@14.90	---	2025	2,739	33	40,770.70	295,986.80	14.8	17.5	30101010
26,730,187	0.520	---	0.07	---	09/07/2025	01/08/2017	---	ELTON SA (CR)	1.77	0.57	# 1.76	28/04/2026	1.77	1.75	1.77	1.77	1.757	115@1.74	333@1.77	---	---	10,613	34	18,651.12	47,312.43	1.62	2.22	50205010
36,300,000	1.12	0.0276	0.055	---	01/07/2025	12/12/2007	---	THESSALONIKA WATER & SEWERAGE	3.935	-0.88	€ 3.97	28/04/2026	3.98	3.905	3.98	3.935	3.958	276@3.94	3464@3.97	---	---	18,929	97	74,917.71	142,840.50	3.4	4.02	65102030
143,352,325	0.260	---	---	---	29/08/2022	28/04/2025	---	EVROPI HOLDINGS S.A. (CR)	1.864	-1.48	€ 1.892	28/04/2026	1.9	1.85	1.9	1.864	1.87	223@1.86	500@1.88	---	---	35,305	59	66,016.53	267,208.73	1.77	2.34	30302025
86,735,980	0.310	0.02	---	---	22/07/2024	07/09/2023	---	ATHENS MEDICAL CENTER SA (CR)	1.93	-0.77	€ 1.945	28/04/2026	1.975	1.9	1.975	1.93	1.921	1000@1.89	145@1.93	---	---	7,943	57	15,255.66	167,400.44	1.565	2.07	20101010
114,320,400	0.100	---	---	---	26/11/2021	05/08/2019	---	IKTINOS HELLAS SA (CR)	0.32	-2.88	€ 0.3295	28/04/2026	0.3345	0.317	0.3345	0.32	0.321	10000@0.317	8108@0.320	---	---	107,300	99	34,483.52	36,582.53	0.302	0.4535	50101035
14,111,198	0.450	(0.0133)	0.07	---	31/07/2025	09/01/2025	---	ILYDA S.A. (CR)	4.45	-4.30	€ 4.65	28/04/2026	4.65	4.45	4.65	4.45	4.495	140@4.43	1037@4.50	---	2025	28,599	148	128,559.25	62,794.83	3.74	5.52	10101015
3,417,600	0.100	0.016	---	---	04/07/2024	02/04/2024	---	INTERWOOD-XYLEMPORIA (PR)	0.484	0.83	# 0.48	28/04/2026	0.484	0.484	0.484	0.484	0.484	300@0.438	475@0.484	---	---	15	2	7.26	13,825.98	0.4	0.76	50101020
45,417,399	0.100	---	---	---	25/07/2008	02/04/2024	---	INTERWOOD-XYLEMPORIA (CR)	0.268	1.90	# 0.263	28/04/2026	0.266	0.26	0.27	0.268	0.264	4500@0.259	339@0.268	---	---	29,341	27	7,751.38	13,825.98	0.201	0.274	50101020
18,567,912	0.590	0.16	0.201	---	02/07/2025	26/01/2021	---	INTERLIFE G.C.I.(CR)	6.7	-2.90	€ 6.9	28/04/2026	6.84	6.6	6.84	6.7	6.71	7@6.64	499@6.70	---	2025	6,241	42	41,875.34	124,405.01	5.56	7	30302025
8,424,900	0.500	---	---	---	12/07/2010	04/07/2019	---	INTERTECH SA (CR)	1.575	-0.32	€ 1.58	28/04/2026	1.58	1.55	1.59	1.575	1.573	170@1.56	298@1.59	---	2025	9,173	17	14,432.94	13,269.22	0.99	1.615	50205010
2,760,000	11.83	12.4	14	---	30/05/2025	16/07/1990	---	KARELIA (CR)	394	0.77	# 391	28/04/2026	392	389	397	389	393.694	22@391.00	3@396.00	---	---	160	26	62,991.00	1,087,440.00	354	414	45103010
19,804,134	0.150	---	---	---	01/07/2004	06/11/2017	---	KEKROPS SA (CR)	1.68	0.60	# 1.67	28/04/2026	1.64	1.61	1.68	1.68	1.641	15000@1.63	199@1.68	---	2024	7,766	36	12,743.44	33,270.95	1.53	2.35	35101010
11,510,102	0.890	---	---	---	24/06/2005	06/10/1999	---	NAFPAKTOS TEXTILE (CR)	1.265	---	~ 1.265	28/04/2026	1.285	1.235	1.285	1.265	1.248	600@1.23	1080@1.26	---	---	1,378	11	1,719.32	14,560.28	1.225	1.69	55101020
21,224,340	0.420	---	---	---	06/09/2022	25/04/2006	---	KORDELLOS BROS SA (CR)	0.428	-2.73	€ 0.44	28/04/2026	0.442	0.428	0.445	0.428	0.438	69@0.428	142@0.445	---	2024	3,253	21	1,425.66	9,084.02	0.366	0.554	55102010
33,065,136	0.380	0.3506	0.4007	---	21/08/2025	16/09/2013	---	KRI-KRI S.A. (CR)	24.75	2.27	# 24.2	28/04/2026	24	24	24.75	24.75	24.346	198@24.30	78@24.75	---	2025	16,191	100	394,188.75	818,362.12	19.18	24.75	45102020
6,200,000	0.500	---	---	---	22/06/2010	01/11/1995	---	MINERVA KNITWEAR (CR)	0.595	-2.46	€ 0.61	28/04/2026	0.6	0.59	0.6	0.6	0.593	250@0.580	96@0.600	---	---	458	5	271.76	3,689.00	0.473	0.772	40204020
5,939,268	0.620	---	---	---	10/07/2003	03/01/2002	---	LANAKAM SA (CR)	1.27	-0.78	€ 1.28	28/04/2026	1.28	1.255	1.3	1.27	1.266	100@1.22	96@1.27	---	---	2,703	17	3,422.70	7,542.87	0.96	1.465	40401020
9,819,370	0.500	---	---	---	14/08/2007	09/01/2004	---	MATHIOS REFRACTORY SA (CR)	0.775	4.73	# 0.74	28/04/2026	0.73	0.72	0.775	0.775	0.741	---	33@0.775	---	---	2,787	24	2,064.14	7,610.01	0.59	0.97	55101000
30,150,000	0.360	0.122	0.1335	---	17/06/2025	25/04/2019	---	MOTODYNAMICS S.A. (CR)	2.62	---	~ 2.62	28/04/2026	2.6	2.6	2.62	2.62	2.617	60@2.52	400@2.63	---	---	15,660	41	40,988.22	78,993.00	2.23	2.7	40401030
126,431,958	2.50	0.025	0.043	---	03/06/2025	05/06/2024	---	NOVAL PROPERTY REIC (CR)	2.61	---	~ 2.61	28/04/2026	2.63	2.61	2.63	2.61	2.613	752@2.61	100@2.64	---	2025	3,750	15	9,799.38	329,987.41	2.51	2.92	35102045
10,080,000	3.00	1.3	2	---	16/05/2025	27/08/2001	---	TPA SA (CR)	38.8	-0.26	€ 38.9	28/04/2026	38.5	38.3	39	38.8	38.824	10@38.30	3@38.80	---	---	705	21	27,370.90	391,104.00	33.2	39.2	50206060
25,000,000	2.00	1.336	1.92	---	04/08/2025	08/08/2003	---	P.P.A. S.A. (CR)	38.35	0.39	# 38.2	28/04/2026	38.15	38	38.9	38.35	38.351	20@38.25	13@38.95	---	2025	1,179	51	45,215.55	958,750.00	35.4	41.1	50206060
68,926,799	0.240	---	---	---	07/07/2023	---	---	ONYX TOURISTIKI S.A. (CR)	1.448	-0.41	€ 1.454	28/04/2026	1.46	1.424	1.46	1.448	1.447	400@1.43	1000@1.45	---	---	57,902	109	83,771.78	99,806.00	1.33	2.22	40401020
4,971,466	1.46	---	---	---	04/07/2007	08/10/2003	---	PAIRIS SA (CR)	0.832	1.71	# 0.818	28/04/2026	0.818	0.764	0.834	0.832	0.805	90@0.790	261@0.832	---	---	1,743	28	1,403.33	4,136.26	0.6	0.984	50203030
27,098,594	0.540	0.0702	0.0605	0.0909	21/04/2026	14/01/2021	---	PAPOUTSANIS (CR)	3.64	-1.09	€ 3.68	28/04/2026	3.7	3.61	3.7	3.64	3.677	6@3.61	23@3.64	---	2025	2,165	27	7,960.61	98,638.88	3.32	4.06	45201020
7,070,400	0.930	0.8645	0.3242	---	11/07/2025	06/05/2016	---	PETROPOULOS PETROS (CR)	8.3	-0.48	€ 8.34	28/04/2026	8.38	8.3	8.38	8.3	8.353	974@8.30	30@8.38	---	---	2,236	12	18,677.60	58,684.32	7.58	8.98	50206015
43,741,452	0.660	0.2388	0.2391	0.07	19/01/2026	01/11/1999	---	THRACE PLASTICS SA (CR)	4.14	-0.12	€ 4.145	28/04/2026	4.16	4.095	4.17	4.14	4.132	500@4.11	493@4.14	---	---	16,241	104	67,100.58	181,089.61	3.55	4.535	50203015
24,319,250	0.300	---	---	---	09/07/2002	04/07/2007	5165	PROODEFTIKH SA (CR)	0.29	-0.69	€ 0.292	28/04/2026	0.282	0.281	0.29	0.29	0.285	1000@0.286	2886@0.290	---	---	43,328	36	12,360.39	7,052.58	0.281	0.5	50101010
21,912,599	0.300	0.0485	0.0483	---	29/04/2025	23/02/2007	---	REVOIL (CR)	1.605	-0.31	€ 1.61	28/04/2026	1.61	1.575	1.61	1.605	1.6	750@1.59	400@1.61	---	---	11,073	61	17,716.03	35,169.72	1.535	1.86	60101020
13,582,223	1.35	---	---	---	24/06/2008	02/02/2016	---	SIDMA STEEL (CR)	1.59	1.92	# 1.56	28/04/2026	1.585	1.58	1.59	1.585	1.584	10@1.59	779@1.59	---	---	1,461	10	2,313.59	21,595.73	1.455	2.12	55102010
40,693,350	5.00	---	---	---	03/07/2006	26/05/2015	---	TECHNICAL OLYMPIC SA (CR)	2.42	0.41	# 2.41	28/04/2026	2.39	2.39	2.42	2.42	2.398											

Number of Outstanding Securities	Nominal Value	Dividends [1]			Date of Last Coupon		Note	Shares	Closing price	% change	Previous closing price/date	Open price	Price min	Price max	Last price	Avg price	Last Bid [7]	Last Ask [7]	P/E after tax	Year	Volume	Trades	Transactions Value[8]	Company Mkt Value (thou. €)	Year low	Year high	Sector[4]		
8,340,750	1.16	---	---	---	25/06/2009	17/09/2018	---	HAIDEMENOS SA (CR)	0.72	---	0.72	28/04/2026	---	---	---	---	100@0.710	122@0.745	---	2025	---	---	---	6,005.34	0.65	0.845	50205030		
Main Market - Low Liquidity Class																													
11,943,624	0.540	0.15	0.165	---	01/07/2025	30/08/2019	---	FLEXOPACK SA (CR)	7.95	---	7.95	28/04/2026	7.95	7.95	7.95	7.95	200@7.70	4@7.95	---	---	---	1	1	7.95	94,951.81	7.4	8.6	50203030	
244,737,498	0.500	0.02	0.03	0.04	26/03/2026	28/12/2023	---	TRASTOR REAL EST. INV. CO.(CR)	1.26	---	1.26	28/04/2026	1.24	1.235	1.24	1.235	225@1.23	388@1.24	---	2025	262	3	323.63	308,369.25	1.15	1.38	35102000		
15,300,000	0.300	---	0.01	---	09/10/2025	13/12/1999	---	ATTICA PUBLICATIONS SA (CR)	1.355	---	1.355	28/04/2026	---	---	---	---	58@1.38	150@1.37	---	---	---	---	---	20,731.50	1.17	1.44	40301030		
18,810,000	0.400	0.0381	0.0591	---	20/10/2025	14/11/2007	---	VARVERIS - MODA BAGNO SA (CR)	6.62	---	6.62	28/04/2026	6.6	6.6	6.62	6.613	155@6.34	25@6.60	---	---	220	6	1,454.80	124,522.20	5.16	6.78	40401025		
3,307,500	0.210	0.4	0.4	---	23/10/2025	30/11/2022	---	ELVE SA (CR)	5.35	---	5.35	28/04/2026	5.2	5.2	5.2	5.2	56@5.20	16@5.35	---	2024	17	2	88.40	17,695.13	5	5.8	40204020		
21,364,000	1.12	---	---	---	21/08/2023	08/03/2023	---	LAMPSA HOTEL SA (CR)	47.6	---	47.6	28/04/2026	---	---	---	---	79@47.60	50@48.40	---	---	---	---	---	1,016,926.40	42.2	48.4	40501025		
38,566,614	0.500	---	---	---	21/07/2008	07/07/2025	---	MOUZAKIS (CR)	0.54	---	0.54	28/04/2026	0.585	0.51	0.585	0.51	0.512	500@0.520	50@0.575	---	---	1,266	4	648.36	20,825.97	0.505	0.69	55101020	
42,500,000	1.00	0.0383	0.0538	0.1673	21/11/2025	13/09/2023	---	MPL KEDROS (CR)	4.37	---	4.37	28/04/2026	4.37	4.37	4.37	4.37	150@4.37	100@4.38	---	---	1,000	9	4,370.00	185,725.00	4.23	4.41	35102000		
6,340,000	0.600	0.2	0.23	0.23	09/12/2025	11/01/2024	---	NAKAS MUSIC	3.38	---	3.38	28/04/2026	3.36	3.36	3.42	3.38	3.383	55@3.36	20@3.42	---	---	424	12	1,434.38	21,429.20	3.24	3.92	40401030	
27,379,200	0.980	0.5001	0.52	---	25/08/2025	29/08/2022	---	CRETE PLASTICS SA (CR)	14.3	0.70	#	14.2	28/04/2026	14.4	14.3	14.4	14.3	14.327	30@14.30	100@14.60	---	---	368	9	5,272.20	391,522.56	13.2	15.9	50203015
255,494,534	2.71	0.247	0.705	0.216	15/12/2025	30/09/2021	---	PRODEA (CR)	5.7	-0.87	€	5.75	28/04/2026	5.75	5.6	5.75	5.7	5.703	600@5.65	934@5.75	---	---	14,072	54	80,250.45	1,456,318.84	5.2	6.5	35102000
4,181,450	0.500	---	---	---	21/08/2000	05/03/2002	---	FLOUR MILLS SARANTOPOULOS SA	1.56	---	1.56	28/04/2026	1.56	1.56	1.56	1.56	---	925@1.70	---	---	---	638	2	995.28	6,523.06	1.12	1.7	45102020	

Exchange Traded Funds (ETFs)

1,380,078	---	---	---	---	15/06/2016	---	---	ALPHA ETF FTSE Athex Large Cap	56.35	-0.72	€	56.76	28/04/2026	57.09	56.34	57.1	56.35	56.567	3@56.37	10@58.00	---	---	4,456	110	252,062.14	---	51.03	66.71	12003
-----------	-----	-----	-----	-----	------------	-----	-----	--------------------------------	-------	-------	---	-------	------------	-------	-------	------	-------	--------	---------	----------	-----	-----	-------	-----	------------	-----	-------	-------	-------

Surveillance

8,321,682	0.670	---	---	---	17/08/2007	23/11/1999	---	N. LEVENTERIS (CR)	0.278	---	0.278	28/04/2026	---	---	---	---	---	---	4500@0.278	---	2024	---	---	---	2,708.80	0.252	0.32	55102010
2,160,524	0.670	---	---	---	03/12/2018	23/11/1999	---	N. LEVENTERIS (PR)	0.183	---	0.183	28/04/2026	---	---	---	---	---	---	2000@0.190	---	2024	---	---	---	2,708.80	0.165	0.2	55102010

Suspension Status

13,191,620	0.620	---	---	---	04/08/2010	09/09/2002	5232	YALCO - CONSTANTINOU (CR)	0.16	---	0.16	30/05/2025	---	---	---	---	---	---	26032@0.162	---	---	---	---	---	2,110.66	0.16	0.16	40202020
17,579,754	4.16	---	---	---	18/08/2006	02/08/2010	---	BIOTER SA (CR)	0.206	---	0.206	30/05/2025	---	---	---	---	---	---	---	---	---	---	---	---	3,621.43	0.206	0.206	50101010
3,961,300	1.28	---	---	---	29/06/2004	03/08/2000	5248	DUROS SA (CR)	0.25	---	0.25	24/04/2023	---	---	---	---	---	---	---	---	---	---	---	---	990.33	0.25	0.25	40204020
15,842,391	1.51	---	---	---	15/07/2009	12/05/2000	5141	BITROS HOLDING SA (CR)	0.51	---	0.51	30/05/2025	---	---	---	---	---	---	---	---	---	---	---	---	8,079.62	0.51	0.51	55102010
28,438,268	0.070	---	---	---	21/08/2006	24/11/1999	5253	SPIROY AGRICULTURE SA (CR)	0.138	---	0.138	30/05/2025	---	---	---	---	---	---	---	---	---	---	---	---	3,924.48	0.138	0.138	45102010

Shares' Notes

Code	Note text
()	- Adjusted dividends.
*	- Last adjusted closing price.
[1]	- Net dividends.
[2]	- The "Date of Last Coupon" for New listings refers to the date company's stocks started to trade in Athex
[3]	- The Company Market Value is referred to the number of outstanding shares
[4]	- Sectors codification can be found in Appendix A
[5]	- The Market Value refers to the total number of shares listed (including their several classes) in the exchange by the company.
[6]	- P/E greater than 100
[7]	- Last view of the Order Book before the end of the trading session
[8]	- All Blocks Methods' Transactions Value are included.
5141	- Transfer to the Surveillance Category as of 10/05/2017.
5160	- Transfer to the Surveillance Category as of 15/04/2016.
5165	- Transfer to the Surveillance Category as of 15/02/2018.
5193	- Transfer to the Surveillance Category as of 25/10/2018.
5232	- Transfer to the Under Surveillance Category from 08/04/2011.
5248	- Transfer to the Surveillance Category as of 06/09/20116.
5253	- Transfer to the Surveillance Category as of 14/5/2021.

Securities Blocks Details

Securities	Block Volume	Price	Block Trade Value	Time of approval	Note
NATIONAL BANK (CR)	35,000	14.07	492,450.00	10:40:28	20
Y/KNOT (CR)	180,000	0.800	144,000.00	10:41:21	20
NATIONAL BANK (CR)	50,000	14.00	700,000.00	10:51:13	20
Y/KNOT (CR)	37,500	0.800	30,000.00	10:57:06	20
Y/KNOT (CR)	37,500	0.800	30,000.00	10:57:39	20
NATIONAL BANK (CR)	135,522	13.94	1,888,499.07	10:57:57	20
Y/KNOT (CR)	50,000	0.800	40,000.00	10:58:19	20
Y/KNOT (CR)	45,700	0.800	36,560.00	10:58:48	20
OTE (CR)	175,000	18.34	3,209,500.00	11:12:52	20
OTE (CR)	125,000	18.22	2,277,500.00	11:15:20	20
AKTOR S.A. HOLDING CO. (CR)	12,029	11.09	133,417.25	11:17:43	14
CENERGY HOLDINGS (CB)	9,100	22.16	201,656.00	11:58:16	20
KRI-KRI S.A. (CR)	4,000	24.35	97,400.00	12:42:35	20
PPC (CR)	33,500	18.00	603,000.00	12:51:06	20
PIRAEUS BANK (CR)	250,000	8.21	2,053,000.00	13:27:28	20
PPC (CR)	81,771	17.95	1,467,789.45	14:34:13	20
PPC (CR)	100,062	17.94	1,795,112.28	14:51:40	20
PIRAEUS BANK (CR)	250,000	8.21	2,053,000.00	14:56:13	20
PPC (CR)	23,849	17.92	427,374.08	15:16:42	20
OPTIMA BANK (CR)	34,686	9.18	318,417.48	15:48:20	20
PIRAEUS BANK (CR)	500,000	8.21	4,106,000.00	15:53:58	20
NATIONAL BANK (CR)	115,000	13.90	1,598,500.00	16:47:53	20
NATIONAL BANK (CR)	68,245	13.98	953,723.88	16:58:14	20

Blocks Notes

9 - Method 6-1 / Special Fees

10 - Method 6-1 / Special Fees, SDS

14 - Method 6-3 / Settlement, Incomplete Buy and Sell

18 - Method 6-2 / SPOT 1

19 - Method 6-2 / SPOT 2

20 - Method 6-1 and Method 6-1 Same Day Settlement

21 - Other Pre-agreed

Shares Rights Details

Occured date	Exercise from	Exercise until	Trading until	Rights	Price min	Price max	Closing price	Last Bid	Last Ask	Volume	Trades	Transactions Value
--------------	---------------	----------------	---------------	--------	-----------	-----------	---------------	----------	----------	--------	--------	--------------------

No Rights Transactions.

Forced Sales Details

Securities	Category of Security	Transactions Volume	Number of Trades	Transactions Value	Note
------------	----------------------	------------------------	---------------------	-----------------------	------

No Forced Transactions.

Forced Sales Notes

- 1 - Compulsory Public Forced Sales
- 2 - Forced Sales of Fixed Registered Shares
- 3 - Forced Sales of Remaining Fractional Shares

Exchange Traded Funds (ETFs) Characteristics

	Transactions Date (T)	Creation / Redemption	Units (T-1)	New Units (T-1)	Redemption Units (T-1)	Units (T) [1]	Fund Assets [2]	Net Unit Price	Dividend per Unit	Dividend Date
ALPHA ETF FTSE Athex Large Cap	29/04/2026	5,000	1,380,078	---	---	1,380,078	77,803,870.00	56.3764	1.15	01/07/2025

ETFs Notes

[1] - Units (T) = Units (T-1) + New Units (T-1) - Redemption Units (T-1)

[2] - The Creation / Redemption Units of T-1 are included.

Non Convertible Corporate Bonds - Regulated Market

Num Listed Bonds	Nominal price	Issue price	Today's Rate	Exp. Date	Duration (years)	Note	Coupon		Trading Unit	Corporate Bonds	Accrued Int.	Yield.T.Mat	Price min	Price max	Closing price	Previous closing price/date	Volume	Transactions Value	Last order		ear min	Year max		
							Common	Preferred											Price	Buy / Sell			Date	
250,000	1,000.00	1,000.00	3.75	25/02/2033	7	---	1	---	1	CAPITAL CLEAN ENERGY CARRIERS CORP. (Non Convert)	7.0833	3.9630	98.7000	99.0000	98.7000	98.7000	28/04/2026	109,000	108,364.08	98.6000	B	29/04/2026	95.0002	99.9895
320,000	1,000.00	1,000.00	3.40	21/07/2027	7	---	12	---	1	LAMDA DEVELOPMENT S.A. (Non Convertible)	9.7278	3.2700	99.3200	99.4500	99.3769	99.7500	28/04/2026	102,000	102,356.63	99.4500	B	29/04/2026	97.5000	100.0000
200,000	1,000.00	1,000.00	1.90	23/03/2028	7	---	11	---	1	MOTOR OIL CORINTH REFINERIES SA (Non Convertible)	2.2167	3.2320	96.8500	97.2000	97.0065	97.2300	28/04/2026	52,000	50,558.67	97.0000	B	29/04/2026	96.7000	98.0000
150,000	1,000.00	1,000.00	2.60	22/10/2026	7	---	14	---	1	TERNA ENERGY FINANCE S.A. (Non Convertible)	0.8667	3.3770	99.3200	99.3500	99.3468	99.3300	28/04/2026	19,000	18,892.37	99.3600	B	29/04/2026	98.4189	99.7794
100,000	1,000.00	1,000.00	2.80	25/01/2027	5	---	9	---	1	PREMIA S.A. (Non Convertible)	7.6222	3.7160	---	---	---	99.0000	27/04/2026	---	---	99.0700	B	29/04/2026	97.7000	99.5000
500,000	1,000.00	1,000.00	4.00	10/07/2030	7	---	6	---	1	METLEN ENERGY & METALS S.A. (Non Convertible)	12.4444	3.8370	98.5000	99.7900	98.9989	99.7700	28/04/2026	1,166,000	1,166,857.69	98.9000	B	29/04/2026	98.3000	101.4000
99,697	1,000.00	1,000.00	5.50	15/12/2028	5	---	5	---	1	IDEAL HOLDINGS S.A. (Non Convertible)	21.3889	3.6940	102.5500	103.2000	103.2000	103.0000	28/04/2026	34,000	35,642.72	102.9000	B	29/04/2026	101.4645	104.1000
500,000	1,000.00	1,000.00	3.80	18/11/2032	7	---	1	---	1	LAMDA DEVELOPMENT S.A. (Non convertible)	17.6278	3.9350	98.2000	99.1000	98.9328	99.0000	28/04/2026	67,000	67,466.06	98.4000	B	29/04/2026	96.7229	99.9999
140,000	1,000.00	1,000.00	4.70	15/12/2030	5	---	1	---	1	AKTOR S.A. (Non convertible)	18.2778	3.9250	102.2100	102.9800	102.8000	102.7810	28/04/2026	46,000	48,139.07	102.2100	B	29/04/2026	100.6000	103.4900
500,000	1,000.00	1,000.00	2.75	03/07/2027	7	---	12	---	1	GEK TERNA S.A. (Non Convertible)	9.0903	3.2140	98.8000	98.9400	98.8659	98.9440	28/04/2026	196,000	195,558.89	98.8000	B	29/04/2026	97.7500	99.5000
150,000	1,000.00	1,000.00	4.10	08/04/2033	7	---	1	---	1	PREMIA REIC (Non Convertible)	2.9611	4.1100	99.8000	99.9000	99.8909	100.0000	28/04/2026	33,000	33,061.72	98.8500	B	29/04/2026	98.8220	100.3700
250,000	1,000.00	1,000.00	3.70	04/07/2032	7	---	2	---	1	AEGEAN AIRLINES S.A. (Non Convertible)	12.2306	3.7810	97.7001	99.5500	99.0000	99.7500	28/04/2026	140,000	139,062.74	98.6700	B	29/04/2026	98.0875	102.0999
300,000	1,000.00	1,000.00	2.30	20/07/2028	7	---	10	---	1	PRODEA REIC S.A.(Non Convertible)	6.6444	2.5330	98.6000	98.9000	98.9000	98.9000	28/04/2026	70,000	69,532.46	98.7500	B	29/04/2026	95.0000	99.9510
250,000	1,000.00	1,000.00	2.45	16/11/2028	7	---	9	---	1	ELVALHALCOR S.A. (Non Convertible)	11.4333	3.4960	96.0101	97.0000	96.5985	96.8000	28/04/2026	61,000	59,622.53	96.0510	B	29/04/2026	94.9873	99.0000
120,000	1,000.00	1,000.00	2.65	06/12/2028	7	---	9	---	1	NOVAL PROPERTY REIC (Non Convertible)	10.8208	3.5360	96.7900	97.0000	96.8479	96.8000	28/04/2026	29,000	28,399.70	96.2000	B	29/04/2026	95.0000	99.9900
300,000	1,000.00	1,000.00	2.30	14/12/2028	7	---	9	---	1	GEK TERNA S.A. (Non Convertible)	8.9444	3.5220	95.6000	97.0000	96.1455	96.7000	28/04/2026	49,000	47,549.58	96.0000	B	29/04/2026	95.0000	97.2100
100,000	1,000.00	1,000.00	2.95	11/02/2027	5	---	9	---	1	SAFE BULKERS PARTICIPATIONS PLC (Non Convertible)	6.7194	3.4010	99.2000	99.6500	99.3150	99.4860	28/04/2026	20,000	19,997.39	99.2100	B	29/04/2026	97.8500	99.9201
100,000	1,000.00	1,000.00	4.40	26/07/2029	7	---	8	---	1	CPLP SHIPPING HOLDINGS PLC (Non Convertible)	11.9778	3.5350	100.0000	100.8000	100.8000	100.6140	28/04/2026	73,000	74,208.39	100.5000	B	29/04/2026	100.1928	102.8500
200,000	1,000.00	1,000.00	4.25	23/01/2029	5	---	5	---	1	AUTOHELLAS S.A. (Non Convertible)	11.9236	3.7080	99.8000	100.4798	100.4532	100.4790	28/04/2026	46,000	46,690.45	99.8001	B	29/04/2026	99.5000	102.0000

Corporate Bonds Notes

Transactions Volume = (Pieces) * (Nominal Price). Transactions Value = (Pieces) * (Nominal Price) * (price %) + (Accrued interest).

The price of a Bond is stated as a percentage (%) of Bond's Nominal Price.

Nominal Price in Euros (€), except if it is noted differently.

Non Convertible Corporate Bonds - Regulated Market

Num Listed Bonds	Nominal price	Issue price	Today's Rate	Exp. Date	Duration (years)	Note	Coupon		Trading Unit	Corporate Bonds	Accrued Int.	Yield.T.Mat	Price min	Price max	Closing price	Previous closing price/date	Volume	Transactions Value	Last order			ear min	Year max	
							Common	Preferred											Price	Buy / Sell	Date			
130,000	1,000.00	1,000.00	6.00	27/02/2029	5	---	5	---	1	INTRALOT S.A. (Non Convertible)	11.0000	4.1650	102.3101	103.3000	103.3000	103.5680	28/04/2026	5,000	5,180.40	102.3302	B	29/04/2026	101.0000	104.5000
500,000	1,000.00	1,000.00	3.20	29/09/2032	7	---	2	---	1	GEK TERNA S.A. (Non Convertible)	3.1111	3.8120	96.0000	97.7899	96.4333	97.5990	28/04/2026	137,000	132,221.13	96.0003	B	29/04/2026	94.0000	99.3790

Corporate Bonds Notes

Transactions Volume = (Pieces) * (Nominal Price). Transactions Value = (Pieces) * (Nominal Price) * (price %) + (Accrued interest).

The price of a Bond is stated as a percentage (%) of Bond's Nominal Price.

Nominal Price in Euros (€), except if it is noted differently.

Government Bonds

Number Listed Bonds	Nominal price	Today's Rate	Accrued Interest Calc	Exp. Date [1]	Duration (years)	Note	Coupons Date	Curr. coupon value	Trading Unit	Government Bonds	Price min	Price max	Closing price	Previous closing price/date	Volume	Transactions Value	Price	Last order Buy / Sell	Date
4,000,000	1,000.00	4.13	Actual/Actual	15/06/2054	30	---	15/06	4.13	1	GGB-FXD-150654-30Y-4.125-1.000	---	---	---	---	---	---	---	---	---
4,700,000	1,000.00	1.88	Actual/Actual	04/02/2035	15	---	04/02	1.88	1	GGB-FXD-040235-15Y-1.875-1.000	---	---	---	---	---	---	---	---	---
6,000,000	1,000.00	0.75	Actual/Actual	18/06/2031	10	---	18/06	0.75	1	GGB-FXD-180631-10Y-0.750-1.000	---	---	---	---	---	---	---	---	---
3,600,000	1,000.00	3.88	Actual/Actual	15/06/2028	5	---	15/06	3.88	1	GGB-FXD-150628-05Y-3.875-1.000	---	---	---	---	---	---	---	---	---
5,962,747,327	1.00	3.75	Actual/Actual	30/01/2028	10	---	/02 - 02/02 - 31/	3.75	1	GGB-FXD-300128-10Y-3.750-1.000	---	---	---	85.4610 13/07/2018	---	---	1.0000	B	28/11/2018
7,067,309,386	1.00	3.90	Actual/Actual	30/01/2033	15	---	/02 - 02/02 - 31/	3.90	1	GGB-FXD-300133-15Y-3.900-1.000	---	---	---	78.6730 13/07/2018	---	---	1.0000	B	28/11/2018
5,622,848,349	1.00	4.00	Actual/Actual	30/01/2037	19	---	/02 - 02/02 - 31/	4.00	1	GGB-FXD-300137-19Y-4.000-1.000	---	---	---	77.0370 13/07/2018	---	---	1.0000	B	28/11/2018
5,476,770,669	1.00	4.20	Actual/Actual	30/01/2042	24	---	/02 - 02/02 - 31/	4.20	1	GGB-FXD-300142-24Y-4.200-1.000	---	---	---	77.7640 13/07/2018	---	---	1.0000	B	28/11/2018
4,950,000	1,000.00	3.38	Actual/Actual	15/06/2034	10	---	15/06	3.38	1	GGB-FXD-150634-10Y-3.375-1.000	---	---	---	---	---	---	---	---	---
41,118,344	1.00	4.30	Actual/Actual	24/02/2027	15	---	24/02	4.30	1	GGB-FXD-240227-15Y-2.000-1.000	---	---	---	10.0000 22/06/2015	---	---	---	---	---
45,137,734	1.00	4.30	Actual/Actual	24/02/2028	16	---	24/02	4.30	1	GGB-FXD-240228-16Y-2.000-1.000	---	---	---	10.0000 22/06/2015	---	---	---	---	---
61,768,888	1.00	4.30	Actual/Actual	24/02/2029	17	---	24/02	4.30	1	GGB-FXD-240229-17Y-2.000-1.000	---	---	---	10.0000 22/06/2015	---	---	---	---	---
54,567,744	1.00	4.30	Actual/Actual	24/02/2030	18	---	24/02	4.30	1	GGB-FXD-240230-18Y-2.000-1.000	---	---	---	10.0000 22/06/2015	---	---	---	---	---
37,541,515	1.00	4.30	Actual/Actual	24/02/2031	19	---	24/02	4.30	1	GGB-FXD-240231-19Y-2.000-1.000	---	---	---	10.0000 22/06/2015	---	---	---	---	---
37,558,317	1.00	4.30	Actual/Actual	24/02/2032	20	---	24/02	4.30	1	GGB-FXD-240232-20Y-2.000-1.000	---	---	---	10.0000 22/06/2015	---	---	---	---	---
37,473,732	1.00	4.30	Actual/Actual	24/02/2033	21	---	24/02	4.30	1	GGB-FXD-240233-21Y-2.000-1.000	---	---	---	10.0000 22/06/2015	---	---	---	---	---
33,888,293	1.00	4.30	Actual/Actual	24/02/2034	22	---	24/02	4.30	1	GGB-FXD-240234-22Y-2.000-1.000	---	---	---	10.0000 22/06/2015	---	---	---	---	---
35,177,800	1.00	4.30	Actual/Actual	24/02/2035	23	---	24/02	4.30	1	GGB-FXD-240235-23Y-2.000-1.000	---	---	---	10.0000 22/06/2015	---	---	---	---	---
35,547,268	1.00	4.30	Actual/Actual	24/02/2036	24	---	24/02	4.30	1	GGB-FXD-240236-24Y-2.000-1.000	---	---	---	10.0000 22/06/2015	---	---	---	---	---
40,246,306	1.00	4.30	Actual/Actual	24/02/2037	25	---	24/02	4.30	1	GGB-FXD-240237-25Y-2.000-1.000	---	---	---	10.0000 22/06/2015	---	---	---	---	---
37,643,952	1.00	4.30	Actual/Actual	24/02/2038	26	---	24/02	4.30	1	GGB-FXD-240238-26Y-2.000-1.000	---	---	---	10.0000 22/06/2015	---	---	---	---	---
36,977,100	1.00	4.30	Actual/Actual	24/02/2039	27	---	24/02	4.30	1	GGB-FXD-240239-27Y-2.000-1.000	---	---	---	10.0000 22/06/2015	---	---	---	---	---
41,615,000	1.00	4.30	Actual/Actual	24/02/2040	28	---	24/02	4.30	1	GGB-FXD-240240-28Y-2.000-1.000	---	---	---	10.0000 22/06/2015	---	---	---	---	---
42,227,208	1.00	4.30	Actual/Actual	24/02/2041	29	---	24/02	4.30	1	GGB-FXD-240241-29Y-2.000-1.000	---	---	---	10.0000 22/06/2015	---	---	---	---	---
68,288,487	1.00	4.30	Actual/Actual	24/02/2042	30	---	24/02	4.30	1	GGB-FXD-240242-30Y-2.000-1.000	---	---	---	10.0000 22/06/2015	---	---	---	---	---
4,700,000	1,000.00	3.88	Actual/Actual	12/03/2029	10	---	12/03	3.88	1	GGB-FXD-120329-10Y-3.875-1.000	---	---	---	---	---	---	100.0000	B	15/10/2019
5,500,000	1,000.00	1.50	Actual/Actual	18/06/2030	10	---	18/06	1.50	1	GGB-FXD-180630-10Y-1.500-1.000	---	---	---	---	---	---	---	---	---
5,500,000	1,000.00	4.38	Actual/Actual	18/07/2038	15	---	18/07	4.38	1	GGB-FXD-180738-15Y-4.375-1.000	---	---	---	---	---	---	---	---	---
40,000	1,000.00	2.72	FLR Actual/360	18/09/2026	1	---	18/09 - 18/03	---	1	GGB-FLT-180926-01Y-2.717-1.000	---	---	---	---	---	---	---	---	---
4,550,000	1,000.00	3.38	Actual/Actual	16/06/2036	10	---	16/06	3.38	1	GGB-FXD-160636-10Y-3.375-1000.00	---	---	---	---	---	---	---	---	---
5,364,250	1,000.00	3.25	Actual/Actual	20/03/2050	30	---	20/03	3.25	1	GGB-FXD-200350-30Y-3.250-1.000	---	---	---	---	---	---	---	---	---
4,500,000	1,000.00	3.63	Actual/Actual	15/06/2035	10	---	15/06	3.63	1	GGB-FXD-150635-10Y-3.625-1000.00	---	---	---	---	---	---	---	---	---
3,924,361	1,000.00	2.00	Actual/Actual	22/04/2027	7	---	22/04	2.00	1	GGB-FXD-220427-07Y-2.000-1.000	---	---	---	---	---	---	99.9000	B	22/04/2020
2,298,012	1,000.00	1.88	Actual/Actual	23/07/2026	7	---	23/07	1.88	1	GGB-FXD-230726-07Y-1.875-1.000	---	---	---	---	---	---	---	---	---
4,900,000	1,000.00	4.25	Actual/Actual	15/06/2033	10	---	15/06	4.25	1	GGB-FXD-150633-10Y-4.250-1.000	---	---	---	---	---	---	---	---	---

Government Bonds Notes

Transactions Volume = (Pieces) * (Nominal Price). Transactions Value = (Pieces) * (Nominal Price) * (price %) + (Accrued interest).

The Value of current coupon for the issues with NV 0.01 euro refers to NV 100 euros

FLR: Floating Interest Rate.

[1] - The Expiration Date of the interest bearing period and the Date for coupon payment.

Government Bonds

Number Listed Bonds	Nominal price	Today's Rate	Accrued Interest Calc	Exp. Date [1]	Duration (years)	Note	Coupons Date	Curr. coupon value	Trading Unit	Government Bonds	Price min	Price max	Closing price	Previous closing price/date	Volume	Transactions Value	Price	Last order Buy / Sell	Date
3,500,000	1,000.00	1.88	Actual/Actual	24/01/2052	30	---	24/01	1.88	1	GGB-FXD-240152-30Y-1.875-1.000	---	---	---	---	---	---	---	---	---
3,700,000	1,000.00	1.75	Actual/Actual	18/06/2032	10	---	18/06	1.75	1	GGB-FXD-180632-10Y-1.750-1.000	---	---	---	---	---	---	---	---	---
2,200,000	1,000.00	1.13	FLR Actual/360	15/12/2027	5	---	- 15/03 - 15/09 -	---	1	GGB-FLT-151227-05Y-1.130-1.000	---	---	---	---	---	---	102.1600	B	30/12/2022

Government Bonds Notes

Transactions Volume = (Pieces) * (Nominal Price). Transactions Value = (Pieces) * (Nominal Price) * (price %) + (Accrued interest).

The Value of current coupon for the issues with NV 0.01 euro refers to NV 100 euros

FLR: Floating Interest Rate.

[1] - The Expiration Date of the interest bearing period and the Date for coupon payment.

Treasury Bills & Zero Coupon Government Bonds

Issue Date	13-Week Maturity									26-Week Maturity									52-Week Maturity								
	Exp. Date	Initial Rate	Num Listed Bonds	Nominal price	Issue price	Last Trade Price	Last Trade Date	Volume Traded	Note	Exp. Date	Initial Rate	Num Listed Bonds	Nominal price	Issue price	Last Trade Price	Last Trade Date	Volume Traded	Note	Exp. Date	Initial Rate	Num Listed Bonds	Nominal price	Issue price	Last Trade Price	Last Trade Date	Volume Traded	Note
06/06/2025	---	---	---	---	---	---	---	---	---	---	---	---	---	---	---	---	---	---	06/06/2026	1.84	600,000	1,000.00	981.74	---	---	---	---
05/09/2025	---	---	---	---	---	---	---	---	---	---	---	---	---	---	---	---	---	---	04/09/2026	1.97	600,000	1,000.00	0.00	---	---	---	---
05/12/2025	---	---	---	---	---	---	---	---	---	---	---	---	---	---	---	---	---	---	04/12/2026	2.03	600,000	1,000.00	997.90	---	---	---	---
06/03/2026	---	---	---	---	---	---	---	---	---	---	---	---	---	---	---	---	---	---	05/03/2027	1.97	500,000	1,000.00	980.45	---	---	---	---

Bonds in Circulation	Currency / Min nominal traded Value	Coupons Payment Date	Current Coupon Value	Note	Coupon	Trading Unit	Issue Date	Duration (years)	Today's Interest	A.I.C in days	Bonds	Last price of previous days		Last Outcry in Cash (euro)			Trades in Pieces	Life min	Life Max
												Price	Buy / Sell	Price	Buy / Sell	Date			
Corporate Bonds in Foreign Currency and Euro																			
103,746	GBP / 10	01/12	0.25	---	67	1	01/12/1930	98	2.5	360	National Mortgage Bank	2.27	05/02/1996	2.27	S	05/02/1996	---	2.27	2.27
0	GBP / 10	01/12	0.25	---	69	1	01/12/1928	100	2.5	360	National Mortgage Bank	---	---	---	---	---	---	---	---

Government Bonds Notes

A.I.C: Accrued Interest Calculation base.

FLR: Floating Interest Rate.

The minimum tradeable Nominal Value for all Demeterialised Government Titles is 100 Euros.

(μτφρ-0)

Underlying Asset				Derivatives Market													
Price max	Price min	Closing price	change	Delivery Month	Open price	Price max	Price min	Last price	Closing price	Last Bid	Last Ask	Fixing price*	Life high	Life low	Trades	Volume	Open Interest
FTSE/Athex Large Cap				(Trade Unit: 1 Index Point x 2E, Cash Settlement)													
5,631.94	5,571.01	5,578.33	-0.13%	May 2026	5,595.00	5,595.00	5,543.00	5,555.00	5,555.00	---	---		5,911.00	---	143	580	5,978
				June 2026	5,561.00	5,561.00	5,534.75	5,536.00	5,536.00	---	---		5,868.00	---	5	48	239
				July 2026	---	---	---	---	5,610.50	---	---		---	---	---	---	---
				September 2026	---	---	---	---	5,630.25	---	---		---	---	---	---	---
				December 2026	---	---	---	---	5,658.25	---	---		---	---	---	---	---
				March 2027	---	---	---	---	5,686.50	---	---		---	---	---	---	---
FTSE/Athex Banks				(Trade Unit: 1 Index Point x 15E, Cash Settlement)													
2,556.09	2,514.76	2,514.76	-0.23%	June 2026	2,531.00	2,531.00	2,499.00	2,499.00	2,499.00	---	---		2,708.00	---	9	44	3,319
				September 2026	---	---	---	---	2,540.50	---	---		---	---	---	---	---
				December 2026	---	---	---	---	2,553.25	---	---		---	---	---	---	---
				March 2027	---	---	---	---	2,566.00	---	---		---	---	---	---	---
MSCI GREECE REBASED				(Trade Unit: 1 Index Point x 2E, Cash Settlement)													
8,997.10	8,845.23	8,854.31	-0.53%	May 2026	---	---	---	---	8,908.25	---	---		9,484.25	---	---	---	---
				June 2026	---	---	---	---	8,927.00	---	---		---	---	---	---	---
				July 2026	---	---	---	---	8,941.00	---	---		---	---	---	---	---
				August 2026	---	---	---	---	8,958.25	---	---		---	---	---	---	---
				September 2026	---	---	---	---	8,972.00	---	---		---	---	---	---	---
				October 2026	---	---	---	---	8,986.00	---	---		---	---	---	---	---
				December 2026	---	---	---	---	9,017.00	---	---		---	---	---	---	---
				March 2027	---	---	---	---	9,062.00	---	---		---	---	---	---	---

Derivatives notes - <https://www.athexgroup.gr/en/market-data/statistics/eod-closing-prices/>

Fixing prices and final open positions can be retrieved from the following path <http://www.athexgroup.gr/en/market-data/statistics/eod-closing-prices>

Underlying Asset				Derivatives Market													
Price max	Price min	Closing price	change	Delivery Month	Open price	Price max	Price min	Last price	Closing price	Last Bid	Last Ask	Fixing price*	Life high	Life low	Trades	Volume	Open Interest
ADMIE (IPTO) HOLDING S.A. (CR)				(Contract Size: 100 Securities, Physical Delivery)													
3.275	3.215	3.275	0.92%	June 2026	3.23	3.28	3.21	3.28	3.28	---	---	---	3.34	---	25	447	7,841
				September 2026	---	---	---	---	3.27	---	---	---	---	---	---	---	---
				December 2026	---	---	---	---	3.29	---	---	---	---	---	---	---	---
				March 2027	---	---	---	---	3.30	---	---	---	---	---	---	---	---
AEGEAN AIRLINES (CR)				(Contract Size: 100 Securities, Physical Delivery)													
11.74	11.4	11.48	-2.13%	June 2026	11.67	11.67	11.40	11.40	11.40	---	---	---	15.15	---	38	156	2,719
				September 2026	---	---	---	---	11.82	---	---	---	---	---	---	---	---
				December 2026	---	---	---	---	11.88	---	---	---	---	---	---	---	---
				March 2027	---	---	---	---	11.94	---	---	---	---	---	---	---	---
AKTOR S.A. HOLDING CO. (CR)				(Contract Size: 100 Securities, Physical Delivery)													
11	10.78	10.84	-0.73%	June 2026	10.88	10.90	10.84	10.87	10.87	---	---	---	11.24	---	8	15	98,340
				September 2026	---	---	---	---	11.01	---	---	---	---	---	---	---	---
				December 2026	---	---	---	---	11.06	---	---	---	---	---	---	---	---
				March 2027	---	---	---	---	11.12	---	---	---	---	---	---	---	---
Allwyn AG (CR)				(Contract Size: 100 Securities, Physical Delivery)													
13.08	12.66	12.7	-2.35%	June 2026	12.96	12.96	12.68	12.79	12.79	---	---	---	15.54	---	120	452	6,863
				September 2026	---	---	---	---	13.11	---	---	---	---	---	---	---	---
				December 2026	---	---	---	---	13.17	---	---	---	---	---	---	---	---
				March 2027	---	---	---	---	13.24	---	---	---	---	---	---	---	---
ALPHA BANK (CR)				(Contract Size: 100 Securities, Physical Delivery)													
3.555	3.436	3.436	-1.97%	June 2026	3.54	3.56	3.44	3.44	3.44	---	---	---	4.50	---	284	4,443	67,945
				September 2026	---	---	---	---	3.53	---	---	---	---	---	---	---	---
				December 2026	---	---	---	---	3.55	---	---	---	---	---	---	---	---
				March 2027	---	---	---	---	3.57	---	---	---	---	---	---	---	---
ATHENS INTL AIRPORT (CR)				(Contract Size: 100 Securities, Physical Delivery)													
10.1	9.82	9.83	-1.50%	June 2026	9.97	9.97	9.89	9.89	9.89	---	---	---	11.47	---	4	13	314
				September 2026	---	---	---	---	10.06	---	---	---	---	---	---	---	---
				December 2026	---	---	---	---	10.11	---	---	---	---	---	---	---	---
				March 2027	---	---	---	---	10.16	---	---	---	---	---	---	---	---
AUTOHELLAS SA (CR)				(Contract Size: 100 Securities, Physical Delivery)													
10.88	10.66	10.66	-0.37%	June 2026	10.81	10.81	10.70	10.70	10.70	---	---	---	11.60	---	2	6	121
				September 2026	---	---	---	---	10.79	---	---	---	---	---	---	---	---
				December 2026	---	---	---	---	10.84	---	---	---	---	---	---	---	---
				March 2027	---	---	---	---	10.89	---	---	---	---	---	---	---	---

Derivatives notes - <https://www.athexgroup.gr/en/market-data/statistics/eod-closing-prices/>

Fixing prices and final open positions can be retrieved from the following path <http://www.athexgroup.gr/en/market-data/statistics/eod-closing-prices>

Underlying Asset				Derivatives Market													
Price max	Price min	Closing price	change	Delivery Month	Open price	Price max	Price min	Last price	Closing price	Last Bid	Last Ask	Fixing price*	Life high	Life low	Trades	Volume	Open Interest
AVAX S.A. (CR)				(Contract Size: 100 Securities, Physical Delivery)													
3.01	2.95	2.98	-0.17%	June 2026	2.98	3.01	2.96	3.00	3.00	---	---	---	3.27	---	24	151	2,532
				September 2026	---	---	---	---	3.01	---	---	---	---	---	---	---	---
				December 2026	---	---	---	---	3.02	---	---	---	---	---	---	---	---
				March 2027	---	---	---	---	3.04	---	---	---	---	---	---	---	---
BALLY'S INTRALOT (CR)				(Contract Size: 100 Securities, Physical Delivery)													
1.109	1.078	1.096	0.18%	June 2026	1.10	1.11	1.08	1.10	1.10	---	---	---	1.16	---	65	13,970	1,313,252
				September 2026	---	---	---	---	1.10	---	---	---	---	---	---	---	---
				December 2026	---	---	---	---	1.11	---	---	---	---	---	---	---	---
				March 2027	---	---	---	---	1.11	---	---	---	---	---	---	---	---
BANK OF CYPRUS (CR)				(Contract Size: 100 Securities, Physical Delivery)													
9.28	9.135	9.2	0.60%	June 2026	8.68	8.75	8.68	8.75	8.75	---	---	---	9.20	---	2	28	756
				September 2026	---	---	---	---	9.22	---	---	---	---	---	---	---	---
				December 2026	---	---	---	---	9.26	---	---	---	---	---	---	---	---
				March 2027	---	---	---	---	9.31	---	---	---	---	---	---	---	---
CC HBC AG (CR)				(Contract Size: 100 Securities, Physical Delivery)													
49.2	48.4	48.6	-0.82%	June 2026	---	---	---	---	48.19	---	---	---	52.01	---	---	---	143
				September 2026	---	---	---	---	49.39	---	---	---	---	---	---	---	---
				December 2026	---	---	---	---	49.64	---	---	---	---	---	---	---	---
				March 2027	---	---	---	---	49.88	---	---	---	---	---	---	---	---
CENERGY HOLDINGS (CB)				(Contract Size: 100 Securities, Physical Delivery)													
23.3	21.9	23.2	6.72%	June 2026	21.99	23.35	21.99	23.10	23.10	---	---	---	23.35	---	31	102	4,113
				September 2026	---	---	---	---	21.91	---	---	---	---	---	---	---	---
				December 2026	---	---	---	---	22.02	---	---	---	---	---	---	---	---
				March 2027	---	---	---	---	22.13	---	---	---	---	---	---	---	---
CrediaBank (CR)				(Contract Size: 100 Securities, Physical Delivery)													
1.258	1.202	1.216	-0.82%	June 2026	1.25	1.26	1.21	1.23	1.23	---	---	---	1.38	---	161	5,493	82,591
				September 2026	1.24	1.24	1.24	1.24	1.24	---	---	---	1.35	---	2	100	4
				December 2026	---	---	---	---	1.24	---	---	---	---	---	---	---	---
				March 2027	---	---	---	---	1.25	---	---	---	---	---	---	---	---
ELLAKTOR (CR)				(Contract Size: 100 Securities, Physical Delivery)													
1.346	1.324	1.34	-0.30%	June 2026	---	---	---	---	1.31	---	---	---	1.34	---	---	---	1,654
				September 2026	---	---	---	---	1.35	---	---	---	---	---	---	---	---
				December 2026	---	---	---	---	1.36	---	---	---	---	---	---	---	---
				March 2027	---	---	---	---	1.37	---	---	---	---	---	---	---	---

Derivatives notes - <https://www.athexgroup.gr/en/market-data/statistics/eod-closing-prices/>

Fixing prices and final open positions can be retrieved from the following path <http://www.athexgroup.gr/en/market-data/statistics/eod-closing-prices>

Underlying Asset				Derivatives Market													
Price max	Price min	Closing price	change	Delivery Month	Open price	Price max	Price min	Last price	Closing price	Last Bid	Last Ask	Fixing price*	Life high	Life low	Trades	Volume	Open Interest
ELVALHALCOR (CR)				(Contract Size: 100 Securities, Physical Delivery)													
4.07	3.85	4.02	2.81%	June 2026	3.87	4.07	3.87	4.05	4.05	---	---	---	4.25	---	45	253	2,811
				September 2026	---	---	---	---	3.94	---	---	---	---	---	---	---	---
				December 2026	---	---	---	---	3.96	---	---	---	---	---	---	---	---
				March 2027	---	---	---	---	3.98	---	---	---	---	---	---	---	---
EUROBANK (CR)				(Contract Size: 100 Securities, Physical Delivery)													
3.869	3.79	3.795	-0.13%	June 2026	3.78	3.80	3.72	3.74	3.74	---	---	---	4.07	---	53	1,170	30,153
				September 2026	---	---	---	---	3.83	---	---	---	---	---	---	---	---
				December 2026	---	---	---	---	3.85	---	---	---	---	---	---	---	---
				March 2027	---	---	---	---	3.87	---	---	---	---	---	---	---	---
EURONEXT ATHENS (CR)				(Contract Size: 100 Securities, Physical Delivery)													
7.18	7.01	7.1	0.00%	June 2026	7.09	7.11	7.09	7.11	7.11	---	---	---	7.41	---	2	10	388
				September 2026	---	---	---	---	7.16	---	---	---	---	---	---	---	---
				December 2026	---	---	---	---	7.19	---	---	---	---	---	---	---	---
				March 2027	---	---	---	---	7.23	---	---	---	---	---	---	---	---
EYDAP S.A. (CR)				(Contract Size: 100 Securities, Physical Delivery)													
10.26	9.92	10.26	1.58%	June 2026	10.05	10.20	10.03	10.19	10.19	---	---	---	10.37	---	5	30	13,373
				September 2026	---	---	---	---	10.18	---	---	---	---	---	---	---	---
				December 2026	---	---	---	---	10.23	---	---	---	---	---	---	---	---
				March 2027	---	---	---	---	10.28	---	---	---	---	---	---	---	---
FOURLIS (CR)				(Contract Size: 100 Securities, Physical Delivery)													
4.655	4.56	4.63	-0.86%	June 2026	4.66	4.66	4.54	4.66	4.66	---	---	---	4.94	---	27	89	3,016
				September 2026	---	---	---	---	4.71	---	---	---	---	---	---	---	---
				December 2026	---	---	---	---	4.73	---	---	---	---	---	---	---	---
				March 2027	---	---	---	---	4.75	---	---	---	---	---	---	---	---
GEK TERNA (CR)				(Contract Size: 100 Securities, Physical Delivery)													
40.26	39.5	40.06	1.78%	June 2026	39.79	40.25	39.77	40.03	40.03	---	---	---	41.70	---	12	34	5,018
				September 2026	---	---	---	---	39.67	---	---	---	---	---	---	---	---
				December 2026	---	---	---	---	39.87	---	---	---	---	---	---	---	---
				March 2027	---	---	---	---	40.07	---	---	---	---	---	---	---	---
HELLENiQ ENERGY (CR)				(Contract Size: 100 Securities, Physical Delivery)													
9.6	9.41	9.6	1.48%	June 2026	9.45	9.54	9.45	9.54	9.54	---	---	---	10.55	---	2	2	3,577
				September 2026	---	---	---	---	9.54	---	---	---	---	---	---	---	---
				December 2026	---	---	---	---	9.58	---	---	---	---	---	---	---	---
				March 2027	---	---	---	---	9.63	---	---	---	---	---	---	---	---

Derivatives notes - <https://www.athexgroup.gr/en/market-data/statistics/eod-closing-prices/>

Fixing prices and final open positions can be retrieved from the following path <http://www.athexgroup.gr/en/market-data/statistics/eod-closing-prices>

Underlying Asset				Derivatives Market													
Price max	Price min	Closing price	change	Delivery Month	Open price	Price max	Price min	Last price	Closing price	Last Bid	Last Ask	Fixing price*	Life high	Life low	Trades	Volume	Open Interest
INTRACOM HOLDINGS (CR)																	
(Contract Size: 100 Securities, Physical Delivery)																	
3.365	3.28	3.305	0.15%	June 2026	3.37	3.37	3.30	3.34	3.34	---	---	---	3.52	---	76	324	12,325
				September 2026	---	---	---	---	3.33	---	---	---	---	---	---	---	---
				December 2026	---	---	---	---	3.34	---	---	---	---	---	---	---	---
				March 2027	---	---	---	---	3.36	---	---	---	---	---	---	---	---
JUMBO SA (CR)																	
(Contract Size: 100 Securities, Physical Delivery)																	
23.5	22.98	23.4	0.69%	June 2026	23.38	23.43	23.08	23.40	23.40	---	---	---	25.68	---	21	45	4,340
				September 2026	---	---	---	---	23.42	---	---	---	---	---	---	---	---
				December 2026	---	---	---	---	23.54	---	---	---	---	---	---	---	---
				March 2027	---	---	---	---	23.66	---	---	---	---	---	---	---	---
LAMDA DEVELOPMENT SA (CR)																	
(Contract Size: 100 Securities, Physical Delivery)																	
6.135	6.06	6.06	-0.66%	June 2026	6.15	6.15	6.09	6.10	6.10	---	---	---	7.09	---	38	322	22,622
				September 2026	---	---	---	---	6.15	---	---	---	---	---	---	---	---
				December 2026	---	---	---	---	6.18	---	---	---	---	---	---	---	---
				March 2027	---	---	---	---	6.21	---	---	---	---	---	---	---	---
METLEN PLC (CR)																	
(Contract Size: 100 Securities, Physical Delivery)																	
35.14	34.08	34.38	-1.55%	June 2026	34.96	34.96	34.17	34.46	34.46	---	---	---	47.90	---	84	273	15,047
				September 2026	---	---	---	---	35.49	---	---	---	38.00	---	---	---	27
				December 2026	---	---	---	---	35.37	---	---	---	---	---	---	---	---
				March 2027	---	---	---	---	35.55	---	---	---	---	---	---	---	---
MIG (CR)																	
(Contract Size: 100 Securities, Physical Delivery)																	
3.18	3.14	3.175	0.00%	June 2026	---	---	---	---	3.25	---	---	---	3.43	---	---	---	145
				September 2026	---	---	---	---	3.20	---	---	---	---	---	---	---	---
				December 2026	---	---	---	---	3.22	---	---	---	---	---	---	---	---
				March 2027	---	---	---	---	3.23	---	---	---	---	---	---	---	---
MOTOR OIL (CR)																	
(Contract Size: 100 Securities, Physical Delivery)																	
36.6	35.4	36.6	3.68%	June 2026	35.80	36.30	35.60	36.30	36.30	---	---	---	39.97	---	10	28	262
				September 2026	---	---	---	---	35.58	---	---	---	---	---	---	---	---
				December 2026	---	---	---	---	35.76	---	---	---	---	---	---	---	---
				March 2027	---	---	---	---	35.94	---	---	---	---	---	---	---	---
NATIONAL BANK (CR)																	
(Contract Size: 100 Securities, Physical Delivery)																	
14.135	13.845	13.845	-0.07%	June 2026	13.70	13.87	13.65	13.68	13.68	---	---	---	15.76	---	44	221	12,536
				September 2026	---	---	---	---	13.97	---	---	---	---	---	---	---	---
				December 2026	---	---	---	---	14.04	---	---	---	---	---	---	---	---
				March 2027	---	---	---	---	14.11	---	---	---	---	---	---	---	---

Derivatives notes - <https://www.athexgroup.gr/en/market-data/statistics/eod-closing-prices/>

Fixing prices and final open positions can be retrieved from the following path <http://www.athexgroup.gr/en/market-data/statistics/eod-closing-prices>

Underlying Asset				Derivatives Market													
Price max	Price min	Closing price	change	Delivery Month	Open price	Price max	Price min	Last price	Closing price	Last Bid	Last Ask	Fixing price*	Life high	Life low	Trades	Volume	Open Interest
OPTIMA BANK (CR)																	
(Contract Size: 100 Securities, Physical Delivery)																	
9.185	8.96	9.06	0.67%	June 2026	9.07	9.12	9.07	9.12	9.12	---	---	---	9.59	---	2	10	576
				September 2026	---	---	---	---	9.07	---	---	---	---	---	---	---	---
				December 2026	---	---	---	---	9.12	---	---	---	---	---	---	---	---
				March 2027	---	---	---	---	9.16	---	---	---	---	---	---	---	---
OTE (CR)																	
(Contract Size: 100 Securities, Physical Delivery)																	
18.45	17.9	18	-1.64%	June 2026	18.37	18.37	18.37	18.37	18.37	---	---	---	18.69	---	1	1	886
				September 2026	---	---	---	---	18.45	---	---	---	---	---	---	---	---
				December 2026	---	---	---	---	18.54	---	---	---	---	---	---	---	---
				March 2027	---	---	---	---	18.63	---	---	---	---	---	---	---	---
P.P.A. S.A. (CR)																	
(Contract Size: 100 Securities, Physical Delivery)																	
38.9	38	38.35	0.39%	June 2026	---	---	---	---	39.61	---	---	---	39.11	---	---	---	41
				September 2026	---	---	---	---	38.50	---	---	---	---	---	---	---	---
				December 2026	---	---	---	---	38.70	---	---	---	---	---	---	---	---
				March 2027	---	---	---	---	38.89	---	---	---	---	---	---	---	---
PIRAEUS BANK (CR)																	
(Contract Size: 100 Securities, Physical Delivery)																	
8.28	8.15	8.204	0.12%	June 2026	8.22	8.28	8.15	8.23	8.23	---	---	---	8.90	---	132	1,287	45,436
				September 2026	---	---	---	---	8.26	---	---	---	---	---	---	---	---
				December 2026	---	---	---	---	8.30	---	---	---	---	---	---	---	---
				March 2027	---	---	---	---	8.34	---	---	---	---	---	---	---	---
PPC (CR)																	
(Contract Size: 100 Securities, Physical Delivery)																	
18.25	17.72	17.96	-1.32%	June 2026	18.13	18.13	17.70	17.89	17.89	---	---	---	20.10	---	82	391	17,438
				September 2026	---	---	---	---	18.07	---	---	---	18.63	---	---	---	28
				December 2026	---	---	---	---	18.44	---	---	---	---	---	---	---	---
				March 2027	---	---	---	---	18.53	---	---	---	---	---	---	---	---
QUEST HOLDINGS (CR)																	
(Contract Size: 100 Securities, Physical Delivery)																	
7.04	6.97	7.03	-0.28%	June 2026	---	---	---	---	7.00	---	---	---	7.01	---	---	---	236
				September 2026	---	---	---	---	7.11	---	---	---	---	---	---	---	---
				December 2026	---	---	---	---	7.14	---	---	---	---	---	---	---	---
				March 2027	---	---	---	---	7.18	---	---	---	---	---	---	---	---
TITAN (CB)																	
(Contract Size: 100 Securities, Physical Delivery)																	
46.2	45.42	46.2	1.14%	June 2026	45.50	46.14	45.50	46.14	46.14	---	---	---	49.82	---	7	22	409
				September 2026	---	---	---	---	46.04	---	---	---	---	---	---	---	---
				December 2026	---	---	---	---	46.27	---	---	---	---	---	---	---	---
				March 2027	---	---	---	---	46.50	---	---	---	---	---	---	---	---

Derivatives notes - <https://www.athexgroup.gr/en/market-data/statistics/eod-closing-prices/>

Fixing prices and final open positions can be retrieved from the following path <http://www.athexgroup.gr/en/market-data/statistics/eod-closing-prices>

Underlying Asset				Derivatives Market													
Price max	Price min	Closing price	change	Delivery Month	Open price	Price max	Price min	Last price	Closing price	Last Bid	Last Ask	Fixing price*	Life high	Life low	Trades	Volume	Open Interest
VIOHALCO SA/NV (CB)				(Contract Size: 100 Securities, Physical Delivery)													
15.4	14.52	14.86	1.92%	June 2026	14.78	15.40	14.78	15.00	15.00	---	---		15.40	---	37	101	2,099
				September 2026	---	---	---	---	14.70	---	---		---	---	---	---	---
				December 2026	---	---	---	---	14.77	---	---		---	---	---	---	---
				March 2027	---	---	---	---	14.84	---	---		---	---	---	---	---

Derivatives notes - <https://www.athexgroup.gr/en/market-data/statistics/eod-closing-prices/>

Fixing prices and final open positions can be retrieved from the following path <http://www.athexgroup.gr/en/market-data/statistics/eod-closing-prices>

FTSE/Athex Large Cap

(Trade Unit: 1 Index Point x 2€ - Exercise Style: European, Cash Settlement)

Exercise Price	Call Options														Put Options																		
	May 2026							June 2026							Other Months		May 2026							June 2026							Other Months		Exercise Price
	Open price	Price max	Price min	Last price	Closing price	Volume	Open Interest	Open price	Price max	Price min	Last price	Closing price	Volume	Open Interest	Volume	Open Interest	Open price	Price max	Price min	Last price	Closing price	Volume	Open Interest	Open price	Price max	Price min	Last price	Closing price	Volume	Open Interest	Volume	Open Interest	
4,000	-	-	-	-	-	-	-	0.00	0.00	0.00	-	1,552.00	-	-	-	-	-	-	-	-	-	-	-	-	-	-	-	-	-	-	-	4,000	
4,100	-	-	-	-	-	-	-	0.00	0.00	0.00	-	1,452.00	-	-	-	-	-	-	-	-	-	-	-	-	-	-	-	-	-	-	-	4,100	
4,200	-	-	-	-	-	-	-	0.00	0.00	0.00	-	1,353.00	-	-	-	-	-	-	-	-	-	-	-	-	-	-	-	-	-	-	-	4,200	
4,300	-	-	-	-	-	-	-	0.00	0.00	0.00	-	1,253.00	-	-	-	-	-	-	-	-	-	-	-	-	-	-	-	-	-	-	-	4,300	
4,400	-	-	-	-	-	-	-	0.00	0.00	0.00	-	1,155.00	-	-	-	-	-	-	-	-	-	-	-	-	-	-	-	-	-	-	-	4,400	
4,450	-	-	-	-	-	-	-	0.00	0.00	0.00	-	1,106.00	-	-	-	-	-	-	-	-	-	-	-	-	-	-	-	-	-	-	-	4,450	
4,500	-	-	-	-	-	-	-	0.00	0.00	0.00	-	1,057.00	-	-	-	-	-	-	-	-	-	-	-	-	-	-	-	-	-	-	-	4,500	
4,550	-	-	-	-	-	-	-	0.00	0.00	0.00	-	1,008.00	-	-	-	-	-	-	-	-	-	-	-	-	-	-	-	-	-	-	-	4,550	
4,600	0.00	0.00	0.00	-	971.00	-	-	0.00	0.00	0.00	-	960.00	-	-	-	-	-	-	-	-	-	-	-	-	-	-	-	-	-	-	-	4,600	
4,650	0.00	0.00	0.00	-	921.00	-	-	0.00	0.00	0.00	-	912.00	-	-	-	-	-	-	-	-	-	-	-	-	-	-	-	-	-	-	-	4,650	
4,700	0.00	0.00	0.00	-	872.00	-	-	0.00	0.00	0.00	-	865.00	-	-	-	-	-	-	-	-	-	-	-	-	-	-	-	-	-	-	-	4,700	
4,750	0.00	0.00	0.00	-	822.00	-	-	0.00	0.00	0.00	-	818.00	-	-	-	-	-	-	-	-	-	-	-	-	-	-	-	-	-	-	-	4,750	
4,800	0.00	0.00	0.00	-	772.00	-	-	0.00	0.00	0.00	-	772.00	-	-	-	-	-	-	-	-	-	-	-	-	-	-	-	-	-	-	-	4,800	
4,850	0.00	0.00	0.00	-	723.00	-	-	0.00	0.00	0.00	-	727.00	-	-	-	-	-	-	-	-	-	-	-	-	-	-	-	-	-	-	-	4,850	
4,900	0.00	0.00	0.00	-	673.00	-	-	0.00	0.00	0.00	-	683.00	-	-	-	-	-	-	-	-	-	-	-	-	-	-	-	-	-	-	-	4,900	
4,950	0.00	0.00	0.00	-	625.00	-	-	0.00	0.00	0.00	-	639.00	-	-	-	-	-	-	-	-	-	-	-	-	-	-	-	-	-	-	-	4,950	
5,000	0.00	0.00	0.00	-	576.00	-	-	0.00	0.00	0.00	-	597.00	-	-	-	-	-	-	-	-	-	-	-	-	-	-	-	-	-	-	-	5,000	
5,050	0.00	0.00	0.00	-	529.00	-	33	0.00	0.00	0.00	-	556.00	-	-	-	-	-	-	-	-	-	-	-	-	-	-	-	-	-	-	-	5,050	
5,100	0.00	0.00	0.00	-	482.00	-	50	0.00	0.00	0.00	-	516.00	-	-	-	-	-	-	-	-	-	-	-	-	-	-	-	-	-	-	-	5,100	
5,150	0.00	0.00	0.00	-	436.00	-	51	0.00	0.00	0.00	-	478.00	-	-	-	-	-	-	-	-	-	-	-	-	-	-	-	-	-	-	-	5,150	
5,200	0.00	0.00	0.00	-	392.00	-	45	0.00	0.00	0.00	-	441.00	-	-	-	-	-	-	-	-	-	-	-	-	-	-	-	-	-	-	-	5,200	
5,250	0.00	0.00	0.00	-	350.00	-	32	0.00	0.00	0.00	-	406.00	-	-	-	-	-	-	-	-	-	-	-	-	-	-	-	-	-	-	-	5,250	
5,300	0.00	0.00	0.00	-	309.00	-	30	0.00	0.00	0.00	-	372.00	-	-	-	-	-	-	-	-	-	-	-	-	-	-	-	-	-	-	-	5,300	
5,350	0.00	0.00	0.00	-	271.00	-	30	0.00	0.00	0.00	-	340.00	-	-	-	-	-	-	-	-	-	-	-	-	-	-	-	-	-	-	-	5,350	
5,400	0.00	0.00	0.00	-	235.00	-	30	0.00	0.00	0.00	-	310.00	-	-	-	-	-	-	-	-	-	-	-	-	-	-	-	-	-	-	-	5,400	
5,450	0.00	0.00	0.00	-	202.00	-	30	0.00	0.00	0.00	-	281.00	-	-	-	-	-	-	-	-	-	-	-	-	-	-	-	-	-	-	-	5,450	
5,500	0.00	0.00	0.00	-	172.00	-	30	0.00	0.00	0.00	-	255.00	-	-	-	-	-	-	-	-	-	-	-	-	-	-	-	-	-	-	-	5,500	
5,550	0.00	0.00	0.00	-	145.00	-	30	211.00	211.00	211.00	211.00	211.00	10	63	-	-	-	-	-	-	-	-	-	-	-	-	-	-	-	-	-	5,550	
5,600	0.00	0.00	0.00	-	121.00	-	60	0.00	0.00	0.00	-	206.00	-	-	-	-	-	-	-	-	-	-	-	-	-	-	-	-	-	-	-	5,600	
5,650	0.00	0.00	0.00	-	99.50	-	90	0.00	0.00	0.00	-	185.00	-	-	-	-	-	-	-	-	-	-	-	-	-	-	-	-	-	-	-	5,650	
5,700	0.00	0.00	0.00	-	81.00	-	63	0.00	0.00	0.00	-	165.00	-	-	-	-	-	-	-	-	-	-	-	-	-	-	-	-	-	-	-	5,700	
5,750	0.00	0.00	0.00	-	65.00	-	62	0.00	0.00	0.00	-	147.00	-	-	-	-	-	-	-	-	-	-	-	-	-	-	-	-	-	-	-	5,750	
5,800	0.00	0.00	0.00	-	52.00	-	98	0.00	0.00	0.00	-	130.00	-	-	-	-	-	-	-	-	-	-	-	-	-	-	-	-	-	-	-	5,800	
5,850	0.00	0.00	0.00	-	40.75	-	192	0.00	0.00	0.00	-	115.00	-	-	-	-	-	-	-	-	-	-	-	-	-	-	-	-	-	-	-	5,850	
5,900	0.00	0.00	0.00	-	31.75	-	23	0.00	0.00	0.00	-	101.00	-	-	-	-	-	-	-	-	-	-	-	-	-	-	-	-	-	-	-	5,900	
5,950	0.00	0.00	0.00	-	24.25	-	27	0.00	0.00	0.00	-	89.00	-	-	-	-	-	-	-	-	-	-	-	-	-	-	-	-	-	-	-	5,950	

FTSE/Athex Large Cap

(Trade Unit: 1 Index Point x 2€ - Exercise Style: European, Cash Settlement)

Call Options														Put Options																			
Exercise Price	May 2026							June 2026							Other Months		May 2026							June 2026							Other Months		Exercise Price
	Open price	Price max	Price min	Last price	Closing price	Volume	Open Interest	Open price	Price max	Price min	Last price	Closing price	Volume	Open Interest	Volume	Open Interest	Open price	Price max	Price min	Last price	Closing price	Volume	Open Interest	Open price	Price max	Price min	Last price	Closing price	Volume	Open Interest	Volume	Open Interest	
6,000	0.00	0.00	0.00	-	18.50	-	10	0.00	0.00	0.00	-	77.50	-	-			0.00	0.00	0.00	-	446.00	-	-	0.00	0.00	0.00	-	520.00	-	-			6,000
6,050	0.00	0.00	0.00	-	13.75	-	10	0.00	0.00	0.00	-	67.50	-	-			0.00	0.00	0.00	-	491.00	-	-	0.00	0.00	0.00	-	560.00	-	-			6,050
6,100	0.00	0.00	0.00	-	10.25	-	-	0.00	0.00	0.00	-	58.50	-	-			0.00	0.00	0.00	-	537.00	-	-	0.00	0.00	0.00	-	601.00	-	-			6,100
6,150	0.00	0.00	0.00	-	7.50	-	-	0.00	0.00	0.00	-	51.00	-	-			0.00	0.00	0.00	-	585.00	-	-	0.00	0.00	0.00	-	643.00	-	-			6,150
6,200	0.00	0.00	0.00	-	5.40	-	-	0.00	0.00	0.00	-	43.75	-	-			0.00	0.00	0.00	-	633.00	-	-	0.00	0.00	0.00	-	686.00	-	-			6,200
6,250	0.00	0.00	0.00	-	3.90	-	-	0.00	0.00	0.00	-	37.75	-	-			0.00	0.00	0.00	-	681.00	-	-	0.00	0.00	0.00	-	730.00	-	-			6,250
6,300	0.00	0.00	0.00	-	2.70	-	-	0.00	0.00	0.00	-	32.25	-	-			0.00	0.00	0.00	-	730.00	-	-	0.00	0.00	0.00	-	774.00	-	-			6,300
6,350	0.00	0.00	0.00	-	1.90	-	-	0.00	0.00	0.00	-	27.50	-	-			0.00	0.00	0.00	-	779.00	-	-	0.00	0.00	0.00	-	819.00	-	-			6,350
6,400	0.00	0.00	0.00	-	1.30	-	-	0.00	0.00	0.00	-	23.50	-	-			0.00	0.00	0.00	-	828.00	-	-	0.00	0.00	0.00	-	865.00	-	-			6,400
6,450	-	-	-	-	-	-	-	0.00	0.00	0.00	-	20.00	-	-			-	-	-	-	-	-	-	0.00	0.00	0.00	-	911.00	-	-			6,450
6,500	-	-	-	-	-	-	-	0.00	0.00	0.00	-	16.75	-	-			-	-	-	-	-	-	0.00	0.00	0.00	-	958.00	-	-			6,500	
6,550	-	-	-	-	-	-	-	0.00	0.00	0.00	-	14.25	-	-			-	-	-	-	-	-	0.00	0.00	0.00	-	1,005.00	-	-			6,550	
6,600	-	-	-	-	-	-	-	0.00	0.00	0.00	-	12.00	-	-			-	-	-	-	-	-	0.00	0.00	0.00	-	1,053.00	-	-			6,600	
6,650	-	-	-	-	-	-	-	0.00	0.00	0.00	-	10.00	-	-			-	-	-	-	-	-	0.00	0.00	0.00	-	1,101.00	-	-			6,650	
Totals:						0	1,026					10	185			0	0					5	1,283					5	290			0	0
Number of Trades:						0						3		0									5					1			0		

Allwyn AG (CR)

(Contract Size: 100 Securities, Exercise Style: American, Physical Delivery)

Call Options														Put Options																			
Exercise Price	May 2026						June 2026						Other Months		May 2026						June 2026						Other Months		Exercise Price				
	Open price	Price max	Price min	Last price	Closing price	Volume	Open Interest	Open price	Price max	Price min	Last price	Closing price	Volume	Open Interest	Volume	Open Interest	Open price	Price max	Price min	Last price	Closing price	Volume	Open Interest	Open price	Price max	Price min	Last price	Closing price		Volume	Open Interest	Volume	Open Interest
9.000	0.000	0.000	0.000		4.02	-	-	0.000	0.000	0.000		4.04	-	-			0.000	0.000	0.000		0.001	-	-	0.000	0.000	0.000		0.001	-	-			0.090
9.250	0.000	0.000	0.000		3.77	-	-	0.000	0.000	0.000		3.79	-	-			0.000	0.000	0.000		0.002	-	-	0.000	0.000	0.000		0.002	-	-			0.093
9.500	0.000	0.000	0.000		3.52	-	-	0.000	0.000	0.000		3.54	-	-			0.000	0.000	0.000		0.004	-	-	0.000	0.000	0.000		0.003	-	-			0.095
9.750	0.000	0.000	0.000		3.27	-	-	0.000	0.000	0.000		3.29	-	-			0.000	0.000	0.000		0.007	-	-	0.000	0.000	0.000		0.006	-	-			0.098
10.000	0.000	0.000	0.000		3.02	-	-	0.000	0.000	0.000		3.05	-	-			0.000	0.000	0.000		0.001	-	-	0.000	0.000	0.000		0.010	-	-			0.100
10.500	0.000	0.000	0.000		2.52	-	-	0.000	0.000	0.000		2.57	-	-			0.000	0.000	0.000		0.001	-	-	0.000	0.000	0.000		0.028	-	-			0.105
11.000	0.000	0.000	0.000		2.03	-	-	0.000	0.000	0.000		2.11	-	-			0.000	0.000	0.000		0.006	-	-	0.000	0.000	0.000		0.068	-	-			0.110
11.500	0.000	0.000	0.000		1.55	-	-	0.000	0.000	0.000		1.68	-	-			0.000	0.000	0.000		0.025	-	-	0.000	0.000	0.000		0.139	-	-			0.115
12.000	0.000	0.000	0.000		1.10	-	-	0.000	0.000	0.000		1.30	-	-			0.000	0.000	0.000		0.079	-	15	0.000	0.000	0.000		0.252	-	-			0.120
12.500	0.000	0.000	0.000		0.718	-	-	0.000	0.000	0.000		0.964	-	-			0.000	0.000	0.000		0.197	-	-	0.000	0.000	0.000		0.419	-	-			0.125
13.000	0.000	0.000	0.000		0.422	-	-	0.000	0.000	0.000		0.690	-	-			0.000	0.000	0.000		0.400	-	-	0.000	0.000	0.000		0.645	-	-			0.130
13.500	0.000	0.000	0.000		0.225	-	15	0.000	0.000	0.000		0.477	-	-			0.000	0.000	0.000		0.704	-	5	0.000	0.000	0.000		0.932	-	-			0.135
14.000	0.000	0.000	0.000		0.106	-	15	0.000	0.000	0.000		0.317	-	-			0.000	0.000	0.000		1.09	-	25	0.000	0.000	0.000		1.27	-	-			0.140
14.500	0.000	0.000	0.000		0.044	-	30	0.000	0.000	0.000		0.204	-	-			0.000	0.000	0.000		1.52	-	15	0.000	0.000	0.000		1.66	-	-			0.145
15.000	0.000	0.000	0.000		0.017	-	30	0.000	0.000	0.000		0.128	-	-			0.000	0.000	0.000		2.00	-	-	0.000	0.000	0.000		2.09	-	-			0.150
15.500	0.000	0.000	0.000		0.005	-	-	0.000	0.000	0.000		0.077	-	-			0.000	0.000	0.000		2.49	-	-	0.000	0.000	0.000		2.54	-	-			0.155
16.000	0.000	0.000	0.000		0.002	-	-	0.000	0.000	0.000		0.045	-	-			0.000	0.000	0.000		2.99	-	-	0.000	0.000	0.000		3.01	-	-			0.160
16.500	0.000	0.000	0.000		0.001	-	-	0.000	0.000	0.000		0.026	-	-			0.000	0.000	0.000		3.49	-	-	0.000	0.000	0.000		3.50	-	-			0.165
17.000	0.000	0.000	0.000		0.001	-	-	0.000	0.000	0.000		0.014	-	-			0.000	0.000	0.000		3.99	-	-	0.000	0.000	0.000		3.99	-	-			0.170
17.500	0.000	0.000	0.000		0.001	-	-	0.000	0.000	0.000		0.007	-	-			0.000	0.000	0.000		4.49	-	-	0.000	0.000	0.000		4.49	-	-			0.175
18.000	0.000	0.000	0.000		0.001	-	-	0.000	0.000	0.000		0.004	-	-			0.000	0.000	0.000		4.99	-	-	0.000	0.000	0.000		4.99	-	-			0.180
18.500	0.000	0.000	0.000		0.004	-	-	0.000	0.000	0.000		0.002	-	-			0.000	0.000	0.000		5.49	-	-	0.000	0.000	0.000		5.49	-	-			0.185
19.000	0.000	0.000	0.000		0.002	-	-	0.000	0.000	0.000		0.001	-	-			0.000	0.000	0.000		5.99	-	50	0.000	0.000	0.000		5.99	-	-			0.190
19.500	0.000	0.000	0.000		0.001	-	-	0.000	0.000	0.000		0.001	-	-			0.000	0.000	0.000		6.49	-	50	0.000	0.000	0.000		6.49	-	-			0.195
20.000	0.000	0.000	0.000		0.001	-	-	0.000	0.000	0.000		0.001	-	-			0.000	0.000	0.000		6.99	-	-	0.000	0.000	0.000		6.99	-	-			0.200
21.000	0.000	0.000	0.000		0.001	-	-	0.000	0.000	0.000		0.001	-	-			0.000	0.000	0.000		7.99	-	-	0.000	0.000	0.000		7.99	-	-			0.210
22.000	0.000	0.000	0.000		0.001	-	-	0.000	0.000	0.000		0.001	-	-			0.000	0.000	0.000		8.99	-	-	0.000	0.000	0.000		8.99	-	-			0.220
23.000	0.000	0.000	0.000		0.001	-	-	0.000	0.000	0.000		0.001	-	-			0.000	0.000	0.000		9.99	-	-	0.000	0.000	0.000		9.99	-	-			0.230
24.000						-	-	0.000	0.000	0.000		0.001	-	-								-	-	0.000	0.000	0.000		10.99	-	-			0.240
25.000						-	-	0.000	0.000	0.000		0.002	-	-								-	-	0.000	0.000	0.000		11.99	-	-			0.250
26.000						-	-	0.000	0.000	0.000		0.001	-	-								-	-	0.000	0.000	0.000		12.99	-	-			0.260
27.000						-	-	0.000	0.000	0.000		0.001	-	-								-	-	0.000	0.000	0.000		13.99	-	-			0.270
28.000						-	-	0.000	0.000	0.000		0.001	-	-								-	-	0.000	0.000	0.000		14.99	-	-			0.280
29.000						-	-	0.000	0.000	0.000		0.001	-	-								-	-	0.000	0.000	0.000		15.99	-	-			0.290
30.000						-	-	0.000	0.000	0.000		0.001	-	-								-	-	0.000	0.000	0.000		16.99	-	-			0.300

Allwyn AG (CR)

(Contract Size: 100 Securities, Exercise Style: American, Physical Delivery)

	Call Options														Put Options																				
	May 2026							June 2026							Other Months		May 2026							June 2026							Other Months				
Exercise Price	Open price	Price max	Price min	Last price	Closing price	Volume	Open Interest	Open price	Price max	Price min	Last price	Closing price	Volume	Open Interest	Volume	Open Interest	Open price	Price max	Price min	Last price	Closing price	Volume	Open Interest	Open price	Price max	Price min	Last price	Closing price	Volume	Open Interest	Volume	Open Interest	Exercise Price		
Totals:						0	90						0	0	0	0						0	160						0	0	0	0			
Number of Trades:							0						0		0							0.00						0		0					

ALPHA BANK (CR)

(Contract Size: 100 Securities, Exercise Style: American, Physical Delivery)

Call Options														Put Options																			
Exercise Price	May 2026						June 2026						Other Months		May 2026						June 2026						Other Months		Exercise Price				
	Open price	Price max	Price min	Last price	Closing price	Volume	Open Interest	Open price	Price max	Price min	Last price	Closing price	Volume	Open Interest	Volume	Open Interest	Open price	Price max	Price min	Last price	Closing price	Volume	Open Interest	Open price	Price max	Price min	Last price	Closing price		Volume	Open Interest	Volume	Open Interest
2.000	0.000	0.000	0.000		1.51	-	-	0.000	0.000	0.000		1.52	-	-			0.000	0.000	0.000		0.001	-	-	0.000	0.000	0.000		0.001	-	-			0.020
2.100	0.000	0.000	0.000		1.41	-	-	0.000	0.000	0.000		1.42	-	-			0.000	0.000	0.000		0.001	-	-	0.000	0.000	0.000		0.001	-	-			0.021
2.200	0.000	0.000	0.000		1.31	-	-	0.000	0.000	0.000		1.32	-	-			0.000	0.000	0.000		0.001	-	-	0.000	0.000	0.000		0.001	-	-			0.022
2.300	0.000	0.000	0.000		1.21	-	-	0.000	0.000	0.000		1.22	-	-			0.000	0.000	0.000		0.001	-	-	0.000	0.000	0.000		0.001	-	-			0.023
2.400	0.000	0.000	0.000		1.11	-	-	0.000	0.000	0.000		1.12	-	-			0.000	0.000	0.000		0.001	-	-	0.000	0.000	0.000		0.003	-	-			0.024
2.500	0.000	0.000	0.000		1.01	-	-	0.000	0.000	0.000		1.02	-	-			0.000	0.000	0.000		0.002	-	-	0.000	0.000	0.000		0.005	-	-			0.025
2.600	0.000	0.000	0.000		0.913	-	-	0.000	0.000	0.000		0.926	-	-			0.000	0.000	0.000		0.004	-	-	0.000	0.000	0.000		0.009	-	-			0.026
2.700	0.000	0.000	0.000		0.813	-	-	0.000	0.000	0.000		0.834	-	-			0.000	0.000	0.000		0.001	-	-	0.000	0.000	0.000		0.016	-	-			0.027
2.800	0.000	0.000	0.000		0.714	-	-	0.000	0.000	0.000		0.744	-	-			0.000	0.000	0.000		0.002	-	-	0.000	0.000	0.000		0.026	-	-			0.028
2.900	0.000	0.000	0.000		0.617	-	-	0.000	0.000	0.000		0.657	-	-			0.000	0.000	0.000		0.004	-	-	0.000	0.000	0.000		0.039	-	-			0.029
3.000	0.000	0.000	0.000		0.522	-	-	0.000	0.000	0.000		0.575	-	-			0.000	0.000	0.000		0.009	-	-	0.000	0.000	0.000		0.057	-	-			0.030
3.100	0.000	0.000	0.000		0.432	-	4	0.000	0.000	0.000		0.500	-	-			0.000	0.000	0.000		0.019	-	-	0.000	0.000	0.000		0.081	-	-			0.031
3.200	0.000	0.000	0.000		0.348	-	-	0.000	0.000	0.000		0.429	-	-			0.000	0.000	0.000		0.035	-	-	0.000	0.000	0.000		0.110	-	-			0.032
3.300	0.000	0.000	0.000		0.272	-	15	0.000	0.000	0.000		0.366	-	-			0.000	0.000	0.000		0.059	-	-	0.000	0.000	0.000		0.146	-	-			0.033
3.400	0.000	0.000	0.000		0.207	-	-	0.000	0.000	0.000		0.309	-	-			0.000	0.000	0.000		0.094	-	-	0.000	0.000	0.000		0.189	-	-			0.034
3.500	0.000	0.000	0.000		0.152	-	-	0.000	0.000	0.000		0.256	-	-			0.000	0.000	0.000		0.139	-	-	0.000	0.000	0.000		0.237	-	-			0.035
3.600	0.000	0.000	0.000		0.108	-	-	0.000	0.000	0.000		0.214	-	-			0.000	0.000	0.000		0.195	-	-	0.000	0.000	0.000		0.294	-	-			0.036
3.700	0.000	0.000	0.000		0.075	-	-	0.000	0.000	0.000		0.173	-	-			0.000	0.000	0.000		0.261	-	-	0.000	0.000	0.000		0.354	-	-			0.037
3.800	0.000	0.000	0.000		0.050	-	-	0.000	0.000	0.000		0.142	-	-			0.000	0.000	0.000		0.337	-	-	0.000	0.000	0.000		0.423	-	-			0.038
3.900	0.000	0.000	0.000		0.032	-	-	0.000	0.000	0.000		0.113	-	-			0.000	0.000	0.000		0.419	-	-	0.000	0.000	0.000		0.494	-	-			0.039
4.000	0.000	0.000	0.000		0.020	-	10	0.000	0.000	0.000		0.092	-	10			0.000	0.000	0.000		0.507	-	-	0.000	0.000	0.000		0.572	-	-			0.040
4.250	0.000	0.000	0.000		0.005	-	-	0.000	0.000	0.000		0.050	-	-			0.000	0.000	0.000		0.743	-	-	0.000	0.000	0.000		0.781	-	-			0.043
4.400						-	-	0.000	0.000	0.000		0.035	-	-								-	-	0.000	0.000	0.000		0.916	-	-			0.044
4.500	0.000	0.000	0.000		0.001	-	-	0.000	0.000	0.000		0.026	-	-			0.000	0.000	0.000		0.990	-	-	0.000	0.000	0.000		1.01	-	-			0.045
4.750	0.000	0.000	0.000		0.001	-	-	0.000	0.000	0.000		0.013	-	-			0.000	0.000	0.000		1.24	-	-	0.000	0.000	0.000		1.25	-	-			0.048
4.800						-	-	0.000	0.000	0.000		0.011	-	-								-	-	0.000	0.000	0.000		1.29	-	-			0.048
5.000	0.000	0.000	0.000		0.001	-	-	0.000	0.000	0.000		0.006	-	-			0.000	0.000	0.000		1.49	-	-	0.000	0.000	0.000		1.49	-	-			0.050
5.250	0.000	0.000	0.000		0.002	-	-	0.000	0.000	0.000		0.003	-	-			0.000	0.000	0.000		1.74	-	-	0.000	0.000	0.000		1.74	-	-			0.053
5.500	0.000	0.000	0.000		0.001	-	-	0.000	0.000	0.000		0.001	-	-			0.000	0.000	0.000		1.99	-	-	0.000	0.000	0.000		1.99	-	-			0.055
5.750	0.000	0.000	0.000		0.001	-	-	0.000	0.000	0.000		0.001	-	-			0.000	0.000	0.000		2.24	-	-	0.000	0.000	0.000		2.24	-	-			0.058
6.000	0.000	0.000	0.000		0.001	-	-	0.000	0.000	0.000		0.001	-	-			0.000	0.000	0.000		2.49	-	-	0.000	0.000	0.000		2.49	-	-			0.060
6.250	0.000	0.000	0.000		0.001	-	-	0.000	0.000	0.000		0.001	-	-			0.000	0.000	0.000		2.74	-	-	0.000	0.000	0.000		2.74	-	-			0.063
6.500						-	-	0.000	0.000	0.000		0.001	-	-								-	-	0.000	0.000	0.000		2.99	-	-			0.065
6.750						-	-	0.000	0.000	0.000		0.001	-	-								-	-	0.000	0.000	0.000		3.24	-	-			0.068
7.000						-	-	0.000	0.000	0.000		0.001	-	-								-	-	0.000	0.000	0.000		3.49	-	-			0.070

ALPHA BANK (CR)

(Contract Size: 100 Securities, Exercise Style: American, Physical Delivery)

		Call Options														Put Options																				
		May 2026						June 2026						Other Months		May 2026						June 2026						Other Months		Exercise Price						
Exercise Price	Open price	Price max	Price min	Last price	Closing price	Volume	Open Interest	Open price	Price max	Price min	Last price	Closing price	Volume	Open Interest	Volume	Open Interest	Open price	Price max	Price min	Last price	Closing price	Volume	Open Interest	Open price	Price max	Price min	Last price	Closing price	Volume	Open Interest	Volume	Open Interest	Exercise Price			
Totals:						0	29							0	10	0	0							0	0							0	0	0	0	
Number of Trades:							0							0			0							0.00							0			0		

NATIONAL BANK (CR)

(Contract Size: 100 Securities, Exercise Style: American, Physical Delivery)

Call Options																Put Options																			
Exercise Price	May 2026						June 2026						Other Months		May 2026						June 2026						Other Months		Exercise Price						
	Open price	Price max	Price min	Last price	Closing price	Volume	Open Interest	Open price	Price max	Price min	Last price	Closing price	Volume	Open Interest	Volume	Open Interest	Open price	Price max	Price min	Last price	Closing price	Volume	Open Interest	Open price	Price max	Price min	Last price	Closing price		Volume	Open Interest	Volume	Open Interest		
8.250						-	-	0.000	0.000	0.000	5.63	-	-											0.000	0.000	0.000	0.001	-	-			0.083			
8.400						-	-	0.000	0.000	0.000	5.48	-	-											0.000	0.000	0.000	0.001	-	-			0.084			
8.500						-	-	0.000	0.000	0.000	5.39	-	-											0.000	0.000	0.000	0.001	-	-			0.085			
8.750	0.000	0.000	0.000		5.12	-	-	0.000	0.000	0.000	5.14	-	-			0.000	0.000	0.000	0.001	-	-			0.000	0.000	0.000	0.001	-	-			0.088			
8.800						-	-	0.000	0.000	0.000	5.09	-	-											0.000	0.000	0.000	0.001	-	-			0.088			
9.000	0.000	0.000	0.000		4.87	-	-	0.000	0.000	0.000	4.89	-	-			0.000	0.000	0.000	0.001	-	-			0.000	0.000	0.000	0.002	-	-			0.090			
9.200						-	-	0.000	0.000	0.000	4.69	-	-											0.000	0.000	0.000	0.004	-	-			0.092			
9.250	0.000	0.000	0.000		4.62	-	-	0.000	0.000	0.000	4.64	-	-			0.000	0.000	0.000	0.002	-	-			0.000	0.000	0.000	0.004	-	-			0.093			
9.500	0.000	0.000	0.000		4.37	-	-	0.000	0.000	0.000	4.39	-	-			0.000	0.000	0.000	0.001	-	-			0.000	0.000	0.000	0.006	-	-			0.095			
9.600						-	-	0.000	0.000	0.000	4.30	-	-											0.000	0.000	0.000	0.008	-	-			0.096			
9.750	0.000	0.000	0.000		4.12	-	-	0.000	0.000	0.000	4.15	-	-			0.000	0.000	0.000	0.001	-	-			0.000	0.000	0.000	0.011	-	-			0.098			
10.000	0.000	0.000	0.000		3.87	-	-	0.000	0.000	0.000	3.90	-	-			0.000	0.000	0.000	0.001	-	-			0.000	0.000	0.000	0.016	-	-			0.100			
10.500	0.000	0.000	0.000		3.37	-	-	0.000	0.000	0.000	3.43	-	-			0.000	0.000	0.000	0.001	-	-			0.000	0.000	0.000	0.036	-	-			0.105			
11.000	0.000	0.000	0.000		2.87	-	-	0.000	0.000	0.000	2.96	-	-			0.000	0.000	0.000	0.004	-	-			0.000	0.000	0.000	0.071	-	-			0.110			
11.500	0.000	0.000	0.000		2.39	-	-	0.000	0.000	0.000	2.52	-	-			0.000	0.000	0.000	0.014	-	-			0.000	0.000	0.000	0.129	-	-			0.115			
12.000	0.000	0.000	0.000		1.91	-	-	0.000	0.000	0.000	2.11	-	-			0.000	0.000	0.000	0.040	-	-			0.000	0.000	0.000	0.217	-	-			0.120			
12.500	0.000	0.000	0.000		1.47	-	-	0.000	0.000	0.000	1.74	-	-			0.000	0.000	0.000	0.100	-	-			0.000	0.000	0.000	0.344	-	-			0.125			
13.000	0.000	0.000	0.000		1.08	-	-	0.000	0.000	0.000	1.41	-	-			0.000	0.000	0.000	0.207	-	-			0.000	0.000	0.000	0.513	-	-			0.130			
13.500	0.000	0.000	0.000		0.747	-	30	0.000	0.000	0.000	1.12	-	-			0.000	0.000	0.000	0.375	-	-			0.000	0.000	0.000	0.723	-	-			0.135			
14.000	0.000	0.000	0.000		0.493	-	-	0.000	0.000	0.000	0.871	-	-			0.000	0.000	0.000	0.621	-	15			0.000	0.000	0.000	0.974	-	-			0.140			
14.500	0.000	0.000	0.000		0.306	-	-	0.000	0.000	0.000	0.663	-	-			0.000	0.000	0.000	0.933	-	-			0.000	0.000	0.000	1.27	-	-			0.145			
15.000	0.000	0.000	0.000		0.177	-	5	0.000	0.000	0.000	0.505	-	15			0.000	0.000	0.000	1.30	-	-			0.000	0.000	0.000	1.61	-	-			0.150			
15.500	0.000	0.000	0.000		0.095	-	15	0.000	0.000	0.000	0.374	-	-			0.000	0.000	0.000	1.72	-	-			0.000	0.000	0.000	1.98	-	-			0.155			
16.000	0.000	0.000	0.000		0.049	-	-	0.000	0.000	0.000	0.268	-	-			0.000	0.000	0.000	2.18	-	-			0.000	0.000	0.000	2.37	-	-			0.160			
16.500	0.000	0.000	0.000		0.024	-	-	0.000	0.000	0.000	0.196	-	-			0.000	0.000	0.000	2.66	-	-			0.000	0.000	0.000	2.80	-	-			0.165			
17.000	0.000	0.000	0.000		0.011	-	-	0.000	0.000	0.000	0.139	-	-			0.000	0.000	0.000	3.14	-	-			0.000	0.000	0.000	3.25	-	-			0.170			
17.500	0.000	0.000	0.000		0.005	-	-	0.000	0.000	0.000	0.094	-	-			0.000	0.000	0.000	3.64	-	-			0.000	0.000	0.000	3.70	-	-			0.175			
18.000	0.000	0.000	0.000		0.002	-	-	0.000	0.000	0.000	0.067	-	-			0.000	0.000	0.000	4.14	-	-			0.000	0.000	0.000	4.18	-	-			0.180			
18.500	0.000	0.000	0.000		0.001	-	-	0.000	0.000	0.000	0.044	-	-			0.000	0.000	0.000	4.64	-	-			0.000	0.000	0.000	4.66	-	-			0.185			
19.000	0.000	0.000	0.000		0.001	-	-	0.000	0.000	0.000	0.030	-	-			0.000	0.000	0.000	5.14	-	-			0.000	0.000	0.000	5.15	-	-			0.190			
19.500	0.000	0.000	0.000		0.001	-	-	0.000	0.000	0.000	0.020	-	-			0.000	0.000	0.000	5.64	-	-			0.000	0.000	0.000	5.64	-	-			0.195			
20.000	0.000	0.000	0.000		0.001	-	-	0.000	0.000	0.000	0.013	-	-			0.000	0.000	0.000	6.14	-	-			0.000	0.000	0.000	6.14	-	-			0.200			
21.000						-	-	0.000	0.000	0.000	0.005	-	-											0.000	0.000	0.000	7.14	-	-			0.210			
22.000						-	-	0.000	0.000	0.000	0.002	-	-											0.000	0.000	0.000	8.14	-	-			0.220			
Totals:						0	50					0	15	0	0								0	15								0	279	40	0
Number of Trades:						0						0		0									0.00									0	1		

OTE (CR)

(Contract Size: 100 Securities, Exercise Style: American, Physical Delivery)

Call Options														Put Options																		
May 2026							June 2026							Other Months		May 2026							June 2026							Other Months		Exercise Price
Open price	Price max	Price min	Last price	Closing price	Volume	Open Interest	Open price	Price max	Price min	Last price	Closing price	Volume	Open Interest	Volume	Open Interest	Open price	Price max	Price min	Last price	Closing price	Volume	Open Interest	Open price	Price max	Price min	Last price	Closing price	Volume	Open Interest	Volume	Open Interest	
10.000					-	-	0.000	0.000	0.000		8.33	-	-										0.000	0.000	0.000		0.001	-	-			0.100
10.500					-	-	0.000	0.000	0.000		7.83	-	-										0.000	0.000	0.000		0.001	-	-			0.105
11.000	0.000	0.000	0.000		7.31	-	-	0.000	0.000	0.000		7.33	-	-		0.000	0.000	0.000		0.001	-	-	0.000	0.000	0.000		0.001	-	-			0.110
11.500	0.000	0.000	0.000		6.81	-	-	0.000	0.000	0.000		6.83	-	-		0.000	0.000	0.000		0.001	-	-	0.000	0.000	0.000		0.001	-	-			0.115
12.000	0.000	0.000	0.000		6.31	-	-	0.000	0.000	0.000		6.33	-	-		0.000	0.000	0.000		0.001	-	-	0.000	0.000	0.000		0.002	-	-			0.120
12.500	0.000	0.000	0.000		5.81	-	-	0.000	0.000	0.000		5.84	-	-		0.000	0.000	0.000		0.002	-	-	0.000	0.000	0.000		0.001	-	-			0.125
13.000	0.000	0.000	0.000		5.31	-	-	0.000	0.000	0.000		5.34	-	-		0.000	0.000	0.000		0.001	-	-	0.000	0.000	0.000		0.001	-	-			0.130
13.500	0.000	0.000	0.000		4.81	-	-	0.000	0.000	0.000		4.84	-	-		0.000	0.000	0.000		0.001	-	-	0.000	0.000	0.000		0.001	-	-			0.135
14.000	0.000	0.000	0.000		4.31	-	-	0.000	0.000	0.000		4.34	-	-		0.000	0.000	0.000		0.001	-	-	0.000	0.000	0.000		0.002	-	-			0.140
14.500	0.000	0.000	0.000		3.81	-	-	0.000	0.000	0.000		3.85	-	-		0.000	0.000	0.000		0.001	-	-	0.000	0.000	0.000		0.005	-	-			0.145
15.000	0.000	0.000	0.000		3.31	-	-	0.000	0.000	0.000		3.36	-	-		0.000	0.000	0.000		0.001	-	-	0.000	0.000	0.000		0.015	-	-			0.150
15.500	0.000	0.000	0.000		2.82	-	-	0.000	0.000	0.000		2.88	-	-		0.000	0.000	0.000		0.001	-	-	0.000	0.000	0.000		0.035	-	-			0.155
16.000	0.000	0.000	0.000		2.32	-	-	0.000	0.000	0.000		2.42	-	-		0.000	0.000	0.000		0.004	-	30	0.000	0.000	0.000		0.074	-	-			0.160
16.500	0.000	0.000	0.000		1.83	-	-	0.000	0.000	0.000		1.99	-	-		0.000	0.000	0.000		0.017	-	-	0.000	0.000	0.000		0.139	-	-			0.165
17.000	0.000	0.000	0.000		1.37	-	-	0.000	0.000	0.000		1.59	-	-		0.000	0.000	0.000		0.055	-	46	0.000	0.000	0.000		0.240	-	-			0.170
17.500	0.000	0.000	0.000		0.957	-	-	0.000	0.000	0.000		1.24	-	-		0.000	0.000	0.000		0.141	-	30	0.000	0.000	0.000		0.386	-	-			0.175
18.000	0.000	0.000	0.000		0.611	-	-	0.000	0.000	0.000		0.932	-	-		0.000	0.000	0.000		0.295	-	-	0.000	0.000	0.000		0.583	-	-			0.180
18.500	0.000	0.000	0.000		0.359	-	-	0.000	0.000	0.000		0.682	-	-		0.000	0.000	0.000		0.542	-	-	0.000	0.000	0.000		0.833	-	-			0.185
19.000	0.000	0.000	0.000		0.187	-	-	0.000	0.000	0.000		0.483	-	-		0.000	0.000	0.000		0.872	-	-	0.000	0.000	0.000		1.13	-	-			0.190
19.500	0.000	0.000	0.000		0.088	-	-	0.000	0.000	0.000		0.330	-	-		0.000	0.000	0.000		1.27	-	-	0.000	0.000	0.000		1.48	-	-			0.195
20.000	0.000	0.000	0.000		0.037	-	-	0.000	0.000	0.000		0.217	-	-		0.000	0.000	0.000		1.73	-	-	0.000	0.000	0.000		1.87	-	-			0.200
21.000	0.000	0.000	0.000		0.004	-	-	0.000	0.000	0.000		0.088	-	-		0.000	0.000	0.000		2.70	-	-	0.000	0.000	0.000		2.75	-	-			0.210
22.000	0.000	0.000	0.000		0.001	-	-	0.000	0.000	0.000		0.031	-	-		0.000	0.000	0.000		3.70	-	-	0.000	0.000	0.000		3.71	-	-			0.220
23.000	0.000	0.000	0.000		0.001	-	-	0.000	0.000	0.000		0.009	-	-		0.000	0.000	0.000		4.70	-	-	0.000	0.000	0.000		4.70	-	-			0.230
24.000	0.000	0.000	0.000		0.001	-	-	0.000	0.000	0.000		0.003	-	-		0.000	0.000	0.000		5.70	-	-	0.000	0.000	0.000		5.70	-	-			0.240
25.000	0.000	0.000	0.000		0.001	-	-	0.000	0.000	0.000		0.001	-	-		0.000	0.000	0.000		6.70	-	-	0.000	0.000	0.000		6.70	-	-			0.250
26.000	0.000	0.000	0.000		0.001	-	-	0.000	0.000	0.000		0.001	-	-		0.000	0.000	0.000		7.70	-	-	0.000	0.000	0.000		7.70	-	-			0.260
27.000	0.000	0.000	0.000		0.001	-	-	0.000	0.000	0.000		0.001	-	-		0.000	0.000	0.000		8.70	-	-	0.000	0.000	0.000		8.70	-	-			0.270
Totals:						0	0					0	0		0	0					0	106					0	47		0	0	
Number of Trades:						0						0		0		0					0.00						0				0	

PIRAEUS BANK (CR)

(Contract Size: 100 Securities, Exercise Style: American, Physical Delivery)

Exercise Price	Call Options														Put Options																	
	May 2026						June 2026						Other Months		May 2026						June 2026						Other Months		Exercise Price			
	Open price	Price max	Price min	Last price	Closing price	Volume	Open Interest	Open price	Price max	Price min	Last price	Closing price	Volume	Open Interest	Volume	Open Interest	Open price	Price max	Price min	Last price	Closing price	Volume	Open Interest	Open price	Price max	Price min	Last price	Closing price		Volume	Open Interest	Volume
4.250	0.000	0.000	0.000	3.94	-	-	0.000	0.000	0.000	3.95	-	-				0.000	0.000	0.000	0.001	-	-			0.000	0.000	0.000	0.001	-		-		
4.500	0.000	0.000	0.000	3.69	-	-	0.000	0.000	0.000	3.70	-	-				0.000	0.000	0.000	0.001	-	-			0.000	0.000	0.000	0.001	-	-			0.045
4.750	0.000	0.000	0.000	3.44	-	-	0.000	0.000	0.000	3.45	-	-				0.000	0.000	0.000	0.001	-	-			0.000	0.000	0.000	0.001	-	-			0.048
5.000	0.000	0.000	0.000	3.19	-	-	0.000	0.000	0.000	3.21	-	-				0.000	0.000	0.000	0.001	-	-			0.000	0.000	0.000	0.001	-	-			0.050
5.250	0.000	0.000	0.000	2.94	-	-	0.000	0.000	0.000	2.96	-	-				0.000	0.000	0.000	0.002	-	-			0.000	0.000	0.000	0.002	-	-			0.053
5.500	0.000	0.000	0.000	2.70	-	-	0.000	0.000	0.000	2.71	-	-				0.000	0.000	0.000	0.001	-	-			0.000	0.000	0.000	0.004	-	-			0.055
5.750	0.000	0.000	0.000	2.45	-	-	0.000	0.000	0.000	2.47	-	-				0.000	0.000	0.000	0.001	-	-			0.000	0.000	0.000	0.009	-	-			0.058
6.000	0.000	0.000	0.000	2.20	-	-	0.000	0.000	0.000	2.22	-	-				0.000	0.000	0.000	0.001	-	-			0.000	0.000	0.000	0.018	-	-			0.060
6.250	0.000	0.000	0.000	1.95	-	-	0.000	0.000	0.000	1.99	-	-				0.000	0.000	0.000	0.001	-	-			0.000	0.000	0.000	0.032	-	-			0.063
6.500	0.000	0.000	0.000	1.70	-	-	0.000	0.000	0.000	1.76	-	-				0.000	0.000	0.000	0.003	-	-			0.000	0.000	0.000	0.054	-	-			0.065
6.750	0.000	0.000	0.000	1.46	-	-	0.000	0.000	0.000	1.54	-	-				0.000	0.000	0.000	0.009	-	-			0.000	0.000	0.000	0.085	-	-			0.068
7.000	0.000	0.000	0.000	1.22	-	-	0.000	0.000	0.000	1.34	-	-				0.000	0.000	0.000	0.022	-	-			0.000	0.000	0.000	0.129	-	-			0.070
7.250	0.000	0.000	0.000	0.993	-	-	0.000	0.000	0.000	1.15	-	-				0.000	0.000	0.000	0.047	-	-			0.000	0.000	0.000	0.190	-	-			0.073
7.500	0.000	0.000	0.000	0.785	-	-	0.000	0.000	0.000	0.975	-	-				0.000	0.000	0.000	0.088	-	-			0.000	0.000	0.000	0.264	-	-			0.075
7.750	0.000	0.000	0.000	0.601	-	-	0.000	0.000	0.000	0.816	-	-				0.000	0.000	0.000	0.154	-	-			0.000	0.000	0.000	0.355	-	-			0.078
8.000	0.000	0.000	0.000	0.445	-	-	0.000	0.000	0.000	0.680	-	-				0.000	0.000	0.000	0.248	-	-			0.000	0.000	0.000	0.468	-	-			0.080
8.250	0.000	0.000	0.000	0.317	-	-	0.000	0.000	0.000	0.555	-	-				0.000	0.000	0.000	0.370	-	2			0.000	0.000	0.000	0.593	-	-			0.083
8.500	0.000	0.000	0.000	0.217	-	-	0.000	0.000	0.000	0.451	-	-				0.000	0.000	0.000	0.520	-	-			0.000	0.000	0.000	0.739	-	-			0.085
8.750	0.000	0.000	0.000	0.143	-	-	0.000	0.000	0.000	0.363	-	-				0.000	0.000	0.000	0.696	-	-			0.000	0.000	0.000	0.900	-	-			0.088
9.000	0.000	0.000	0.000	0.090	-	-	0.000	0.000	0.000	0.285	-	-				0.000	0.000	0.000	0.894	-	-			0.000	0.000	0.000	1.07	-	-			0.090
9.250	0.000	0.000	0.000	0.055	-	-	0.000	0.000	0.000	0.227	-	-				0.000	0.000	0.000	1.11	-	-			0.000	0.000	0.000	1.26	-	-			0.093
9.500	0.000	0.000	0.000	0.032	-	-	0.000	0.000	0.000	0.173	-	-				0.000	0.000	0.000	1.34	-	-			0.000	0.000	0.000	1.46	-	-			0.095
9.750	0.000	0.000	0.000	0.018	-	-	0.000	0.000	0.000	0.136	-	-				0.000	0.000	0.000	1.57	-	-			0.000	0.000	0.000	1.68	-	-			0.098
10.000	0.000	0.000	0.000	0.010	-	-	0.000	0.000	0.000	0.101	-	-				0.000	0.000	0.000	1.82	-	-			0.000	0.000	0.000	1.89	-	-			0.100
10.500	0.000	0.000	0.000	0.003	-	-	0.000	0.000	0.000	0.057	-	-				0.000	0.000	0.000	2.31	-	-			0.000	0.000	0.000	2.35	-	-			0.105
11.000	0.000	0.000	0.000	0.001	-	-	0.000	0.000	0.000	0.031	-	-				0.000	0.000	0.000	2.81	-	-			0.000	0.000	0.000	2.83	-	-			0.110
11.500	0.000	0.000	0.000	0.001	-	-	0.000	0.000	0.000	0.017	-	-				0.000	0.000	0.000	3.31	-	-			0.000	0.000	0.000	3.31	-	-			0.115
12.000	0.000	0.000	0.000	0.001	-	-	0.000	0.000	0.000	0.009	-	-				0.000	0.000	0.000	3.81	-	-			0.000	0.000	0.000	3.81	-	-			0.120
12.500	0.000	0.000	0.000	0.001	-	-	0.000	0.000	0.000	0.005	-	-				0.000	0.000	0.000	4.31	-	-			0.000	0.000	0.000	4.31	-	-			0.125
13.000					-	-	0.000	0.000	0.000	0.002	-	-												0.000	0.000	0.000	4.81	-	-			0.130
Totals:					0	0					0	0	0	0					0	2							0	0	0	0		
Number of Trades:					0						0		0							0.00							0		0			

PPC (CR)

(Contract Size: 100 Securities, Exercise Style: American, Physical Delivery)

Call Options																Put Options																		
May 2026								June 2026								Other Months		May 2026						June 2026						Other Months		Exercise Price		
Exercise Price	Open price	Price max	Price min	Last price	Closing price	Volume	Open Interest	Open price	Price max	Price min	Last price	Closing price	Volume	Open Interest	Volume	Open Interest	Open price	Price max	Price min	Last price	Closing price	Volume	Open Interest	Open price	Price max	Price min	Last price	Closing price	Volume	Open Interest	Volume		Open Interest	
9.200						-	-	0.000	0.000	0.000		9.03	-	-																				0.092
9.500						-	-	0.000	0.000	0.000		8.73	-	-																				0.095
9.600						-	-	0.000	0.000	0.000		8.63	-	-																				0.096
9.750						-	-	0.000	0.000	0.000		8.48	-	-																				0.098
10.000						-	-	0.000	0.000	0.000		8.23	-	-																				0.100
10.500						-	-	0.000	0.000	0.000		7.73	-	-																				0.105
11.000						-	-	0.000	0.000	0.000		7.23	-	-																				0.110
11.500						-	-	0.000	0.000	0.000		6.73	-	-																				0.115
12.000	0.000	0.000	0.000		6.21	-	-	0.000	0.000	0.000		6.23	-	-			0.000	0.000	0.000		0.001	-	-		0.000	0.000	0.000		0.001	-	-		0.120	
12.500	0.000	0.000	0.000		5.71	-	-	0.000	0.000	0.000		5.74	-	-			0.000	0.000	0.000		0.001	-	-		0.000	0.000	0.000		0.001	-	-		0.125	
13.000	0.000	0.000	0.000		5.21	-	-	0.000	0.000	0.000		5.24	-	-			0.000	0.000	0.000		0.001	-	-		0.000	0.000	0.000		0.001	-	-		0.130	
13.500	0.000	0.000	0.000		4.71	-	-	0.000	0.000	0.000		4.74	-	-			0.000	0.000	0.000		0.001	-	-		0.000	0.000	0.000		0.002	-	-		0.135	
14.000	0.000	0.000	0.000		4.21	-	-	0.000	0.000	0.000		4.25	-	-			0.000	0.000	0.000		0.002	-	-		0.000	0.000	0.000		0.005	-	-		0.140	
14.500	0.000	0.000	0.000		3.71	-	-	0.000	0.000	0.000		3.75	-	-			0.000	0.000	0.000		0.001	-	-		0.000	0.000	0.000		0.013	-	-		0.145	
15.000	0.000	0.000	0.000		3.21	-	-	0.000	0.000	0.000		3.27	-	-			0.000	0.000	0.000		0.001	-	-		0.000	0.000	0.000		0.029	-	-		0.150	
15.500	0.000	0.000	0.000		2.72	-	-	0.000	0.000	0.000		2.80	-	-			0.000	0.000	0.000		0.003	-	-		0.000	0.000	0.000		0.059	-	-		0.155	
16.000	0.000	0.000	0.000		2.23	-	-	0.000	0.000	0.000		2.36	-	-			0.000	0.000	0.000		0.010	-	-		0.000	0.000	0.000		0.112	-	-		0.160	
16.500	0.000	0.000	0.000		1.75	-	-	0.000	0.000	0.000		1.94	-	-			0.000	0.000	0.000		0.034	-	-		0.000	0.000	0.000		0.194	-	-		0.165	
17.000	0.000	0.000	0.000		1.31	-	-	0.000	0.000	0.000		1.56	-	-			0.000	0.000	0.000		0.090	-	10		0.000	0.000	0.000		0.316	-	-		0.170	
17.500	0.000	0.000	0.000		0.913	-	-	0.000	0.000	0.000		1.23	-	-			0.000	0.000	0.000		0.196	-	10		0.000	0.000	0.000		0.482	-	-		0.175	
18.000	0.000	0.000	0.000		0.596	-	13	0.000	0.000	0.000		0.945	-	-			0.000	0.000	0.000		0.380	-	-		0.000	0.000	0.000		0.696	-	-		0.180	
18.500	0.000	0.000	0.000		0.356	-	5	0.000	0.000	0.000		0.707	-	-			0.000	0.000	0.000		0.640	-	-		0.000	0.000	0.000		0.958	-	-		0.185	
19.000	0.000	0.000	0.000		0.197	-	2	0.000	0.000	0.000		0.515	-	-			0.993	0.993	0.993	0.993	0.993	15	-		0.000	0.000	0.000		1.27	-	-		0.190	
19.500	0.000	0.000	0.000		0.099	-	10	0.000	0.000	0.000		0.363	-	-			0.000	0.000	0.000		1.38	-	45		0.000	0.000	0.000		1.62	-	-		0.195	
20.000	0.000	0.000	0.000		0.044	-	15	0.000	0.000	0.000		0.248	-	-			0.000	0.000	0.000		1.83	-	15		0.000	0.000	0.000		2.00	-	-		0.200	
21.000	0.000	0.000	0.000		0.007	-	-	0.000	0.000	0.000		0.112	-	-			0.000	0.000	0.000		2.80	-	-		0.000	0.000	0.000		2.87	-	-		0.210	
22.000	0.000	0.000	0.000		0.001	-	-	0.000	0.000	0.000		0.043	-	-			0.000	0.000	0.000		3.80	-	-		0.000	0.000	0.000		3.81	-	-		0.220	
23.000	0.000	0.000	0.000		0.002	-	-	0.000	0.000	0.000		0.016	-	-			0.000	0.000	0.000		4.80	-	-		0.000	0.000	0.000		4.80	-	-		0.230	
24.000	0.000	0.000	0.000		0.001	-	-	0.000	0.000	0.000		0.005	-	-			0.000	0.000	0.000		5.80	-	-		0.000	0.000	0.000		5.80	-	-		0.240	
25.000	0.000	0.000	0.000		0.004	-	-	0.000	0.000	0.000		0.001	-	-			0.000	0.000	0.000		6.80	-	-		0.000	0.000	0.000		6.80	-	-		0.250	
26.000	0.000	0.000	0.000		0.001	-	-	0.000	0.000	0.000		0.001	-	-			0.000	0.000	0.000		7.80	-	-		0.000	0.000	0.000		7.80	-	-		0.260	
27.000	0.000	0.000	0.000		0.001	-	-	0.000	0.000	0.000		0.001	-	-			0.000	0.000	0.000		8.80	-	-		0.000	0.000	0.000		8.80	-	-		0.270	
28.000	0.000	0.000	0.000		0.001	-	-	0.000	0.000	0.000		0.001	-	-			0.000	0.000	0.000		9.80	-	-		0.000	0.000	0.000		9.80	-	-		0.280	
29.000	0.000	0.000	0.000		0.001	-	-	0.000	0.000	0.000		0.001	-	-			0.000	0.000	0.000		10.80	-	-		0.000	0.000	0.000		10.80	-	-		0.290	
30.000	0.000	0.000	0.000		0.001	-	-	0.000	0.000	0.000		0.001	-	-			0.000	0.000	0.000		11.80	-	-		0.000	0.000	0.000		11.80	-	-		0.300	

PPC (CR)

(Contract Size: 100 Securities, Exercise Style: American, Physical Delivery)

	Call Options														Put Options																					
	May 2026							June 2026							Other Months		May 2026							June 2026							Other Months					
Exercise Price	Open price	Price max	Price min	Last price	Closing price	Volume	Open Interest	Open price	Price max	Price min	Last price	Closing price	Volume	Open Interest	Volume	Open Interest	Open price	Price max	Price min	Last price	Closing price	Volume	Open Interest	Open price	Price max	Price min	Last price	Closing price	Volume	Open Interest	Volume	Open Interest	Exercise Price			
Totals:						0	45							0	0	0	0							0	80							0	0	0	0	
Number of Trades:							0							0	0	0	0							1.00								0	0	0	0	

Lending Products	Underlying Title	Multilateral Transactions[1]					Bilateral Transactions[2]		Stock Borrowing through OTC (volume)[3]
		Open Interest[5]	Volume(Offered)	Average Weighted	Transactions volume	Average Weighted	Transactions Volume	Average Weighted	Transactions Volume
ADMIEBOR	ADMIE (IPTO) HOLDING S.A. (CR)	3,700	---	---	---	---	---	---	5,249,021
AEGNBOR	AEGEAN AIRLINES (CR)	148,500	---	---	---	---	17,166	4.00%	946,374
AKTRBOR	AKTOR S.A. HOLDING CO. (CR)	---	---	---	---	---	---	---	853,955
ALWNBOR	Allwyn AG (CR)	---	---	---	---	---	---	---	12,419,222
ALPHABOR	ALPHA BANK (CR)	8,000	---	---	---	---	---	---	187,111,869
AETFBOR	ALPHA ETF FTSE Athex Large Cap	---	---	---	---	---	1,000	1.00%	2,000
AEMBOR	ALTER EGO MEDIA (CR)	---	---	---	---	---	---	---	---
AIABOR	ATHENS INTL AIRPORT (CR)	---	---	---	4,015	4.03%	---	---	495,747
ACAGBOR	AUSTRIACARD (CB)	---	---	---	---	---	---	---	962
OTOELBOR	AUTOHELLAS SA (CR)	---	---	---	---	---	---	---	72,458
AVAXBOR	AVAX S.A. (CR)	---	---	---	---	---	---	---	417,023
BYLOTBOR	BALLY'S INTRALOT (CR)	---	---	---	---	---	---	---	44,315,151
BOCHGRBOR	BANK OF CYPRUS (CR)	---	---	---	150	3.70%	---	---	519,281
EEEBOR	CC HBC AG (CR)	500	---	---	---	---	---	---	100,283
CENERBOR	CENERGY HOLDINGS (CB)	9,480	---	---	---	---	---	---	1,682,575
CREDIABOR	CrediaBank (CR)	778	---	---	---	---	93,810	4.00%	1,330,174
DIMANDBOR	DIMAND (CR)	---	---	---	---	---	---	---	7,342
ELLAKTORBOR	ELLAKTOR (CR)	50,318	---	---	---	---	---	---	161,680
ELHABOR	ELVALHALCOR (CR)	---	---	---	---	---	---	---	352,395
EUROBBOR	EUROBANK (CR)	45,000	---	---	---	---	---	---	92,066,465
EXAEBOR	EURONEXT ATHENS (CR)	4,755	---	---	---	---	---	---	343,370
EYDAPBOR	EYDAP S.A. (CR)	---	---	---	---	---	---	---	425,836
FOYRKBOR	FOURLIS (CR)	2,500	---	---	---	---	---	---	112,116
GEKTERNABOR	GEK TERNA (CR)	---	---	---	---	---	---	---	1,135,911
SARBOR	GR. SARANTIS S.A. (CR)	2,737	---	---	---	---	---	---	198,402
ELPEBOR	HELLENIQ ENERGY (CR)	---	---	---	---	---	---	---	701,402
INTEKBOR	IDEAL HOLDINGS (CR)	---	---	---	350	3.70%	---	---	63,652
INTRKBOR	INTRACOM HOLDINGS (CR)	---	---	---	---	---	---	---	274,139
BELABOR	JUMBO SA (CR)	---	---	---	---	---	---	---	758,428
KRIBOR	KRI-KRI S.A. (CR)	2,999	---	---	---	---	---	---	---
LAMDABOR	LAMDA DEVELOPMENT SA (CR)	---	---	---	---	---	---	---	248,560

Stock Lending Notes

[1] - Multilateral contracts Lending or Borrowing as per Methods 8-1, 8-2 and 8-3-3 (According to ATHEX BoD Resolution No.17)

[2] - Bilateral Contracts Lending or Borrowing as per Methods 8-3-1 and 8-3-2 & Contracts as per Method 4 (According to ATHEX BoD Resolution No.20)

[3] - The information concerning OTC Stock Borrowing Transactions is based on the statements of the Dematerialised Securities System (DSS) operators involved and refers to volumes that have been registered up until the previous working day.

[4] - Average Price (Volume weighted)

[5] - The Data concerning Open Interest before the start of trading session

Lending Products	Underlying Title	Open Interest[5]	Multilateral Transactions[1]				Bilateral Transactions[2]		Stock Borrowing through OTC (volume)[3]
			Volume(Offered)	Average Weighted	Transactions volume	Average Weighted	Transactions Volume	Average Weighted	Transactions Volume
MTLNBOR	METLEN PLC (CR)	500	---	---	---	---	---	1,632,917	
MIGBOR	MIG (CR)	1,495	---	---	---	---	---	39,913	
MOHBOR	MOTOR OIL (CR)	---	---	---	---	---	---	730,455	
ETEBOR	NATIONAL BANK (CR)	396	---	---	---	---	---	22,887,930	
NOVALBOR	NOVAL PROPERTY REIC (CR)	---	---	---	---	---	---	---	
OPTIMABOR	OPTIMA BANK (CR)	2,137	---	---	---	---	---	4,774,478	
HTOBOR	OTE (CR)	2,000	---	---	---	---	---	3,842,200	
PPABOR	P.P.A. S.A. (CR)	---	---	---	---	---	---	89,321	
TPEIRBOR	PIRAEUS BANK (CR)	56,367	---	---	---	---	---	12,529,386	
PPCBOR	PPC (CR)	154,966	---	---	320	3.70%	15,000	1.50%	19,504,029
PROFBOR	PROFILE SA (CR)	---	---	---	---	---	---	64,526	
QLCOBOR	QUALCO GROUP (CR)	---	---	---	---	---	---	910,774	
QUESTBOR	QUEST HOLDINGS (CR)	3,991	---	---	---	---	---	50,229	
TITCBOR	TITAN (CB)	50	---	---	---	---	---	144,307	
OLTHBOR	TPA SA (CR)	---	---	---	---	---	---	750	
TRESTATESBOR	TRADE ESTATES REIC (CR)	---	---	---	---	---	---	---	
VIOBOR	VIOHALCO SA/IV (CB)	---	---	---	---	---	---	---	

Stock Lending Notes

[1] - Multilateral contracts Lending or Borrowing as per Methods 8-1, 8-2 and 8-3-3 (According to ATHEX BoD Resolution No.17)

[2] - Bilateral Contracts Lending or Borrowing as per Methods 8-3-1 and 8-3-2 & Contracts as per Method 4 (According to ATHEX BoD Resolution No.20)

[3] - The information concerning OTC Stock Borrowing Transactions is based on the statements of the Dematerialised Securities System (DSS) operators involved and refers to volumes that have been registered up until the previous working day.

[4] - Average Price (Volume weighted)

[5] - The Data concerning Open Interest before the start of trading session

Sectors codification for listed companies

12003 -	ETF	10101010	Computer Services
10101015	Software	10102030	Computer Hardware
15101010	Telecommunications Equipment	15102015	Telecommunications Services
20101010	Health Care Facilities	20102010	Medical Equipment
20103015	Pharmaceuticals	30101010	Banks
30202000	Diversified Financial Services	30202010	Asset Managers & Custodians
30202015	Investment Services	30204000	Closed End Investments
30302010	Full Line Insurance	30302015	Insurance Brokers
30302025	Property and Casualty Insurance	35101010	Real Estate Holding and Development
35101015	Real Estate Services	35102000	Diversified REITs
35102045	Retail REITs.	40202015	Household Furnishings
40202020	Household Appliance	40203040	Electronic Entertainment
40204020	Clothing & Accessories	40301010	Entertainment
40301030	Publishing	40301035	Radio & TV Broadcasters
40401010	Diversified Retailers	40401020	Apparel Retailers
40401025	Home Improvement Retailers	40401030	Specialty Retailers
40501010	Airlines	40501015	Travel & Tourism
40501020	Casinos & Gambling	40501025	Hotels & Motels
45101015	Distillers & Vintners	45101020	Soft Drinks
45102010	Farming Fishing Ranching & Plantations	45102020	Food Products
45103010	Tobacco	45201010	Food Retailers & Wholesalers
45201020	Personal Products	50101010	Construction
50101020	Building Roof/Wallboard and Plumbing	50101030	Cement
50101035	Building Materials: Other	50202010	Electrical Components
50203015	Plastics	50203030	Containers & Packaging
50204000	Machinery: Industrial	50204020	Machinery: Construction & Handling
50205010	Industrial Suppliers	50205020	Back Office Support HR & Consulting
50205030	Forms & Bulk Printing Services	50206015	Commercial Vehicles & Parts
50206030	Marine Transportation	50206060	Transportation Services
55101000	Diversified Materials	55101020	Textile Products
55102000	General Mining	55102010	Iron & Steel
55102015	Metal Fabricating	55102035	Aluminum
60101020	Oil Refining and Marketing	65101010	Alternative Electricity
65101015	Conventional Electricity	65102000	Multi-Utilities
65102030	Water		



Λεωφ.Αθηνών 110 | 104 42 Αθήνα
110 Athinon Ave | 104 42 Athens GR
T +30 210 3366 800
<https://athens.euronext.com/>

