

Euronext Athens

**Ημερήσιο Δελτίο Συναλλακτικής
Δραστηριότητας**

Daily Official List of Trading Activity

26



Disclaimer:

This publication is for information purposes only and is not a recommendation to engage in investment activities. This publication is provided "as is" without representation or warranty of any kind. Whilst all reasonable care has been taken to ensure the accuracy of the content, Euronext does not guarantee its accuracy or completeness. Euronext will not be held liable for any loss or damages of any nature ensuing from using, trusting or acting on information provided. No information set out or referred to in this publication shall form the basis of any contract. The creation of rights and obligations in respect of financial products that are traded on the exchanges operated by Euronext's subsidiaries shall depend solely on the applicable rules of the market operator. All proprietary rights and interest in or connected with this publication shall vest in Euronext. No part of it may be redistributed in any form without the prior written permission of Euronext. Euronext refers to Euronext N.V. and its affiliates. Information regarding trademarks and intellectual property rights of Euronext is located at www.euronext.com/terms-use

©2026, Euronext N.V. – All rights reserved

The Company is not liable for the accuracy of the data included in listed companies' announcements. Only the sender of such an announcement is fully and solely liable for any infringement of third party's rights from the content of such announcement. All contents of the Daily Official List are provided only for information purposes and do not constitute investment advice or solicitation to invest in securities or other products listed for trading on the Exchange.

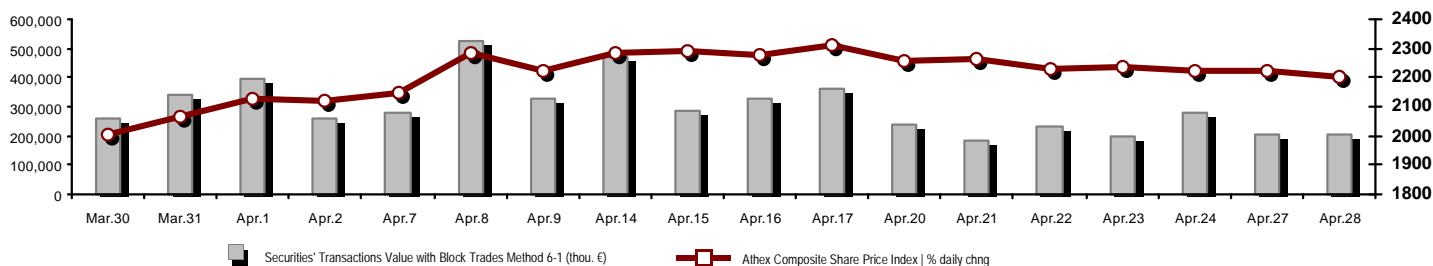
EURONEXT ATHENS HOLDING S.A.

110 Athinon Ave., 10442 Athens, Tel: (210) 33.66.800, Fax: (210) 32.13.938

<https://athens.euronext.com>

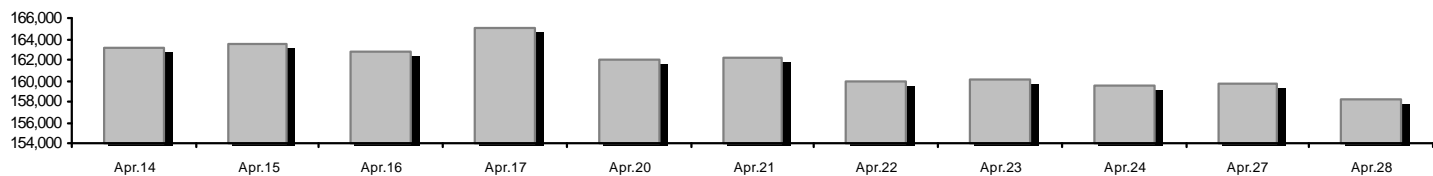
Summary of Markets

Athex Composite Share Price Index vs Shares and Derivatives Transactions Value

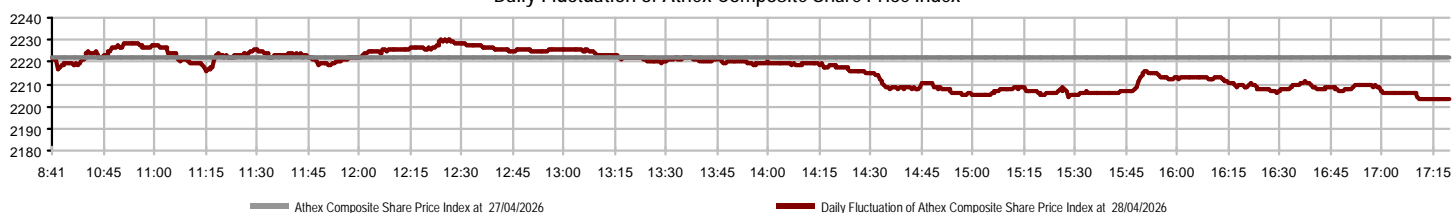


Euronext Athens Capitalisation (mill. €)**:	158,242.39	Derivatives Total Open Interest	1,784,589
Daily change: mill. € %	-1,488.38 -0.93%	in Index Futures % daily chng	9,443 2.06%
Yearly Avg Capitalisation: mill. € % chng prev year Avg	154,120.35 20.70%	in Stock Futures % daily chng	1,771,659 -0.01%
Athex Composite Share Price Index % daily chng	2,203.09 -0.85%	in Index Options % daily chng	2,559 7.43%
Athex Composite Share Price Index Capitalisation (mill. €)	148,151.56	in Stock Options % daily chng	928 3.57%
Daily change (mill. €)	-1,290.95		
Securities' Transactions Value with Block Trades Method 6-1 (t	203,477.17	Derivatives Contracts Volume:	42,970
Daily change: %	-110.41 -0.05%	Daily change: pieces %	17,366 67.83%
YtD Avg Trans. Value: thou. € % chng prev year Avg	355,035.05 64.31%	YtD Avg Derivatives Contracts % chng prev year Avg	82,135 42.64%
Blocks Transactions Value of Method 6-1 (thou. €)	11,604.02	Derivatives Trades Number:	2,052
Blocks Transactions Value of Method 6-2 & 6-3 (thou. €)	0.00	Daily change: number %	132 6.88%
Bonds Transactions Value (thou.€)	1,344.01	YtD Avg Trades number % chng prev year Avg	3,082 39.38%
Securities' Transactions Volume with Block Trades Method 6-1 (tho	31,841.19	Lending Total Open Interest	560,732
Daily change: thou. pieces %	5,272.66 19.85%	Daily change: pieces %	145,963 35.19%
YtD Avg Volume: % chng prev year Avg	54,889.44 31.67%	Lending Volume (Multilateral/Bilateral)	31,966
Blocks Transactions Volume of Method 6-1 (thou. Pieces)	2,030.23	Daily change: pieces %	-149,930
Blocks Transactions Volume of Method 6-2 & 6-3 (thou. Pieces)	0.00	Multilateral Lending	7,937
Bonds Transactions Volume	1,340,000	Bilateral Lending	24,029
Securities' Trades Number with Block Trades Method 6-1	62,298	Lending Trades Number:	6
Daily change: number %	7,290 13.25%	Daily change: %	-10
YtD Avg Trades number % chng prev year Avg	76,665 53.00%	Multilateral Lending Trades Number	4
Number of Blocks Method 6-1	21	Bilateral Lending Trades Number	2
Number of Blocks Method 6-2 & 6-3	0		
Number of Bonds Transactions	254		

Euronext Athens Capitalisation (mill. €)**



Daily Fluctuation of Athex Composite Share Price Index



Athex Indices

Index name	28/04/2026	27/04/2026	pts.	%	Min	Max	Year min	Year max	Year change
Athex Composite Share Price Index	2,203.09 €	2,222.04	-18.95	-0.85%	2,203.08	2,229.85	1,998.09	2,407.09	3.88% #
Athex Composite Index Total Return Index	4,362.42 €	4,397.62	-35.20	-0.80%	4,362.41	4,415.41	3,942.63	4,745.66	4.37% #
Athex ESG Index	2,613.58 €	2,635.98	-22.40	-0.85%	2,613.52	2,646.22	2,361.87	2,867.98	4.45% #
ATHEX Small Cap Price Index	2,418.81 €	2,430.53	-11.72	-0.48%	2,408.80	2,430.53	2,193.29	2,627.20	-5.10% €
ATHEX EN.A. Growth Price Index	18,186.11 €	18,573.67	-387.56	-2.09%	18,157.56	18,581.07	16,564.67	20,788.55	-8.08% €
FTSE/Athex Large Cap	5,585.76 €	5,633.11	-47.35	-0.84%	5,585.76	5,657.38	5,057.48	6,153.73	4.38% #
FTSE/Athex Mid Cap Index	2,863.89 €	2,910.11	-46.22	-1.59%	2,863.25	2,911.86	2,510.28	2,923.08	1.38% #
FTSE/ATHEX High Dividend Yield Index	4,625.00 €	4,691.46	-66.46	-1.42%	4,623.98	4,702.74	4,495.63	5,149.57	-6.42% €
FTSE/Athex Market Index	1,321.71 €	1,333.36	-11.65	-0.87%	1,321.69	1,338.46	1,190.89	1,449.15	4.81% #
FTSE/Athex Banks	2,520.54 €	2,550.72	-30.18	-1.18%	2,520.54	2,566.05	2,143.30	2,859.37	9.88% #
FTSE/ATHEX TECHNOLOGY & TELECOMMUNICAT	6,854.23 €	6,931.38	-77.15	-1.11%	6,835.73	6,944.25	6,027.65	6,944.25	1.18% #
FTSE/ATHEX HEALTH CARE	6,278.18 #	6,116.66	161.52	2.64%	6,083.23	6,316.14	4,884.62	6,316.14	23.56% #
FTSE/ATHEX FINANCIAL SERVICES	11,787.06 €	11,927.96	-140.90	-1.18%	11,787.06	11,998.50	10,029.11	13,356.35	9.88% #
FTSE/ATHEX REAL ESTATE	5,343.06 €	5,380.91	-37.85	-0.70%	5,338.73	5,404.12	5,093.00	5,898.28	-4.87% €
FTSE/ATHEX CONSUMER DISCRETIONARY	4,714.13 €	4,834.78	-120.65	-2.50%	4,713.56	4,857.74	4,472.82	5,876.98	-19.29% €
FTSE/ATHEX CONSUMER STAPLES	9,631.07 €	9,639.71	-8.64	-0.09%	9,611.22	9,690.65	8,640.95	10,243.39	9.29% #
FTSE/ATHEX INDUSTRIALS	11,645.58 €	11,809.25	-163.67	-1.39%	11,612.10	11,837.72	10,051.45	12,182.07	15.86% #
FTSE/ATHEX BASIC MATERIALS	10,579.88 €	10,709.38	-129.50	-1.21%	10,518.35	10,762.00	8,778.94	11,861.41	11.06% #
FTSE/ATHEX ENERGY & UTILITIES	6,584.26 €	6,594.67	-10.41	-0.16%	6,562.59	6,641.79	6,127.28	7,506.29	-4.26% €
Athex All Share Index	502.71 €	507.44	-4.73	-0.93%	502.71	502.71	460.14	542.74	3.81% #
Hellenic Mid & Small Cap Index	3,049.08 €	3,088.71	-39.63	-1.28%	3,048.43	3,091.31	2,761.30	3,120.01	5.31% #
FTSE/Athex Large Cap Total Return	10,038.03 €	10,123.12	-85.09	-0.84%			9,100.35	11,012.64	4.85% #
FTSE/Athex Mid Cap Total Return	4,126.70 €	4,193.30	-66.60	-1.59%			3,625.91	4,193.30	1.81% #
MSCI GREECE REBASED	8,901.36 €	9,014.03	-112.67	-1.25%	8,901.36	9,056.29	7,755.87	10,138.65	3.94% #
Hellenic Corporate Bond Index	144.38 €	144.48	-0.10	-0.07%			143.28	145.27	0.01% #
Hellenic Corporate Bond Price Index	92.82 €	92.91	-0.10	-0.10%			92.37	93.97	-1.19% €

Note 1: FTSE/Med 100, Hellenic Corporate Bond Price Index and Hellenic Corporate Bond Index closing prices refer to the previous trading day of 24/04/2026.

Note 2: The Hellenic Mid & Small Cap Index is a Customized index calculated by the Athens Exchange.

Analytic Figures for Athex Market's Boards and Categories

	Total Traded Securities	Main Market	Surveillance	Exchange Traded Funds (ETFs)
Totals	126	125	0	1
Gain / Lose / Same:	36 / 72 / 18	36 / 71 / 18	0 / 0 / 0	0 / 1 / 0
Euronext Athens Capitalisation (mill. €)	158,242.39	158,239.68	2.71	
Daily Average Trans/ons Value(thou.€)	355,035.05	354,930.72	4.98	469.21
Transactions Value	203,477.17	203,304.12	0.00	173.05
Main Board:	191,873.15	191,700.10	0.00	173.05
Blocks Board 6_2_3:	11,604.02	11,604.02	0.00	0.00
Forced Sales Board:	0.00	0.00	0.00	0.00
Special Terms Board:	0.00	0.00	0.00	0.00
Daily Average Transactions Volume	54,889,442	54,927,557	5,260	8,256
Transactions Volume	31,841,186	31,838,141	0	3,045
Main Board:	29,810,961	29,807,916	0	3,045
Blocks Board 6_2_3:	2,030,225	2,030,225	0	0
Forced Sales Board:	0	0	0	0
Special Terms Board:	0	0	0	0
Daily Average Number of Trades	76,665	76,496	11	160
Number of Trades	62,298	62,165	0	133
Main Board:	62,277	62,144	0	133
Blocks Board 6_2_3:	21	21	0	0
Forced Sales Board:	0	0	0	0
Special Terms Board:	0	0	0	0

Trading Details by Euronext Athens Sectors and Financial Instruments (ETFs)

Code	Sectors	Gain / Lose / Same	Number of Trades	Transactions Volume	Transactions Value	% of Total Trans. Value
3010	- Banks	1 / 7 / 0	23,440	19,849,232	100,895,965.34	49.59%
5510	- Basic Resources	1 / 8 / 3	1,385	229,192	1,669,144.45	0.82%
5010	- Construction & Materials	1 / 10 / 1	5,360	1,260,938	14,558,372.58	7.15%
4020	- Consumer Products & Services	1 / 1 / 1	6	4,051	1,331.10	0.00%
6010	- Energy	3 / 1 / 0	3,150	343,776	6,396,875.75	3.14%
12000	- Financial Instruments	0 / 1 / 0	133	3,045	173,052.18	0.09%
3020	- Financial Services	1 / 3 / 0	192	21,072	160,157.67	0.08%
4510	- Food Beverage & Tobacco	3 / 2 / 1	477	66,071	1,959,651.99	0.96%
2010	- Health Care	2 / 1 / 0	499	845,742	1,300,772.04	0.64%
5020	- Industrial Goods & Services	9 / 7 / 3	2,894	684,065	8,398,901.95	4.13%
3030	- Insurance	1 / 1 / 0	123	44,633	153,601.85	0.08%
4030	- Media	1 / 1 / 1	271	73,147	283,561.30	0.14%
4520	- Personal Care, Drug & Grocery Stores	1 / 1 / 0	322	27,497	338,681.65	0.17%
3510	- Real Estate	4 / 6 / 2	1,884	458,292	2,100,623.23	1.03%
4040	- Retail	3 / 5 / 2	3,408	671,363	10,359,397.14	5.09%
1010	- Technology	1 / 8 / 3	2,169	663,255	3,144,700.33	1.55%
1510	- Telecommunications	1 / 1 / 0	2,352	429,240	7,826,375.23	3.85%
4050	- Travel & Leisure	1 / 4 / 1	7,971	4,779,114	18,971,074.99	9.32%
6510	- Utilities	1 / 4 / 0	6,262	1,387,461	24,784,928.33	12.18%

Top 10 best & worst performing Shares

Main Market

With positive Price change	Closing price	change	With negative Price change	Closing price	change
LAVIPHARM SA (CR)	1.53	5.52% #	YKNOT (CR)	1.075	-10.42% €
THRACE PLASTICS SA (CR)	4.145	2.85% #	AEGEAN AIRLINES (CR)	11.73	-6.90% €
ONYX TOURISTIKI S.A. (CR)	1.454	1.82% #	CrediaBank (CR)	1.226	-6.41% €
AVE (CR)	0.455	1.34% #	LOULIS FOOD (CR)	3.66	-6.15% €
INTERLIFE G.C.I.(CR)	6.9	1.17% #	ILYDA S.A. (CR)	4.65	-4.61% €
PAPOUTSANIS (CR)	3.68	1.10% #	INTRACOM HOLDINGS (CR)	3.3	-4.35% €
ADMIE (IPTO) HOLDING S.A. (CR)	3.245	1.09% #	DOMIKI KRITIS SA (CR)	2.03	-4.24% €
REVOIL (CR)	1.61	0.94% #	QUALITY & RELIABILITY SA (CR)	1.182	-3.43% €
CC HBC AG (CR)	49	0.93% #	BALLY'S INTRALOT (CR)	1.094	-3.19% €
MOTOR OIL (CR)	35.3	0.80% #	AVAX S.A. (CR)	2.985	-3.08% €
With the highest Transactions Value	Value (thou. €)	change	With the highest Transactions Volume	Volume	change
PIRAEUS BANK (CR)	26,649.68	-0.85% €	ALPHA BANK (CR)	6,475,127	-2.48% €
NATIONAL BANK (CR)	25,186.92	-1.63% €	EUROBANK (CR)	4,270,012	-0.65% €
ALPHA BANK (CR)	22,838.08	-2.48% €	CrediaBank (CR)	3,447,888	-6.41% €
EUROBANK (CR)	16,273.06	-0.65% €	BALLY'S INTRALOT (CR)	3,341,655	-3.19% €
PPC (CR)	15,761.36	-0.55% €	PIRAEUS BANK (CR)	3,236,510	-0.85% €
Allwyn AG (CR)	11,307.22	-2.40% €	NATIONAL BANK (CR)	1,807,354	-1.63% €
JUMBO SA (CR)	9,350.09	-1.53% €	PPC (CR)	864,329	-0.55% €
GEK TERNA (CR)	9,130.95	-2.62% €	Allwyn AG (CR)	858,818	-2.40% €
OTE (CR)	7,785.57	-0.05% €	LAVIPHARM SA (CR)	823,917	5.52% #
METLEN PLC (CR)	7,120.14	-0.17% €	OTE (CR)	423,194	-0.05% €

Note: Stocks that are not included in the "Under Supervision" category, and the transactions value is more than 10,000 €.

Derivatives Summary

	Number of Trades	Volume	Open Interest
Index Futures	181	997	9,443
FTSE/Athex Banks	5	45	3,274
FTSE/Athex Large Cap	176	952	6,169
MSCI GREECE REBASED	0	0	0
Stock Futures	1,845	41,454	1,771,659
ADMIE (IPTO) HOLDING S.A. (CR)	11	169	7,892
AEGEAN AIRLINES (CR)	57	372	2,439
AKTOR S.A. HOLDING CO. (CR)	13	649	97,734
Allwyn AG (CR)	82	321	6,728
ALPHA BANK (CR)	300	7,815	67,488
ATHENS INTL AIRPORT (CR)	18	21	294
AUTOHELLAS SA (CR)	0	0	121
AVAX S.A. (CR)	22	135	2,494
BALLY'S INTRALOT (CR)	103	16,227	1,304,467
BANK OF CYPRUS (CR)	2	20	736
CC HBC AG (CR)	4	12	136
CENERGY HOLDINGS (CB)	14	42	4,124
CrediaBank (CR)	311	8,963	81,895
ELLAKTOR (CR)	1	1	1,654
ELVALHALCOR (CR)	28	99	2,898
EUROBANK (CR)	63	858	30,136
EURONEXT ATHENS (CR)	3	11	388
EYDAP S.A. (CR)	16	103	13,445
FOURLIS (CR)	5	25	2,996
GEK TERNA (CR)	34	118	4,983
HELLENIQ ENERGY (CR)	20	94	3,631
INTRACOM HOLDINGS (CR)	146	616	12,325
JUMBO SA (CR)	32	107	4,265
LAMDA DEVELOPMENT SA (CR)	87	519	22,165
METLEN PLC (CR)	59	211	15,045
MIG (CR)	0	0	145
MOTOR OIL (CR)	2	2	261
NATIONAL BANK (CR)	88	418	12,573
OPTIMA BANK (CR)	5	30	546
OTE (CR)	5	14	885
P.P.A. S.A. (CR)	0	0	41
PIRAEUS BANK (CR)	204	2,820	46,199
PPC (CR)	94	617	17,761
QUEST HOLDINGS (CR)	3	15	251
TITAN (CB)	2	5	404
VIOHALCO SA/NV (CB)	11	25	2,114
Index Options	26	519	2,559
FTSE/Athex Large Cap	26	519	2,559
Stock Options	0	0	928
Allwyn AG (CR)	0	0	250
ALPHA BANK (CR)	0	0	39
NATIONAL BANK (CR)	0	0	359
OTE (CR)	0	0	153
PIRAEUS BANK (CR)	0	0	2
PPC (CR)	0	0	125
Total Derivatives Traded	2,052	42,970	1,784,589

Number of Outstanding Securities	Nominal Value	Dividends [1]			Date of Last Coupon		Note	Shares	Closing price	% change	Previous closing price/date	Open price	Price min	Price max	Last price	Avg price	Last Bid [7]	Last Ask [7]	P/E after tax	Year	Volume	Trades	Transactions Value[8]	Company Mkt Value (thou. €)	Year low	Year high	Sector[4]
2023	2024	2025	Dividend [2]	Right																							
804,287,662	0.300	1.6123	1.4029	0.5	08/04/2026	25/06/2024	---	Allwyn AG (CR)	13.005	-2.40	€ 13.325	27/04/2026	13.39	13.005	13.54	13.005	13.16620343@13.00	7@13.02	---	---	858,818	4,923	11,307,215.8110	459,761.04	13.005	19.03	40501020
2,315,261,358	0.290	0.026	0.0303	0.0485	01/12/2025	18/04/2017	---	ALPHA BANK (CR)	3.505	-2.48	€ 3.594	27/04/2026	3.588	3.492	3.61	3.505	3.527 1073@3.50	21000@3.52	---	---	6,475,127	6,149	22,838,076.40	8,114,991.06	2.95	4.489	30101010
58,492,542	1.00	---	0.1	---	23/06/2025	27/01/2025	---	ALTER EGO MEDIA (CR)	5.53	-1.60	€ 5.62	27/04/2026	5.7	5.46	5.7	5.53	5.58 100@5.49	985@5.56	---	---	48,846	219	272,537.63	323,463.76	4.88	6.425	40301035
36,353,868	1.00	0.1	0.11	---	01/07/2025	21/08/2023	---	AUSTRIACARD (CB)	7.96	-2.21	€ 8.14	27/04/2026	8.05	7.91	8.11	7.96	8.005 1605@7.95	280@7.97	---	---	55,562	245	444,763.47	289,376.79	6.04	8.28	10101010
48,624,764	0.080	0.7	0.85	0.85	24/04/2026	05/12/2022	---	AUTOHELLAS SA (CR)	10.7	-2.37	€ 10.96	27/04/2026	10.98	10.7	10.98	10.7	10.81 139@10.70	500@10.74	---	---	32,751	317	354,053.96	520,284.97	10.68	13.44	40401030
1,867,802,694	0.300	---	---	---	30/05/2013	10/10/2023	---	BALLY'S INTRALOT (CR)	1.094	-3.19	€ 1.13	27/04/2026	1.12	1.092	1.136	1.094	1.104 470@1.09	20625@1.09	---	---	3,341,655	815	3,689,233.32	2,043,376.15	0.822	1.154	40501020
435,686,031	0.100	---	0.48	0.2	22/09/2025	23/09/2024	---	BANK OF CYPRUS (CR)	9.145	0.33	# 9.115	27/04/2026	9.07	9.07	9.265	9.145	9.181 340@9.14	683@9.20	---	---	359,128	1,039	3,297,042.86	3,984,348.75	7.94	9.84	30101010
212,384,903	0.08	0.14	---	---	24/06/2025	07/12/2016	---	CENERGY HOLDINGS (CB)	21.74	0.09	# 21.72	27/04/2026	21.78	21.3	22.1	21.74	21.599 21@21.72	198@21.96	---	2025	232,545	1,297	5,022,741.96	4,617,247.79	15.12	22.35	50202010
373,239,562	6.70	0.93	1.03	---	29/05/2025	29/04/2013	---	CC HBC AG (CR)	49	0.93	# 48.55	27/04/2026	48.35	48.35	49.15	49	48.897 113@48.85	110@49.05	---	---	23,855	201	1,166,443.0518	288,738.54	42.5	55.75	45101020
1,993,012,407	0.050	---	---	---	04/06/2008	16/10/2024	---	CrediaBank (CR)	1.226	-6.41	€ 1.31	27/04/2026	1.3	1.226	1.328	1.226	1.26 400@1.22	25308@1.23	---	---	3,447,888	2,348	4,345,717.64	2,443,433.21	0.871	1.722	30101010
3,631,510,801	0.220	0.0933	0.105	0.0468	06/11/2025	20/05/2019	---	EUROBANK (CR)	3.8	-0.65	€ 3.825	27/04/2026	3.808	3.798	3.846	3.8	3.811 5608@3.80	1000@3.80	---	---	4,270,012	3,610	16,273,063.1813	799,741.04	3.162	4.392	30101010
51,889,670	1.00	0.12	0.15	---	27/06/2025	23/07/2019	---	FOURLIS (CR)	4.67	-2.71	€ 4.8	27/04/2026	4.75	4.65	4.795	4.67	4.709 410@4.66	1817@4.69	---	---	28,591	215	134,632.38	242,324.76	4.04	4.98	40401010
305,635,185	2.18	0.9	0.75	0.2	19/01/2026	01/10/2003	---	HELLENIO ENERGY (CR)	9.46	-0.94	€ 9.55	27/04/2026	9.65	9.38	9.65	9.46	9.513 393@9.47	1318@9.52	---	---	208,152	1,459	1,980,188.09	2,891,308.85	8.4	10.4	60101020
83,600,000	0.690	0.0504	0.1209	---	22/09/2025	02/07/2024	---	INTRACOM HOLDINGS (CR)	3.3	-4.35	€ 3.45	27/04/2026	3.4	3.3	3.45	3.3	3.359 100@3.30	1250@3.33	---	---	315,117	879	1,058,496.64	275,880.00	2.685	3.85	10101010
134,365,561	0.880	1.4726	0.5063	---	23/03/2026	05/03/2014	---	JUMBO SA (CR)	23.24	-1.53	€ 23.6	27/04/2026	23.8	23.24	23.8	23.24	23.405 110@23.22	111@23.26	---	---	399,493	2,420	9,350,085.70	3,122,655.64	21.82	28.7	40401010
176,736,715	0.300	---	---	---	30/05/2007	27/11/2019	---	LAMDA DEVELOPMENT SA (CR)	6.1	-1.14	€ 6.17	27/04/2026	6.185	6.1	6.27	6.1	6.182 53@6.10	55@6.10	---	---	212,597	1,237	1,314,370.65	1,078,093.96	5.85	7.76	35101010
169,043,561	0.300	---	0.02	---	17/07/2025	28/11/2022	---	LAVIPHARM SA (CR)	1.53	5.52	# 1.45	27/04/2026	1.444	1.444	1.548	1.53	1.526 409@1.53	2025@1.53	---	---	823,917	430	1,256,946.54	258,636.65	0.937	1.548	20103015
143,022,980	1.00	---	---	---	04/08/2025	---	---	METLEN PLC (CR)	34.92	-0.17	€ 34.98	27/04/2026	34.98	34.7	35.4	34.92	35.057 1000@34.90	25@34.96	---	---	203,099	2,060	7,120,137.72	4,994,362.46	31.9	47.68	65102000
126,502,434	0.500	0.0304	0.0302	---	15/05/2025	28/07/2021	---	PREMIA (CR)	1.36	---	~ 1.36	27/04/2026	1.358	1.358	1.364	1.36	1.361 73@1.36	2351@1.36	---	---	97,966	224	133,359.52	172,043.31	1.236	1.49	35102000
24,823,934	0.230	0.049	0.0647	---	01/07/2025	08/06/2022	---	PROFILE SA (CR)	7.7	---	~ 7.7	27/04/2026	7.61	7.52	7.7	7.7	7.652 500@7.56	10640@7.70	---	---	46,634	173	356,860.73	191,144.29	6	8.12	10101010
70,029,804	1.00	---	---	---	15/05/2025	---	---	QUALCO GROUP (CR)	5.64	-1.05	€ 5.7	27/04/2026	5.7	5.61	5.7	5.64	5.651 576@5.62	500@5.67	---	---	53,913	150	304,646.47	394,968.09	5.08	6.73	10101015
35,377,749	0.280	---	---	---	18/07/2005	22/12/2025	---	QUALITY & RELIABILITY SA (CR)	1.182	-3.43	€ 1.224	27/04/2026	1.222	1.182	1.222	1.182	1.203 2000@1.17	4010@1.19	---	---	41,069	105	49,419.83	41,816.50	1	1.43	10101010
78,325,475	0.85	3	---	---	30/06/2025	23/07/2019	---	TITAN (CB)	45.68	-1.55	€ 46.4	27/04/2026	46.3	45.68	46.44	45.68	45.874 28@45.68	26@45.74	---	---	25,260	554	1,158,765.38	3,577,907.70	42.6	59	50101030
259,189,761	0.12	0.16	---	---	24/06/2025	26/02/2016	---	VIOHALCO SA/NV (CB)	14.58	-0.55	€ 14.66	27/04/2026	14.78	14.38	14.78	14.58	14.58 113@14.58	170@14.64	---	---	69,843	546	1,018,333.62	3,778,986.72	11.4	15.78	55102015
148,321,516	0.300	0.03	0.07	---	02/09/2025	22/01/2020	---	AVAX S.A. (CR)	2.985	-3.08	€ 3.08	27/04/2026	3.075	2.975	3.075	2.985	3.017 2370@2.98	800@3.00	---	---	324,823	657	979,916.70	442,739.73	2.79	3.645	50101010
232,000,000	2.12	0.0582	0.1207	0.1207	25/09/2025	19/06/2017	---	ADMIE (IPTO) HOLDING S.A. (CR)	3.245	1.09	# 3.21	27/04/2026	3.225	3.205	3.27	3.245	3.244 33510@3.25	471@3.25	---	2025	181,274	380	588,086.59	752,840.00	2.76	3.33	65101015
90,167,100	0.500	0.7515	0.8041	0.903	28/04/2026	24/05/2021	---	AEGEAN AIRLINES (CR)	11.73	-6.90	€ 12.6	27/04/2026	11.72	11.63	11.94	11.73	11.764 619@11.73	5@11.74	---	---	311,957	1,797	3,669,738.15	1,057,660.08	10.8	15.36	40501010
204,002,463	0.300	---	---	---	12/08/2008	07/01/2025	---	AKTOR S.A. HOLDING CO. (CR)	10.92	-1.44	€ 11.08	27/04/2026	11.08	10.82	11.08	10.92	10.909 3764@10.90	187@10.94	---	---	209,062	566	2,280,672.28	2,227,706.90	9.25	11.7	50101010
103,423,291	0.570	---	0.4134	---	25/06/2025	28/08/2024	---	GEK TERNA (CR)	39.36	-2.62	€ 40.42	27/04/2026	40.16	38.92	40.76	39.36	39.695 850@39.38	26@39.42	---	---	230,027	2,684	9,130,954.64	4,070,740.73	25.28	41.7	50101010
369,270,000	2.48	0.25	0.4	---	21/07/2025	12/12/2001	---	PPC (CR)	18.2	-0.55	€ 18.3	27/04/2026	18.35	18.1	18.35	18.2	18.235 9449@18.19	20000@18.20	---	---	864,329	3,072	15,761,360.15	6,720,714.00	16.28	20.56	65101015
309,544,087	1.00	0.33	0.7862	0.6621	22/04/2026	07/02/2024	---	ATHENS INTL AIRPORT (CR)	9.98	-0.20	€ 10	27/04/2026	10	9.98	10.13	9.98	10.058 651@9.97	33@9.99	---	2025	251,066	816	2,525,146.17	3,089,249.99	9.92	12	50206060
914,715,153	1.00	0.3643	0.4442	0.221	10/11/2025	29/08/2018	---	NATIONAL BANK (CR)	13.855	-1.63	€ 14.085	27/04/2026	14.055	13.82	14.24	13.855	13.936 2779@13.85	5561@13.96	---	---	1,807,354	4,184	25,186,917.7112	673,378.44	12.06	16.005	30101010
27,728,682	0.260	(0.06)	0.065	---	14/07/2025	24/07/2024	---	EKTER SA (CR)	4.29	0.35	# 4.275	27/04/2026	4.275	4.21	4.31	4.29	4.286 46235@4.28	1006@4.31	---	---	167,153	375	716,435.62	118,956.05	3.28	4.59	50101010
375,241,586	0.390	0.04	0.0901	---	26/06/2025	14/07/2006	---	ELVALHALCOR (CR)	3.91	-1.88	€ 3.985	27/04/2026	4	3.875	4.015	3.91	3.958 429@3.91	520@3.97	---	---	115,857	643	458,508.83	1,467,194.60	3.21	5.07	55102015
348,192,005	0.040	---	---	0.5029	22/12/2025	24/03/2025	---	ELLAKTOR (CR)	1.344	-0.44	€ 1.35	27/04/2026	1.35	1.31	1.36	1.344	1.337 557@1.32	603@1.34	---	---	128,524	280					

Daily Official List

Year: 147 Trading Day No: 76

Section 2: Analytic Figures of Shares Transactions

Tuesday, 28 April, 2026

Number of Outstanding Securities	Nominal Value	Dividends [1]			Date of Last Coupon		Note	Shares	Closing price	% change	Previous closing price/date	Open price	Price min	Price max	Last price	Avg price	Last Bid [7]	Last Ask [7]	P/E after tax	Year	Volume	Trades	Transactions Value[8]	Company Mkt Value (thou. €)	Year low	Year high	Sector[4]	
2023	2024	2025	Dividend [2]	Right																								
63,700,000	0.780	0.2313	0.3139	---	02/05/2025	13/06/2018	---	GR. SARANTIS S.A. (CR)	14.34	-1.10	€ 14.5	27/04/2026	14.5	14.34	14.62	14.34	14.449	243@14.34	25@15.00	---	---	22,058	289	318,705.88	913,458.00	12.92	15.74	45201020
221,322,426	1.15	(0.1467)	(0.19)	---	23/06/2025	09/07/2025	---	OPTIMA BANK (CR)	9	-1.10	€ 9.1	27/04/2026	9.105	8.97	9.32	9	9.024	2322@8.99	572@9.10	---	---	249,711	854	2,253,346.17	1,991,901.83	7.59	10.1	30101010
1,235,953,028	0.930	0.0632	---	---	10/07/2024	03/06/2025	---	PIRAEUS BANK (CR)	8.194	-0.85	€ 8.264	27/04/2026	8.208	8.194	8.324	8.194	8.234	5478@8.19	5000@8.20	---	---	3,236,510	5,208	26,649,675.98	10,127,399.11	6.53	8.99	30101010

Main Market - Medium Liquidity Class

13,126,020	0.660	0.1376	0.1713	---	16/12/2025	04/09/2020	---	AS COMPANY SA (CR)	4.385	-0.11	€ 4.39	27/04/2026	4.39	4.36	4.5	4.385	4.431	30@4.36	1080@4.39	---	---	15,045	47	66,659.16	57,557.60	3.62	4.5	40401030
14,000,000	1.95	0.26	0.5	---	24/06/2025	26/03/2024	---	ALPHA REAL ESTATE (CR)	7.3	0.55	# 7.26	27/04/2026	7.26	7.22	7.32	7.3	7.291	50@7.24	100@7.30	---	---	4,260	57	31,059.80	102,200.00	6.94	7.58	35101015
3,150,744	0.360	0.563	0.5842	---	27/05/2025	02/06/2020	---	ALPHA TRUST HOLDINGS (CR)	19.95	-0.25	€ 20	27/04/2026	19.95	19.95	19.95	19.95	19.95	200@19.85	400@20.00	---	---	1,200	7	23,940.00	62,857.34	11.9	20	30202010
243,164,193	0.300	0.07	0.07	---	12/09/2025	05/12/2023	---	ATTICA HOLDINGS (CR)	1.682	0.12	# 1.68	27/04/2026	1.67	1.658	1.682	1.682	1.669	100@1.66	639@1.68	---	---	4,188	32	6,987.88	409,002.17	1.5	2.06	40501015
178,157,803	0.040	---	---	---	01/07/2008	21/02/2020	---	AVE (CR)	0.455	1.34	# 0.449	27/04/2026	0.449	0.44	0.455	0.455	0.447	2000@0.440	982@0.455	---	---	24,113	48	10,768.71	81,061.80	0.423	0.49	40301010
47,149,827	2.10	---	0.135	0.08	05/11/2025	27/12/2024	---	BRIQ PROPERTIES (CR)	3.04	-1.62	€ 3.09	27/04/2026	3.08	2.99	3.08	3.03	3.045	149@3.03	2000@3.09	---	---	16,727	30	50,927.27	143,335.47	2.86	3.12	35102000
101,123,806	0.360	---	---	---	22/07/2010	28/06/2011	---	CENTRIC HOLDINGS (CR)	0.31	-0.96	€ 0.313	27/04/2026	0.31	0.31	0.31	0.31	0.31	1000@0.306	567@0.310	---	---	2,000	2	620.00	31,348.38	0.276	0.42	40203040
784,500	10.00	0.5008	0.4	0.15	02/12/2025	31/07/2018	---	CNL CAPITAL (CR)	6.75	---	~ 6.75	27/04/2026	---	---	---	---	---	100@6.70	100@6.80	---	2024	---	---	---	5,295.38	6.3	7.6	30202010
10,567,700	0.300	---	---	---	06/10/2005	13/02/2002	---	CPI SA (CR)	0.471	-3.88	€ 0.49	27/04/2026	0.498	0.471	0.508	0.471	0.494	700@0.471	281@0.493	---	---	7,500	13	3,701.63	4,977.39	0.442	0.646	10102030
18,680,300	0.050	---	---	---	06/07/2022	---	---	DIMAND (CR)	13.3	0.38	# 13.25	27/04/2026	13.2	13	13.35	13.3	13.195	300@12.70	2278@13.30	---	---	26,228	91	346,070.50	248,447.99	10.95	13.5	35101010
15,333,480	0.100	---	0.04	---	07/07/2025	02/02/2026	---	E.I.N.S. (CR)	1.66	---	~ 1.66	27/04/2026	1.658	1.64	1.686	1.66	1.665	162@1.64	1696@1.66	---	---	50,518	93	84,121.80	25,453.58	1.38	2.115	50205020
60,348,000	0.420	0.2504	0.3025	---	23/06/2025	04/08/2021	---	EURONEXT ATHENS (CR)	7.1	-1.25	€ 7.19	27/04/2026	7.06	7.06	7.21	7.1	7.163	799@7.10	100@7.19	---	---	8,493	57	60,836.27	428,470.80	5.72	7.43	30202015
121,168,897	0.040	---	---	---	07/07/2010	16/01/2024	5160	FRIGOGLASS SA (CR)	0.409	-2.62	€ 0.42	27/04/2026	0.42	0.404	0.42	0.409	0.412	1000@0.386	628@0.409	---	2024	39,105	37	16,120.75	49,558.08	0.291	0.5	50204000
56,003,921	1.55	---	---	---	30/08/1993	29/01/2026	---	IDEAL HOLDINGS (CR)	5.81	-1.53	€ 5.9	27/04/2026	5.86	5.79	5.87	5.81	5.828	990@5.82	125@5.85	---	---	18,756	125	109,309.48	325,382.78	5.3	6.71	10102030
4,740,000	0.860	---	---	---	14/03/2003	---	---	LOGISMOS S.A. (CR)	2.12	---	~ 2.12	27/04/2026	2.04	2	2.14	2.12	2.123	125@2.06	399@2.12	---	2025	13,504	31	28,669.82	10,048.80	1.96	2.58	10101015
17,120,280	0.940	0.12	0.3	---	26/05/2025	26/06/2023	---	LOULIS FOOD (CR)	3.66	-6.15	€ 3.9	27/04/2026	3.82	3.66	3.84	3.66	3.756	780@3.65	200@3.74	---	---	11,387	73	42,766.94	62,660.22	3.42	4.1	45102020
4,419,616	1.58	0.06	0.13	---	07/07/2025	04/03/2015	---	MEDICON S.A. (CR)	2.47	0.82	# 2.45	27/04/2026	2.43	2.41	2.47	2.47	2.428	850@2.39	486@2.47	---	---	2,454	8	5,957.38	10,916.45	2.32	2.75	20102010
468,700	2.8	2.4	---	---	12/06/2025	21/05/2004	---	MERMEREN KOMB. A.D. PR. (GDR)	32.2	0.63	# 32	27/04/2026	32.2	32.2	32.2	32.2	32.2	82@31.00	124@32.20	---	2025	26	1	837.20	15,092.14	31	36.2	55102000
10,500,000	0.950	0.15	0.25	---	04/07/2025	21/07/2023	---	MEVACO SA (CR)	9	-0.66	€ 9.06	27/04/2026	9	9	9.06	9	9.002	600@8.98	249@9.00	---	2024	1,441	12	12,972.00	94,500.00	8.3	9.85	55102015
31,400,000	0.400	---	---	---	26/04/2007	10/05/2023	---	MIG (CR)	3.175	-1.55	€ 3.225	27/04/2026	3.2	3.15	3.21	3.175	3.188	120@3.16	119@3.18	---	---	3,872	86	12,342.48	99,695.00	2.82	3.85	30202000
153,908,095	0.870	0.0229	0.0248	---	11/09/2025	02/08/2024	---	ORILINA PROPERTIES REIC (CR)	0.808	-1.46	€ 0.82	27/04/2026	0.82	0.808	0.82	0.808	0.817	53@0.812	1162@0.818	---	---	16,658	92	13,608.26	124,357.74	0.77	0.886	35102000
14,101,683	0.100	0.0526	0.1091	---	03/06/2025	02/11/2021	---	PERFORMANCE TECHNOLOGIES (CR)	9.09	0.11	# 9.08	27/04/2026	8.84	8.84	9.16	9.08	9.011	20@8.84	550@9.00	---	---	41,049	90	369,874.02	128,184.30	6.62	9.16	10101010
107,222,688	0.440	0.22	0.3	---	23/06/2025	16/03/2022	---	QUEST HOLDINGS (CR)	7.05	-1.40	€ 7.15	27/04/2026	7.12	6.99	7.16	7.05	7.072	1500@6.99	3757@2.05	---	---	20,146	111	142,469.41	755,919.95	6.07	7.22	10101010
30,703,824	0.400	0.04	0.0509	---	19/08/2025	06/08/2021	---	REAL CONSULTING (CR)	6.42	---	~ 6.42	27/04/2026	6.44	6.26	6.56	6.42	6.403	195@6.36	830@6.42	---	---	23,862	91	152,793.12	197,118.55	4.95	6.7	10101010
6,456,530	1.08	0.16	0.15	---	21/07/2025	02/08/2010	---	SPACE HELLAS SA (CR)	6.82	0.29	# 6.8	27/04/2026	6.76	6.66	6.92	6.8	6.748	190@6.80	100@6.88	---	---	6,046	29	40,800.74	44,033.53	5.92	8.48	15101010
121,132,042	1.60	0.08	0.1	0.0651	30/12/2025	10/11/2023	---	TRADE ESTATES REIC (CR)	1.966	0.31	# 1.96	27/04/2026	1.958	1.958	1.968	1.966	1.962	193@1.96	6@1.97	---	---	63,229	37	124,066.98	238,145.59	1.81	2.02	35102045
17,513,933	0.300	---	---	---	16/11/1992	09/10/2025	---	UNIBIOS (CR)	2.66	-0.19	€ 2.665	27/04/2026	2.68	2.61	2.68	2.66	2.648	100@2.62	2949@2.66	---	---	3,603	28	9,542.39	46,587.06	2.13	2.97	50204000
37,975,800	0.600	---	---	---	10/09/2019	01/04/2026	---	YKNOT (CR)	1.075	-10.42	€ 1.2	27/04/2026	1.2	1.075	1.2	1.075	1.135	2450@1.07	141@1.08	---	---	262,495	403	297,852.23	40,823.99	0.7326	1.7394	40501015
32,413,681	0.370	---	---	---	15/07/2009	11/05/2000	---	ALUMIL (CR)	6	-2.60	€ 6.16	27/04/2026	6.16	5.95	6.19	6	6.062	40@5.92	13@6.02	---	---	25,588	79	155,108.29	194,482.09	5	6.88	55102035
3,734,164	3.44	0.4954	0.5896	---	14/10/2025	19/07/2022	---	ANDROMEDA SA (CR)	8.4	0.24	# 8.38	27/04/2026	8.36	8.36	8.44	8.36	8.397	14@8.40	17@8.42	---	2025	7,507	42	63,038.92	31,366.98	7.58	9.1	30204000
23,986,500	1.00	---	---	---	26/06/2009	25/08/2025	---	BIOKARPET S.A.(CR)	1.726	-0.35	€ 1.732	27/04/2026	1.73	1.704	1.774	1.726	1.731	800@1.70	141@1.73	---	---	27,019	74	46,773.79	41,400.70	1.45	2.06	50101035
6,325,000	0.600	0.145	0.07	---	28/07/2025	17/02/2014	---	VOYATZOGLOU (CR)	2.05	0.49	# 2.04	27/04/2026	2.03	2.03	2.05	2.05	2.036	80@2.03	575@2.05	---	---	1,650	19	3,360.00	12,966.25	1.96	2.44	50205010
24,060,000	0.300	0.075	0.075	---	17/06/2025	01/07/2019	---	GEN. COMMERCIAL & IND.SA (CR)	2.37	---	~ 2.37	27/04/2026	2.37	2.														

Number of Outstanding Securities	Nominal Value	Dividends [1]			Date of Last Coupon		Note	Shares	Closing price	% change	Previous closing price/date	Open price	Price min	Price max	Last price	Avg price	Last Bid [7]	Last Ask [7]	P/E after tax	Year	Volume	Trades	Transactions Value[8]	Company Mkt Value (thou. €)	Year low	Year high	Sector[4]	
		2023	2024	2025	Dividend [2]	Right																						
34,720,000	0.310	---	---	---	16/06/2010	01/08/2007	---	DROMEAS SA (CR)	0.34	0.59 #	0.338	27/04/2026	0.34	0.34	0.34	0.34	0.34	2002@0.311	210@0.339	---	---	2,000	2	680.00	11,804.80	0.308	0.39	40202015
13,673,200	0.420	0.05	0.05	---	19/08/2025	26/07/2001	---	EVROFARMA (CR)	3.61	-1.90 €	3.68	27/04/2026	3.56	3.53	3.65	3.61	3.552	607@3.54	173@3.61	---	---	2,760	23	9,802.93	49,360.25	3.02	4.07	45102020
18,146,007	1.00	---	---	---	23/08/2023	10/09/2010	---	ELASTRON (CR)	2.35	-0.84 €	2.37	27/04/2026	2.34	2.32	2.35	2.35	2.341	100@2.31	141@2.35	---	---	2,008	15	4,701.19	42,643.12	2.02	2.65	55102010
23,828,130	0.500	0.108	0.1366	---	14/07/2025	17/02/2009	---	ELINOIL S.A. (CR)	2.26	0.44 #	2.25	27/04/2026	2.26	2.26	2.26	2.26	2.26	100@2.21	1294@2.25	---	---	102	3	230.52	53,851.57	2.11	2.59	60101020
19,864,886	5.60	0.672	0.672	0.672	23/04/2026	02/07/2008	---	BANK OF GREECE (CR)	14.85	-0.34 €	14.9	27/04/2026	14.8	14.8	14.95	14.85	14.884	112@14.85	1400@14.90	---	2025	3,502	48	52,125.40	294,993.56	14.8	17.5	30101010
26,730,187	0.520	---	0.07	---	09/07/2025	01/08/2017	---	ELTON SA (CR)	1.76	-0.57 €	1.77	27/04/2026	1.77	1.735	1.77	1.76	1.753	400@1.74	169@1.76	---	---	8,670	20	15,199.92	47,045.13	1.62	2.22	50205010
36,300,000	1.12	0.0276	0.055	---	01/07/2025	12/12/2007	---	THESSALONIKA WATER & SEWERAGE	3.97	-0.25 €	3.98	27/04/2026	3.99	3.91	4.02	3.97	3.967	51@3.91	830@3.97	---	---	12,676	66	50,285.01	144,111.00	3.4	4.02	65102030
143,352,325	0.260	---	---	---	29/08/2022	28/04/2025	---	EVROPI HOLDINGS S.A. (CR)	1.892	-1.97 €	1.93	27/04/2026	1.9	1.892	1.93	1.892	1.903	330@1.89	1800@1.92	---	---	30,638	60	58,314.65	271,222.60	1.77	2.34	30302025
86,735,980	0.310	0.02	---	---	22/07/2024	07/09/2023	---	ATHENS MEDICAL CENTER SA (CR)	1.945	-1.27 €	1.97	27/04/2026	1.95	1.91	2.02	1.945	1.955	195@1.90	442@1.95	---	---	19,371	61	37,868.12	168,701.48	1.565	2.07	20101010
114,320,400	0.100	---	---	---	26/11/2021	05/08/2019	---	IKTINOS HELLAS SA (CR)	0.3295	-2.66 €	0.3385	27/04/2026	0.335	0.326	0.335	0.3295	0.332	932@0.326	1730@0.330	---	---	24,358	41	8,081.42	37,668.57	0.302	0.4535	50101035
14,111,198	0.450	(0.0133)	0.07	---	31/07/2025	09/01/2025	---	ILYDA S.A. (CR)	4.65	-4.61 €	4.875	27/04/2026	4.79	4.63	4.845	4.65	4.732	1000@4.64	77@4.68	---	2025	26,143	156	123,695.71	65,617.07	3.74	5.52	10101015
3,417,600	0.100	0.016	---	---	04/07/2024	02/04/2024	---	INTERWOOD-XYLEMPORIA (PR)	0.48	---	0.48	27/04/2026	0.48	0.48	0.484	0.484	0.48	7@0.480	490@0.484	---	---	480	2	230.44	13,585.22	0.4	0.76	50101020
45,417,399	0.100	---	---	---	25/07/2008	02/04/2024	---	INTERWOOD-XYLEMPORIA (CR)	0.263	-0.76 €	0.265	27/04/2026	0.27	0.259	0.27	0.263	0.264	200@0.259	885@0.263	---	---	12,265	13	3,243.55	13,585.22	0.201	0.274	50101020
18,567,912	0.590	0.16	0.201	---	02/07/2025	26/01/2021	---	INTERLIFE G.C.I.(CR)	6.9	1.17 #	6.82	27/04/2026	6.76	6.7	6.9	6.9	6.809	20@6.78	1440@6.90	---	2025	13,995	63	95,287.20	128,118.59	5.56	7	30302025
8,424,900	0.500	---	---	---	12/07/2010	04/07/2019	---	INTERTECH SA (CR)	1.58	0.64 #	1.57	27/04/2026	1.52	1.52	1.585	1.58	1.572	170@1.57	1236@1.58	---	2024	1,799	14	2,827.45	13,311.34	0.99	1.615	50205010
2,760,000	11.83	12.4	14	---	30/05/2025	16/07/1990	---	KARELIA (CR)	391	0.51 #	389	27/04/2026	390	388	391	391	389.879	3@389.00	1@391.00	---	---	173	26	67,449.00	1,079,160.00	354	414	45103010
19,804,134	0.150	---	---	---	01/07/2004	06/11/2017	---	KEKROPS SA (CR)	1.67	-1.18 €	1.69	27/04/2026	1.705	1.64	1.73	1.675	1.67	350@1.64	186@1.67	---	2024	4,756	25	7,941.19	33,072.90	1.53	2.35	35101010
11,510,102	0.890	---	---	---	24/06/2005	06/10/1999	---	NAFPAKTOS TEXTILE (CR)	1.265	-0.39 €	1.27	27/04/2026	1.265	1.225	1.28	1.27	1.254	300@1.24	975@1.26	---	---	6,260	28	7,849.70	14,560.28	1.225	1.69	55101020
21,224,340	0.420	---	---	---	06/09/2022	25/04/2006	---	KORDELLOS BROS SA (CR)	0.44	-3.30 €	0.455	27/04/2026	0.435	0.435	0.463	0.44	0.442	200@0.432	150@0.456	---	2024	2,740	15	1,211.48	9,338.71	0.366	0.554	55102010
33,065,136	0.380	0.3506	0.4007	---	21/08/2025	16/09/2013	---	KRI-KRI S.A. (CR)	24.2	0.21 #	24.15	27/04/2026	24.2	24	24.5	24.2	24.178	100@23.90	55@24.15	---	2025	27,839	152	673,101.15	800,176.29	19.18	24.65	45102020
6,200,000	0.500	---	---	---	22/06/2010	01/11/1995	---	MINERVA KNITWEAR (CR)	0.61	---	0.61	27/04/2026	0.61	0.6	0.61	0.6	0.61	2000@0.430	75@0.605	---	---	51	2	31.10	3,782.00	0.473	0.772	40204020
5,939,268	0.620	---	---	---	10/07/2003	03/01/2002	---	LANAKAM SA (CR)	1.28	1.59 #	1.26	27/04/2026	1.25	1.185	1.285	1.28	1.215	298@1.19	299@1.28	---	---	1,172	19	1,424.20	7,602.26	0.96	1.465	40401020
9,819,370	0.500	---	---	---	14/08/2007	09/01/2004	---	MATHIOS REFRACTORY SA (CR)	0.74	---	0.74	27/04/2026	0.735	0.725	0.75	0.74	0.737	100@0.720	499@0.740	---	---	343	8	252.83	7,266.33	0.59	0.97	55101000
30,150,000	0.360	0.122	0.1335	---	17/06/2025	25/04/2019	---	MOTODYNAMICS S.A. (CR)	2.62	0.38 #	2.61	27/04/2026	2.58	2.57	2.63	2.57	2.613	1150@2.53	399@2.61	---	---	21,323	60	55,713.73	78,993.00	2.23	2.7	40401030
126,431,958	2.50	0.025	0.043	---	03/06/2025	05/06/2024	---	NOVAL PROPERTY REIC (CR)	2.61	-1.14 €	2.64	27/04/2026	2.65	2.61	2.65	2.61	2.639	2021@2.61	600@2.65	---	2025	1,927	9	5,086.07	329,987.41	2.51	2.92	35102045
10,080,000	3.00	1.3	2	---	16/05/2025	27/08/2001	---	TPA SA (CR)	38.9	0.52 #	38.7	27/04/2026	38.7	38.6	39.2	38.9	38.901	800@38.50	120@38.90	---	---	1,876	38	72,978.40	392,112.00	33.2	39.2	50206060
25,000,000	2.00	1.336	1.92	---	04/08/2025	08/08/2003	---	P.P.A. S.A. (CR)	38.2	0.26 #	38.1	27/04/2026	38.3	38.05	38.45	38.2	38.257	100@38.10	75@38.60	---	2025	6,930	146	265,119.20	955,000.00	35.4	41.1	50206060
68,926,799	0.240	---	---	---	07/07/2023	---	---	ONYX TOURISTIKI S.A. (CR)	1.454	1.82 #	1.428	27/04/2026	1.422	1.422	1.47	1.454	1.45	97@1.44	1219@1.45	---	---	106,998	186	155,143.79	100,219.57	1.33	2.22	40401020
4,971,466	1.46	---	---	---	04/07/2007	08/10/2003	---	PAIRIS SA (CR)	0.818	2.51 #	0.798	27/04/2026	0.818	0.818	0.818	0.818	0.818	1300@0.764	297@0.808	---	---	35	3	28.63	4,066.66	0.6	0.984	50203030
27,098,594	0.540	0.0702	0.0605	0.0909	21/04/2026	14/01/2021	---	PAPOUTSANIS (CR)	3.68	1.10 #	3.64	27/04/2026	3.63	3.62	3.69	3.66	3.673	394@3.62	584@3.66	---	2025	5,439	33	19,975.77	99,722.83	3.32	4.06	45201020
7,070,400	0.930	0.8645	0.3242	---	11/07/2025	06/05/2016	---	PETROPOULOS PETROS (CR)	8.34	0.48 #	8.3	27/04/2026	8.34	8.28	8.34	8.34	8.321	870@8.32	6@8.34	---	---	9,046	28	75,269.72	58,967.14	7.58	8.98	50206015
43,741,452	0.660	0.2388	0.2391	0.07	19/01/2026	01/11/1999	---	THRACE PLASTICS SA (CR)	4.145	2.85 #	4.03	27/04/2026	4.065	4.045	4.17	4.145	4.112	20@4.14	155@4.17	---	---	66,237	273	272,345.80	181,308.32	3.55	4.535	50203015
24,319,250	0.300	---	---	---	09/07/2002	04/07/2007	5165	PROODEFTIKH SA (CR)	0.292	-2.01 €	0.298	27/04/2026	0.292	0.292	0.3	0.292	0.294	30830@0.292	1000@0.295	---	---	95,680	48	28,173.91	7,101.22	0.292	0.5	50101010
21,912,599	0.300	0.0485	0.0483	---	29/04/2025	23/02/2007	---	REVOIL (CR)	1.61	0.94 #	1.595	27/04/2026	1.585	1.585	1.615	1.61	1.605	325@1.59	315@1.61	---	---	11,328	40	18,175.90	35,279.28	1.535	1.86	60101020
13,582,223	1.35	---	---	---	24/06/2008	02/02/2016	---	SIDMA STEEL (CR)	1.56	-0.64 €	1.57	27/04/2026	1.57	1.52	1.57	1.57	1.552	500@1.55	125@1.57	---	---	1,230	12	1,908.90	21,188.27	1.455	2.12	55102010
40,693,350	5.00	---	---	---	03/07/2006	26/05/2015	---	TECHNICAL OLYMPIC SA (CR)	2.41	-0.82 €	2.43	27/04/2026	2.4	2.39	2.43	2.41	2.405	51										

Number of Outstanding Securities	Nominal Value	Dividends [1]			Date of Last Coupon		Note	Shares	Closing price	% change	Previous closing price/date	Open price	Price min	Price max	Last price	Avg price	Last Bid [7]	Last Ask [7]	P/E after tax	Year	Volume	Trades	Transactions Value[8]	Company Mkt Value (thou. €)	Year low	Year high	Sector[4]
8,340,750	1.16	---	---	---	25/06/2009	17/09/2018	---	HAIDEMENOS SA (CR)	0.72	-9.43	€ 0.795	27/04/2026	0.72	0.72	0.72	0.72	278@0.715	230@0.780	---	2024	22	1	15.84	6,005.34	0.65	0.845	50205030

Main Market - Low Liquidity Class

11,943,624	0.540	0.15	0.165	---	01/07/2025	30/08/2019	---	FLEXOPACK SA (CR)	7.95	---	↔	7.95	27/04/2026	7.7	7.7	7.7	7.7	7.7	245@7.70	5@7.95	---	---	5	1	38.50	94,951.81	7.4	8.6	50203030
244,737,498	0.500	0.02	0.03	0.04	26/03/2026	28/12/2023	---	TRASTOR REAL EST. INV. CO.(CR)	1.26	0.40	#	1.255	27/04/2026	1.27	1.22	1.27	1.22	1.258	15@1.22	1284@1.24	---	2025	1,130	7	1,421.13	308,369.25	1.15	1.38	35102000
15,300,000	0.300	---	0.01	---	09/10/2025	13/12/1999	---	ATTICA PUBLICATIONS SA (CR)	1.355	---	↔	1.355	27/04/2026	1.35	1.35	1.37	1.355	1.356	8@1.38	100@1.38	---	---	188	4	254.96	20,731.50	1.17	1.44	40301030
18,810,000	0.400	0.0381	0.0591	---	20/10/2025	14/11/2007	---	VARVERIS - MODA BAGNO SA (CR)	6.62	---	↔	6.62	27/04/2026	6.54	6.5	6.62	6.62	6.553	460@6.28	75@6.60	---	---	1,230	13	8,059.70	124,522.20	5.16	6.78	40401025
3,307,500	0.210	0.4	0.4	---	23/10/2025	30/11/2022	---	ELVE SA (CR)	5.35	---	↔	5.35	27/04/2026	---	---	---	---	---	57@5.20	142@5.40	---	2024	---	---	---	17,695.13	5	5.8	40204020
21,364,000	1.12	---	---	---	21/08/2023	08/03/2023	---	LAMPSA HOTEL SA (CR)	47.6	---	↔	47.6	27/04/2026	47.6	47.6	47.6	47.6	47.6	78@47.60	50@48.60	---	---	1	1	47.60	1,016,926.40	42.2	48.4	40501025
38,566,614	0.700	---	---	---	21/07/2008	07/07/2025	---	MOUZAKIS (CR)	0.54	---	↔	0.54	27/04/2026	0.505	0.505	0.505	0.505	0.505	1033@0.505	---	---	---	50	1	25.25	20,825.97	0.505	0.69	55101020
42,500,000	1.00	0.0383	0.0538	0.1673	21/11/2025	13/09/2023	---	MPL KEDROS (CR)	4.37	---	↔	4.37	27/04/2026	4.37	4.36	4.37	4.37	4.37	99@4.36	300@4.38	---	---	1,026	15	4,483.61	185,725.00	4.23	4.41	35102000
6,340,000	0.600	0.2	0.23	0.23	09/12/2025	11/01/2024	---	NAKAS MUSIC	3.38	---	↔	3.38	27/04/2026	3.42	3.38	3.42	3.38	3.396	214@3.36	51@3.40	---	---	133	5	451.68	21,429.20	3.24	3.92	40401030
27,379,200	0.980	0.5001	0.52	---	25/08/2025	29/08/2022	---	CRETE PLASTICS SA (CR)	14.2	-3.40	€	14.7	27/04/2026	14.1	14.1	14.2	14.2	14.161	25@14.20	48@14.60	---	---	123	4	1,741.80	388,784.64	13.2	15.9	50203015
255,494,534	2.71	0.247	0.705	0.216	15/12/2025	30/09/2021	---	PRODEA (CR)	5.75	-0.86	€	5.8	27/04/2026	5.95	5.75	5.95	5.75	5.788	699@5.75	528@5.80	---	---	11,788	60	68,228.25	1,469,093.57	5.2	6.5	35102000
4,181,450	0.500	---	---	---	21/08/2000	05/03/2002	---	FLOUR MILLS SARANTOPOULOS SA	1.56	---	↔	1.56	27/04/2026	1.56	1.56	1.56	1.56	1.56	---	13@1.56	---	---	57	2	88.92	6,523.06	1.12	1.7	45102020

Exchange Traded Funds (ETFs)

1,380,078	---	---	---	---	15/06/2016	---	---	ALPHA ETF FTSE Athex Large Cap	56.76	-0.86	€	57.25	27/04/2026	57.21	56.54	57.37	56.76	56.832	10@56.75	8@56.76	---	---	3,045	133	173,052.18	---	51.03	66.71	12003
-----------	-----	-----	-----	-----	------------	-----	-----	--------------------------------	-------	-------	---	-------	------------	-------	-------	-------	-------	--------	----------	---------	-----	-----	-------	-----	------------	-----	-------	-------	-------

Surveillance

8,321,682	0.670	---	---	---	17/08/2007	23/11/1999	---	N. LEVENTERIS (CR)	0.278	---	↔	0.278	27/04/2026	---	---	---	---	---	---	13090@0.278	---	2024	---	---	---	2,708.80	0.252	0.32	55102010
2,160,524	0.670	---	---	---	03/12/2018	23/11/1999	---	N. LEVENTERIS (PR)	0.183	---	↔	0.183	27/04/2026	---	---	---	---	---	---	2000@0.190	---	2024	---	---	---	2,708.80	0.165	0.2	55102010

Suspension Status

13,191,620	0.620	---	---	---	04/08/2010	09/09/2002	5232	YALCO - CONSTANTINOU (CR)	0.16	---	↔	0.16	30/05/2025	---	---	---	---	---	---	26032@0.162	---	---	---	---	---	2,110.66	0.16	0.16	40202020
17,579,754	4.16	---	---	---	18/08/2006	02/08/2010	---	BIOTER SA (CR)	0.206	---	↔	0.206	30/05/2025	---	---	---	---	---	---	---	---	---	---	---	---	3,621.43	0.206	0.206	50101010
3,961,300	1.28	---	---	---	29/06/2004	03/08/2000	5248	DUROS SA (CR)	0.25	---	↔	0.25	24/04/2023	---	---	---	---	---	---	---	---	---	---	---	---	990.33	0.25	0.25	40204020
15,842,391	1.51	---	---	---	15/07/2009	12/05/2000	5141	BITROS HOLDING SA (CR)	0.51	---	↔	0.51	30/05/2025	---	---	---	---	---	---	---	---	---	---	---	---	8,079.62	0.51	0.51	55102010
28,438,268	0.070	---	---	---	21/08/2006	24/11/1999	5253	SPIROY AGRICULTURE SA (CR)	0.138	---	↔	0.138	30/05/2025	---	---	---	---	---	---	---	---	---	---	---	---	3,924.48	0.138	0.138	45102010

Shares' Notes

Code	Note text
()	- Adjusted dividends.
*	- Last adjusted closing price.
[1]	- Net dividends.
[2]	- The "Date of Last Coupon" for New listings refers to the date company's stocks started to trade in Athex
[3]	- The Company Market Value is referred to the number of outstanding shares
[4]	- Sectors codification can be found in Appendix A
[5]	- The Market Value refers to the total number of shares listed (including their several classes) in the exchange by the company.
[6]	- P/E greater than 100
[7]	- Last view of the Order Book before the end of the trading session
[8]	- All Blocks Methods' Transactions Value are included.
5141	- Transfer to the Surveillance Category as of 10/05/2017.
5160	- Transfer to the Surveillance Category as of 15/04/2016.
5165	- Transfer to the Surveillance Category as of 15/02/2018.
5193	- Transfer to the Surveillance Category as of 25/10/2018.
5232	- Transfer to the Under Surveillance Category from 08/04/2011.
5248	- Transfer to the Surveillance Category as of 06/09/20116.
5253	- Transfer to the Surveillance Category as of 14/5/2021.

Securities Blocks Details

Securities	Block Volume	Price	Block Trade Value	Time of approval	Note
PIRAEUS BANK (CR)	83,000	8.26	685,580.00	10:41:41	20
EKTER SA (CR)	50,000	4.30	215,000.00	11:23:10	20
P.P.A. S.A. (CR)	2,000	38.28	76,550.00	13:08:16	20
BALLY'S INTRALOT (CR)	500,000	1.11	555,000.00	13:21:22	20
AKTOR S.A. HOLDING CO. (CR)	60,000	10.94	656,400.00	13:21:51	20
NATIONAL BANK (CR)	30,000	14.05	421,500.00	13:22:17	20
BALLY'S INTRALOT (CR)	390,000	1.11	432,900.00	13:26:50	20
NATIONAL BANK (CR)	30,000	14.04	421,200.00	13:31:50	20
JUMBO SA (CR)	55,687	23.40	1,303,075.80	13:47:56	20
OPTIMA BANK (CR)	45,876	9.00	412,884.00	14:04:00	20
EYDAP S.A. (CR)	23,000	10.00	230,000.00	14:28:02	20
OTE (CR)	25,000	18.45	461,250.00	14:58:50	20
CENERGY HOLDINGS (CB)	50,000	21.50	1,075,000.00	15:25:16	20
PPC (CR)	37,445	18.19	681,124.55	15:42:18	20
ATHENS INTL AIRPORT (CR)	127,579	10.07	1,284,720.53	15:43:35	20
LAVIPHARM SA (CR)	200,000	1.54	308,000.00	15:47:56	20
LAVIPHARM SA (CR)	200,000	1.54	308,000.00	15:50:32	20
PPC (CR)	25,638	18.20	466,483.41	15:59:36	20
OTE (CR)	25,000	18.39	459,750.00	16:03:05	20
METLEN PLC (CR)	20,000	34.98	699,600.00	17:12:55	20
OPTIMA BANK (CR)	50,000	9.00	450,000.00	17:16:13	20

Blocks Notes

- 9 - Method 6-1 / Special Fees
- 10 - Method 6-1 / Special Fees, SDS
- 14 - Method 6-3 / Settlement, Incomplete Buy and Sell
- 18 - Method 6-2 / SPOT 1
- 19 - Method 6-2 / SPOT 2
- 20 - Method 6-1 and Method 6-1 Same Day Settlement
- 21 - Other Pre-agreed

Shares Rights Details

Occured date	Exercise from	Exercise until	Trading until	Rights	Price min	Price max	Closing price	Last Bid	Last Ask	Volume	Trades	Transactions Value
--------------	---------------	----------------	---------------	--------	-----------	-----------	---------------	----------	----------	--------	--------	--------------------

No Rights Transactions.

Forced Sales Details

Securities	Category of Security	Transactions Volume	Number of Trades	Transactions Value	Note
------------	----------------------	------------------------	---------------------	-----------------------	------

No Forced Transactions.

Forced Sales Notes

- 1 - Compulsory Public Forced Sales
- 2 - Forced Sales of Fixed Registered Shares
- 3 - Forced Sales of Remaining Fractional Shares

Exchange Traded Funds (ETFs) Characteristics

	Transactions Date (T)	Creation / Redemption	Units (T-1)	New Units (T-1)	Redemption Units (T-1)	Units (T) [1]	Fund Assets [2]	Net Unit Price	Dividend per Unit	Dividend Date
ALPHA ETF FTSE Athex Large Cap	28/04/2026	5,000	1,380,078	---	---	1,380,078	78,421,320.00	56.8238	1.15	01/07/2025

ETFs Notes

[1] - Units (T) = Units (T-1) + New Units (T-1) - Redemption Units (T-1)

[2] - The Creation / Redemption Units of T-1 are included.

Non Convertible Corporate Bonds - Regulated Market

Num Listed Bonds	Nominal price	Issue price	Today's Rate	Exp. Date	Duration (years)	Note	Coupon		Trading Unit	Corporate Bonds	Accrued Int.	Yield.T.Mat	Price min	Price max	Closing price	Previous closing price/date	Volume	Transactions Value	Last order		ear min	Year max		
							Common	Preferred											Price	Buy / Sell			Date	
250,000	1,000.00	1,000.00	3.70	04/07/2032	7	---	2	---	1	AEGEAN AIRLINES S.A. (Non Convertible)	11.8194	3.6380	99.5500	99.7500	99.7500	99.4920	27/04/2026	9,000	9,067.96	99.5500	B	28/04/2026	98.0875	102.0999
320,000	1,000.00	1,000.00	3.40	21/07/2027	7	---	12	---	1	LAMDA DEVELOPMENT S.A. (Non Convertible)	9.3500	3.0090	99.0110	99.8500	99.7500	99.4620	27/04/2026	34,000	34,110.47	99.3000	B	28/04/2026	97.5000	100.0000
200,000	1,000.00	1,000.00	1.90	23/03/2028	7	---	11	---	1	MOTOR OIL CORINTH REFINERIES SA (Non Convertible)	2.0056	3.1150	96.9000	97.2500	97.2300	97.0100	27/04/2026	15,000	14,592.58	96.9000	B	28/04/2026	96.7000	98.0000
300,000	1,000.00	1,000.00	2.30	20/07/2028	7	---	10	---	1	PRODEA REIC S.A. (Non Convertible)	6.3889	2.5320	98.5501	98.9700	98.9000	98.7750	27/04/2026	103,000	102,313.70	98.5501	B	28/04/2026	95.0000	99.9510
250,000	1,000.00	1,000.00	2.45	16/11/2028	7	---	9	---	1	ELVALHALCOR S.A. (Non Convertible)	11.1611	3.4160	96.7835	97.5000	96.8000	96.7390	27/04/2026	38,000	37,261.30	96.7000	B	28/04/2026	94.9873	99.0000
120,000	1,000.00	1,000.00	2.65	06/12/2028	7	---	9	---	1	NOVAL PROPERTY REIC (Non Convertible)	10.5264	3.5530	96.8000	97.4000	96.8000	97.9200	27/04/2026	45,000	44,150.28	96.1010	B	28/04/2026	95.0000	99.9900
300,000	1,000.00	1,000.00	2.30	14/12/2028	7	---	9	---	1	GEK TERNA S.A. (Non Convertible)	8.6889	3.3080	96.5000	96.9999	96.7000	96.6670	27/04/2026	56,000	54,589.68	96.7000	B	28/04/2026	95.0000	97.2100
100,000	1,000.00	1,000.00	2.95	11/02/2027	5	---	9	---	1	SAFE BULKERS PARTICIPATIONS PLC (Non Convertible)	6.3917	3.2030	99.2000	99.9201	99.4860	99.0040	27/04/2026	37,000	37,046.30	99.2001	B	28/04/2026	97.8500	99.9201
100,000	1,000.00	1,000.00	4.40	26/07/2029	7	---	8	---	1	CPLP SHIPPING HOLDINGS PLC (Non Convertible)	11.4889	3.5890	100.4000	100.7000	100.6143	100.4990	27/04/2026	41,000	41,661.54	100.4000	B	28/04/2026	100.1928	102.8500
500,000	1,000.00	1,000.00	2.75	03/07/2027	7	---	12	---	1	GEK TERNA S.A. (Non Convertible)	8.7847	3.1530	98.8000	99.0000	98.9440	98.9500	27/04/2026	58,000	57,897.01	98.8000	B	28/04/2026	97.7500	99.5000
130,000	1,000.00	1,000.00	6.00	27/02/2029	5	---	5	---	1	INTRALOT S.A. (Non Convertible)	10.3333	4.0770	102.8201	103.9799	103.5684	102.8000	27/04/2026	31,000	32,426.52	102.8200	B	28/04/2026	101.0000	104.5000
250,000	1,000.00	1,000.00	3.75	25/02/2033	7	---	1	---	1	CAPITAL CLEAN ENERGY CARRIERS CORP. (Non Convert)	6.6667	3.9640	98.5000	98.8000	98.7000	98.6140	27/04/2026	144,000	142,965.80	98.6500	B	28/04/2026	95.0002	99.9895
150,000	1,000.00	1,000.00	2.60	22/10/2026	7	---	14	---	1	TERNA ENERGY FINANCE S.A. (Non Convertible)	0.5778	3.4010	99.3300	99.3300	99.3300	99.0000	27/04/2026	4,000	3,975.51	99.3300	B	28/04/2026	98.4189	99.7794
100,000	1,000.00	1,000.00	2.80	25/01/2027	5	---	9	---	1	PREMIA S.A. (Non Convertible)	7.3111	3.7120	---	---	---	99.0000	27/04/2026	---	---	99.1000	B	28/04/2026	97.7000	99.5000
500,000	1,000.00	1,000.00	4.00	10/07/2030	7	---	6	---	1	METLEN ENERGY & METALS S.A. (Non Convertible)	12.0000	3.6480	99.1010	99.7999	99.7700	99.3000	27/04/2026	308,000	310,204.88	99.5500	B	28/04/2026	98.3000	101.4000
99,697	1,000.00	1,000.00	5.50	15/12/2028	5	---	5	---	1	IDEAL HOLDINGS S.A. (Non Convertible)	20.7778	3.7670	103.0000	103.1000	103.0000	103.2000	27/04/2026	35,000	36,779.22	102.8500	B	28/04/2026	101.4645	104.1000
500,000	1,000.00	1,000.00	3.80	18/11/2032	7	---	1	---	1	LAMDA DEVELOPMENT S.A. (Non convertible)	17.2056	3.9230	98.5000	99.0000	99.0000	98.8000	27/04/2026	254,000	255,381.51	98.5000	B	28/04/2026	96.7229	99.9999
140,000	1,000.00	1,000.00	4.70	15/12/2030	5	---	1	---	1	AKTOR S.A. (Non convertible)	17.7556	3.9300	102.2100	102.9999	102.7805	102.0090	24/04/2026	56,000	58,551.38	102.4000	B	28/04/2026	100.6000	103.4900
500,000	1,000.00	1,000.00	3.20	29/09/2032	7	---	2	---	1	GEK TERNA S.A. (Non Convertible)	2.7556	3.5870	97.0000	97.5990	97.5990	96.8960	27/04/2026	50,000	48,833.12	97.3400	B	28/04/2026	94.0000	99.3790

Corporate Bonds Notes

Transactions Volume = (Pieces) * (Nominal Price). Transactions Value = (Pieces) * (Nominal Price) * (price %) + (Accrued interest).

The price of a Bond is stated as a percentage (%) of Bond's Nominal Price.

Nominal Price in Euros (€), except if it is noted differently.

Non Convertible Corporate Bonds - Regulated Market

Num Listed Bonds	Nominal price	Issue price	Today's Rate	Exp. Date	Duration (years)	Note	Coupon		Trading Unit	Corporate Bonds	Accrued Int.	Yield.T.Mat	Price min	Price max	Closing price	Previous closing price/date	Volume	Transactions Value	Last order			ear min	Year max	
							Common	Preferred											Price	Buy / Sell	Date			
150,000	1,000.00	1,000.00	4.10	08/04/2033	7	---	1	---	1	PREMIA REIC (Non Convertible)	2.5056	4.0910	100.0000	100.0000	100.0000	99.6640	27/04/2026	2,000	2,005.01	99.7000	B	28/04/2026	98.8220	100.3700
200,000	1,000.00	1,000.00	4.25	23/01/2029	5	---	5	---	1	AUTOHELLAS S.A. (Non Convertible)	11.4514	3.6990	99.7100	100.4793	100.4793	99.7340	27/04/2026	20,000	20,196.11	100.1300	B	28/04/2026	99.5000	102.0000

Corporate Bonds Notes

Transactions Volume = (Pieces) * (Nominal Price). Transactions Value = (Pieces) * (Nominal Price) * (price %) + (Accrued interest).

The price of a Bond is stated as a percentage (%) of Bond's Nominal Price.

Nominal Price in Euros (€), except if it is noted differently.

Government Bonds

Number Listed Bonds	Nominal price	Today's Rate	Accrued Interest Calc	Exp. Date [1]	Duration (years)	Note	Coupons Date	Curr. coupon value	Trading Unit	Government Bonds	Price min	Price max	Closing price	Previous closing price/date	Volume	Transactions Value	Price	Last order Buy / Sell	Date
4,000,000	1,000.00	4.13	Actual/Actual	15/06/2054	30	---	15/06	4.13	1	GGB-FXD-150654-30Y-4.125-1.000	---	---	---	---	---	---	---	---	---
4,700,000	1,000.00	1.88	Actual/Actual	04/02/2035	15	---	04/02	1.88	1	GGB-FXD-040235-15Y-1.875-1.000	---	---	---	---	---	---	---	---	---
6,000,000	1,000.00	0.75	Actual/Actual	18/06/2031	10	---	18/06	0.75	1	GGB-FXD-180631-10Y-0.750-1.000	---	---	---	---	---	---	---	---	---
3,600,000	1,000.00	3.88	Actual/Actual	15/06/2028	5	---	15/06	3.88	1	GGB-FXD-150628-05Y-3.875-1.000	---	---	---	---	---	---	---	---	---
5,962,747,327	1.00	3.75	Actual/Actual	30/01/2028	10	---	/02 - 02/02 - 31/	3.75	1	GGB-FXD-300128-10Y-3.750-1.000	---	---	---	85.4610 13/07/2018	---	---	1.0000	B	28/11/2018
7,067,309,386	1.00	3.90	Actual/Actual	30/01/2033	15	---	/02 - 02/02 - 31/	3.90	1	GGB-FXD-300133-15Y-3.900-1.000	---	---	---	78.6730 13/07/2018	---	---	1.0000	B	28/11/2018
5,622,848,349	1.00	4.00	Actual/Actual	30/01/2037	19	---	/02 - 02/02 - 31/	4.00	1	GGB-FXD-300137-19Y-4.000-1.000	---	---	---	77.0370 13/07/2018	---	---	1.0000	B	28/11/2018
5,476,770,669	1.00	4.20	Actual/Actual	30/01/2042	24	---	/02 - 02/02 - 31/	4.20	1	GGB-FXD-300142-24Y-4.200-1.000	---	---	---	77.7640 13/07/2018	---	---	1.0000	B	28/11/2018
4,950,000	1,000.00	3.38	Actual/Actual	15/06/2034	10	---	15/06	3.38	1	GGB-FXD-150634-10Y-3.375-1.000	---	---	---	---	---	---	---	---	---
41,118,344	1.00	4.30	Actual/Actual	24/02/2027	15	---	24/02	4.30	1	GGB-FXD-240227-15Y-2.000-1.000	---	---	---	10.0000 22/06/2015	---	---	---	---	---
45,137,734	1.00	4.30	Actual/Actual	24/02/2028	16	---	24/02	4.30	1	GGB-FXD-240228-16Y-2.000-1.000	---	---	---	10.0000 22/06/2015	---	---	---	---	---
61,768,888	1.00	4.30	Actual/Actual	24/02/2029	17	---	24/02	4.30	1	GGB-FXD-240229-17Y-2.000-1.000	---	---	---	10.0000 22/06/2015	---	---	---	---	---
54,567,744	1.00	4.30	Actual/Actual	24/02/2030	18	---	24/02	4.30	1	GGB-FXD-240230-18Y-2.000-1.000	---	---	---	10.0000 22/06/2015	---	---	---	---	---
37,541,515	1.00	4.30	Actual/Actual	24/02/2031	19	---	24/02	4.30	1	GGB-FXD-240231-19Y-2.000-1.000	---	---	---	10.0000 22/06/2015	---	---	---	---	---
37,558,317	1.00	4.30	Actual/Actual	24/02/2032	20	---	24/02	4.30	1	GGB-FXD-240232-20Y-2.000-1.000	---	---	---	10.0000 22/06/2015	---	---	---	---	---
37,473,732	1.00	4.30	Actual/Actual	24/02/2033	21	---	24/02	4.30	1	GGB-FXD-240233-21Y-2.000-1.000	---	---	---	10.0000 22/06/2015	---	---	---	---	---
33,888,293	1.00	4.30	Actual/Actual	24/02/2034	22	---	24/02	4.30	1	GGB-FXD-240234-22Y-2.000-1.000	---	---	---	10.0000 22/06/2015	---	---	---	---	---
35,177,800	1.00	4.30	Actual/Actual	24/02/2035	23	---	24/02	4.30	1	GGB-FXD-240235-23Y-2.000-1.000	---	---	---	10.0000 22/06/2015	---	---	---	---	---
35,547,268	1.00	4.30	Actual/Actual	24/02/2036	24	---	24/02	4.30	1	GGB-FXD-240236-24Y-2.000-1.000	---	---	---	10.0000 22/06/2015	---	---	---	---	---
40,246,306	1.00	4.30	Actual/Actual	24/02/2037	25	---	24/02	4.30	1	GGB-FXD-240237-25Y-2.000-1.000	---	---	---	10.0000 22/06/2015	---	---	---	---	---
37,643,952	1.00	4.30	Actual/Actual	24/02/2038	26	---	24/02	4.30	1	GGB-FXD-240238-26Y-2.000-1.000	---	---	---	10.0000 22/06/2015	---	---	---	---	---
36,977,100	1.00	4.30	Actual/Actual	24/02/2039	27	---	24/02	4.30	1	GGB-FXD-240239-27Y-2.000-1.000	---	---	---	10.0000 22/06/2015	---	---	---	---	---
41,615,000	1.00	4.30	Actual/Actual	24/02/2040	28	---	24/02	4.30	1	GGB-FXD-240240-28Y-2.000-1.000	---	---	---	10.0000 22/06/2015	---	---	---	---	---
42,227,208	1.00	4.30	Actual/Actual	24/02/2041	29	---	24/02	4.30	1	GGB-FXD-240241-29Y-2.000-1.000	---	---	---	10.0000 22/06/2015	---	---	---	---	---
68,288,487	1.00	4.30	Actual/Actual	24/02/2042	30	---	24/02	4.30	1	GGB-FXD-240242-30Y-2.000-1.000	---	---	---	10.0000 22/06/2015	---	---	---	---	---
4,700,000	1,000.00	3.88	Actual/Actual	12/03/2029	10	---	12/03	3.88	1	GGB-FXD-120329-10Y-3.875-1.000	---	---	---	---	---	---	100.0000	B	15/10/2019
5,500,000	1,000.00	1.50	Actual/Actual	18/06/2030	10	---	18/06	1.50	1	GGB-FXD-180630-10Y-1.500-1.000	---	---	---	---	---	---	---	---	---
5,500,000	1,000.00	4.38	Actual/Actual	18/07/2038	15	---	18/07	4.38	1	GGB-FXD-180738-15Y-4.375-1.000	---	---	---	---	---	---	---	---	---
40,000	1,000.00	2.72	FLR Actual/360	18/09/2026	1	---	18/09 - 18/03	---	1	GGB-FLT-180926-01Y-2.717-1.000	---	---	---	---	---	---	---	---	---
4,550,000	1,000.00	3.38	Actual/Actual	16/06/2036	10	---	16/06	3.38	1	GGB-FXD-160636-10Y-3.375-1000.00	---	---	---	---	---	---	---	---	---
5,364,250	1,000.00	3.25	Actual/Actual	20/03/2050	30	---	20/03	3.25	1	GGB-FXD-200350-30Y-3.250-1.000	---	---	---	---	---	---	---	---	---
4,500,000	1,000.00	3.63	Actual/Actual	15/06/2035	10	---	15/06	3.63	1	GGB-FXD-150635-10Y-3.625-1000.00	---	---	---	---	---	---	---	---	---
3,924,361	1,000.00	2.00	Actual/Actual	22/04/2027	7	---	22/04	2.00	1	GGB-FXD-220427-07Y-2.000-1.000	---	---	---	---	---	---	99.9000	B	22/04/2020
2,298,012	1,000.00	1.88	Actual/Actual	23/07/2026	7	---	23/07	1.88	1	GGB-FXD-230726-07Y-1.875-1.000	---	---	---	---	---	---	---	---	---
4,900,000	1,000.00	4.25	Actual/Actual	15/06/2033	10	---	15/06	4.25	1	GGB-FXD-150633-10Y-4.250-1.000	---	---	---	---	---	---	---	---	---

Government Bonds Notes

Transactions Volume = (Pieces) * (Nominal Price). Transactions Value = (Pieces) * (Nominal Price) * (price %) + (Accrued interest).

The Value of current coupon for the issues with NV 0.01 euro refers to NV 100 euros

FLR: Floating Interest Rate.

[1] - The Expiration Date of the interest bearing period and the Date for coupon payment.

Government Bonds

Number Listed Bonds	Nominal price	Today's Rate	Accrued Interest Calc	Exp. Date [1]	Duration (years)	Note	Coupons Date	Curr. coupon value	Trading Unit	Government Bonds	Price min	Price max	Closing price	Previous closing price/date	Volume	Transactions Value	Price	Last order Buy / Sell	Date
3,500,000	1,000.00	1.88	Actual/Actual	24/01/2052	30	---	24/01	1.88	1	GGB-FXD-240152-30Y-1.875-1.000	---	---	---	---	---	---	---	---	---
3,700,000	1,000.00	1.75	Actual/Actual	18/06/2032	10	---	18/06	1.75	1	GGB-FXD-180632-10Y-1.750-1.000	---	---	---	---	---	---	---	---	---
2,200,000	1,000.00	1.13	FLR Actual/360	15/12/2027	5	---	- 15/03 - 15/09 -	---	1	GGB-FLT-151227-05Y-1.130-1.000	---	---	---	---	---	---	102.1600	B	30/12/2022

Government Bonds Notes

Transactions Volume = (Pieces) * (Nominal Price). Transactions Value = (Pieces) * (Nominal Price) * (price %) + (Accrued interest).

The Value of current coupon for the issues with NV 0.01 euro refers to NV 100 euros

FLR: Floating Interest Rate.

[1] - The Expiration Date of the interest bearing period and the Date for coupon payment.

Treasury Bills & Zero Coupon Government Bonds

Issue Date	13-Week Maturity									26-Week Maturity									52-Week Maturity								
	Exp. Date	Initial Rate	Num Listed Bonds	Nominal price	Issue price	Last Trade Price	Last Trade Date	Volume Traded	Note	Exp. Date	Initial Rate	Num Listed Bonds	Nominal price	Issue price	Last Trade Price	Last Trade Date	Volume Traded	Note	Exp. Date	Initial Rate	Num Listed Bonds	Nominal price	Issue price	Last Trade Price	Last Trade Date	Volume Traded	Note
06/06/2025	---	---	---	---	---	---	---	---	---	---	---	---	---	---	---	---	---	---	06/06/2026	1.84	600,000	1,000.00	981.74	---	---	---	---
05/09/2025	---	---	---	---	---	---	---	---	---	---	---	---	---	---	---	---	---	---	04/09/2026	1.97	600,000	1,000.00	0.00	---	---	---	---
05/12/2025	---	---	---	---	---	---	---	---	---	---	---	---	---	---	---	---	---	---	04/12/2026	2.03	600,000	1,000.00	997.90	---	---	---	---
06/03/2026	---	---	---	---	---	---	---	---	---	---	---	---	---	---	---	---	---	---	05/03/2027	1.97	500,000	1,000.00	980.45	---	---	---	---

Bonds in Circulation	Currency / Min nominal traded Value	Coupons Payment Date	Current Coupon Value	Note	Coupon	Trading Unit	Issue Date	Duration (years)	Today's Interest	A.I.C in days	Bonds	Last price of previous days		Last Outcry in Cash (euro)			Trades in Pieces	Life min	Life Max
												Price	Buy / Sell	Date	Price	Buy / Sell			
Corporate Bonds in Foreign Currency and Euro																			
103,746	GBP / 10	01/12	0.25	---	67	1	01/12/1930	98	2.5	360	National Mortgage Bank	2.27	05/02/1996	2.27	S	05/02/1996	---	2.27	2.27
0	GBP / 10	01/12	0.25	---	69	1	01/12/1928	100	2.5	360	National Mortgage Bank	---	---	---	---	---	---	---	---

Government Bonds Notes

A.I.C: Accrued Interest Calculation base.

FLR: Floating Interest Rate.

The minimum tradeable Nominal Value for all Demeterialised Government Titles is 100 Euros.

(μτφρ-0)

Underlying Asset				Derivatives Market													
Price max	Price min	Closing price	change	Delivery Month	Open price	Price max	Price min	Last price	Closing price	Last Bid	Last Ask	Fixing price*	Life high	Life low	Trades	Volume	Open Interest
FTSE/Athex Large Cap				(Trade Unit: 1 Index Point x 2E, Cash Settlement)													
5,657.38	5,585.76	5,585.76	-0.84%	May 2026	5,630.00	5,633.25	5,560.00	5,560.00	5,560.00	---	---	---	5,911.00	---	159	802	5,960
				June 2026	5,610.00	5,610.00	5,550.00	5,550.00	5,550.00	---	---	---	5,868.00	---	17	150	209
				July 2026	---	---	---	---	5,658.50	---	---	---	---	---	---	---	---
				September 2026	---	---	---	---	5,678.25	---	---	---	---	---	---	---	---
				December 2026	---	---	---	---	5,706.75	---	---	---	---	---	---	---	---
				March 2027	---	---	---	---	5,735.25	---	---	---	---	---	---	---	---
FTSE/Athex Banks				(Trade Unit: 1 Index Point x 15E, Cash Settlement)													
2,566.05	2,520.54	2,520.54	-1.18%	June 2026	2,539.50	2,543.00	2,532.75	2,540.00	2,540.00	---	---	---	2,708.00	---	5	45	3,274
				September 2026	---	---	---	---	2,571.25	---	---	---	---	---	---	---	---
				December 2026	---	---	---	---	2,584.00	---	---	---	---	---	---	---	---
				March 2027	---	---	---	---	2,597.00	---	---	---	---	---	---	---	---
MSCI GREECE REBASED				(Trade Unit: 1 Index Point x 2E, Cash Settlement)													
9,056.29	8,901.36	8,901.36	-1.25%	May 2026	---	---	---	---	9,021.00	---	---	---	9,484.25	---	---	---	---
				June 2026	---	---	---	---	9,040.50	---	---	---	---	---	---	---	---
				July 2026	---	---	---	---	9,054.50	---	---	---	---	---	---	---	---
				August 2026	---	---	---	---	9,072.00	---	---	---	---	---	---	---	---
				September 2026	---	---	---	---	9,086.25	---	---	---	---	---	---	---	---
				October 2026	---	---	---	---	9,100.25	---	---	---	---	---	---	---	---
				December 2026	---	---	---	---	9,131.75	---	---	---	---	---	---	---	---
				March 2027	---	---	---	---	9,177.25	---	---	---	---	---	---	---	---

Derivatives notes - <https://www.athexgroup.gr/en/market-data/statistics/eod-closing-prices/>

Fixing prices and final open positions can be retrieved from the following path <http://www.athexgroup.gr/en/market-data/statistics/eod-closing-prices>

Underlying Asset				Derivatives Market													
Price max	Price min	Closing price	change	Delivery Month	Open price	Price max	Price min	Last price	Closing price	Last Bid	Last Ask	Fixing price*	Life high	Life low	Trades	Volume	Open Interest
ADMIE (IPTO) HOLDING S.A. (CR)				(Contract Size: 100 Securities, Physical Delivery)													
3.27	3.205	3.245	1.09%	June 2026	3.25	3.26	3.24	3.26	3.26	---	---	---	3.34	---	11	169	7,892
				September 2026	---	---	---	---	3.24	---	---	---	---	---	---	---	---
				December 2026	---	---	---	---	3.25	---	---	---	---	---	---	---	---
				March 2027	---	---	---	---	3.27	---	---	---	---	---	---	---	---
AEGEAN AIRLINES (CR)				(Contract Size: 100 Securities, Physical Delivery)													
11.94	11.63	11.73	-6.90%	June 2026	11.67	11.94	11.67	11.79	11.79	---	---	---	15.15	---	57	372	2,439
				September 2026	---	---	---	---	12.70	---	---	---	---	---	---	---	---
				December 2026	---	---	---	---	12.76	---	---	---	---	---	---	---	---
				March 2027	---	---	---	---	12.83	---	---	---	---	---	---	---	---
AKTOR S.A. HOLDING CO. (CR)				(Contract Size: 100 Securities, Physical Delivery)													
11.08	10.82	10.92	-1.44%	June 2026	10.93	11.04	10.87	10.96	10.96	---	---	---	11.24	---	13	649	97,734
				September 2026	---	---	---	---	11.17	---	---	---	---	---	---	---	---
				December 2026	---	---	---	---	11.22	---	---	---	---	---	---	---	---
				March 2027	---	---	---	---	11.28	---	---	---	---	---	---	---	---
Allwyn AG (CR)				(Contract Size: 100 Securities, Physical Delivery)													
13.54	13.005	13.005	-2.40%	June 2026	13.52	13.55	13.07	13.10	13.10	---	---	---	15.54	---	82	321	6,728
				September 2026	---	---	---	---	13.43	---	---	---	---	---	---	---	---
				December 2026	---	---	---	---	13.50	---	---	---	---	---	---	---	---
				March 2027	---	---	---	---	13.57	---	---	---	---	---	---	---	---
ALPHA BANK (CR)				(Contract Size: 100 Securities, Physical Delivery)													
3.61	3.492	3.505	-2.48%	June 2026	3.59	3.63	3.48	3.50	3.50	---	---	---	4.50	---	300	7,815	67,488
				September 2026	---	---	---	---	3.62	---	---	---	---	---	---	---	---
				December 2026	---	---	---	---	3.64	---	---	---	---	---	---	---	---
				March 2027	---	---	---	---	3.66	---	---	---	---	---	---	---	---
ATHENS INTL AIRPORT (CR)				(Contract Size: 100 Securities, Physical Delivery)													
10.13	9.98	9.98	-0.20%	June 2026	10.15	10.15	10.01	10.01	10.01	---	---	---	11.47	---	18	21	294
				September 2026	---	---	---	---	10.08	---	---	---	---	---	---	---	---
				December 2026	---	---	---	---	10.13	---	---	---	---	---	---	---	---
				March 2027	---	---	---	---	10.18	---	---	---	---	---	---	---	---
AUTOHELLAS SA (CR)				(Contract Size: 100 Securities, Physical Delivery)													
10.98	10.7	10.7	-2.37%	June 2026	---	---	---	---	10.28	---	---	---	11.60	---	---	---	121
				September 2026	---	---	---	---	11.05	---	---	---	---	---	---	---	---
				December 2026	---	---	---	---	11.10	---	---	---	---	---	---	---	---
				March 2027	---	---	---	---	11.16	---	---	---	---	---	---	---	---

Derivatives notes - <https://www.athexgroup.gr/en/market-data/statistics/eod-closing-prices/>

Fixing prices and final open positions can be retrieved from the following path <http://www.athexgroup.gr/en/market-data/statistics/eod-closing-prices>

Underlying Asset				Derivatives Market													
Price max	Price min	Closing price	change	Delivery Month	Open price	Price max	Price min	Last price	Closing price	Last Bid	Last Ask	Fixing price*	Life high	Life low	Trades	Volume	Open Interest
AVAX S.A. (CR)				(Contract Size: 100 Securities, Physical Delivery)													
3.075	2.975	2.985	-3.08%	June 2026	3.05	3.05	2.97	2.97	2.97	---	---	---	3.27	---	22	135	2,494
				September 2026	---	---	---	---	3.10	---	---	---	---	---	---	---	---
				December 2026	---	---	---	---	3.12	---	---	---	---	---	---	---	---
				March 2027	---	---	---	---	3.14	---	---	---	---	---	---	---	---
BALLY'S INTRALOT (CR)				(Contract Size: 100 Securities, Physical Delivery)													
1.136	1.092	1.094	-3.19%	June 2026	1.13	1.13	1.09	1.10	1.10	---	---	---	1.16	---	103	16,227	1,304,467
				September 2026	---	---	---	---	1.14	---	---	---	---	---	---	---	---
				December 2026	---	---	---	---	1.14	---	---	---	---	---	---	---	---
				March 2027	---	---	---	---	1.15	---	---	---	---	---	---	---	---
BANK OF CYPRUS (CR)				(Contract Size: 100 Securities, Physical Delivery)													
9.265	9.07	9.145	0.33%	June 2026	8.76	8.76	8.76	8.76	8.76	---	---	---	9.20	---	2	20	736
				September 2026	---	---	---	---	9.19	---	---	---	---	---	---	---	---
				December 2026	---	---	---	---	9.23	---	---	---	---	---	---	---	---
				March 2027	---	---	---	---	9.28	---	---	---	---	---	---	---	---
CC HBC AG (CR)				(Contract Size: 100 Securities, Physical Delivery)													
49.15	48.35	49	0.93%	June 2026	47.60	47.85	47.60	47.80	47.80	---	---	---	52.01	---	4	12	136
				September 2026	---	---	---	---	48.94	---	---	---	---	---	---	---	---
				December 2026	---	---	---	---	49.18	---	---	---	---	---	---	---	---
				March 2027	---	---	---	---	49.43	---	---	---	---	---	---	---	---
CENERGY HOLDINGS (CB)				(Contract Size: 100 Securities, Physical Delivery)													
22.1	21.3	21.74	0.09%	June 2026	21.42	22.06	21.41	22.06	22.06	---	---	---	22.06	---	14	42	4,124
				September 2026	---	---	---	---	21.89	---	---	---	---	---	---	---	---
				December 2026	---	---	---	---	22.00	---	---	---	---	---	---	---	---
				March 2027	---	---	---	---	22.11	---	---	---	---	---	---	---	---
CrediaBank (CR)				(Contract Size: 100 Securities, Physical Delivery)													
1.328	1.226	1.226	-6.41%	June 2026	1.33	1.34	1.23	1.24	1.24	---	---	---	1.38	---	311	8,963	81,891
				September 2026	---	---	---	---	1.38	---	---	---	1.35	---	---	---	4
				December 2026	---	---	---	---	1.33	---	---	---	---	---	---	---	---
				March 2027	---	---	---	---	1.33	---	---	---	---	---	---	---	---
ELLAKTOR (CR)				(Contract Size: 100 Securities, Physical Delivery)													
1.36	1.31	1.344	-0.44%	June 2026	1.27	1.27	1.27	1.27	1.27	---	---	---	1.34	---	1	1	1,654
				September 2026	---	---	---	---	1.36	---	---	---	---	---	---	---	---
				December 2026	---	---	---	---	1.37	---	---	---	---	---	---	---	---
				March 2027	---	---	---	---	1.37	---	---	---	---	---	---	---	---

Derivatives notes - <https://www.athexgroup.gr/en/market-data/statistics/eod-closing-prices/>

Fixing prices and final open positions can be retrieved from the following path <http://www.athexgroup.gr/en/market-data/statistics/eod-closing-prices>

Underlying Asset				Derivatives Market													
Price max	Price min	Closing price	change	Delivery Month	Open price	Price max	Price min	Last price	Closing price	Last Bid	Last Ask	Fixing price*	Life high	Life low	Trades	Volume	Open Interest
ELVALHALCOR (CR)				(Contract Size: 100 Securities, Physical Delivery)													
4.015	3.875	3.91	-1.88%	June 2026	3.96	4.00	3.90	4.00	4.00	---	---	---	4.25	---	28	99	2,898
				September 2026	---	---	---	---	4.02	---	---	---	---	---	---	---	---
				December 2026	---	---	---	---	4.04	---	---	---	---	---	---	---	---
				March 2027	---	---	---	---	4.06	---	---	---	---	---	---	---	---
EUROBANK (CR)				(Contract Size: 100 Securities, Physical Delivery)													
3.846	3.798	3.8	-0.65%	June 2026	3.78	3.80	3.73	3.73	3.73	---	---	---	4.07	---	63	858	30,136
				September 2026	---	---	---	---	3.86	---	---	---	---	---	---	---	---
				December 2026	---	---	---	---	3.87	---	---	---	---	---	---	---	---
				March 2027	---	---	---	---	3.89	---	---	---	---	---	---	---	---
EURONEXT ATHENS (CR)				(Contract Size: 100 Securities, Physical Delivery)													
7.21	7.06	7.1	-1.25%	June 2026	7.20	7.20	7.11	7.11	7.11	---	---	---	7.41	---	3	11	388
				September 2026	---	---	---	---	7.25	---	---	---	---	---	---	---	---
				December 2026	---	---	---	---	7.28	---	---	---	---	---	---	---	---
				March 2027	---	---	---	---	7.32	---	---	---	---	---	---	---	---
EYDAP S.A. (CR)				(Contract Size: 100 Securities, Physical Delivery)													
10.28	9.86	10.1	-0.98%	June 2026	10.27	10.27	9.91	10.11	10.11	---	---	---	10.37	---	16	103	13,445
				September 2026	---	---	---	---	10.28	---	---	---	---	---	---	---	---
				December 2026	---	---	---	---	10.33	---	---	---	---	---	---	---	---
				March 2027	---	---	---	---	10.38	---	---	---	---	---	---	---	---
FOURLIS (CR)				(Contract Size: 100 Securities, Physical Delivery)													
4.795	4.65	4.67	-2.71%	June 2026	4.71	4.71	4.68	4.68	4.68	---	---	---	4.94	---	5	25	2,996
				September 2026	---	---	---	---	4.84	---	---	---	---	---	---	---	---
				December 2026	---	---	---	---	4.86	---	---	---	---	---	---	---	---
				March 2027	---	---	---	---	4.89	---	---	---	---	---	---	---	---
GEK TERNA (CR)				(Contract Size: 100 Securities, Physical Delivery)													
40.76	38.92	39.36	-2.62%	June 2026	40.72	40.72	39.16	39.50	39.50	---	---	---	41.70	---	34	118	4,983
				September 2026	---	---	---	---	40.74	---	---	---	---	---	---	---	---
				December 2026	---	---	---	---	40.95	---	---	---	---	---	---	---	---
				March 2027	---	---	---	---	41.15	---	---	---	---	---	---	---	---
HELLENiQ ENERGY (CR)				(Contract Size: 100 Securities, Physical Delivery)													
9.65	9.38	9.46	-0.94%	June 2026	9.59	9.59	9.39	9.42	9.42	---	---	---	10.55	---	20	94	3,631
				September 2026	---	---	---	---	9.63	---	---	---	---	---	---	---	---
				December 2026	---	---	---	---	9.67	---	---	---	---	---	---	---	---
				March 2027	---	---	---	---	9.72	---	---	---	---	---	---	---	---

Derivatives notes - <https://www.athexgroup.gr/en/market-data/statistics/eod-closing-prices/>

Fixing prices and final open positions can be retrieved from the following path <http://www.athexgroup.gr/en/market-data/statistics/eod-closing-prices>

Underlying Asset				Derivatives Market													
Price max	Price min	Closing price	change	Delivery Month	Open price	Price max	Price min	Last price	Closing price	Last Bid	Last Ask	Fixing price*	Life high	Life low	Trades	Volume	Open Interest
INTRACOM HOLDINGS (CR)																	
(Contract Size: 100 Securities, Physical Delivery)																	
3.45	3.3	3.3	-4.35%	June 2026	3.49	3.52	3.30	3.30	3.30	---	---	---	3.52	---	146	616	12,325
				September 2026	---	---	---	---	3.48	---	---	---	---	---	---	---	---
				December 2026	---	---	---	---	3.50	---	---	---	---	---	---	---	---
				March 2027	---	---	---	---	3.51	---	---	---	---	---	---	---	---
JUMBO SA (CR)																	
(Contract Size: 100 Securities, Physical Delivery)																	
23.8	23.24	23.24	-1.53%	June 2026	23.69	23.73	23.28	23.45	23.45	---	---	---	25.68	---	32	107	4,265
				September 2026	---	---	---	---	23.79	---	---	---	---	---	---	---	---
				December 2026	---	---	---	---	23.91	---	---	---	---	---	---	---	---
				March 2027	---	---	---	---	24.03	---	---	---	---	---	---	---	---
LAMDA DEVELOPMENT SA (CR)																	
(Contract Size: 100 Securities, Physical Delivery)																	
6.27	6.1	6.1	-1.14%	June 2026	6.27	6.31	6.13	6.14	6.14	---	---	---	7.09	---	87	519	22,165
				September 2026	---	---	---	---	6.22	---	---	---	---	---	---	---	---
				December 2026	---	---	---	---	6.25	---	---	---	---	---	---	---	---
				March 2027	---	---	---	---	6.28	---	---	---	---	---	---	---	---
METLEN PLC (CR)																	
(Contract Size: 100 Securities, Physical Delivery)																	
35.4	34.7	34.92	-0.17%	June 2026	35.12	35.45	34.86	35.14	35.14	---	---	---	47.90	---	58	201	15,028
				September 2026	36.00	36.00	36.00	36.00	36.00	---	---	---	38.00	---	1	10	17
				December 2026	---	---	---	---	35.44	---	---	---	---	---	---	---	---
				March 2027	---	---	---	---	35.61	---	---	---	---	---	---	---	---
MIG (CR)																	
(Contract Size: 100 Securities, Physical Delivery)																	
3.21	3.15	3.175	-1.55%	June 2026	---	---	---	---	3.30	---	---	---	3.43	---	---	---	145
				September 2026	---	---	---	---	3.25	---	---	---	---	---	---	---	---
				December 2026	---	---	---	---	3.27	---	---	---	---	---	---	---	---
				March 2027	---	---	---	---	3.28	---	---	---	---	---	---	---	---
MOTOR OIL (CR)																	
(Contract Size: 100 Securities, Physical Delivery)																	
35.82	35	35.3	0.80%	June 2026	35.56	35.56	35.28	35.28	35.28	---	---	---	39.97	---	2	2	261
				September 2026	---	---	---	---	35.30	---	---	---	---	---	---	---	---
				December 2026	---	---	---	---	35.48	---	---	---	---	---	---	---	---
				March 2027	---	---	---	---	35.65	---	---	---	---	---	---	---	---
NATIONAL BANK (CR)																	
(Contract Size: 100 Securities, Physical Delivery)																	
14.24	13.82	13.855	-1.63%	June 2026	13.90	14.00	13.58	13.61	13.61	---	---	---	15.76	---	88	418	12,573
				September 2026	---	---	---	---	14.20	---	---	---	---	---	---	---	---
				December 2026	---	---	---	---	14.27	---	---	---	---	---	---	---	---
				March 2027	---	---	---	---	14.34	---	---	---	---	---	---	---	---

Derivatives notes - <https://www.athexgroup.gr/en/market-data/statistics/eod-closing-prices/>

Fixing prices and final open positions can be retrieved from the following path <http://www.athexgroup.gr/en/market-data/statistics/eod-closing-prices>

Underlying Asset				Derivatives Market													
Price max	Price min	Closing price	change	Delivery Month	Open price	Price max	Price min	Last price	Closing price	Last Bid	Last Ask	Fixing price*	Life high	Life low	Trades	Volume	Open Interest
OPTIMA BANK (CR)				(Contract Size: 100 Securities, Physical Delivery)													
9.32	8.97	9	-1.10%	June 2026	9.13	9.18	9.13	9.13	9.13	---	---	---	9.59	---	5	30	546
				September 2026	---	---	---	---	9.17	---	---	---	---	---	---	---	---
				December 2026	---	---	---	---	9.22	---	---	---	---	---	---	---	---
				March 2027	---	---	---	---	9.26	---	---	---	---	---	---	---	---
OTE (CR)				(Contract Size: 100 Securities, Physical Delivery)													
18.64	18.16	18.3	-0.05%	June 2026	18.69	18.69	18.20	18.20	18.20	---	---	---	18.69	---	5	14	885
				September 2026	---	---	---	---	18.46	---	---	---	---	---	---	---	---
				December 2026	---	---	---	---	18.55	---	---	---	---	---	---	---	---
				March 2027	---	---	---	---	18.64	---	---	---	---	---	---	---	---
P.P.A. S.A. (CR)				(Contract Size: 100 Securities, Physical Delivery)													
38.45	38.05	38.2	0.26%	June 2026	---	---	---	---	39.51	---	---	---	39.11	---	---	---	41
				September 2026	---	---	---	---	38.40	---	---	---	---	---	---	---	---
				December 2026	---	---	---	---	38.60	---	---	---	---	---	---	---	---
				March 2027	---	---	---	---	38.79	---	---	---	---	---	---	---	---
PIRAEUS BANK (CR)				(Contract Size: 100 Securities, Physical Delivery)													
8.324	8.194	8.194	-0.85%	June 2026	8.25	8.35	8.18	8.20	8.20	---	---	---	8.90	---	204	2,820	46,199
				September 2026	---	---	---	---	8.33	---	---	---	---	---	---	---	---
				December 2026	---	---	---	---	8.37	---	---	---	---	---	---	---	---
				March 2027	---	---	---	---	8.41	---	---	---	---	---	---	---	---
PPC (CR)				(Contract Size: 100 Securities, Physical Delivery)													
18.35	18.1	18.2	-0.55%	June 2026	18.21	18.23	18.00	18.00	18.00	---	---	---	20.10	---	94	617	17,733
				September 2026	---	---	---	---	18.11	---	---	---	18.63	---	---	---	28
				December 2026	---	---	---	---	18.54	---	---	---	---	---	---	---	---
				March 2027	---	---	---	---	18.63	---	---	---	---	---	---	---	---
QUEST HOLDINGS (CR)				(Contract Size: 100 Securities, Physical Delivery)													
7.16	6.99	7.05	-1.40%	June 2026	6.92	6.92	6.91	6.91	6.91	---	---	---	7.01	---	3	15	251
				September 2026	---	---	---	---	7.21	---	---	---	---	---	---	---	---
				December 2026	---	---	---	---	7.24	---	---	---	---	---	---	---	---
				March 2027	---	---	---	---	7.28	---	---	---	---	---	---	---	---
TITAN (CB)				(Contract Size: 100 Securities, Physical Delivery)													
46.44	45.68	45.68	-1.55%	June 2026	46.05	46.05	45.90	45.90	45.90	---	---	---	49.82	---	2	5	404
				September 2026	---	---	---	---	46.77	---	---	---	---	---	---	---	---
				December 2026	---	---	---	---	47.01	---	---	---	---	---	---	---	---
				March 2027	---	---	---	---	47.24	---	---	---	---	---	---	---	---

Derivatives notes - <https://www.athexgroup.gr/en/market-data/statistics/eod-closing-prices/>

Fixing prices and final open positions can be retrieved from the following path <http://www.athexgroup.gr/en/market-data/statistics/eod-closing-prices>

Underlying Asset				Derivatives Market													
Price max	Price min	Closing price	change	Delivery Month	Open price	Price max	Price min	Last price	Closing price	Last Bid	Last Ask	Fixing price*	Life high	Life low	Trades	Volume	Open Interest
VIOHALCO SA/NV (CB)				(Contract Size: 100 Securities, Physical Delivery)													
14.78	14.38	14.58	-0.55%	June 2026	14.70	14.72	14.54	14.72	14.72	---	---		15.02	---	11	25	2,114
				September 2026	---	---	---	---	14.78	---	---		---	---	---	---	---
				December 2026	---	---	---	---	14.85	---	---		---	---	---	---	---
				March 2027	---	---	---	---	14.93	---	---		---	---	---	---	---

Derivatives notes - <https://www.athexgroup.gr/en/market-data/statistics/eod-closing-prices/>

Fixing prices and final open positions can be retrieved from the following path <http://www.athexgroup.gr/en/market-data/statistics/eod-closing-prices>

FTSE/Athex Large Cap

(Trade Unit: 1 Index Point x 2€ - Exercise Style: European, Cash Settlement)

Exercise Price	Call Options														Put Options																						
	May 2026							June 2026							Other Months		May 2026							June 2026							Other Months		Exercise Price				
	Open price	Price max	Price min	Last price	Closing price	Volume	Open Interest	Open price	Price max	Price min	Last price	Closing price	Volume	Open Interest	Volume	Open Interest	Open price	Price max	Price min	Last price	Closing price	Volume	Open Interest	Open price	Price max	Price min	Last price	Closing price	Volume	Open Interest	Volume	Open Interest					
4,000	-	-	-	-	-	-	-	0.00	0.00	0.00	-	1,609.00	-	-	-	-	-	-	-	-	-	-	-	0.00	0.00	0.00	-	0.09	-	-	-	-		4,000			
4,100	-	-	-	-	-	-	-	0.00	0.00	0.00	-	1,509.00	-	-	-	-	-	-	-	-	-	-	-	0.00	0.00	0.00	-	0.21	-	-	-	-	4,100				
4,200	-	-	-	-	-	-	-	0.00	0.00	0.00	-	1,410.00	-	-	-	-	-	-	-	-	-	-	-	0.00	0.00	0.00	-	0.46	-	-	-	-	4,200				
4,300	-	-	-	-	-	-	-	0.00	0.00	0.00	-	1,310.00	-	-	-	-	-	-	-	-	-	-	-	0.00	0.00	0.00	-	0.95	-	-	-	-	4,300				
4,400	-	-	-	-	-	-	-	0.00	0.00	0.00	-	1,212.00	-	-	-	-	-	-	-	-	-	-	-	0.00	0.00	0.00	-	1.90	-	-	-	-	4,400				
4,450	-	-	-	-	-	-	-	0.00	0.00	0.00	-	1,162.00	-	-	-	-	-	-	-	-	-	-	-	0.00	0.00	0.00	-	2.50	-	-	-	-	4,450				
4,500	-	-	-	-	-	-	-	0.00	0.00	0.00	-	1,113.00	-	-	-	-	-	-	-	-	-	-	-	0.00	0.00	0.00	-	3.40	-	-	-	-	4,500				
4,550	-	-	-	-	-	-	-	0.00	0.00	0.00	-	1,065.00	-	-	-	-	-	-	-	-	-	-	-	0.00	0.00	0.00	-	4.60	-	-	-	-	4,550				
4,600	0.00	0.00	0.00	-	1,026.00	-	-	0.00	0.00	0.00	-	1,016.00	-	-	-	-	-	-	-	-	-	-	-	0.00	0.00	0.00	-	6.10	-	-	-	-	4,600				
4,650	0.00	0.00	0.00	-	976.00	-	-	0.00	0.00	0.00	-	968.00	-	-	-	-	-	-	-	-	-	-	-	0.00	0.00	0.00	-	7.90	-	-	-	-	4,650				
4,700	0.00	0.00	0.00	-	927.00	-	-	0.00	0.00	0.00	-	921.00	-	-	-	-	-	-	-	-	-	-	-	0.00	0.00	0.00	-	10.25	-	-	-	-	4,700				
4,750	0.00	0.00	0.00	-	877.00	-	-	0.00	0.00	0.00	-	874.00	-	-	-	-	-	-	-	-	-	-	-	0.00	0.00	0.00	-	13.00	-	-	-	-	4,750				
4,800	0.00	0.00	0.00	-	827.00	-	-	0.00	0.00	0.00	-	827.00	-	-	-	-	-	-	-	-	-	-	-	0.00	0.00	0.00	-	16.50	-	-	-	-	4,800				
4,850	0.00	0.00	0.00	-	778.00	-	-	0.00	0.00	0.00	-	782.00	-	-	-	-	-	-	-	-	-	-	-	0.00	0.00	0.00	-	20.75	-	-	-	-	4,850				
4,900	0.00	0.00	0.00	-	728.00	-	-	0.00	0.00	0.00	-	737.00	-	-	-	-	-	-	-	-	-	-	-	0.00	0.00	0.00	-	25.75	-	-	-	-	4,900				
4,950	0.00	0.00	0.00	-	679.00	-	-	0.00	0.00	0.00	-	693.00	-	-	-	-	-	-	-	-	-	-	-	0.00	0.00	0.00	-	31.50	-	-	-	-	4,950				
5,000	0.00	0.00	0.00	-	631.00	-	-	0.00	0.00	0.00	-	650.00	-	-	-	-	-	-	-	-	-	-	-	0.00	0.00	0.00	-	38.50	-	-	-	-	5,000				
5,050	0.00	0.00	0.00	-	583.00	-	33	0.00	0.00	0.00	-	608.00	-	-	-	-	-	-	-	-	-	-	-	0.00	0.00	0.00	-	46.25	-	-	-	-	5,050				
5,100	0.00	0.00	0.00	-	536.00	-	50	0.00	0.00	0.00	-	567.00	-	-	-	-	-	-	-	-	-	-	-	0.00	0.00	0.00	-	55.50	-	-	-	-	5,100				
5,150	0.00	0.00	0.00	-	489.00	-	51	0.00	0.00	0.00	-	528.00	-	-	-	-	-	-	-	-	-	-	-	0.00	0.00	0.00	-	66.00	-	-	-	-	5,150				
5,200	0.00	0.00	0.00	-	444.00	-	45	0.00	0.00	0.00	-	490.00	-	-	-	-	-	-	-	-	-	-	-	0.00	0.00	0.00	-	77.50	-	-	-	-	5,200				
5,250	0.00	0.00	0.00	-	401.00	-	32	0.00	0.00	0.00	-	453.00	-	-	-	-	-	-	-	-	-	-	-	0.00	0.00	0.00	-	91.00	-	-	-	-	5,250				
5,300	0.00	0.00	0.00	-	359.00	-	30	0.00	0.00	0.00	-	418.00	-	-	-	-	-	-	-	-	-	-	-	0.00	0.00	0.00	-	106.00	-	-	-	-	5,300				
5,350	0.00	0.00	0.00	-	319.00	-	30	0.00	0.00	0.00	-	384.00	-	-	-	-	-	-	-	-	-	-	-	0.00	0.00	0.00	-	122.00	-	-	-	-	5,350				
5,400	0.00	0.00	0.00	-	281.00	-	30	0.00	0.00	0.00	-	353.00	-	-	-	-	-	-	-	-	-	-	-	0.00	0.00	0.00	-	140.00	-	-	-	-	5,400				
5,450	0.00	0.00	0.00	-	246.00	-	30	0.00	0.00	0.00	-	322.00	-	-	-	-	-	-	-	-	-	-	-	0.00	0.00	0.00	-	160.00	-	-	-	-	5,450				
5,500	0.00	0.00	0.00	-	213.00	-	30	0.00	0.00	0.00	-	294.00	-	-	-	-	-	-	-	-	-	-	-	0.00	0.00	0.00	-	181.00	-	-	-	-	5,500				
5,550	143.00	143.00	143.00	143.00	143.00	30	-	227.00	228.00	227.00	228.00	228.00	60	3	-	-	-	-	-	-	-	-	126.00	143.00	126.00	126.00	126.00	30	52	0.00	0.00	0.00	-	204.00	-	1	5,550
5,600	119.00	119.00	119.00	119.00	119.00	30	30	0.00	0.00	0.00	-	242.00	-	-	-	-	-	-	-	-	-	-	126.00	119.00	126.00	150.00	150.00	31	19	230.00	230.00	220.00	220.00	220.00	74	-	5,600
5,650	96.00	96.00	96.00	96.00	96.00	30	90	195.00	195.00	195.00	195.00	195.00	5	1	-	-	-	-	-	-	-	-	149.00	96.00	149.00	180.00	180.00	62	21	254.00	254.00	254.00	254.00	254.00	5	-	5,650
5,700	98.50	98.50	77.50	77.50	77.50	62	95	0.00	0.00	0.00	-	196.00	-	30	-	-	-	-	-	-	-	-	235.00	98.50	235.00	235.00	235.00	30	32	308.00	308.00	308.00	308.00	308.00	30	30	5,700
5,750	0.00	0.00	0.00	-	90.50	-	62	0.00	0.00	0.00	-	176.00	-	31	-	-	-	-	-	-	-	-	217.00	0.00	217.00	217.00	217.00	30	277	0.00	0.00	0.00	-	313.00	-	90	5,750
5,800	0.00	0.00	0.00	-	74.00	-	98	0.00	0.00	0.00	-	158.00	-	30	-	-	-	-	-	-	-	-	0.00	0.00	0.00	-	247.00	-	120	0.00	0.00	0.00	-	344.00	-	30	5,800
5,850	0.00	0.00	0.00	-	60.00	-	192	0.00	0.00	0.00	-	140.00	-	-	-	-	-	-	-	-	-	-	0.00	0.00	0.00	-	283.00	-	35	0.00	0.00	0.00	-	376.00	-	60	5,850
5,900	0.00	0.00	0.00	-	48.00	-	23	112.00	112.00	101.00	101.00	101.00	10	-	-	-	-	-	-	-	-	-	0.00	0.00	0.00	-	321.00	-	60	0.00	0.00	0.00	-	411.00	-	-	5,900
5,950	0.00	0.00	0.00	-	38.25	-	27	0.00	0.00	0.00	-	111.00	-	15	-	-	-	-	-	-	-	-	0.00	0.00	0.00	-	361.00	-	-	0.00	0.00	0.00	-	446.00	-	-	5,950

FTSE/Athex Large Cap

(Trade Unit: 1 Index Point x 2€ - Exercise Style: European, Cash Settlement)

Call Options														Put Options																					
Exercise Price	May 2026							June 2026							Other Months		May 2026							June 2026							Other Months		Exercise Price		
	Open price	Price max	Price min	Last price	Closing price	Volume	Open Interest	Open price	Price max	Price min	Last price	Closing price	Volume	Open Interest	Volume	Open Interest	Open price	Price max	Price min	Last price	Closing price	Volume	Open Interest	Open price	Price max	Price min	Last price	Closing price	Volume	Open Interest	Volume	Open Interest			
6,000	0.00	0.00	0.00	-	30.00	-	10	0.00	0.00	0.00	-	97.50	-	-			0.00	0.00	0.00	-	402.00	-	-	0.00	0.00	0.00	-	483.00	-	-			6,000		
6,050	0.00	0.00	0.00	-	23.25	-	10	0.00	0.00	0.00	-	86.00	-	-			0.00	0.00	0.00	-	446.00	-	-	0.00	0.00	0.00	-	521.00	-	-			6,050		
6,100	0.00	0.00	0.00	-	17.75	-	-	0.00	0.00	0.00	-	75.50	-	-			0.00	0.00	0.00	-	490.00	-	-	0.00	0.00	0.00	-	561.00	-	-			6,100		
6,150	0.00	0.00	0.00	-	13.50	-	-	0.00	0.00	0.00	-	66.00	-	-			0.00	0.00	0.00	-	536.00	-	-	0.00	0.00	0.00	-	601.00	-	-			6,150		
6,200	0.00	0.00	0.00	-	10.25	-	-	0.00	0.00	0.00	-	57.50	-	-			0.00	0.00	0.00	-	582.00	-	-	0.00	0.00	0.00	-	643.00	-	-			6,200		
6,250	0.00	0.00	0.00	-	7.60	-	-	0.00	0.00	0.00	-	50.00	-	-			0.00	0.00	0.00	-	630.00	-	-	0.00	0.00	0.00	-	685.00	-	-			6,250		
6,300	0.00	0.00	0.00	-	5.60	-	-	0.00	0.00	0.00	-	43.25	-	-			0.00	0.00	0.00	-	678.00	-	-	0.00	0.00	0.00	-	728.00	-	-			6,300		
6,350	0.00	0.00	0.00	-	4.10	-	-	0.00	0.00	0.00	-	37.50	-	-			0.00	0.00	0.00	-	726.00	-	-	0.00	0.00	0.00	-	772.00	-	-			6,350		
6,400	0.00	0.00	0.00	-	3.00	-	-	0.00	0.00	0.00	-	32.25	-	-			0.00	0.00	0.00	-	775.00	-	-	0.00	0.00	0.00	-	817.00	-	-			6,400		
6,450	-	-	-	-	-	-	-	0.00	0.00	0.00	-	27.75	-	-			-	-	-	-	-	-	-	0.00	0.00	0.00	-	862.00	-	-			6,450		
6,500	-	-	-	-	-	-	-	0.00	0.00	0.00	-	23.75	-	-			-	-	-	-	-	-	0.00	0.00	0.00	-	908.00	-	-			6,500			
6,550	-	-	-	-	-	-	-	0.00	0.00	0.00	-	20.25	-	-			-	-	-	-	-	-	0.00	0.00	0.00	-	954.00	-	-			6,550			
6,600	-	-	-	-	-	-	-	0.00	0.00	0.00	-	17.25	-	-			-	-	-	-	-	-	0.00	0.00	0.00	-	1,001.00	-	-			6,600			
6,650	-	-	-	-	-	-	-	0.00	0.00	0.00	-	14.75	-	-			-	-	-	-	-	-	0.00	0.00	0.00	-	1,048.00	-	-			6,650			
Totals:						152	998							75	110	0	0							183	1,240							109	211	0	0
Number of Trades:						7							5	0							9							5	0						

Allwyn AG (CR)

(Contract Size: 100 Securities, Exercise Style: American, Physical Delivery)

Call Options														Put Options																		
May 2026							June 2026							Other Months		May 2026							June 2026							Other Months		Exercise Price
Open price	Price max	Price min	Last price	Closing price	Volume	Open Interest	Open price	Price max	Price min	Last price	Closing price	Volume	Open Interest	Volume	Open Interest	Open price	Price max	Price min	Last price	Closing price	Volume	Open Interest	Open price	Price max	Price min	Last price	Closing price	Volume	Open Interest	Volume	Open Interest	
9.000	0.000	0.000	0.000	4.34	-	-	0.000	0.000	0.000	0.000	4.36	-	-			0.000	0.000	0.000	0.001	-	-	0.000	0.000	0.000	0.001	-	-					0.090
9.250	0.000	0.000	0.000	4.09	-	-	0.000	0.000	0.000	0.000	4.11	-	-			0.000	0.000	0.000	0.002	-	-	0.000	0.000	0.000	0.001	-	-					0.093
9.500	0.000	0.000	0.000	3.84	-	-	0.000	0.000	0.000	0.000	3.86	-	-			0.000	0.000	0.000	0.004	-	-	0.000	0.000	0.000	0.001	-	-					0.095
9.750	0.000	0.000	0.000	3.59	-	-	0.000	0.000	0.000	0.000	3.61	-	-			0.000	0.000	0.000	0.007	-	-	0.000	0.000	0.000	0.003	-	-					0.098
10.000	0.000	0.000	0.000	3.34	-	-	0.000	0.000	0.000	0.000	3.36	-	-			0.000	0.000	0.000	0.001	-	-	0.000	0.000	0.000	0.005	-	-					0.100
10.500	0.000	0.000	0.000	2.84	-	-	0.000	0.000	0.000	0.000	2.88	-	-			0.000	0.000	0.000	0.001	-	-	0.000	0.000	0.000	0.015	-	-					0.105
11.000	0.000	0.000	0.000	2.34	-	-	0.000	0.000	0.000	0.000	2.40	-	-			0.000	0.000	0.000	0.002	-	-	0.000	0.000	0.000	0.039	-	-					0.110
11.500	0.000	0.000	0.000	1.85	-	-	0.000	0.000	0.000	0.000	1.95	-	-			0.000	0.000	0.000	0.012	-	-	0.000	0.000	0.000	0.087	-	-					0.115
12.000	0.000	0.000	0.000	1.39	-	-	0.000	0.000	0.000	0.000	1.53	-	-			0.000	0.000	0.000	0.044	-	15	0.000	0.000	0.000	0.170	-	-					0.120
12.500	0.000	0.000	0.000	0.963	-	-	0.000	0.000	0.000	0.000	1.17	-	-			0.000	0.000	0.000	0.121	-	-	0.000	0.000	0.000	0.304	-	-					0.125
13.000	0.000	0.000	0.000	0.613	-	-	0.000	0.000	0.000	0.000	0.861	-	-			0.000	0.000	0.000	0.270	-	-	0.000	0.000	0.000	0.494	-	-					0.130
13.500	0.000	0.000	0.000	0.356	-	15	0.000	0.000	0.000	0.000	0.610	-	-			0.000	0.000	0.000	0.514	-	5	0.000	0.000	0.000	0.744	-	-					0.135
14.000	0.000	0.000	0.000	0.184	-	15	0.000	0.000	0.000	0.000	0.417	-	-			0.000	0.000	0.000	0.842	-	25	0.000	0.000	0.000	1.05	-	-					0.140
14.500	0.000	0.000	0.000	0.086	-	30	0.000	0.000	0.000	0.000	0.274	-	-			0.000	0.000	0.000	1.25	-	15	0.000	0.000	0.000	1.41	-	-					0.145
15.000	0.000	0.000	0.000	0.036	-	30	0.000	0.000	0.000	0.000	0.173	-	-			0.000	0.000	0.000	1.70	-	-	0.000	0.000	0.000	1.81	-	-					0.150
15.500	0.000	0.000	0.000	0.014	-	-	0.000	0.000	0.000	0.000	0.105	-	-			0.000	0.000	0.000	2.18	-	-	0.000	0.000	0.000	2.24	-	-					0.155
16.000	0.000	0.000	0.000	0.004	-	-	0.000	0.000	0.000	0.000	0.062	-	-			0.000	0.000	0.000	2.67	-	-	0.000	0.000	0.000	2.70	-	-					0.160
16.500	0.000	0.000	0.000	0.001	-	-	0.000	0.000	0.000	0.000	0.034	-	-			0.000	0.000	0.000	3.17	-	-	0.000	0.000	0.000	3.18	-	-					0.165
17.000	0.000	0.000	0.000	0.001	-	-	0.000	0.000	0.000	0.000	0.019	-	-			0.000	0.000	0.000	3.67	-	-	0.000	0.000	0.000	3.67	-	-					0.170
17.500	0.000	0.000	0.000	0.001	-	-	0.000	0.000	0.000	0.000	0.011	-	-			0.000	0.000	0.000	4.17	-	-	0.000	0.000	0.000	4.17	-	-					0.175
18.000	0.000	0.000	0.000	0.001	-	-	0.000	0.000	0.000	0.000	0.006	-	-			0.000	0.000	0.000	4.67	-	-	0.000	0.000	0.000	4.67	-	-					0.180
18.500	0.000	0.000	0.000	0.004	-	-	0.000	0.000	0.000	0.000	0.003	-	-			0.000	0.000	0.000	5.17	-	-	0.000	0.000	0.000	5.17	-	-					0.185
19.000	0.000	0.000	0.000	0.002	-	-	0.000	0.000	0.000	0.000	0.001	-	-			0.000	0.000	0.000	5.67	-	50	0.000	0.000	0.000	5.67	-	-					0.190
19.500	0.000	0.000	0.000	0.001	-	-	0.000	0.000	0.000	0.000	0.001	-	-			0.000	0.000	0.000	6.17	-	50	0.000	0.000	0.000	6.17	-	-					0.195
20.000	0.000	0.000	0.000	0.001	-	-	0.000	0.000	0.000	0.000	0.001	-	-			0.000	0.000	0.000	6.67	-	-	0.000	0.000	0.000	6.67	-	-					0.200
21.000	0.000	0.000	0.000	0.001	-	-	0.000	0.000	0.000	0.000	0.001	-	-			0.000	0.000	0.000	7.67	-	-	0.000	0.000	0.000	7.67	-	-					0.210
22.000	0.000	0.000	0.000	0.001	-	-	0.000	0.000	0.000	0.000	0.001	-	-			0.000	0.000	0.000	8.67	-	-	0.000	0.000	0.000	8.67	-	-					0.220
23.000	0.000	0.000	0.000	0.001	-	-	0.000	0.000	0.000	0.000	0.001	-	-			0.000	0.000	0.000	9.67	-	-	0.000	0.000	0.000	9.67	-	-					0.230
24.000					-	-	0.000	0.000	0.000	0.000	0.001	-	-							-	-	0.000	0.000	0.000	10.67	-	-					0.240
25.000					-	-	0.000	0.000	0.000	0.000	0.002	-	-							-	-	0.000	0.000	0.000	11.67	-	-					0.250
26.000					-	-	0.000	0.000	0.000	0.000	0.001	-	-							-	-	0.000	0.000	0.000	12.67	-	-					0.260
27.000					-	-	0.000	0.000	0.000	0.000	0.001	-	-							-	-	0.000	0.000	0.000	13.67	-	-					0.270
28.000					-	-	0.000	0.000	0.000	0.000	0.001	-	-							-	-	0.000	0.000	0.000	14.67	-	-					0.280
29.000					-	-	0.000	0.000	0.000	0.000	0.001	-	-							-	-	0.000	0.000	0.000	15.67	-	-					0.290
30.000					-	-	0.000	0.000	0.000	0.000	0.001	-	-							-	-	0.000	0.000	0.000	16.67	-	-					0.300

Allwyn AG (CR)

(Contract Size: 100 Securities, Exercise Style: American, Physical Delivery)

	Call Options														Put Options																						
	May 2026							June 2026							Other Months		May 2026							June 2026							Other Months						
Exercise Price	Open price	Price max	Price min	Last price	Closing price	Volume	Open Interest	Open price	Price max	Price min	Last price	Closing price	Volume	Open Interest	Volume	Open Interest	Open price	Price max	Price min	Last price	Closing price	Volume	Open Interest	Open price	Price max	Price min	Last price	Closing price	Volume	Open Interest	Volume	Open Interest	Exercise Price				
Totals:						0	90						0	0	0	0						0	160						0	0	0	0					
Number of Trades:							0						0		0							0.00						0		0							

ALPHA BANK (CR)

(Contract Size: 100 Securities, Exercise Style: American, Physical Delivery)

Call Options														Put Options																		
May 2026							June 2026							Other Months		May 2026							June 2026							Other Months		Exercise Price
Open price	Price max	Price min	Last price	Closing price	Volume	Open Interest	Open price	Price max	Price min	Last price	Closing price	Volume	Open Interest	Volume	Open Interest	Open price	Price max	Price min	Last price	Closing price	Volume	Open Interest	Open price	Price max	Price min	Last price	Closing price	Volume	Open Interest	Volume	Open Interest	
2.000	0.000	0.000	0.000	1.59	-	-	0.000	0.000	0.000	1.60	-	-			0.000	0.000	0.000	0.001	-	-	0.000	0.000	0.000	0.001	-	-					0.020	
2.100	0.000	0.000	0.000	1.49	-	-	0.000	0.000	0.000	1.50	-	-			0.000	0.000	0.000	0.001	-	-	0.000	0.000	0.000	0.001	-	-					0.021	
2.200	0.000	0.000	0.000	1.39	-	-	0.000	0.000	0.000	1.40	-	-			0.000	0.000	0.000	0.001	-	-	0.000	0.000	0.000	0.001	-	-					0.022	
2.300	0.000	0.000	0.000	1.29	-	-	0.000	0.000	0.000	1.30	-	-			0.000	0.000	0.000	0.001	-	-	0.000	0.000	0.000	0.001	-	-					0.023	
2.400	0.000	0.000	0.000	1.19	-	-	0.000	0.000	0.000	1.20	-	-			0.000	0.000	0.000	0.001	-	-	0.000	0.000	0.000	0.002	-	-					0.024	
2.500	0.000	0.000	0.000	1.09	-	-	0.000	0.000	0.000	1.10	-	-			0.000	0.000	0.000	0.002	-	-	0.000	0.000	0.000	0.004	-	-					0.025	
2.600	0.000	0.000	0.000	0.993	-	-	0.000	0.000	0.000	1.01	-	-			0.000	0.000	0.000	0.004	-	-	0.000	0.000	0.000	0.008	-	-					0.026	
2.700	0.000	0.000	0.000	0.893	-	-	0.000	0.000	0.000	0.911	-	-			0.000	0.000	0.000	0.001	-	-	0.000	0.000	0.000	0.014	-	-					0.027	
2.800	0.000	0.000	0.000	0.794	-	-	0.000	0.000	0.000	0.820	-	-			0.000	0.000	0.000	0.001	-	-	0.000	0.000	0.000	0.021	-	-					0.028	
2.900	0.000	0.000	0.000	0.695	-	-	0.000	0.000	0.000	0.731	-	-			0.000	0.000	0.000	0.003	-	-	0.000	0.000	0.000	0.033	-	-					0.029	
3.000	0.000	0.000	0.000	0.599	-	-	0.000	0.000	0.000	0.648	-	-			0.000	0.000	0.000	0.006	-	-	0.000	0.000	0.000	0.049	-	-					0.030	
3.100	0.000	0.000	0.000	0.506	-	4	0.000	0.000	0.000	0.568	-	-			0.000	0.000	0.000	0.013	-	-	0.000	0.000	0.000	0.069	-	-					0.031	
3.200	0.000	0.000	0.000	0.418	-	-	0.000	0.000	0.000	0.495	-	-			0.000	0.000	0.000	0.025	-	-	0.000	0.000	0.000	0.096	-	-					0.032	
3.300	0.000	0.000	0.000	0.337	-	15	0.000	0.000	0.000	0.427	-	-			0.000	0.000	0.000	0.043	-	-	0.000	0.000	0.000	0.128	-	-					0.033	
3.400	0.000	0.000	0.000	0.264	-	-	0.000	0.000	0.000	0.364	-	-			0.000	0.000	0.000	0.070	-	-	0.000	0.000	0.000	0.164	-	-					0.034	
3.500	0.000	0.000	0.000	0.201	-	-	0.000	0.000	0.000	0.310	-	-			0.000	0.000	0.000	0.107	-	-	0.000	0.000	0.000	0.210	-	-					0.035	
3.600	0.000	0.000	0.000	0.148	-	-	0.000	0.000	0.000	0.259	-	-			0.000	0.000	0.000	0.155	-	-	0.000	0.000	0.000	0.259	-	-					0.036	
3.700	0.000	0.000	0.000	0.106	-	-	0.000	0.000	0.000	0.217	-	-			0.000	0.000	0.000	0.212	-	-	0.000	0.000	0.000	0.317	-	-					0.037	
3.800	0.000	0.000	0.000	0.074	-	-	0.000	0.000	0.000	0.178	-	-			0.000	0.000	0.000	0.280	-	-	0.000	0.000	0.000	0.378	-	-					0.038	
3.900	0.000	0.000	0.000	0.050	-	-	0.000	0.000	0.000	0.148	-	-			0.000	0.000	0.000	0.357	-	-	0.000	0.000	0.000	0.447	-	-					0.039	
4.000	0.000	0.000	0.000	0.033	-	10	0.000	0.000	0.000	0.119	-	10			0.000	0.000	0.000	0.440	-	-	0.000	0.000	0.000	0.519	-	-					0.040	
4.250	0.000	0.000	0.000	0.010	-	-	0.000	0.000	0.000	0.069	-	-			0.000	0.000	0.000	0.667	-	-	0.000	0.000	0.000	0.720	-	-					0.043	
4.400					-	-	0.000	0.000	0.000	0.048	-	-							-	-	0.000	0.000	0.000	0.849	-	-					0.044	
4.500	0.000	0.000	0.000	0.002	-	-	0.000	0.000	0.000	0.039	-	-			0.000	0.000	0.000	0.911	-	-	0.000	0.000	0.000	0.939	-	-					0.045	
4.750	0.000	0.000	0.000	0.001	-	-	0.000	0.000	0.000	0.021	-	-			0.000	0.000	0.000	1.16	-	-	0.000	0.000	0.000	1.17	-	-					0.048	
4.800					-	-	0.000	0.000	0.000	0.018	-	-							-	-	0.000	0.000	0.000	1.22	-	-					0.048	
5.000	0.000	0.000	0.000	0.001	-	-	0.000	0.000	0.000	0.011	-	-			0.000	0.000	0.000	1.41	-	-	0.000	0.000	0.000	1.41	-	-					0.050	
5.250	0.000	0.000	0.000	0.002	-	-	0.000	0.000	0.000	0.005	-	-			0.000	0.000	0.000	1.66	-	-	0.000	0.000	0.000	1.66	-	-					0.053	
5.500	0.000	0.000	0.000	0.001	-	-	0.000	0.000	0.000	0.002	-	-			0.000	0.000	0.000	1.91	-	-	0.000	0.000	0.000	1.91	-	-					0.055	
5.750	0.000	0.000	0.000	0.001	-	-	0.000	0.000	0.000	0.001	-	-			0.000	0.000	0.000	2.16	-	-	0.000	0.000	0.000	2.16	-	-					0.058	
6.000	0.000	0.000	0.000	0.001	-	-	0.000	0.000	0.000	0.001	-	-			0.000	0.000	0.000	2.41	-	-	0.000	0.000	0.000	2.41	-	-					0.060	
6.250	0.000	0.000	0.000	0.001	-	-	0.000	0.000	0.000	0.001	-	-			0.000	0.000	0.000	2.66	-	-	0.000	0.000	0.000	2.66	-	-					0.063	
6.500					-	-	0.000	0.000	0.000	0.001	-	-							-	-	0.000	0.000	0.000	2.91	-	-					0.065	
6.750					-	-	0.000	0.000	0.000	0.001	-	-							-	-	0.000	0.000	0.000	3.16	-	-					0.068	
7.000					-	-	0.000	0.000	0.000	0.001	-	-							-	-	0.000	0.000	0.000	3.41	-	-					0.070	

ALPHA BANK (CR)

(Contract Size: 100 Securities, Exercise Style: American, Physical Delivery)

	Call Options														Put Options																					
	May 2026						June 2026						Other Months		May 2026						June 2026						Other Months									
Exercise Price	Open price	Price max	Price min	Last price	Closing price	Volume	Open Interest	Open price	Price max	Price min	Last price	Closing price	Volume	Open Interest	Volume	Open Interest	Open price	Price max	Price min	Last price	Closing price	Volume	Open Interest	Open price	Price max	Price min	Last price	Closing price	Volume	Open Interest	Volume	Open Interest	Exercise Price			
Totals:						0	29							0	10	0	0							0	0							0	0	0	0	
Number of Trades:							0							0			0							0.00							0			0		

NATIONAL BANK (CR)

(Contract Size: 100 Securities, Exercise Style: American, Physical Delivery)

Call Options																	Put Options														
May 2026							June 2026							Other Months		May 2026					June 2026					Other Months		Exercise Price			
Open price	Price max	Price min	Last price	Closing price	Volume	Open Interest	Open price	Price max	Price min	Last price	Closing price	Volume	Open Interest	Volume	Open Interest	Open price	Price max	Price min	Last price	Closing price	Volume	Open Interest	Open price	Price max	Price min	Last price	Closing price		Volume	Open Interest	Volume
8.250					-	-	0.000	0.000	0.000		5.86	-	-			-	-	0.000	0.000	0.000		0.001	-	-							0.083
8.400					-	-	0.000	0.000	0.000		5.72	-	-			-	-	0.000	0.000	0.000		0.001	-	-							0.084
8.500					-	-	0.000	0.000	0.000		5.62	-	-			-	-	0.000	0.000	0.000		0.001	-	-							0.085
8.750	0.000	0.000	0.000		5.35	-	-	0.000	0.000	0.000		5.37	-	-		0.000	0.000	0.000		0.001	-	-		0.000	0.000	0.000		0.001	-	-	0.088
8.800					-	-	0.000	0.000	0.000		5.32	-	-			-	-	0.000	0.000	0.000		0.002	-	-							0.088
9.000	0.000	0.000	0.000		5.10	-	-	0.000	0.000	0.000		5.12	-	-		0.000	0.000	0.000		0.001	-	-		0.000	0.000	0.000		0.002	-	-	0.090
9.200					-	-	0.000	0.000	0.000		4.92	-	-			-	-	0.000	0.000	0.000		0.004	-	-							0.092
9.250	0.000	0.000	0.000		4.85	-	-	0.000	0.000	0.000		4.87	-	-		0.000	0.000	0.000		0.002	-	-		0.000	0.000	0.000		0.004	-	-	0.093
9.500	0.000	0.000	0.000		4.60	-	-	0.000	0.000	0.000		4.62	-	-		0.000	0.000	0.000		0.001	-	-		0.000	0.000	0.000		0.007	-	-	0.095
9.600					-	-	0.000	0.000	0.000		4.53	-	-			-	-	0.000	0.000	0.000		0.008	-	-							0.096
9.750	0.000	0.000	0.000		4.35	-	-	0.000	0.000	0.000		4.38	-	-		0.000	0.000	0.000		0.001	-	-		0.000	0.000	0.000		0.011	-	-	0.098
10.000	0.000	0.000	0.000		4.10	-	-	0.000	0.000	0.000		4.14	-	-		0.000	0.000	0.000		0.001	-	-		0.000	0.000	0.000		0.016	-	-	0.100
10.500	0.000	0.000	0.000		3.60	-	-	0.000	0.000	0.000		3.66	-	-		0.000	0.000	0.000		0.001	-	-		0.000	0.000	0.000		0.035	-	-	0.105
11.000	0.000	0.000	0.000		3.10	-	-	0.000	0.000	0.000		3.19	-	-		0.000	0.000	0.000		0.003	-	-		0.000	0.000	0.000		0.069	-	-	0.110
11.500	0.000	0.000	0.000		2.61	-	-	0.000	0.000	0.000		2.75	-	-		0.000	0.000	0.000		0.010	-	-		0.000	0.000	0.000		0.125	-	-	0.115
12.000	0.000	0.000	0.000		2.13	-	-	0.000	0.000	0.000		2.33	-	-		0.000	0.000	0.000		0.033	-	-		0.000	0.000	0.000		0.209	-	-	0.120
12.500	0.000	0.000	0.000		1.68	-	-	0.000	0.000	0.000		1.95	-	-		0.000	0.000	0.000		0.079	-	-		0.000	0.000	0.000		0.326	-	-	0.125
13.000	0.000	0.000	0.000		1.27	-	-	0.000	0.000	0.000		1.61	-	-		0.000	0.000	0.000		0.168	-	-		0.000	0.000	0.000		0.480	-	-	0.130
13.500	0.000	0.000	0.000		0.917	-	30	0.000	0.000	0.000		1.30	-	-		0.000	0.000	0.000		0.314	-	-		0.000	0.000	0.000		0.670	-	-	0.135
14.000	0.000	0.000	0.000		0.627	-	-	0.000	0.000	0.000		1.03	-	-		0.000	0.000	0.000		0.524	-	15		0.000	0.000	0.000		0.905	-	-	0.140
14.500	0.000	0.000	0.000		0.404	-	-	0.000	0.000	0.000		0.817	-	-		0.000	0.000	0.000		0.801	-	-		0.000	0.000	0.000		1.19	-	-	0.145
15.000	0.000	0.000	0.000		0.250	-	5	0.000	0.000	0.000		0.630	-	15		0.000	0.000	0.000		1.15	-	-		0.000	0.000	0.000		1.50	-	-	0.150
15.500	0.000	0.000	0.000		0.146	-	15	0.000	0.000	0.000		0.475	-	-		0.000	0.000	0.000		1.54	-	-		0.000	0.000	0.000		1.85	-	-	0.155
16.000	0.000	0.000	0.000		0.081	-	-	0.000	0.000	0.000		0.363	-	-		0.000	0.000	0.000		1.98	-	-		0.000	0.000	0.000		2.23	-	-	0.160
16.500	0.000	0.000	0.000		0.042	-	-	0.000	0.000	0.000		0.267	-	-		0.000	0.000	0.000		2.44	-	-		0.000	0.000	0.000		2.64	-	-	0.165
17.000	0.000	0.000	0.000		0.021	-	-	0.000	0.000	0.000		0.195	-	-		0.000	0.000	0.000		2.92	-	-		0.000	0.000	0.000		3.07	-	-	0.170
17.500	0.000	0.000	0.000		0.010	-	-	0.000	0.000	0.000		0.142	-	-		0.000	0.000	0.000		3.41	-	-		0.000	0.000	0.000		3.52	-	-	0.175
18.000	0.000	0.000	0.000		0.004	-	-	0.000	0.000	0.000		0.098	-	-		0.000	0.000	0.000		3.91	-	-		0.000	0.000	0.000		3.98	-	-	0.180
18.500	0.000	0.000	0.000		0.002	-	-	0.000	0.000	0.000		0.072	-	-		0.000	0.000	0.000		4.41	-	-		0.000	0.000	0.000		4.45	-	-	0.185
19.000	0.000	0.000	0.000		0.001	-	-	0.000	0.000	0.000		0.049	-	-		0.000	0.000	0.000		4.91	-	-		0.000	0.000	0.000		4.93	-	-	0.190
19.500	0.000	0.000	0.000		0.001	-	-	0.000	0.000	0.000		0.035	-	-		0.000	0.000	0.000		5.41	-	-		0.000	0.000	0.000		5.42	-	-	0.195
20.000	0.000	0.000	0.000		0.001	-	-	0.000	0.000	0.000		0.023	-	-		0.000	0.000	0.000		5.91	-	-		0.000	0.000	0.000		5.91	-	-	0.200
21.000					-	-	0.000	0.000	0.000		0.010	-	-			-	-	0.000	0.000	0.000		6.91	-	-						0.210	
22.000					-	-	0.000	0.000	0.000		0.004	-	-			-	-	0.000	0.000	0.000		7.91	-	-						0.220	
Totals:					0	50						0	15	0	0						0	15						0	279	0	0
Number of Trades:					0							0		0								0.00						0		0	

OTE (CR)

(Contract Size: 100 Securities, Exercise Style: American, Physical Delivery)

Call Options																Put Options																		
May 2026								June 2026								Other Months		May 2026					June 2026					Other Months		Exercise Price				
Exerise Price	Open price	Price max	Price min	Last price	Closing price	Volume	Open Interest	Open price	Price max	Price min	Last price	Closing price	Volume	Open Interest	Volume	Open Interest	Open price	Price max	Price min	Last price	Closing price	Volume	Open Interest	Open price	Price max	Price min	Last price	Closing price	Volume		Open Interest	Volume	Open Interest	
10.000						-	-	0.000	0.000	0.000		8.34	-	-											0.000	0.000	0.000		0.001	-	-			0.100
10.500						-	-	0.000	0.000	0.000		7.84	-	-											0.000	0.000	0.000		0.001	-	-			0.105
11.000	0.000	0.000	0.000		7.32	-	-	0.000	0.000	0.000		7.34	-	-			0.000	0.000	0.000		0.001	-	-		0.000	0.000	0.000		0.001	-	-			0.110
11.500	0.000	0.000	0.000		6.82	-	-	0.000	0.000	0.000		6.84	-	-			0.000	0.000	0.000		0.001	-	-		0.000	0.000	0.000		0.001	-	-			0.115
12.000	0.000	0.000	0.000		6.32	-	-	0.000	0.000	0.000		6.35	-	-			0.000	0.000	0.000		0.001	-	-		0.000	0.000	0.000		0.002	-	-			0.120
12.500	0.000	0.000	0.000		5.82	-	-	0.000	0.000	0.000		5.85	-	-			0.000	0.000	0.000		0.002	-	-		0.000	0.000	0.000		0.001	-	-			0.125
13.000	0.000	0.000	0.000		5.32	-	-	0.000	0.000	0.000		5.35	-	-			0.000	0.000	0.000		0.001	-	-		0.000	0.000	0.000		0.001	-	-			0.130
13.500	0.000	0.000	0.000		4.82	-	-	0.000	0.000	0.000		4.85	-	-			0.000	0.000	0.000		0.001	-	-		0.000	0.000	0.000		0.001	-	-			0.135
14.000	0.000	0.000	0.000		4.32	-	-	0.000	0.000	0.000		4.35	-	-			0.000	0.000	0.000		0.001	-	-		0.000	0.000	0.000		0.001	-	-			0.140
14.500	0.000	0.000	0.000		3.82	-	-	0.000	0.000	0.000		3.86	-	-			0.000	0.000	0.000		0.001	-	-		0.000	0.000	0.000		0.005	-	-			0.145
15.000	0.000	0.000	0.000		3.33	-	-	0.000	0.000	0.000		3.37	-	-			0.000	0.000	0.000		0.001	-	-		0.000	0.000	0.000		0.012	-	-			0.150
15.500	0.000	0.000	0.000		2.83	-	-	0.000	0.000	0.000		2.88	-	-			0.000	0.000	0.000		0.001	-	-		0.000	0.000	0.000		0.029	-	-			0.155
16.000	0.000	0.000	0.000		2.33	-	-	0.000	0.000	0.000		2.42	-	-			0.000	0.000	0.000		0.005	-	30		0.000	0.000	0.000		0.065	-	-			0.160
16.500	0.000	0.000	0.000		1.85	-	-	0.000	0.000	0.000		1.98	-	-			0.000	0.000	0.000		0.020	-	-		0.000	0.000	0.000		0.126	-	-			0.165
17.000	0.000	0.000	0.000		1.39	-	-	0.000	0.000	0.000		1.58	-	-			0.000	0.000	0.000		0.061	-	46		0.000	0.000	0.000		0.223	-	-			0.170
17.500	0.000	0.000	0.000		0.978	-	-	0.000	0.000	0.000		1.22	-	-			0.000	0.000	0.000		0.151	-	30		0.000	0.000	0.000		0.365	-	-			0.175
18.000	0.000	0.000	0.000		0.633	-	-	0.000	0.000	0.000		0.919	-	-			0.000	0.000	0.000		0.306	-	-		0.000	0.000	0.000		0.559	-	-			0.180
18.500	0.000	0.000	0.000		0.380	-	-	0.000	0.000	0.000		0.667	-	-			0.000	0.000	0.000		0.553	-	-		0.000	0.000	0.000		0.807	-	-			0.185
19.000	0.000	0.000	0.000		0.203	-	-	0.000	0.000	0.000		0.467	-	-			0.000	0.000	0.000		0.877	-	-		0.000	0.000	0.000		1.11	-	-			0.190
19.500	0.000	0.000	0.000		0.101	-	-	0.000	0.000	0.000		0.316	-	-			0.000	0.000	0.000		1.28	-	-		0.000	0.000	0.000		1.46	-	-			0.195
20.000	0.000	0.000	0.000		0.043	-	-	0.000	0.000	0.000		0.205	-	-			0.000	0.000	0.000		1.72	-	-		0.000	0.000	0.000		1.85	-	-			0.200
21.000	0.000	0.000	0.000		0.006	-	-	0.000	0.000	0.000		0.079	-	-			0.000	0.000	0.000		2.69	-	-		0.000	0.000	0.000		2.73	-	-			0.210
22.000	0.000	0.000	0.000		0.001	-	-	0.000	0.000	0.000		0.027	-	-			0.000	0.000	0.000		3.69	-	-		0.000	0.000	0.000		3.69	-	-			0.220
23.000	0.000	0.000	0.000		0.001	-	-	0.000	0.000	0.000		0.008	-	-			0.000	0.000	0.000		4.69	-	-		0.000	0.000	0.000		4.69	-	-			0.230
24.000	0.000	0.000	0.000		0.001	-	-	0.000	0.000	0.000		0.002	-	-			0.000	0.000	0.000		5.69	-	-		0.000	0.000	0.000		5.69	-	-			0.240
25.000	0.000	0.000	0.000		0.001	-	-	0.000	0.000	0.000		0.001	-	-			0.000	0.000	0.000		6.69	-	-		0.000	0.000	0.000		6.69	-	-			0.250
26.000	0.000	0.000	0.000		0.001	-	-	0.000	0.000	0.000		0.001	-	-			0.000	0.000	0.000		7.69	-	-		0.000	0.000	0.000		7.69	-	-			0.260
27.000	0.000	0.000	0.000		0.001	-	-	0.000	0.000	0.000		0.001	-	-			0.000	0.000	0.000		8.69	-	-		0.000	0.000	0.000		8.69	-	-			0.270
Totals:						0	0						0	0	0	0					0	106						0	47	0	0			
Number of Trades:						0							0	0							0.00							0		0				

PIRAEUS BANK (CR)

(Contract Size: 100 Securities, Exercise Style: American, Physical Delivery)

Call Options														Put Options																			
Exercise Price	May 2026						June 2026						Other Months		May 2026						June 2026						Other Months		Exercise Price				
	Open price	Price max	Price min	Last price	Closing price	Volume	Open Interest	Open price	Price max	Price min	Last price	Closing price	Volume	Open Interest	Volume	Open Interest	Open price	Price max	Price min	Last price	Closing price	Volume	Open Interest	Open price	Price max	Price min	Last price	Closing price		Volume	Open Interest	Volume	Open Interest
4.250	0.000	0.000	0.000		4.01	-	-	0.000	0.000	0.000		4.02	-	-			0.000	0.000	0.000		0.001	-	-	0.000	0.000	0.000		0.001	-	-			0.043
4.500	0.000	0.000	0.000		3.76	-	-	0.000	0.000	0.000		3.77	-	-			0.000	0.000	0.000		0.001	-	-	0.000	0.000	0.000		0.001	-	-			0.045
4.750	0.000	0.000	0.000		3.51	-	-	0.000	0.000	0.000		3.52	-	-			0.000	0.000	0.000		0.001	-	-	0.000	0.000	0.000		0.001	-	-			0.048
5.000	0.000	0.000	0.000		3.26	-	-	0.000	0.000	0.000		3.28	-	-			0.000	0.000	0.000		0.001	-	-	0.000	0.000	0.000		0.001	-	-			0.050
5.250	0.000	0.000	0.000		3.02	-	-	0.000	0.000	0.000		3.03	-	-			0.000	0.000	0.000		0.002	-	-	0.000	0.000	0.000		0.002	-	-			0.053
5.500	0.000	0.000	0.000		2.77	-	-	0.000	0.000	0.000		2.78	-	-			0.000	0.000	0.000		0.001	-	-	0.000	0.000	0.000		0.004	-	-			0.055
5.750	0.000	0.000	0.000		2.52	-	-	0.000	0.000	0.000		2.54	-	-			0.000	0.000	0.000		0.001	-	-	0.000	0.000	0.000		0.009	-	-			0.058
6.000	0.000	0.000	0.000		2.27	-	-	0.000	0.000	0.000		2.29	-	-			0.000	0.000	0.000		0.001	-	-	0.000	0.000	0.000		0.017	-	-			0.060
6.250	0.000	0.000	0.000		2.02	-	-	0.000	0.000	0.000		2.06	-	-			0.000	0.000	0.000		0.001	-	-	0.000	0.000	0.000		0.031	-	-			0.063
6.500	0.000	0.000	0.000		1.77	-	-	0.000	0.000	0.000		1.83	-	-			0.000	0.000	0.000		0.003	-	-	0.000	0.000	0.000		0.052	-	-			0.065
6.750	0.000	0.000	0.000		1.53	-	-	0.000	0.000	0.000		1.61	-	-			0.000	0.000	0.000		0.009	-	-	0.000	0.000	0.000		0.081	-	-			0.068
7.000	0.000	0.000	0.000		1.29	-	-	0.000	0.000	0.000		1.41	-	-			0.000	0.000	0.000		0.021	-	-	0.000	0.000	0.000		0.125	-	-			0.070
7.250	0.000	0.000	0.000		1.06	-	-	0.000	0.000	0.000		1.21	-	-			0.000	0.000	0.000		0.043	-	-	0.000	0.000	0.000		0.183	-	-			0.073
7.500	0.000	0.000	0.000		0.849	-	-	0.000	0.000	0.000		1.03	-	-			0.000	0.000	0.000		0.082	-	-	0.000	0.000	0.000		0.252	-	-			0.075
7.750	0.000	0.000	0.000		0.659	-	-	0.000	0.000	0.000		0.874	-	-			0.000	0.000	0.000		0.142	-	-	0.000	0.000	0.000		0.342	-	-			0.078
8.000	0.000	0.000	0.000		0.495	-	-	0.000	0.000	0.000		0.731	-	-			0.000	0.000	0.000		0.227	-	-	0.000	0.000	0.000		0.449	-	-			0.080
8.250	0.000	0.000	0.000		0.359	-	-	0.000	0.000	0.000		0.600	-	-			0.000	0.000	0.000		0.341	-	2	0.000	0.000	0.000		0.567	-	-			0.083
8.500	0.000	0.000	0.000		0.251	-	-	0.000	0.000	0.000		0.495	-	-			0.000	0.000	0.000		0.483	-	-	0.000	0.000	0.000		0.712	-	-			0.085
8.750	0.000	0.000	0.000		0.170	-	-	0.000	0.000	0.000		0.398	-	-			0.000	0.000	0.000		0.652	-	-	0.000	0.000	0.000		0.866	-	-			0.088
9.000	0.000	0.000	0.000		0.111	-	-	0.000	0.000	0.000		0.321	-	-			0.000	0.000	0.000		0.843	-	-	0.000	0.000	0.000		1.04	-	-			0.090
9.250	0.000	0.000	0.000		0.070	-	-	0.000	0.000	0.000		0.254	-	-			0.000	0.000	0.000		1.05	-	-	0.000	0.000	0.000		1.22	-	-			0.093
9.500	0.000	0.000	0.000		0.043	-	-	0.000	0.000	0.000		0.200	-	-			0.000	0.000	0.000		1.28	-	-	0.000	0.000	0.000		1.42	-	-			0.095
9.750	0.000	0.000	0.000		0.025	-	-	0.000	0.000	0.000		0.156	-	-			0.000	0.000	0.000		1.51	-	-	0.000	0.000	0.000		1.62	-	-			0.098
10.000	0.000	0.000	0.000		0.014	-	-	0.000	0.000	0.000		0.120	-	-			0.000	0.000	0.000		1.75	-	-	0.000	0.000	0.000		1.84	-	-			0.100
10.500	0.000	0.000	0.000		0.004	-	-	0.000	0.000	0.000		0.070	-	-			0.000	0.000	0.000		2.24	-	-	0.000	0.000	0.000		2.29	-	-			0.105
11.000	0.000	0.000	0.000		0.001	-	-	0.000	0.000	0.000		0.040	-	-			0.000	0.000	0.000		2.74	-	-	0.000	0.000	0.000		2.76	-	-			0.110
11.500	0.000	0.000	0.000		0.001	-	-	0.000	0.000	0.000		0.022	-	-			0.000	0.000	0.000		3.24	-	-	0.000	0.000	0.000		3.25	-	-			0.115
12.000	0.000	0.000	0.000		0.001	-	-	0.000	0.000	0.000		0.012	-	-			0.000	0.000	0.000		3.74	-	-	0.000	0.000	0.000		3.74	-	-			0.120
12.500	0.000	0.000	0.000		0.001	-	-	0.000	0.000	0.000		0.006	-	-			0.000	0.000	0.000		4.24	-	-	0.000	0.000	0.000		4.24	-	-			0.125
13.000						-	-	0.000	0.000	0.000		0.003	-	-							-	-	-	0.000	0.000	0.000		4.74	-	-			0.130
Totals:						0	0					0	0	0	0						0	2						0	0	0	0		
Number of Trades:						0						0		0							0.00							0		0			

PPC (CR)

(Contract Size: 100 Securities, Exercise Style: American, Physical Delivery)

Exercise Price	Call Options														Volume	Open Interest	Put Options														Volume	Open Interest	Exercise Price				
	May 2026							June 2026									Other Months		May 2026							June 2026								Other Months			
	Open price	Price max	Price min	Last price	Closing price	Volume	Open Interest	Open price	Price max	Price min	Last price	Closing price	Volume	Open Interest			Open price	Price max	Price min	Last price	Closing price	Volume	Open Interest	Open price	Price max	Price min	Last price	Closing price	Volume	Open Interest				Open price	Price max	Price min	Last price
9.200						-	-	0.000	0.000	0.000	9.13	-	-																								0.092
9.500						-	-	0.000	0.000	0.000	8.83	-	-																								0.095
9.600						-	-	0.000	0.000	0.000	8.73	-	-																								0.096
9.750						-	-	0.000	0.000	0.000	8.58	-	-																								0.098
10.000						-	-	0.000	0.000	0.000	8.33	-	-																								0.100
10.500						-	-	0.000	0.000	0.000	7.83	-	-																								0.105
11.000						-	-	0.000	0.000	0.000	7.33	-	-																								0.110
11.500						-	-	0.000	0.000	0.000	6.83	-	-																								0.115
12.000	0.000	0.000	0.000		6.31	-	-	0.000	0.000	0.000	6.34	-	-																								0.120
12.500	0.000	0.000	0.000		5.81	-	-	0.000	0.000	0.000	5.84	-	-																								0.125
13.000	0.000	0.000	0.000		5.31	-	-	0.000	0.000	0.000	5.34	-	-																								0.130
13.500	0.000	0.000	0.000		4.81	-	-	0.000	0.000	0.000	4.84	-	-																								0.135
14.000	0.000	0.000	0.000		4.31	-	-	0.000	0.000	0.000	4.34	-	-																								0.140
14.500	0.000	0.000	0.000		3.81	-	-	0.000	0.000	0.000	3.85	-	-																								0.145
15.000	0.000	0.000	0.000		3.32	-	-	0.000	0.000	0.000	3.37	-	-																								0.150
15.500	0.000	0.000	0.000		2.82	-	-	0.000	0.000	0.000	2.90	-	-																								0.155
16.000	0.000	0.000	0.000		2.33	-	-	0.000	0.000	0.000	2.44	-	-																								0.160
16.500	0.000	0.000	0.000		1.85	-	-	0.000	0.000	0.000	2.02	-	-																								0.165
17.000	0.000	0.000	0.000		1.41	-	-	0.000	0.000	0.000	1.63	-	-																								0.170
17.500	0.000	0.000	0.000		1.01	-	-	0.000	0.000	0.000	1.28	-	-																								0.175
18.000	0.000	0.000	0.000		0.682	-	13	0.000	0.000	0.000	0.987	-	-																								0.180
18.500	0.000	0.000	0.000		0.430	-	5	0.000	0.000	0.000	0.737	-	-																								0.185
19.000	0.000	0.000	0.000		0.249	-	2	0.000	0.000	0.000	0.535	-	-																								0.190
19.500	0.000	0.000	0.000		0.134	-	10	0.000	0.000	0.000	0.375	-	-																								0.195
20.000	0.000	0.000	0.000		0.068	-	15	0.000	0.000	0.000	0.260	-	-																								0.200
21.000	0.000	0.000	0.000		0.012	-	-	0.000	0.000	0.000	0.115	-	-																								0.210
22.000	0.000	0.000	0.000		0.002	-	-	0.000	0.000	0.000	0.044	-	-																								0.220
23.000	0.000	0.000	0.000		0.002	-	-	0.000	0.000	0.000	0.016	-	-																								0.230
24.000	0.000	0.000	0.000		0.001	-	-	0.000	0.000	0.000	0.005	-	-																								0.240
25.000	0.000	0.000	0.000		0.004	-	-	0.000	0.000	0.000	0.001	-	-																								0.250
26.000	0.000	0.000	0.000		0.001	-	-	0.000	0.000	0.000	0.001	-	-																								0.260
27.000	0.000	0.000	0.000		0.001	-	-	0.000	0.000	0.000	0.001	-	-																								0.270
28.000	0.000	0.000	0.000		0.001	-	-	0.000	0.000	0.000	0.001	-	-																								0.280
29.000	0.000	0.000	0.000		0.001	-	-	0.000	0.000	0.000	0.001	-	-																								0.290
30.000	0.000	0.000	0.000		0.001	-	-	0.000	0.000	0.000	0.001	-	-																								0.300

PPC (CR)

(Contract Size: 100 Securities, Exercise Style: American, Physical Delivery)

Exercise Price	Call Options														Put Options										Exercise Price										
	May 2026				June 2026				Other Months		May 2026				June 2026				Other Months																
	Open price	Price max	Price min	Last price	Closing price	Volume	Open Interest	Open price	Price max	Price min	Last price	Closing price	Volume	Open Interest	Volume	Open Interest	Open price	Price max	Price min	Last price	Closing price	Volume	Open Interest	Volume		Open Interest									
Totals:						0	45							0	0	0	0							0	80							0	0	0	0
Number of Trades:							0							0										0.00							0			0	

Lending Products	Underlying Title	Multilateral Transactions[1]					Bilateral Transactions[2]		Stock Borrowing through OTC (volume)[3]
		Open Interest[5]	Volume(Offered)	Average Weighted	Transactions volume	Average Weighted	Transactions Volume	Average Weighted	Transactions Volume
ADMIEBOR	ADMIE (IPTO) HOLDING S.A. (CR)	3,700	---	---	---	---	---	5,249,021	
AEGNBOR	AEGEAN AIRLINES (CR)	150,000	---	---	---	---	---	936,112	
AKTRBOR	AKTOR S.A. HOLDING CO. (CR)	---	---	---	---	12,029	4.00%	828,955	
ALWNBOR	Allwyn AG (CR)	---	---	---	---	---	---	13,015,964	
ALPHABOR	ALPHA BANK (CR)	8,000	---	---	---	---	---	187,111,869	
AETFBOR	ALPHA ETF FTSE Athex Large Cap	---	---	---	---	---	---	2,000	
AEMBOR	ALTER EGO MEDIA (CR)	---	---	---	---	---	---	---	
AIABOR	ATHENS INTL AIRPORT (CR)	---	---	---	---	---	---	478,329	
ACAGBOR	AUSTRIACARD (CB)	---	---	---	---	---	---	962	
OTOELBOR	AUTOHELLAS SA (CR)	---	---	---	---	---	---	72,358	
AVAXBOR	AVAX S.A. (CR)	---	---	---	---	---	---	426,670	
BYLOTBOR	BALLY'S INTRALOT (CR)	---	---	---	---	---	---	42,620,791	
BOCHGRBOR	BANK OF CYPRUS (CR)	---	---	---	---	---	---	519,281	
EEEBOR	CC HBC AG (CR)	500	---	---	---	---	---	100,283	
CENERBOR	CENERGY HOLDINGS (CB)	9,480	---	---	---	---	---	1,642,185	
CREDIABOR	CrediaBank (CR)	778	---	---	---	---	---	1,150,313	
DIMANDBOR	DIMAND (CR)	---	---	---	---	---	---	7,342	
ELLAKTORBOR	ELLAKTOR (CR)	44,518	---	---	5,800	3.74%	---	161,680	
ELHABOR	ELVALHALCOR (CR)	---	---	---	---	---	---	352,395	
EUROBBOR	EUROBANK (CR)	45,000	---	---	---	---	---	92,074,745	
EXAEBOR	EURONEXT ATHENS (CR)	4,755	---	---	---	---	---	343,370	
EYDAPBOR	EYDAP S.A. (CR)	---	---	---	---	---	---	417,704	
FOYRKBOR	FOURLIS (CR)	2,500	---	---	---	---	---	106,215	
GEKTERNABOR	GEK TERNA (CR)	---	---	---	---	---	---	1,136,021	
SARBOR	GR. SARANTIS S.A. (CR)	2,737	---	---	---	---	---	198,090	
ELPEBOR	HELLENIQ ENERGY (CR)	---	---	---	---	---	---	709,722	
INTEKBOR	IDEAL HOLDINGS (CR)	---	---	---	---	---	---	63,652	
INTRKBOR	INTRACOM HOLDINGS (CR)	---	---	---	---	---	---	272,318	
BELABOR	JUMBO SA (CR)	---	---	---	---	---	---	722,874	
KRIBOR	KRI-KRI S.A. (CR)	2,999	---	---	---	---	---	---	
LAMDABOR	LAMDA DEVELOPMENT SA (CR)	---	---	---	---	---	---	248,560	

Stock Lending Notes

[1] - Multilateral contracts Lending or Borrowing as per Methods 8-1, 8-2 and 8-3-3 (According to ATHEX BoD Resolution No.17)

[2] - Bilateral Contracts Lending or Borrowing as per Methods 8-3-1 and 8-3-2 & Contracts as per Method 4 (According to ATHEX BoD Resolution No.20)

[3] - The information concerning OTC Stock Borrowing Transactions is based on the statements of the Dematerialised Securities System (DSS) operators involved and refers to volumes that have been registered up until the previous working day.

[4] - Average Price (Volume weighted)

[5] - The Data concerning Open Interest before the start of trading session

Lending Products	Underlying Title	Multilateral Transactions[1]					Bilateral Transactions[2]		Stock Borrowing through OTC (volume)[3]
		Open Interest[5]	Volume(Offered)	Average Weighted	Transactions volume	Average Weighted	Transactions Volume	Average Weighted	Transactions Volume
MTLNBOR	METLEN PLC (CR)	500	---	---	---	---	---	1,628,600	
MIGBOR	MIG (CR)	1,495	---	---	---	---	---	39,913	
MOHBOR	MOTOR OIL (CR)	---	---	---	---	---	---	730,455	
ETEBOR	NATIONAL BANK (CR)	396	---	---	---	---	---	22,895,568	
NOVALBOR	NOVAL PROPERTY REIC (CR)	---	---	---	---	---	---	---	
OPTIMABOR	OPTIMA BANK (CR)	---	---	---	2,137	3.70%	---	4,773,981	
HTOBOR	OTE (CR)	2,000	---	---	---	---	---	3,789,642	
PPABOR	P.P.A. S.A. (CR)	---	---	---	---	---	---	89,321	
TPEIRBOR	PIRAEUS BANK (CR)	121,367	---	---	---	---	---	13,799,666	
PPCBOR	PPC (CR)	155,966	---	---	---	---	12,000	18,355,673	
PROFBOR	PROFILE SA (CR)	---	---	---	---	---	---	64,526	
QLCOBOR	QUALCO GROUP (CR)	---	---	---	---	---	---	910,979	
QUESTBOR	QUEST HOLDINGS (CR)	3,991	---	---	---	---	---	50,229	
TITCBOR	TITAN (CB)	50	---	---	---	---	---	152,698	
OLTHBOR	TPA SA (CR)	---	---	---	---	---	---	750	
TRESTATESBOR	TRADE ESTATES REIC (CR)	---	---	---	---	---	---	---	
VIOBOR	VIOHALCO SA/IV (CB)	---	---	---	---	---	---	---	

Stock Lending Notes

[1] - Multilateral contracts Lending or Borrowing as per Methods 8-1, 8-2 and 8-3-3 (According to ATHEX BoD Resolution No.17)

[2] - Bilateral Contracts Lending or Borrowing as per Methods 8-3-1 and 8-3-2 & Contracts as per Method 4 (According to ATHEX BoD Resolution No.20)

[3] - The information concerning OTC Stock Borrowing Transactions is based on the statements of the Dematerialised Securities System (DSS) operators involved and refers to volumes that have been registered up until the previous working day.

[4] - Average Price (Volume weighted)

[5] - The Data concerning Open Interest before the start of trading session

Sectors codification for listed companies

12003 -	ETF	10101010	Computer Services
10101015	Software	10102030	Computer Hardware
15101010	Telecommunications Equipment	15102015	Telecommunications Services
20101010	Health Care Facilities	20102010	Medical Equipment
20103015	Pharmaceuticals	30101010	Banks
30202000	Diversified Financial Services	30202010	Asset Managers & Custodians
30202015	Investment Services	30204000	Closed End Investments
30302010	Full Line Insurance	30302015	Insurance Brokers
30302025	Property and Casualty Insurance	35101010	Real Estate Holding and Development
35101015	Real Estate Services	35102000	Diversified REITs
35102045	Retail REITs.	40202015	Household Furnishings
40202020	Household Appliance	40203040	Electronic Entertainment
40204020	Clothing & Accessories	40301010	Entertainment
40301030	Publishing	40301035	Radio & TV Broadcasters
40401010	Diversified Retailers	40401020	Apparel Retailers
40401025	Home Improvement Retailers	40401030	Specialty Retailers
40501010	Airlines	40501015	Travel & Tourism
40501020	Casinos & Gambling	40501025	Hotels & Motels
45101015	Distillers & Vintners	45101020	Soft Drinks
45102010	Farming Fishing Ranching & Plantations	45102020	Food Products
45103010	Tobacco	45201010	Food Retailers & Wholesalers
45201020	Personal Products	50101010	Construction
50101020	Building Roof/Wallboard and Plumbing	50101030	Cement
50101035	Building Materials: Other	50202010	Electrical Components
50203015	Plastics	50203030	Containers & Packaging
50204000	Machinery: Industrial	50204020	Machinery: Construction & Handling
50205010	Industrial Suppliers	50205020	Back Office Support HR & Consulting
50205030	Forms & Bulk Printing Services	50206015	Commercial Vehicles & Parts
50206030	Marine Transportation	50206060	Transportation Services
55101000	Diversified Materials	55101020	Textile Products
55102000	General Mining	55102010	Iron & Steel
55102015	Metal Fabricating	55102035	Aluminum
60101020	Oil Refining and Marketing	65101010	Alternative Electricity
65101015	Conventional Electricity	65102000	Multi-Utilities
65102030	Water		



Λεωφ.Αθηνών 110 | 104 42 Αθήνα
110 Athinon Ave | 104 42 Athens GR
T +30 210 3366 800
<https://athens.euronext.com/>

