

Euronext Athens

**Ημερήσιο Δελτίο Συναλλακτικής
Δραστηριότητας**

Daily Official List of Trading Activity

26



Disclaimer:

EURONEXT ATHENS HOLDING S.A. endeavours to ensure that the data and other material ("Information") presented on the Daily Official List are accurate and complete, but it is not liable for any errors or omissions of data or /and for the accuracy, credibility, updating and completeness of the aforesaid information nor it has any liability arising directly or indirectly from the use of the above Information.

The Company is not liable for the accuracy of the data included in listed companies' announcements. Only the sender of such an announcement is fully and solely liable for any infringement of third party's rights from the content of such announcement. All contents of the Daily Official List are provided only for information purposes and do not constitute investment advice or solicitation to invest in securities or other products listed for trading on the Exchange.

You acknowledge and agree that the Company is the owner of any property rights related to any Information appearing on the Daily Official List including intellectual property rights copyright, trademarks, etc.

The above data are a property of the EURONEXT ATHENS HOLDING S.A. and are copyright protected. Users are forbidden to reproduce, modify, copy, sale, transmit or redistribute, by all reproduction means and methods, part or the whole of the above data, without reference to their source.

The commercial exploitation of these data is, also, forbidden by third parties. Hellenic Exchanges-Athens Exchange does not carry any responsibility, direct or indirect, derived from usage or accidental alteration of the above data when used by third parties.

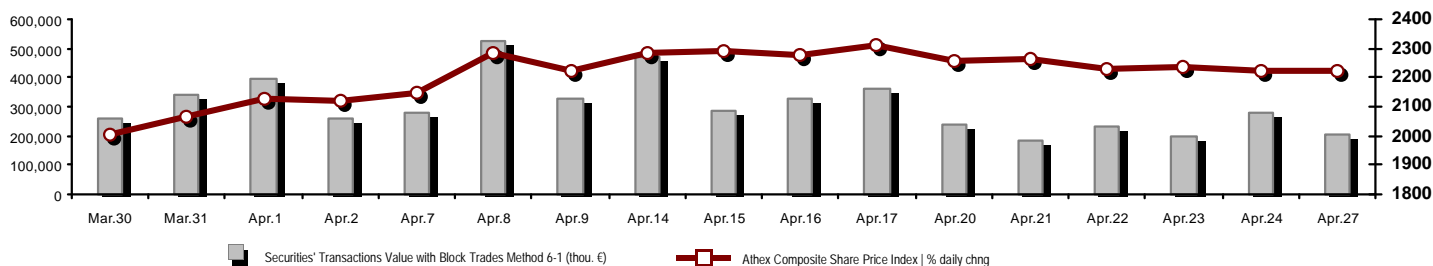
EURONEXT ATHENS HOLDING S.A.

110 Athinon Ave., 10442 Athens, Tel: (210) 33.66.800, Fax: (210) 32.13.938

<https://athens.euronext.com>

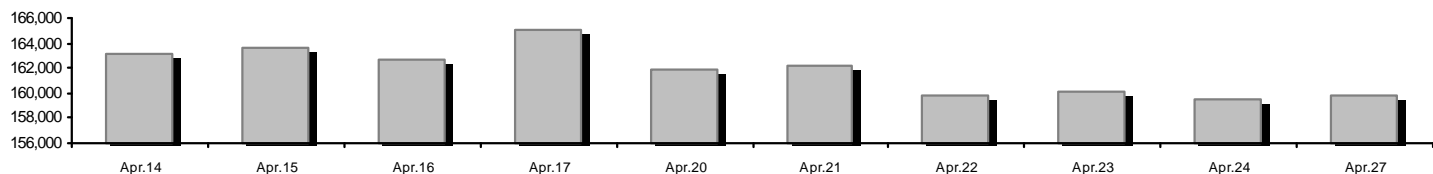
Summary of Markets

Athex Composite Share Price Index vs Shares and Derivatives Transactions Value

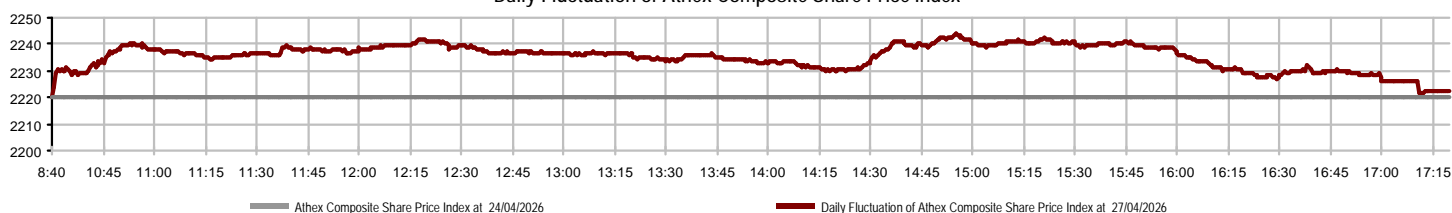


Euronext Athens Capitalisation (mill. €)**:	159,730.78	Derivatives Total Open Interest	1,784,452
Daily change: mill. € %	272.59 0.17%	in Index Futures % daily chng	9,252 2.24%
Yearly Avg Capitalisation: mill. € % chng prev year Avg	154,065.39 20.65%	in Stock Futures % daily chng	1,771,922 0.87%
Athex Composite Share Price Index % daily chng	2,222.04 0.09%	in Index Options % daily chng	2,382 0.51%
Athex Composite Share Price Index Capitalisation (mill. €)	149,442.50	in Stock Options % daily chng	896 6.67%
Daily change (mill. €)	284.73		
Securities' Transactions Value with Block Trades Method 6-1 (t)	203,587.58	Derivatives Contracts Volume:	25,604
Daily change: %	-78,864.49 -27.92%	Daily change: pieces %	-31,484 -55.15%
YtD Avg Trans. Value: thou. € % chng prev year Avg	357,055.82 65.24%	YtD Avg Derivatives Contracts % chng prev year Avg	82,657 43.55%
Blocks Transactions Value of Method 6-1 (thou. €)	29,018.92	Derivatives Trades Number:	1,920
Blocks Transactions Value of Method 6-2 & 6-3 (thou. €)	0.00	Daily change: number %	-838 -30.38%
Bonds Transactions Value (thou.€)	1,905.04	YtD Avg Trades number % chng prev year Avg	3,096 40.00%
Securities' Transactions Volume with Block Trades Method 6-1 (tho)	26,568.53	Lending Total Open Interest	414,769
Daily change: thou. pieces %	-18,164.98 -40.61%	Daily change: pieces %	87,400 26.70%
YtD Avg Volume: % chng prev year Avg	55,196.75 32.40%	Lending Volume (Multilateral/Bilateral)	181,896
Blocks Transactions Volume of Method 6-1 (thou. Pieces)	1,761.22	Daily change: pieces %	68,743
Blocks Transactions Volume of Method 6-2 & 6-3 (thou. Pieces)	0.00	Multilateral Lending	177,896
Bonds Transactions Volume	1,909,000	Bilateral Lending	4,000
Securities' Trades Number with Block Trades Method 6-1	55,008	Lending Trades Number:	16
Daily change: number %	-15,475 -21.96%	Daily change: %	7
YtD Avg Trades number % chng prev year Avg	76,857 53.38%	Multilateral Lending Trades Number	15
Number of Blocks Method 6-1	18	Bilateral Lending Trades Number	1
Number of Blocks Method 6-2 & 6-3	0		
Number of Bonds Transactions	309		

Euronext Athens Capitalisation (mill. €)**



Daily Fluctuation of Athex Composite Share Price Index



Athex Indices

Index name	27/04/2026	24/04/2026	pts.	%	Min	Max	Year min	Year max	Year change
Athex Composite Share Price Index	2,222.04 #	2,220.02	2.02	0.09%	2,220.02	2,243.86	1,998.09	2,407.09	4.78% #
Athex Composite Index Total Return Index	4,397.62 #	4,393.63	3.99	0.09%	4,393.63	4,440.81	3,942.63	4,745.66	5.21% #
Athex ESG Index	2,635.98 #	2,634.70	1.28	0.05%	2,634.70	2,663.23	2,361.87	2,867.98	5.34% #
ATHEX Small Cap Price Index	2,430.53 #	2,411.73	18.80	0.78%	2,406.17	2,435.44	2,193.29	2,627.20	-4.64% €
ATHEX EN.A. Growth Price Index	18,573.67 #	18,313.45	260.22	1.42%	18,247.63	18,626.37	16,564.67	20,788.55	-6.12% €
FTSE/Athex Large Cap	5,633.11 #	5,629.57	3.54	0.06%	5,629.57	5,694.17	5,057.48	6,153.73	5.27% #
FTSE/Athex Mid Cap Index	2,910.11 #	2,900.99	9.12	0.31%	2,894.96	2,923.08	2,510.28	2,923.08	3.01% #
FTSE/ATHEX High Dividend Yield Index	4,691.46 #	4,682.49	8.97	0.19%	4,680.78	4,716.91	4,495.63	5,149.57	-5.07% €
FTSE/Athex Market Index	1,333.36 #	1,333.09	0.27	0.02%	1,333.09	1,347.37	1,190.89	1,449.15	5.73% #
FTSE/Athex Banks	2,550.72 €	2,558.27	-7.55	-0.30%	2,550.72	2,591.61	2,143.30	2,859.37	11.20% #
FTSE/ATHEX TECHNOLOGY & TELECOMMUNICAT	6,931.38 #	6,826.17	105.21	1.54%	6,820.46	6,931.38	6,027.65	6,931.38	2.31% #
FTSE/ATHEX HEALTH CARE	6,116.66 #	5,991.22	125.44	2.09%	5,991.22	6,144.84	4,884.62	6,144.84	20.38% #
FTSE/ATHEX FINANCIAL SERVICES	11,927.96 €	11,962.94	-34.98	-0.29%	11,927.96	12,117.90	10,029.11	13,356.35	11.19% #
FTSE/ATHEX REAL ESTATE	5,380.91 #	5,338.85	42.06	0.79%	5,334.26	5,389.98	5,093.00	5,898.28	-4.19% €
FTSE/ATHEX CONSUMER DISCRETIONARY	4,834.78 #	4,812.32	22.46	0.47%	4,812.32	4,902.40	4,472.82	5,876.98	-17.22% €
FTSE/ATHEX CONSUMER STAPLES	9,639.71 €	9,756.58	-116.87	-1.20%	9,628.51	9,763.32	8,640.95	10,243.39	9.39% #
FTSE/ATHEX INDUSTRIALS	11,809.25 #	11,775.20	34.05	0.29%	11,775.20	11,893.04	10,051.45	12,182.07	17.49% #
FTSE/ATHEX BASIC MATERIALS	10,709.38 #	10,491.61	217.77	2.08%	10,491.61	10,800.67	8,778.94	11,861.41	12.42% #
FTSE/ATHEX ENERGY & UTILITIES	6,594.67 #	6,554.91	39.76	0.61%	6,554.82	6,641.45	6,127.28	7,506.29	-4.11% €
Athex All Share Index	507.44 #	506.57	0.87	0.17%	507.44	507.44	460.14	542.74	4.78% #
Hellenic Mid & Small Cap Index	3,088.71 #	3,074.67	14.04	0.46%	3,074.67	3,102.79	2,761.30	3,120.01	6.68% #
FTSE/Athex Large Cap Total Return	10,123.12 #	10,111.36	11.76	0.12%			9,100.35	11,012.64	5.74% #
FTSE/Athex Mid Cap Total Return	4,193.30 #	4,180.16	13.14	0.31%			3,625.91	4,193.30	3.46% #
MSCI GREECE REBASED	9,014.03 €	9,021.52	-7.49	-0.08%	9,014.03	9,140.04	7,755.87	10,138.65	5.26% #
Hellenic Corporate Bond Index	144.48 #	144.43	0.05	0.03%			143.28	145.27	0.08% #
Hellenic Corporate Bond Price Index	92.91 #	92.89	0.02	0.02%			92.37	93.97	-1.09% €

Note 1: FTSE/Med 100, Hellenic Corporate Bond Price Index and Hellenic Corporate Bond Index closing prices refer to the previous trading day of 23/04/2026.

Note 2: The Hellenic Mid & Small Cap Index is a Customized index calculated by the Athens Exchange.

Analytic Figures for Athex Market's Boards and Categories

	Total Traded Securities	Main Market	Surveillance	Exchange Traded Funds (ETFs)
Totals	126	125	0	1
Gain / Lose / Same:	69 / 46 / 11	68 / 46 / 11	0 / 0 / 0	1 / 0 / 0
Euronext Athens Capitalisation (mill. €)	159,730.78	159,728.07	2.71	
Daily Average Trans/ons Value(thou.€)	357,055.82	356,952.40	5.04	473.16
Transactions Value	203,587.58	203,396.60	0.00	190.97
Main Board:	174,568.65	174,377.68	0.00	190.97
Blocks Board 6_2_3:	29,018.92	29,018.92	0.00	0.00
Forced Sales Board:	0.00	0.00	0.00	0.00
Special Terms Board:	0.00	0.00	0.00	0.00
Daily Average Transactions Volume	55,196,752	55,235,415	5,330	8,325
Transactions Volume	26,568,529	26,565,206	0	3,323
Main Board:	24,807,312	24,803,989	0	3,323
Blocks Board 6_2_3:	1,761,217	1,761,217	0	0
Forced Sales Board:	0	0	0	0
Special Terms Board:	0	0	0	0
Daily Average Number of Trades	76,857	76,687	11	161
Number of Trades	55,008	54,913	0	95
Main Board:	54,990	54,895	0	95
Blocks Board 6_2_3:	18	18	0	0
Forced Sales Board:	0	0	0	0
Special Terms Board:	0	0	0	0

Trading Details by Euronext Athens Sectors and Financial Instruments (ETFs)

Code	Sectors	Gain / Lose / Same	Number of Trades	Transactions Volume	Transactions Value	% of Total Trans. Value
3010	- Banks	2 / 6 / 0	16,926	13,190,944	66,974,033.72	32.90%
5510	- Basic Resources	8 / 4 / 0	1,435	332,551	2,368,925.01	1.16%
5010	- Construction & Materials	4 / 6 / 2	5,065	1,325,854	12,146,798.85	5.97%
4020	- Consumer Products & Services	2 / 1 / 1	126	110,538	45,444.95	0.02%
6010	- Energy	1 / 3 / 0	2,842	237,742	4,858,481.14	2.39%
12000	- Financial Instruments	1 / 0 / 0	95	3,323	190,972.28	0.09%
3020	- Financial Services	3 / 1 / 1	182	21,640	147,743.98	0.07%
4510	- Food Beverage & Tobacco	0 / 5 / 0	372	37,262	1,068,996.08	0.53%
2010	- Health Care	2 / 1 / 0	271	329,075	483,961.55	0.24%
5020	- Industrial Goods & Services	12 / 5 / 2	3,030	597,761	5,671,246.59	2.79%
3030	- Insurance	2 / 0 / 0	173	39,007	116,133.82	0.06%
4030	- Media	1 / 1 / 1	220	71,850	247,620.08	0.12%
4520	- Personal Care, Drug & Grocery Stores	0 / 2 / 0	390	34,802	480,177.87	0.24%
3510	- Real Estate	8 / 3 / 1	1,974	646,381	3,716,314.84	1.83%
4040	- Retail	6 / 3 / 1	2,726	575,121	7,575,863.00	3.72%
1010	- Technology	7 / 4 / 0	3,063	1,268,794	5,563,041.14	2.73%
1510	- Telecommunications	2 / 0 / 0	1,662	251,051	4,551,208.42	2.24%
4050	- Travel & Leisure	3 / 1 / 2	6,079	3,462,133	14,392,798.22	7.07%
6510	- Utilities	5 / 0 / 0	8,377	4,032,700	72,987,814.24	35.85%

Top 10 best & worst performing Shares

Main Market

With positive Price change	Closing price	change	With negative Price change	Closing price	change
Y/KNOT (CR)	1.2	10.60% #	CPI SA (CR)	0.49	-4.30% ☒
INTRACOM HOLDINGS (CR)	3.45	8.83% #	PROODEFTIKH SA (CR)	0.298	-4.18% ☒
DAIOS PLASTICS SA (CR)	6.74	6.31% #	NAFPAKTOS TEXTILE (CR)	1.27	-3.79% ☒
GEN. COMMERCIAL & IND.SA (CR)	2.37	5.33% #	MERMEREN KOMB. A.D. PR. (GDR)	32	-3.61% ☒
AUSTRIACARD (CB)	8.14	4.36% #	P.P.A. S.A. (CR)	38.1	-2.06% ☒
ILYDA S.A. (CR)	4.875	4.17% #	GR. SARANTIS S.A. (CR)	14.5	-2.03% ☒
VIOHALCO SA/NV (CB)	14.66	4.12% #	KARELIA (CR)	389	-2.02% ☒
LAVIPHARM SA (CR)	1.45	3.72% #	LOULIS FOOD (CR)	3.9	-1.76% ☒
ONYX TOURISTIKI S.A. (CR)	1.428	3.48% #	PRODEA (CR)	5.8	-1.70% ☒
CENERGY HOLDINGS (CB)	21.72	3.43% #	AUTOHELLAS SA (CR)	10.96	-1.44% ☒
With the highest Transactions Value	Value (thou. €)	change	With the highest Transactions Volume	Volume	change
PPC (CR)	63,650.87	1.10% #	ALPHA BANK (CR)	3,824,467	0.53% #
NATIONAL BANK (CR)	16,848.45	-0.60% ☒	EUROBANK (CR)	3,736,129	-0.55% ☒
PIRAEUS BANK (CR)	15,093.44	-0.19% ☒	PPC (CR)	3,478,485	1.10% #
EUROBANK (CR)	14,408.68	-0.55% ☒	BALLY'S INTRALOT (CR)	2,252,570	-1.31% ☒
ALPHA BANK (CR)	13,834.00	0.53% #	CrediaBank (CR)	2,217,655	-0.46% ☒
METLEN PLC (CR)	7,787.61	0.23% #	PIRAEUS BANK (CR)	1,814,764	-0.19% ☒
Allwyn AG (CR)	7,614.66	0.79% #	NATIONAL BANK (CR)	1,186,310	-0.60% ☒
GEK TERNA (CR)	6,600.45	-0.39% ☒	INTRACOM HOLDINGS (CR)	792,635	8.83% #
JUMBO SA (CR)	6,289.46	0.60% #	Allwyn AG (CR)	559,875	0.79% #
OTE (CR)	4,522.44	0.05% #	Y/KNOT (CR)	335,382	10.60% #

Note: Stocks that are not included in the "Under Supervision" category, and the transactions value is more than 10,000 €.

Derivatives Summary

	Number of Trades	Volume	Open Interest
Index Futures	167	658	9,252
FTSE/Athex Banks	3	65	3,209
FTSE/Athex Large Cap	164	593	6,043
MSCI GREECE REBASED	0	0	0
Stock Futures	1,733	24,714	1,771,922
ADMIE (IPTO) HOLDING S.A. (CR)	15	166	7,915
AEGEAN AIRLINES (CR)	163	235	2,486
AKTOR S.A. HOLDING CO. (CR)	11	68	97,671
Allwyn AG (CR)	160	684	6,333
ALPHA BANK (CR)	147	2,838	66,210
ATHENS INTL AIRPORT (CR)	2	15	299
AUTOHELLAS SA (CR)	0	0	121
AVAX S.A. (CR)	23	58	2,447
BALLY'S INTRALOT (CR)	112	8,139	1,307,180
BANK OF CYPRUS (CR)	1	1	736
CC HBC AG (CR)	4	20	116
CENERGY HOLDINGS (CB)	40	122	4,099
CrediaBank (CR)	152	4,553	81,694
ELLAKTOR (CR)	26	191	1,673
ELVALHALCOR (CR)	19	58	2,866
EUROBANK (CR)	39	1,576	29,976
EURONEXT ATHENS (CR)	1	4	392
EYDAP S.A. (CR)	9	37	13,417
FOURLIS (CR)	13	69	2,972
GEK TERNA (CR)	5	10	4,980
HELLENIQ ENERGY (CR)	7	18	3,623
INTRACOM HOLDINGS (CR)	186	1,132	12,337
JUMBO SA (CR)	14	53	4,267
LAMDA DEVELOPMENT SA (CR)	87	658	21,644
METLEN PLC (CR)	66	193	15,028
MIG (CR)	0	0	145
MOTOR OIL (CR)	7	18	247
NATIONAL BANK (CR)	44	438	12,803
OPTIMA BANK (CR)	14	86	482
OTE (CR)	3	20	875
P.P.A. S.A. (CR)	0	0	41
PIRAEUS BANK (CR)	112	1,708	45,796
PPC (CR)	229	1,445	18,368
QUEST HOLDINGS (CR)	0	0	251
TITAN (CB)	4	13	399
VIOHALCO SA/NV (CB)	18	88	2,033
Index Options	16	198	2,382
FTSE/Athex Large Cap	16	198	2,382
Stock Options	4	34	896
Allwyn AG (CR)	1	15	235
ALPHA BANK (CR)	0	0	39
NATIONAL BANK (CR)	0	0	359
OTE (CR)	2	17	136
PIRAEUS BANK (CR)	0	0	2
PPC (CR)	1	2	125
Total Derivatives Traded	1,920	25,604	1,784,452

Number of Outstanding Securities	Nominal Value	Dividends [1]			Date of Last Coupon		Note	Shares	Closing price	% change	Previous closing price/date	Open price	Price min	Price max	Last price	Avg price	Last Bid [7]	Last Ask [7]	P/E after tax	Year	Volume	Trades	Transactions Value[8]	Company Mkt Value (thou. €)	Year low	Year high	Sector[4]	
2023	2024	2025	Dividend [2]	Right																								
804,287,662	0.300	1.6123	1.4029	0.5	08/04/2026	25/06/2024	---	Allwyn AG (CR)	13.325	0.79 #	13.22	24/04/2026	13.42	13.325	13.91	13.325	13.601	2904@13.32	737@13.40	---	---	559,875	3,243	7,614,661.3610	717,133.10	13.09	19.03	40501020
2,315,261,358	0.290	0.026	0.0303	0.0485	01/12/2025	18/04/2017	---	ALPHA BANK (CR)	3.594	0.53 #	3.575	24/04/2026	3.6	3.59	3.66	3.594	3.617	60@3.59	487@3.61	---	---	3,824,467	3,876	13,834,004.13	8,321,049.32	2.95	4.489	30101010
58,492,542	1.00	---	0.1	---	23/06/2025	27/01/2025	---	ALTER EGO MEDIA (CR)	5.62	2.93 #	5.46	24/04/2026	5.68	5.5	5.68	5.62	5.58	275@5.53	247@5.62	---	---	41,977	152	234,212.82	328,728.09	4.88	6.425	40301035
36,353,868	1.00	0.1	0.11	---	01/07/2025	21/08/2023	---	AUSTRIACARD (CB)	8.14	4.36 #	7.8	24/04/2026	7.96	7.87	8.2	8.14	8.083	693@8.10	100@8.17	---	---	101,868	293	823,352.15	295,920.49	6.04	8.28	10101010
48,624,764	0.080	0.7	0.85	0.85	24/04/2026	05/12/2022	---	AUTOHELLAS SA (CR)	10.96	-1.44 €	11.12	24/04/2026	11.1	10.96	11.16	10.96	11.023	105@10.92	3200@11.00	---	---	48,551	334	535,161.10	532,927.41	10.68	13.44	40401030
1,867,802,694	0.300	---	---	---	30/05/2013	10/10/2023	---	BALLY'S INTRALOT (CR)	1.13	-1.31 €	1.145	24/04/2026	1.141	1.115	1.154	1.13	1.132	1224@1.13	53373@1.13	---	---	2,252,570	777	2,550,062.77	2,110,617.04	0.822	1.154	40501020
435,686,031	0.100	---	0.48	0.2	22/09/2025	23/09/2024	---	BANK OF CYPRUS (CR)	9.115	-0.49 €	9.16	24/04/2026	9.32	9.115	9.32	9.115	9.228	190@9.11	59@9.13	---	---	326,117	890	3,009,275.22	3,971,278.17	7.94	9.84	30101010
212,384,903	0.08	0.14	---	---	24/06/2025	07/12/2016	---	CENERGY HOLDINGS (CB)	21.72	3.43 #	21	24/04/2026	21.06	21.06	21.78	21.72	21.542	1274@21.66	351@21.72	---	2025	160,350	1,250	3,454,269.72	4,613,000.09	15.12	22.35	50202010
373,239,562	6.70	0.93	1.03	---	29/05/2025	29/04/2013	---	CC HBC AG (CR)	48.55	-0.51 €	48.8	24/04/2026	48.6	48.25	48.8	48.55	48.609	127@48.45	100@49.10	---	---	13,918	196	676,539.5518	120,780.74	42.5	55.75	45101020
1,993,012,407	0.050	---	---	---	04/06/2008	16/10/2024	---	CrediaBank (CR)	1.31	-0.46 €	1.316	24/04/2026	1.322	1.31	1.354	1.31	1.338	4000@1.31	7673@1.31	---	---	2,217,655	1,420	2,968,087.84	2,610,846.25	0.871	1.722	30101010
3,631,510,801	0.220	0.0933	0.105	0.0468	06/11/2025	20/05/2019	---	EUROBANK (CR)	3.825	-0.55 €	3.846	24/04/2026	3.85	3.825	3.899	3.825	3.857	96311@3.83	400@3.86	---	---	3,736,129	3,218	14,408,679.8713	8,905,528.81	3.162	4.392	30101010
51,889,670	1.00	0.12	0.15	---	27/06/2025	23/07/2019	---	FOURLIS (CR)	4.8	1.27 #	4.74	24/04/2026	4.72	4.72	4.845	4.8	4.764	500@4.75	322@4.80	---	---	48,115	200	229,239.13	249,070.42	4.04	4.98	40401010
305,635,185	2.18	0.9	0.75	0.2	19/01/2026	01/10/2003	---	HELLENIO ENERGY (CR)	9.55	-0.73 €	9.62	24/04/2026	9.465	9.46	9.67	9.55	9.603	2@9.55	10@9.65	---	---	115,438	970	1,108,586.35	2,918,816.02	8.4	10.4	60101020
83,600,000	0.690	0.0504	0.1209	---	22/09/2025	02/07/2024	---	INTRACOM HOLDINGS (CR)	3.45	8.83 #	3.17	24/04/2026	3.285	3.28	3.455	3.45	3.406	180@3.43	2250@3.46	---	---	792,635	1,650	2,699,909.34	288,420.00	2.685	3.85	10101010
134,365,561	0.880	1.4726	0.5063	---	23/03/2026	05/03/2014	---	JUMBO SA (CR)	23.6	0.60 #	23.46	24/04/2026	23.4	23.4	23.68	23.6	23.559	172@23.54	5856@23.60	---	---	266,963	1,699	6,289,459.96	3,171,027.24	21.82	28.7	40401010
176,736,715	0.300	---	---	---	30/05/2007	27/11/2019	---	LAMDA DEVELOPMENT SA (CR)	6.17	0.90 #	6.115	24/04/2026	6.1	6.1	6.22	6.17	6.189	1125@6.17	234@6.19	---	---	252,941	1,141	1,565,414.72	1,090,465.53	5.85	7.76	35101010
169,043,561	0.300	---	0.02	---	17/07/2025	28/11/2022	---	LAVIPHARM SA (CR)	1.45	3.72 #	1.398	24/04/2026	1.4	1.4	1.466	1.45	1.447	765@1.45	1474@1.45	---	---	316,318	223	457,580.86	245,113.16	0.937	1.466	20103015
143,022,980	1.00	---	---	---	04/08/2025	---	---	METLEN PLC (CR)	34.98	0.23 #	34.9	24/04/2026	35	34.86	35.5	34.98	35.192	200@34.92	10000@35.00	---	---	221,291	2,259	7,787,611.34	5,002,943.84	31.9	47.68	65102000
126,502,434	0.500	0.0304	0.0302	---	15/05/2025	28/07/2021	---	PREMIA (CR)	1.36	0.30 #	1.356	24/04/2026	1.356	1.35	1.362	1.36	1.355	5060@1.36	500@1.36	---	---	117,510	272	159,253.12	172,043.31	1.236	1.49	35102000
24,823,934	0.230	0.049	0.0647	---	01/07/2025	08/06/2022	---	PROFILE SA (CR)	7.7	1.85 #	7.56	24/04/2026	7.6	7.45	7.7	7.7	7.578	350@7.58	12072@7.70	---	---	87,333	247	661,800.92	191,144.29	6	8.12	10101010
70,029,804	1.00	---	---	---	15/05/2025	---	---	QUALCO GROUP (CR)	5.7	-0.87 €	5.75	24/04/2026	5.76	5.65	5.79	5.7	5.73	50@5.66	2701@5.70	---	---	46,340	172	265,517.79	399,169.88	5.08	6.73	10101015
35,377,749	0.280	---	---	---	18/07/2005	22/12/2025	---	QUALITY & RELIABILITY SA (CR)	1.224	-1.29 €	1.24	24/04/2026	1.24	1.212	1.242	1.224	1.227	1000@1.21	946@1.22	---	---	42,839	95	52,581.79	43,302.36	1	1.43	10101010
78,325,475	0.85	3	---	---	30/06/2025	23/07/2019	---	TITAN (CB)	46.4	-0.04 €	46.42	24/04/2026	46.42	46	46.84	46.4	46.404	1644@46.40	36@46.42	---	---	35,555	725	1,649,881.02	3,634,302.04	42.6	59	50101030
259,189,761	0.12	0.16	---	---	24/06/2025	26/02/2016	---	VIOHALCO SA/NV (CB)	14.66	4.12 #	14.08	24/04/2026	14.08	14.08	14.76	14.66	14.515	5@14.64	1408@14.70	---	---	95,639	475	1,388,169.80	3,799,721.90	11.4	15.78	55102015
148,321,516	0.300	0.03	0.07	---	02/09/2025	22/01/2020	---	AVAX S.A. (CR)	3.08	---	3.08	24/04/2026	3.11	3.04	3.13	3.08	3.091	16@3.08	1000@3.09	---	---	271,690	471	839,830.96	456,830.27	2.79	3.645	50101010
232,000,000	2.12	0.0582	0.1207	0.1207	25/09/2025	19/06/2017	---	ADMIE (IPTO) HOLDING S.A. (CR)	3.21	0.94 #	3.18	24/04/2026	3.2	3.15	3.26	3.21	3.193	2815@3.21	14@3.22	---	2025	212,126	381	677,397.80	744,720.00	2.76	3.33	65101015
90,167,100	0.500	0.7515	0.8041	---	20/05/2025	24/05/2021	---	AEGEAN AIRLINES (CR)	12.6	1.45 #	12.42	24/04/2026	12.5	12.48	12.68	12.6	12.589	700@12.58	475@12.61	---	---	303,373	1,499	3,819,255.36	1,136,105.46	10.8	15.36	40501010
204,002,463	0.300	---	---	---	12/08/2008	07/01/2025	---	AKTOR S.A. HOLDING CO. (CR)	11.08	-0.18 €	11.1	24/04/2026	11.16	10.96	11.22	11.08	11.068	164@11.06	63@11.08	---	---	182,481	539	2,019,741.40	2,260,347.29	9.25	11.7	50101010
103,423,291	0.570	---	0.4134	---	25/06/2025	28/08/2024	---	GEK TERNA (CR)	40.42	-0.39 €	40.58	24/04/2026	40.62	40.28	41	40.42	40.664	77@40.40	1115@40.64	---	---	162,315	2,098	6,600,449.90	4,180,369.42	25.28	41.7	50101010
369,270,000	2.48	0.25	0.4	---	21/07/2025	12/12/2001	---	PPC (CR)	18.3	1.10 #	18.1	24/04/2026	18.1	18.1	18.45	18.3	18.298	1898@18.29	183290@18.30	---	---	3,478,485	5,142	63,650,867.93	6,757,641.00	16.28	20.56	65101015
309,544,087	1.00	0.33	0.7862	0.6621	22/04/2026	07/02/2024	---	ATHENS INTL AIRPORT (CR)	10	-0.60 €	10.06	24/04/2026	10.1	10	10.15	10	10.056	4025@10.00	399@10.01	---	2025	132,867	848	1,336,056.70	3,095,440.87	9.92	12	50206060
914,715,153	1.00	0.3643	0.4442	0.221	10/11/2025	29/08/2018	---	NATIONAL BANK (CR)	14.085	-0.60 €	14.17	24/04/2026	14.17	14.05	14.36	14.085	14.202	6076@14.08	1673@14.12	---	---	1,186,310	3,405	16,848,451.2712	883,762.93	12.06	16.005	30101010
27,728,682	0.260	(0.06)	0.065	---	14/07/2025	24/07/2024	---	EKTER SA (CR)	4.275	-0.58 €	4.3	24/04/2026	4.3	4.18	4.34	4.275	4.295	1283@4.23	1198@4.28	---	---	148,722	561	638,783.89	118,540.12	3.28	4.59	50101010
375,241,586	0.390	0.04	0.0901	---	26/06/2025	14/07/2006	---	ELVALHALCOR (CR)	3.985	0.38 #	3.97	24/04/2026	4	3.985	4.08	3.985	4.03	69@3.98	500@4.00	---	---	152,529	541	614,670.63	1,495,337.72	3.21	5.07	55102015
348,192,005	0.040	---	---	0.5029	22/12/2025	24/03/2025	---	ELLAKTOR (CR)	1.35	-0.74 €	1.36	24/04/2026																

Daily Official List

Year: 147 Trading Day No: 75

Section 2: Analytic Figures of Shares Transactions

Monday, 27 April, 2026

Number of Outstanding Securities	Nominal Value	Dividends [1]			Date of Last Coupon		Note	Shares	Closing price	% change	Previous closing price/date	Open price	Price min	Price max	Last price	Avg price	Last Bid [7]	Last Ask [7]	P/E after tax	Year	Volume	Trades	Transactions Value[8]	Company Mkt Value (thou. €)	Year low	Year high	Sector[4]	
2023	2024	2025	Dividend [2]	Right																								
63,700,000	0.780	0.2313	0.3139	---	02/05/2025	13/06/2018	---	GR. SARANTIS S.A. (CR)	14.5	-2.03	€ 14.8	24/04/2026	14.8	14.5	14.9	14.5	14.728	500@14.32	210@14.56	---	---	31,879	366	469,525.46	923,650.00	12.92	15.74	45201020
221,322,426	1.15	(0.1467)	(0.19)	---	23/06/2025	09/07/2025	---	OPTIMA BANK (CR)	9.1	0.22	# 9.08	24/04/2026	9.34	9.08	9.43	9.1	9.263	97@9.10	6@9.14	---	---	81,945	509	759,024.25	2,014,034.08	7.59	10.1	30101010
1,235,953,028	0.930	0.0632	---	---	10/07/2024	03/06/2025	---	PIRAEUS BANK (CR)	8.264	-0.19	€ 8.28	24/04/2026	8.28	8.248	8.396	8.264	8.317	1112@8.26	560@8.32	---	---	1,814,764	3,537	15,093,438.34	10,213,915.82	6.53	8.99	30101010

Main Market - Medium Liquidity Class

13,126,020	0.660	0.1376	0.1713	---	16/12/2025	04/09/2020	---	AS COMPANY SA (CR)	4.39	2.09	# 4.3	24/04/2026	4.305	4.29	4.39	4.39	4.307	150@4.34	755@4.40	---	---	24,464	45	105,363.59	57,623.23	3.62	4.5	40401030
14,000,000	1.95	0.26	0.5	---	24/06/2025	26/03/2024	---	ALPHA REAL ESTATE (CR)	7.26	0.28	# 7.24	24/04/2026	7.32	7.26	7.32	7.26	7.285	2264@7.24	7@7.28	---	---	2,909	53	21,191.88	101,640.00	6.94	7.58	35101015
3,150,744	0.360	0.563	0.5842	---	27/05/2025	02/06/2020	---	ALPHA TRUST HOLDINGS (CR)	20	---	~ 20	24/04/2026	20	20	20	20	20	100@19.90	400@20.00	---	---	324	4	6,480.00	63,014.88	11.9	20	30202010
243,164,193	0.300	0.07	0.07	---	12/09/2025	05/12/2023	---	ATTICA HOLDINGS (CR)	1.68	---	~ 1.68	24/04/2026	1.652	1.652	1.68	1.68	1.673	235@1.67	61@1.69	---	---	10,932	57	18,291.77	408,515.84	1.5	2.06	40501015
178,157,803	0.040	---	---	---	01/07/2008	21/02/2020	---	AVE (CR)	0.449	-0.88	€ 0.453	24/04/2026	0.457	0.44	0.457	0.449	0.446	1300@0.442	467@0.449	---	---	29,773	67	13,273.26	79,992.85	0.423	0.49	40301010
47,149,827	2.10	---	0.135	0.08	05/11/2025	27/12/2024	---	BRIQ PROPERTIES (CR)	3.09	0.98	# 3.06	24/04/2026	3.06	3.06	3.1	3.09	3.073	20@3.07	2555@3.10	---	---	19,764	32	60,741.20	145,692.97	2.86	3.12	35102000
101,123,806	0.360	---	---	---	22/07/2010	28/06/2011	---	CENTRIC HOLDINGS (CR)	0.313	-0.63	€ 0.315	24/04/2026	0.308	0.308	0.316	0.313	0.312	750@0.310	250@0.313	---	---	68,597	64	21,390.93	31,651.75	0.276	0.42	40203040
784,500	10.00	0.5008	0.4	0.15	02/12/2025	31/07/2018	---	CNL CAPITAL (CR)	6.75	0.75	# 6.7	24/04/2026	6.75	6.75	6.75	6.75	6.75	100@6.70	100@6.80	---	2024	15	1	101.25	5,295.38	6.3	7.6	30202010
10,567,700	0.300	---	---	---	06/10/2005	13/02/2002	---	CPI SA (CR)	0.49	-4.30	€ 0.512	24/04/2026	0.51	0.483	0.51	0.49	0.487	1691@0.490	500@0.506	---	---	49,851	81	24,257.18	5,178.17	0.442	0.646	10102030
18,680,300	0.050	---	---	---	06/07/2022	---	---	DIMAND (CR)	13.25	1.92	# 13	24/04/2026	12.95	12.6	13.25	13.25	12.811	3000@12.80	1753@13.25	---	---	124,530	110	1,595,411.85	247,513.98	10.95	13.5	35101010
15,333,480	0.100	---	0.04	---	07/07/2025	02/02/2026	---	E.I.N.S. (CR)	1.66	-1.07	€ 1.678	24/04/2026	1.69	1.65	1.694	1.66	1.674	893@1.65	859@1.66	---	---	86,069	139	144,054.23	25,453.58	1.38	2.115	50205020
60,348,000	0.420	0.2504	0.3025	---	23/06/2025	04/08/2021	---	EURONEXT ATHENS (CR)	7.19	-0.14	€ 7.2	24/04/2026	7.19	7.03	7.2	7.19	7.148	152@7.03	847@7.19	---	---	8,043	90	57,489.32	433,902.12	5.72	7.43	30202015
121,168,897	0.040	---	---	---	07/07/2010	16/01/2024	5160	FRIGOGLASS SA (CR)	0.42	2.44	# 0.41	24/04/2026	0.42	0.407	0.427	0.42	0.418	1000@0.414	7076@0.420	---	2024	99,447	69	41,610.29	50,890.94	0.291	0.5	50204000
56,003,921	1.55	---	---	---	30/08/1993	29/01/2026	---	IDEAL HOLDINGS (CR)	5.9	2.08	# 5.78	24/04/2026	5.8	5.8	5.9	5.9	5.866	1000@5.85	1258@5.91	---	---	42,224	182	247,706.57	330,423.13	5.3	6.71	10102030
4,740,000	0.860	---	---	---	14/03/2003	---	---	LOGISMOS S.A. (CR)	2.12	---	~ 2.12	24/04/2026	---	---	---	---	---	225@2.02	500@2.10	---	2024	---	---	---	10,048.80	1.96	2.58	10101015
17,120,280	0.940	0.12	0.3	---	26/05/2025	26/06/2023	---	LOULIS FOOD (CR)	3.9	-1.76	€ 3.97	24/04/2026	4	3.89	4.01	3.9	3.923	60@3.89	1210@3.90	---	---	5,875	33	23,048.80	66,769.09	3.42	4.1	45102020
4,419,616	1.58	0.06	0.13	---	07/07/2025	04/03/2015	---	MEDICON S.A. (CR)	2.45	-1.21	€ 2.48	24/04/2026	2.48	2.41	2.48	2.47	2.449	200@2.45	100@2.49	---	---	2,902	9	7,107.88	10,828.06	2.32	2.75	20102010
468,700	2.8	2.4	---	---	12/06/2025	21/05/2004	---	MERMEREN KOMB. A.D. PR. (GDR)	32	-3.61	€ 33.2	24/04/2026	32	31.8	32.4	32	32.009	2@32.00	66@32.20	---	2025	383	9	12,259.60	14,998.40	31	36.2	55102000
10,500,000	0.950	0.15	0.25	---	04/07/2025	21/07/2023	---	MEVACO SA (CR)	9.06	-0.88	€ 9.14	24/04/2026	9.1	8.92	9.1	9.06	8.998	300@8.96	612@9.06	---	2024	3,438	21	30,934.06	95,130.00	8.3	9.85	55102015
31,400,000	0.400	---	---	---	26/04/2007	10/05/2023	---	MIG (CR)	3.225	1.73	# 3.17	24/04/2026	3.165	3.165	3.23	3.225	3.195	50@3.20	190@3.23	---	---	5,296	35	16,922.93	101,265.00	2.82	3.85	30202000
153,908,095	0.870	0.0229	0.0248	---	11/09/2025	02/08/2024	---	ORILINA PROPERTIES REIC (CR)	0.82	0.24	# 0.818	24/04/2026	0.824	0.81	0.824	0.82	0.82	3000@0.806	442@0.820	---	---	14,408	93	11,809.59	126,204.64	0.77	0.886	35102000
14,101,683	0.100	0.0526	0.1091	---	03/06/2025	02/11/2021	---	PERFORMANCE TECHNOLOGIES (CR)	9.08	2.02	# 8.9	24/04/2026	8.84	8.77	9.1	9.08	9.019	5@8.81	1400@9.10	---	---	51,275	88	462,468.94	128,043.28	6.62	9.1	10101010
107,222,688	0.440	0.22	0.3	---	23/06/2025	16/03/2022	---	QUEST HOLDINGS (CR)	7.15	0.70	# 7.1	24/04/2026	7	7	7.15	7.15	7.072	104@7.01	1519@7.15	---	---	13,490	65	95,400.72	766,642.22	6.07	7.22	10101010
30,703,824	0.400	0.04	0.0509	---	19/08/2025	06/08/2021	---	REAL CONSULTING (CR)	6.42	-0.93	€ 6.48	24/04/2026	6.6	6.36	6.62	6.42	6.46	150@6.36	1550@6.40	---	---	19,867	85	128,338.10	197,118.55	4.95	6.7	10101010
6,456,530	1.08	0.16	0.15	---	21/07/2025	02/08/2010	---	SPACE HELLAS SA (CR)	6.8	2.41	# 6.64	24/04/2026	6.64	6.6	6.94	6.8	6.797	100@6.70	4@6.90	---	---	4,233	42	28,771.62	43,904.40	5.92	8.48	15101010
121,132,042	1.60	0.08	0.1	0.0651	30/12/2025	10/11/2023	---	TRADE ESTATES REIC (CR)	1.96	-0.10	€ 1.962	24/04/2026	1.962	1.954	2	1.96	1.973	1781@1.96	500@1.97	---	---	70,423	88	138,971.53	237,418.80	1.81	2.02	35102045
17,513,933	0.300	---	---	---	16/11/1992	09/10/2025	---	UNIBIOS (CR)	2.665	0.19	# 2.66	24/04/2026	2.63	2.63	2.68	2.665	2.647	50@2.63	124@2.67	---	---	8,355	35	22,112.56	46,674.63	2.13	2.97	50204000
37,975,800	0.600	---	---	---	10/09/2019	01/04/2026	---	YKNOT (CR)	1.2	10.60	# 1.085	24/04/2026	1.1	1.1	1.2	1.2	1.164	1500@1.18	2700@1.21	---	---	335,382	502	390,478.56	45,570.96	0.7326	1.7394	40501015
32,413,681	0.370	---	---	---	15/07/2009	11/05/2000	---	ALUMIL (CR)	6.16	2.16	# 6.03	24/04/2026	6.05	6.05	6.21	6.16	6.148	1000@6.12	4829@6.16	---	---	43,903	179	269,906.72	199,668.27	5	6.88	55102035
3,734,164	3.44	0.4954	0.5896	---	14/10/2025	19/07/2022	---	ANDROMEDA SA (CR)	8.38	0.24	# 8.36	24/04/2026	8.44	8.34	8.44	8.42	8.384	300@8.36	69@8.44	---	2025	7,962	52	66,750.48	31,292.29	7.58	9.1	30204000
23,986,500	1.00	---	---	---	26/06/2009	25/08/2025	---	BIOKARPET S.A.(CR)	1.732	0.46	# 1.724	24/04/2026	1.724	1.724	1.746	1.73	1.732	62@1.73	96@1.73	---	---	13,665	67	23,662.08	41,544.62	1.45	2.06	50101035
6,325,000	0.600	0.145	0.07	---	28/07/2025	17/02/2014	---	VOYATZOGLOU (CR)	2.04	0.99	# 2.02	24/04/2026	2.04	2.04	2.05	2.04	2.047	300@2.04	150@2.05	---	---	950	10	1,944.50	12,903.00	1.96	2.44	50205010
24,060,000	0.300	0.075	0.075	---	17/06/2025	01/07/2019	---	GEN. COMMERCIAL & IND.SA (CR)	2.37	5.33	# 2.25	24/04/2026	2.29	2.27	2.37	2.37												

Daily Official List

Year: 147 Trading Day No: 75

Section 2: Analytic Figures of Shares Transactions

Monday, 27 April, 2026

Number of Outstanding Securities	Nominal Value	Dividends [1]			Date of Last Coupon		Note	Shares	Closing price	% change	Previous closing price/date	Open price	Price min	Price max	Last price	Avg price	Last Bid [7]	Last Ask [7]	P/E after tax	Year	Volume	Trades	Transactions Value[8]	Company Mkt Value (thou. €)	Year low	Year high	Sector[4]	
		2023	2024	2025	Dividend [2]	Right																						
34,720,000	0.310	---	---	---	16/06/2010	01/08/2007	---	DROMEAS SA (CR)	0.338	4.64 #	0.323	24/04/2026	0.327	0.327	0.342	0.338	0.33	500@0.320	1998@0.338	---	---	3,398	8	1,119.68	11,735.36	0.308	0.39	40202015
13,673,200	0.420	0.05	0.05	---	19/08/2025	26/07/2001	---	EVROFARMA (CR)	3.68	-0.54 €	3.7	24/04/2026	3.6	3.58	3.71	3.68	3.629	30@3.57	643@3.68	---	---	4,857	21	17,625.78	50,317.38	3.02	4.07	45102020
18,146,007	1.00	---	---	---	23/08/2023	10/09/2010	---	ELASTRON (CR)	2.37	1.72 #	2.33	24/04/2026	2.38	2.33	2.39	2.37	2.352	1093@2.33	1447@2.37	---	---	6,534	27	15,369.79	43,006.04	2.02	2.65	55102010
23,828,130	0.500	0.108	0.1366	---	14/07/2025	17/02/2009	---	ELINOIL S.A. (CR)	2.25	-0.88 €	2.27	24/04/2026	2.27	2.24	2.27	2.24	2.25	211@2.24	250@2.26	---	---	4,202	5	9,452.54	53,613.29	2.11	2.59	60101020
19,864,886	5.60	0.672	0.672	0.672	23/04/2026	02/07/2008	---	BANK OF GREECE (CR)	14.9	-0.67 €	15	24/04/2026	15	14.85	15.1	14.9	14.921	1330@14.85	729@14.95	---	2025	3,557	71	53,072.80	295,986.80	14.8	17.5	30101010
26,730,187	0.520	---	0.07	---	09/07/2025	01/08/2017	---	ELTON SA (CR)	1.77	1.72 #	1.74	24/04/2026	1.74	1.72	1.77	1.77	1.74	1000@1.74	378@1.77	---	---	16,452	50	28,628.67	47,312.43	1.62	2.22	50205010
36,300,000	1.12	0.0276	0.055	---	01/07/2025	12/12/2007	---	THESSALONIKA WATER & SEWERAGE	3.98	2.58 #	3.88	24/04/2026	3.92	3.91	3.985	3.98	3.96	66@3.96	182@3.99	---	---	57,878	160	229,174.99	144,474.00	3.4	4.02	65102030
143,352,325	0.260	---	---	---	29/08/2022	28/04/2025	---	EVROPI HOLDINGS S.A. (CR)	1.93	0.52 #	1.92	24/04/2026	1.93	1.91	1.944	1.93	1.927	6@1.91	500@1.94	---	---	30,557	121	58,883.58	276,669.99	1.77	2.34	30302025
86,735,980	0.310	0.02	---	---	22/07/2024	07/09/2023	---	ATHENS MEDICAL CENTER SA (CR)	1.97	1.03 #	1.95	24/04/2026	1.98	1.94	1.98	1.97	1.956	300@1.93	744@1.97	---	---	9,855	39	19,272.81	170,869.88	1.565	2.07	20101010
114,320,400	0.100	---	---	---	26/11/2021	05/08/2019	---	IKTINOS HELLAS SA (CR)	0.3385	1.20 #	0.3345	24/04/2026	0.3395	0.33	0.34	0.3385	0.338	2000@0.332	346@0.339	---	---	65,345	54	22,093.54	38,697.46	0.302	0.4535	50101035
14,111,198	0.450	(0.0133)	0.07	---	31/07/2025	09/01/2025	---	ILYDA S.A. (CR)	4.875	4.17 #	4.68	24/04/2026	4.7	4.68	4.94	4.875	4.827	3270@4.85	580@4.88	---	2024	21,072	105	101,707.64	68,792.09	3.74	5.52	10101015
3,417,600	0.100	0.016	---	---	04/07/2024	02/04/2024	---	INTERWOOD-XYLEMPORIA (PR)	0.48	---	0.48	24/04/2026	0.434	0.434	0.48	0.48	0.442	300@0.446	470@0.480	---	---	8,673	34	3,833.98	13,676.06	0.4	0.76	50101020
45,417,399	0.100	---	---	---	25/07/2008	02/04/2024	---	INTERWOOD-XYLEMPORIA (CR)	0.265	1.53 #	0.261	24/04/2026	0.264	0.259	0.27	0.27	0.265	500@0.261	17749@0.268	---	---	24,960	27	6,604.73	13,676.06	0.201	0.274	50101020
18,567,912	0.590	0.16	0.201	---	02/07/2025	26/01/2021	---	INTERLIFE G.C.I.(CR)	6.82	0.29 #	6.8	24/04/2026	6.98	6.7	6.98	6.82	6.775	106@6.74	100@6.84	---	2025	8,450	52	57,250.24	126,633.16	5.56	7	30302025
8,424,900	0.500	---	---	---	12/07/2010	04/07/2019	---	INTERTECH SA (CR)	1.57	---	1.57	24/04/2026	1.505	1.505	1.6	1.57	1.56	1500@1.51	1542@1.57	---	2024	4,639	35	7,236.14	13,227.09	0.99	1.615	50205010
2,760,000	11.83	12.4	14	---	30/05/2025	16/07/1990	---	KARELIA (CR)	389	-2.02 €	397	24/04/2026	396	386	396	389	393.81	1@387.00	203@397.00	---	---	121	33	47,651.00	1,073,640.00	354	414	45103010
19,804,134	0.150	---	---	---	01/07/2004	06/11/2017	---	KEKROPS SA (CR)	1.69	-0.59 €	1.7	24/04/2026	1.735	1.68	1.75	1.69	1.702	300@1.69	295@1.74	---	2024	16,610	82	28,267.02	33,468.99	1.53	2.35	35101010
11,510,102	0.890	---	---	---	24/06/2005	06/10/1999	---	NAFPAKTOS TEXTILE (CR)	1.27	-3.79 €	1.32	24/04/2026	1.32	1.25	1.32	1.27	1.271	300@1.25	2383@1.27	---	---	15,334	81	19,490.92	14,617.83	1.25	1.69	55101020
21,224,340	0.420	---	---	---	06/09/2022	25/04/2006	---	KORDELLOS BROS SA (CR)	0.455	2.02 #	0.446	24/04/2026	0.45	0.441	0.461	0.456	0.449	200@0.443	200@0.455	---	2024	3,206	28	1,438.89	9,657.07	0.366	0.554	55102010
33,065,136	0.380	0.3506	0.4007	---	21/08/2025	16/09/2013	---	KRI-KRI S.A. (CR)	24.15	-1.03 €	24.4	24/04/2026	24.5	24	24.5	24	24.348	21@23.50	100@24.15	---	2025	12,491	89	304,130.95	798,523.03	19.18	24.65	45102020
6,200,000	0.500	---	---	---	22/06/2010	01/11/1995	---	MINERVA KNITWEAR (CR)	0.61	1.67 #	0.6	24/04/2026	0.585	0.565	0.61	0.61	0.583	85@0.590	32@0.615	---	---	38,448	51	22,421.34	3,782.00	0.473	0.772	40204020
5,939,268	0.620	---	---	---	10/07/2003	03/01/2002	---	LANAKAM SA (CR)	1.26	-9.68 €	1.395	24/04/2026	1.44	1.25	1.44	1.295	1.262	80@1.10	88@1.29	---	---	462	14	583.26	7,483.48	0.96	1.465	40401020
9,819,370	0.500	---	---	---	14/08/2007	09/01/2004	---	MATHIOS REFRACTORY SA (CR)	0.74	1.37 #	0.73	24/04/2026	0.735	0.735	0.75	0.745	0.738	150@0.720	52@0.745	---	---	625	8	461.29	7,266.33	0.59	0.97	55101000
30,150,000	0.360	0.122	0.1335	---	17/06/2025	25/04/2019	---	MOTODYNAMICS S.A. (CR)	2.61	1.16 #	2.58	24/04/2026	2.55	2.55	2.63	2.63	2.598	350@2.57	5@2.62	---	---	28,955	76	75,227.54	78,691.50	2.23	2.7	40401030
126,431,958	2.50	0.025	0.043	---	03/06/2025	05/06/2024	---	NOVAL PROPERTY REIC (CR)	2.64	0.38 #	2.63	24/04/2026	2.65	2.64	2.66	2.64	2.65	1300@2.61	415@2.64	---	2025	4,105	15	10,878.20	333,780.37	2.51	2.92	35102045
10,080,000	3.00	1.3	2	---	16/05/2025	27/08/2001	---	TPA SA (CR)	38.7	---	38.7	24/04/2026	38.9	38.6	39.2	38.7	39.04	88@38.70	104@39.10	---	---	465	22	18,153.70	390,096.00	33.2	39.2	50206060
25,000,000	2.00	1.336	1.92	---	04/08/2025	08/08/2003	---	P.P.A. S.A. (CR)	38.1	-2.06 €	38.9	24/04/2026	39	38.1	39.2	38.1	38.745	17@38.10	15@39.40	---	2025	8,025	163	310,930.45	952,500.00	35.4	41.1	50206060
68,926,799	0.240	---	---	---	07/07/2023	---	---	ONYX TOURISTIKI S.A. (CR)	1.428	3.48 #	1.38	24/04/2026	1.41	1.374	1.484	1.428	1.405	500@1.41	640@1.43	---	---	104,756	220	147,201.27	98,427.47	1.33	2.22	40401020
4,971,466	1.46	---	---	---	04/07/2007	08/10/2003	---	PAIRIS SA (CR)	0.798	-1.48 €	0.81	24/04/2026	0.818	0.788	0.818	0.818	0.797	800@0.788	182@0.812	---	---	1,603	22	1,277.80	3,967.23	0.6	0.984	50203030
27,098,594	0.540	0.0702	0.0605	0.0909	21/04/2026	14/01/2021	---	PAPOUTSANIS (CR)	3.64	-1.09 €	3.68	24/04/2026	3.63	3.6	3.71	3.63	3.644	5@3.60	161@3.74	---	2025	2,923	24	10,652.41	98,638.88	3.32	4.06	45201020
7,070,400	0.930	0.8645	0.3242	---	11/07/2025	06/05/2016	---	PETROPOULOS PETROS (CR)	8.3	1.97 #	8.14	24/04/2026	8.18	8.12	8.36	8.3	8.246	761@8.30	150@8.36	---	---	10,744	49	88,593.20	58,684.32	7.58	8.98	50206015
43,741,452	0.660	0.2388	0.2391	0.07	19/01/2026	01/11/1999	---	THRACE PLASTICS SA (CR)	4.03	-0.12 €	4.035	24/04/2026	4.035	4	4.09	4.03	4.045	209@4.01	250@4.06	---	---	34,955	165	141,400.23	176,278.05	3.55	4.535	50203015
24,319,250	0.300	---	---	---	09/07/2002	04/07/2007	5165	PROODEFTIKH SA (CR)	0.298	-4.18 €	0.311	24/04/2026	0.315	0.292	0.315	0.298	0.299	9500@0.294	1000@0.300	---	---	218,042	162	65,127.07	7,247.14	0.292	0.5	50101010
21,912,599	0.300	0.0485	0.0483	---	29/04/2025	23/02/2007	---	REVOIL (CR)	1.595	-0.62 €	1.605	24/04/2026	1.61	1.595	1.615	1.595	1.608	600@1.60	1438@1.62	---	---	11,750	51	18,891.25	34,950.60	1.535	1.86	60101020
13,582,223	1.35	---	---	---	24/06/2008	02/02/2016	---	SIDMA STEEL (CR)	1.57	1.62 #	1.545	24/04/2026	1.53	1.52	1.57	1.57	1.549	500@1.57	250@1.58	---	---	2,415	21	3,741.90	21,324.09	1.455	2.12	55102010
40,693,350	5.00	---	---	---	03/07/2006	26/05/2015	---	TECHNICAL OLYMPIC SA (CR)	2.43	1.67 #	2.39	24/04/2026	2.38	2.38	2.48	2.43	2.439</											

Number of Outstanding Securities	Nominal Value	Dividends [1]			Date of Last Coupon		Note	Shares	Closing price	% change	Previous closing price/date		Open price	Price min	Price max	Last price	Avg price	Last Bid [7]	Last Ask [7]	P/E after tax	Year	Volume	Trades	Transactions Value[8]	Company Mkt Value (thou. €)	Year low	Year high	Sector[4]
8,340,750	1.16	---	---	---	25/06/2009	17/09/2018	---	HAIDEMENOS SA (CR)	0.795	11.97 #	0.71	24/04/2026	0.695	0.68	0.845	0.795	0.697	500@0.720	51@0.795	---	2024	11,230	38	7,822.11	6,630.90	0.65	0.845	50205030
Main Market - Low Liquidity Class																												
11,943,624	0.540	0.15	0.165	---	01/07/2025	30/08/2019	---	FLEXOPACK SA (CR)	7.95	3.25 #	7.7	24/04/2026	7.95	7.95	8	8	7.952	500@7.40	586@8.00	---	---	440	2	3,498.70	94,951.81	7.4	8.6	50203030
244,737,498	0.500	0.02	0.03	0.04	26/03/2026	28/12/2023	---	TRASTOR REAL EST. INV. CO.(CR)	1.255	2.45 #	1.225	24/04/2026	1.23	1.23	1.27	1.255	1.24	1495@1.26	200@1.28	---	2025	2,080	17	2,578.35	307,145.56	1.15	1.38	35102000
15,300,000	0.300	---	0.01	---	09/10/2025	13/12/1999	---	ATTICA PUBLICATIONS SA (CR)	1.355	---	1.355	24/04/2026	1.34	1.34	1.34	1.34	1.34	125@1.31	1400@1.34	---	---	100	1	134.00	20,731.50	1.17	1.44	40301030
18,810,000	0.400	0.0381	0.0591	---	20/10/2025	14/11/2007	---	VARVERIS - MODA BAGNO SA (CR)	6.62	---	6.62	24/04/2026	6.6	6.6	6.78	6.62	6.637	325@6.50	49@6.62	---	---	919	13	6,099.72	124,522.20	5.16	6.78	40401025
3,307,500	0.210	0.4	0.4	---	23/10/2025	30/11/2022	---	ELVE SA (CR)	5.35	---	5.35	24/04/2026	5.4	5.4	5.4	5.4	5.4	50@5.25	142@5.40	---	2024	95	3	513.00	17,695.13	5	5.8	40204020
21,364,000	1.12	---	---	---	21/08/2023	08/03/2023	---	LAMPSA HOTEL SA (CR)	47.6	---	47.6	24/04/2026	48.4	48.4	48.4	48.4	48.4	79@47.60	---	---	---	1	1	48.40	1,016,926.40	42.2	48.4	40501025
38,566,614	0.700	---	---	---	21/07/2008	07/07/2025	---	MOUZAKIS (CR)	0.54	-0.92 €	0.545	24/04/2026	0.595	0.51	0.595	0.595	0.538	50@0.510	1800@0.595	---	---	2,954	12	1,590.25	20,825.97	0.51	0.69	55101020
42,500,000	1.00	0.0383	0.0538	0.1673	21/11/2025	13/09/2023	---	MPLK KEDROS (CR)	4.37	---	4.37	24/04/2026	4.37	4.37	4.38	4.38	4.37	100@4.35	89@4.38	---	---	1,321	14	5,772.88	185,725.00	4.23	4.41	35102000
6,340,000	0.600	0.2	0.23	0.23	09/12/2025	11/01/2024	---	NAKAS MUSIC	3.38	-0.59 €	3.4	24/04/2026	3.38	3.36	3.44	3.38	3.376	30@3.38	492@3.44	---	---	554	19	1,870.28	21,429.20	3.24	3.92	40401030
27,379,200	0.980	0.5001	0.52	---	25/08/2025	29/08/2022	---	CRETE PLASTICS SA (CR)	14.7	5.00 #	14	24/04/2026	14.6	14.6	14.8	14.6	14.653	310@14.10	48@14.60	---	---	404	4	5,920.00	402,474.24	13.2	15.9	50203015
255,494,534	2.71	0.247	0.705	0.216	15/12/2025	30/09/2021	---	PRODEA (CR)	5.8	-1.70 €	5.9	24/04/2026	5.95	5.8	5.95	5.8	5.866	3100@5.75	9489@5.80	---	---	19,780	57	116,024.50	1,481,868.30	5.2	6.5	35102000
4,181,450	0.500	---	---	---	21/08/2000	05/03/2002	---	FLOUR MILLS SARANTOPOULOS SA	1.56	---	1.56	24/04/2026	---	---	---	---	---	---	925@1.70	---	---	---	---	---	6,523.06	1.12	1.7	45102020

Exchange Traded Funds (ETFs)

1,380,078	---	---	---	---	15/06/2016	---	---	ALPHA ETF FTSE Athex Large Cap	57.25	0.03 #	57.23	24/04/2026	57.36	57.25	57.74	57.25	57.47	45@57.23	500@57.25	---	---	3,323	95	190,972.28	---	51.03	66.71	12003
-----------	-----	-----	-----	-----	------------	-----	-----	--------------------------------	-------	--------	-------	------------	-------	-------	-------	-------	-------	----------	-----------	-----	-----	-------	----	------------	-----	-------	-------	-------

Surveillance

8,321,682	0.670	---	---	---	17/08/2007	23/11/1999	---	N. LEVENTERIS (CR)	0.278	---	0.278	24/04/2026	---	---	---	---	---	---	5750@0.278	---	2024	---	---	---	2,708.80	0.252	0.32	55102010
2,160,524	0.670	---	---	---	03/12/2018	23/11/1999	---	N. LEVENTERIS (PR)	0.183	---	0.183	24/04/2026	---	---	---	---	---	---	---	---	2024	---	---	---	2,708.80	0.165	0.2	55102010

Suspension Status

13,191,620	0.620	---	---	---	04/08/2010	09/09/2002	5232	YALCO - CONSTANTINOU (CR)	0.16	---	0.16	30/05/2025	---	---	---	---	---	---	26032@0.162	---	---	---	---	---	2,110.66	0.16	0.16	40202020
17,579,754	4.16	---	---	---	18/08/2006	02/08/2010	---	BIOTER SA (CR)	0.206	---	0.206	30/05/2025	---	---	---	---	---	---	---	---	---	---	---	---	3,621.43	0.206	0.206	50101010
3,961,300	1.28	---	---	---	29/06/2004	03/08/2000	5248	DUROS SA (CR)	0.25	---	0.25	24/04/2023	---	---	---	---	---	---	---	---	---	---	---	---	990.33	0.25	0.25	40204020
15,842,391	1.51	---	---	---	15/07/2009	12/05/2000	5141	BITROS HOLDING SA (CR)	0.51	---	0.51	30/05/2025	---	---	---	---	---	---	---	---	---	---	---	---	8,079.62	0.51	0.51	55102010
28,438,268	0.070	---	---	---	21/08/2006	24/11/1999	5253	SPIROY AGRICULTURE SA (CR)	0.138	---	0.138	30/05/2025	---	---	---	---	---	---	---	---	---	---	---	---	3,924.48	0.138	0.138	45102010

Shares' Notes

Code	Note text
()	- Adjusted dividends.
*	- Last adjusted closing price.
[1]	- Net dividends.
[2]	- The "Date of Last Coupon" for New listings refers to the date company's stocks started to trade in Athex
[3]	- The Company Market Value is referred to the number of outstanding shares
[4]	- Sectors codification can be found in Appendix A
[5]	- The Market Value refers to the total number of shares listed (including their several classes) in the exchange by the company.
[6]	- P/E greater than 100
[7]	- Last view of the Order Book before the end of the trading session
[8]	- All Blocks Methods' Transactions Value are included.
5141	- Transfer to the Surveillance Category as of 10/05/2017.
5160	- Transfer to the Surveillance Category as of 15/04/2016.
5165	- Transfer to the Surveillance Category as of 15/02/2018.
5193	- Transfer to the Surveillance Category as of 25/10/2018.
5232	- Transfer to the Under Surveillance Category from 08/04/2011.
5248	- Transfer to the Surveillance Category as of 06/09/20116.
5253	- Transfer to the Surveillance Category as of 14/5/2021.

Securities Blocks Details

Securities	Block Volume	Price	Block Trade Value	Time of approval	Note
PPC (CR)	330,973	18.20	6,022,053.74	10:36:18	20
PPC (CR)	23,415	18.23	426,855.45	10:37:04	20
PPC (CR)	232,007	18.15	4,210,927.05	10:47:30	20
BANK OF CYPRUS (CR)	87,292	9.30	811,379.14	10:51:09	20
PIRAEUS BANK (CR)	100,000	8.36	836,000.00	11:36:43	20
PPC (CR)	45,064	18.18	819,263.52	11:55:48	20
CENERGY HOLDINGS (CB)	10,000	21.06	210,600.00	12:10:37	20
NATIONAL BANK (CR)	33,208	14.31	475,040.44	12:16:23	20
VIOHALCO SA/NV (CB)	30,000	14.44	433,200.00	12:33:21	20
ADMIE (IPTO) HOLDING S.A. (CR)	50,000	3.17	158,500.00	12:43:26	20
DIMAND (CR)	80,000	12.80	1,024,000.00	13:22:29	20
PPC (CR)	68,282	18.38	1,255,023.16	13:25:46	20
PPC (CR)	150,643	18.39	2,770,324.77	14:14:53	20
PPC (CR)	72,866	18.39	1,340,005.74	14:15:19	20
PPC (CR)	19,357	18.39	355,975.23	14:17:16	20
PPC (CR)	330,000	18.40	6,072,000.00	15:17:39	20
NATIONAL BANK (CR)	83,110	14.30	1,188,473.00	16:58:02	20
GEK TERNA (CR)	15,000	40.62	609,300.00	17:15:08	20

Blocks Notes

- 9 - Method 6-1 / Special Fees
- 10 - Method 6-1 / Special Fees, SDS
- 14 - Method 6-3 / Settlement, Incomplete Buy and Sell
- 18 - Method 6-2 / SPOT 1
- 19 - Method 6-2 / SPOT 2
- 20 - Method 6-1 and Method 6-1 Same Day Settlement
- 21 - Other Pre-agreed

Shares Rights Details

Occured date	Exercise from	Exercise until	Trading until	Rights	Price min	Price max	Closing price	Last Bid	Last Ask	Volume	Trades	Transactions Value
--------------	---------------	----------------	---------------	--------	-----------	-----------	---------------	----------	----------	--------	--------	--------------------

No Rights Transactions.

Forced Sales Details

Securities	Category of Security	Transactions Volume	Number of Trades	Transactions Value	Note
------------	----------------------	------------------------	---------------------	-----------------------	------

No Forced Transactions.

Forced Sales Notes

- 1 - Compulsory Public Forced Sales
- 2 - Forced Sales of Fixed Registered Shares
- 3 - Forced Sales of Remaining Fractional Shares

Exchange Traded Funds (ETFs) Characteristics

	Transactions Date (T)	Creation / Redemption	Units (T-1)	New Units (T-1)	Redemption Units (T-1)	Units (T) [1]	Fund Assets [2]	Net Unit Price	Dividend per Unit	Dividend Date
ALPHA ETF FTSE Athex Large Cap	27/04/2026	5,000	1,380,078	---	---	1,380,078	78,376,050.00	56.7910	1.15	01/07/2025

ETFs Notes

[1] - Units (T) = Units (T-1) + New Units (T-1) - Redemption Units (T-1)

[2] - The Creation / Redemption Units of T-1 are included.

Non Convertible Corporate Bonds - Regulated Market

Num Listed Bonds	Nominal price	Issue price	Today's Rate	Exp. Date	Duration (years)	Note	Coupon		Trading Unit	Corporate Bonds	Accrued Int.	Yield.T.Mat	Price min	Price max	Closing price	Previous closing price/date	Volume	Transactions Value	Last order		Date	ear min	Year max	
							Common	Preferred											Price	Buy / Sell				
250,000	1,000.00	1,000.00	3.75	25/02/2033	7	---	1	---	1	CAPITAL CLEAN ENERGY CARRIERS CORP. (Non Convert)	6.5625	3.9800	98.4000	98.9000	98.6142	98.4110	24/04/2026	190,000	188,613.80	98.5500	B	27/04/2026	95.0002	99.9895
320,000	1,000.00	1,000.00	3.40	21/07/2027	7	---	12	---	1	LAMDA DEVELOPMENT S.A. (Non Convertible)	9.2556	3.2090	99.0100	99.6000	99.4623	99.7590	24/04/2026	58,000	58,224.96	99.3000	B	27/04/2026	97.5000	100.0000
200,000	1,000.00	1,000.00	1.90	23/03/2028	7	---	11	---	1	MOTOR OIL CORINTH REFINERIES SA (Non Convertible)	1.9528	3.2260	97.0000	97.4999	97.0100	97.2230	24/04/2026	196,000	190,632.83	97.0000	B	27/04/2026	96.7000	98.0000
150,000	1,000.00	1,000.00	2.60	22/10/2026	7	---	14	---	1	TERNA ENERGY FINANCE S.A. (Non Convertible)	0.5056	3.9790	99.0000	99.0000	99.0000	99.0000	24/04/2026	5,000	4,952.53	99.4000	B	27/04/2026	98.4189	99.7794
100,000	1,000.00	1,000.00	2.80	25/01/2027	5	---	9	---	1	PREMIA S.A. (Non Convertible)	7.2333	3.7080	99.0000	99.0010	99.0001	99.0000	24/04/2026	34,000	33,905.95	99.0000	B	27/04/2026	97.7000	99.5000
500,000	1,000.00	1,000.00	4.00	10/07/2030	7	---	6	---	1	METLEN ENERGY & METALS S.A. (Non Convertible)	11.8889	3.7630	99.2000	100.4499	99.3000	100.1300	24/04/2026	544,000	548,514.14	99.3000	B	27/04/2026	98.3000	101.4000
99,697	1,000.00	1,000.00	5.50	15/12/2028	5	---	5	---	1	IDEAL HOLDINGS S.A. (Non Convertible)	20.6250	3.6980	103.0000	103.3490	103.1996	103.0000	24/04/2026	16,000	16,841.94	102.8500	B	27/04/2026	101.4645	104.1000
500,000	1,000.00	1,000.00	3.80	18/11/2032	7	---	1	---	1	LAMDA DEVELOPMENT S.A. (Non convertible)	17.1000	3.9610	98.0000	99.2074	98.8000	98.8900	24/04/2026	145,000	145,331.93	98.4000	B	27/04/2026	96.7229	99.9999
140,000	1,000.00	1,000.00	4.70	15/12/2030	5	---	1	---	1	AKTOR S.A. (Non convertible)	17.6250	4.1190	---	---	---	102.0090	24/04/2026	---	---	102.2100	B	27/04/2026	100.6000	103.4900
500,000	1,000.00	1,000.00	2.75	03/07/2027	7	---	12	---	1	GEK TERNA S.A. (Non Convertible)	8.7083	3.1470	98.7100	98.9800	98.9500	98.9950	24/04/2026	180,000	179,545.41	98.8000	B	27/04/2026	97.7500	99.5000
150,000	1,000.00	1,000.00	4.10	08/04/2033	7	---	1	---	1	PREMIA REIC (Non Convertible)	2.3917	4.1530	99.3400	99.7000	99.6641	100.0000	24/04/2026	22,000	21,978.72	99.4000	B	27/04/2026	98.8220	100.3700
250,000	1,000.00	1,000.00	3.70	04/07/2032	7	---	2	---	1	AEGEAN AIRLINES S.A. (Non Convertible)	11.7167	3.6870	99.3400	99.6000	99.4918	99.5460	24/04/2026	24,000	24,159.24	99.5500	B	27/04/2026	98.0875	102.0999
300,000	1,000.00	1,000.00	2.30	20/07/2028	7	---	10	---	1	PRODEA REIC S.A.(Non Convertible)	6.3250	2.5850	98.6501	99.0000	98.7750	98.6970	24/04/2026	140,000	139,358.07	98.6600	B	27/04/2026	95.0000	99.9510
250,000	1,000.00	1,000.00	2.45	16/11/2028	7	---	9	---	1	ELVALHALCOR S.A. (Non Convertible)	11.0931	3.4390	96.3000	97.1000	96.7390	97.8000	24/04/2026	41,000	40,117.82	96.5000	B	27/04/2026	94.9873	99.0000
120,000	1,000.00	1,000.00	2.65	06/12/2028	7	---	9	---	1	NOVAL PROPERTY REIC (Non Convertible)	10.4528	3.1310	96.0325	97.9800	97.9200	97.0000	24/04/2026	78,000	76,563.04	97.2000	B	27/04/2026	95.0000	99.9900
300,000	1,000.00	1,000.00	2.30	14/12/2028	7	---	9	---	1	GEK TERNA S.A. (Non Convertible)	8.6250	3.3200	96.6500	96.6800	96.6669	96.9500	24/04/2026	32,000	31,209.40	96.7000	B	27/04/2026	95.0000	97.2100
100,000	1,000.00	1,000.00	2.95	11/02/2027	5	---	9	---	1	SAFE BULKERS PARTICIPATIONS PLC (Non Convertible)	6.3097	3.7520	99.0000	99.0100	99.0038	99.0000	24/04/2026	8,000	7,970.78	99.2000	B	27/04/2026	97.8500	99.8700
100,000	1,000.00	1,000.00	4.40	26/07/2029	7	---	8	---	1	CPLP SHIPPING HOLDINGS PLC (Non Convertible)	11.3667	3.6230	100.4000	100.7310	100.4991	100.7310	24/04/2026	22,000	22,359.88	100.4110	B	27/04/2026	100.1928	102.8500
200,000	1,000.00	1,000.00	4.25	23/01/2029	5	---	5	---	1	AUTOHELLAS S.A. (Non Convertible)	11.3333	3.9700	99.6000	100.5000	99.7336	100.5390	24/04/2026	101,000	101,875.58	99.8100	B	27/04/2026	99.5000	102.0000

Corporate Bonds Notes

Transactions Volume = (Pieces) * (Nominal Price). Transactions Value = (Pieces) * (Nominal Price) * (price %) + (Accrued interest).

The price of a Bond is stated as a percentage (%) of Bond's Nominal Price.

Nominal Price in Euros (€), except if it is noted differently.

Non Convertible Corporate Bonds - Regulated Market

Num Listed Bonds	Nominal price	Issue price	Today's Rate	Exp. Date	Duration (years)	Note	Coupon		Trading Unit	Corporate Bonds	Accrued Int.	Yield.T.Mat	Price min	Price max	Closing price	Previous closing price/date	Volume	Transactions Value	Last order			ear min	Year max	
							Common	Preferred											Price	Buy / Sell	Date			
130,000	1,000.00	1,000.00	6.00	27/02/2029	5	---	5	---	1	INTRALOT S.A. (Non Convertible)	10.1667	4.3360	102.5000	102.8000	102.8000	102.5000	24/04/2026	30,000	31,103.00	102.5000	B	27/04/2026	101.0000	104.5000
500,000	1,000.00	1,000.00	3.20	29/09/2032	7	---	2	---	1	GEK TERNA S.A. (Non Convertible)	2.6667	3.7220	96.8500	96.9200	96.8960	96.9080	24/04/2026	43,000	41,779.95	96.9200	B	27/04/2026	94.0000	99.3790

Corporate Bonds Notes

Transactions Volume = (Pieces) * (Nominal Price). Transactions Value = (Pieces) * (Nominal Price) * (price %) + (Accrued interest).

The price of a Bond is stated as a percentage (%) of Bond's Nominal Price.

Nominal Price in Euros (€), except if it is noted differently.

Government Bonds

Number Listed Bonds	Nominal price	Today's Rate	Accrued Interest Calc	Exp. Date [1]	Duration (years)	Note	Coupons Date	Curr. coupon value	Trading Unit	Government Bonds	Price min	Price max	Closing price	Previous closing price/date	Volume	Transactions Value	Price	Last order Buy / Sell	Date
4,000,000	1,000.00	4.13	Actual/Actual	15/06/2054	30	---	15/06	4.13	1	GGB-FXD-150654-30Y-4.125-1.000	---	---	---	---	---	---	---	---	---
4,700,000	1,000.00	1.88	Actual/Actual	04/02/2035	15	---	04/02	1.88	1	GGB-FXD-040235-15Y-1.875-1.000	---	---	---	---	---	---	---	---	---
6,000,000	1,000.00	0.75	Actual/Actual	18/06/2031	10	---	18/06	0.75	1	GGB-FXD-180631-10Y-0.750-1.000	---	---	---	---	---	---	---	---	---
3,600,000	1,000.00	3.88	Actual/Actual	15/06/2028	5	---	15/06	3.88	1	GGB-FXD-150628-05Y-3.875-1.000	---	---	---	---	---	---	---	---	---
5,962,747,327	1.00	3.75	Actual/Actual	30/01/2028	10	---	/02 - 02/02 - 31/	3.75	1	GGB-FXD-300128-10Y-3.750-1.000	---	---	---	85.4610 13/07/2018	---	---	1.0000	B	28/11/2018
7,067,309,386	1.00	3.90	Actual/Actual	30/01/2033	15	---	/02 - 02/02 - 31/	3.90	1	GGB-FXD-300133-15Y-3.900-1.000	---	---	---	78.6730 13/07/2018	---	---	1.0000	B	28/11/2018
5,622,848,349	1.00	4.00	Actual/Actual	30/01/2037	19	---	/02 - 02/02 - 31/	4.00	1	GGB-FXD-300137-19Y-4.000-1.000	---	---	---	77.0370 13/07/2018	---	---	1.0000	B	28/11/2018
5,476,770,669	1.00	4.20	Actual/Actual	30/01/2042	24	---	/02 - 02/02 - 31/	4.20	1	GGB-FXD-300142-24Y-4.200-1.000	---	---	---	77.7640 13/07/2018	---	---	1.0000	B	28/11/2018
4,950,000	1,000.00	3.38	Actual/Actual	15/06/2034	10	---	15/06	3.38	1	GGB-FXD-150634-10Y-3.375-1.000	---	---	---	---	---	---	---	---	---
41,118,344	1.00	4.30	Actual/Actual	24/02/2027	15	---	24/02	4.30	1	GGB-FXD-240227-15Y-2.000-1.000	---	---	---	10.0000 22/06/2015	---	---	---	---	---
45,137,734	1.00	4.30	Actual/Actual	24/02/2028	16	---	24/02	4.30	1	GGB-FXD-240228-16Y-2.000-1.000	---	---	---	10.0000 22/06/2015	---	---	---	---	---
61,768,888	1.00	4.30	Actual/Actual	24/02/2029	17	---	24/02	4.30	1	GGB-FXD-240229-17Y-2.000-1.000	---	---	---	10.0000 22/06/2015	---	---	---	---	---
54,567,744	1.00	4.30	Actual/Actual	24/02/2030	18	---	24/02	4.30	1	GGB-FXD-240230-18Y-2.000-1.000	---	---	---	10.0000 22/06/2015	---	---	---	---	---
37,541,515	1.00	4.30	Actual/Actual	24/02/2031	19	---	24/02	4.30	1	GGB-FXD-240231-19Y-2.000-1.000	---	---	---	10.0000 22/06/2015	---	---	---	---	---
37,558,317	1.00	4.30	Actual/Actual	24/02/2032	20	---	24/02	4.30	1	GGB-FXD-240232-20Y-2.000-1.000	---	---	---	10.0000 22/06/2015	---	---	---	---	---
37,473,732	1.00	4.30	Actual/Actual	24/02/2033	21	---	24/02	4.30	1	GGB-FXD-240233-21Y-2.000-1.000	---	---	---	10.0000 22/06/2015	---	---	---	---	---
33,888,293	1.00	4.30	Actual/Actual	24/02/2034	22	---	24/02	4.30	1	GGB-FXD-240234-22Y-2.000-1.000	---	---	---	10.0000 22/06/2015	---	---	---	---	---
35,177,800	1.00	4.30	Actual/Actual	24/02/2035	23	---	24/02	4.30	1	GGB-FXD-240235-23Y-2.000-1.000	---	---	---	10.0000 22/06/2015	---	---	---	---	---
35,547,268	1.00	4.30	Actual/Actual	24/02/2036	24	---	24/02	4.30	1	GGB-FXD-240236-24Y-2.000-1.000	---	---	---	10.0000 22/06/2015	---	---	---	---	---
40,246,306	1.00	4.30	Actual/Actual	24/02/2037	25	---	24/02	4.30	1	GGB-FXD-240237-25Y-2.000-1.000	---	---	---	10.0000 22/06/2015	---	---	---	---	---
37,643,952	1.00	4.30	Actual/Actual	24/02/2038	26	---	24/02	4.30	1	GGB-FXD-240238-26Y-2.000-1.000	---	---	---	10.0000 22/06/2015	---	---	---	---	---
36,977,100	1.00	4.30	Actual/Actual	24/02/2039	27	---	24/02	4.30	1	GGB-FXD-240239-27Y-2.000-1.000	---	---	---	10.0000 22/06/2015	---	---	---	---	---
41,615,000	1.00	4.30	Actual/Actual	24/02/2040	28	---	24/02	4.30	1	GGB-FXD-240240-28Y-2.000-1.000	---	---	---	10.0000 22/06/2015	---	---	---	---	---
42,227,208	1.00	4.30	Actual/Actual	24/02/2041	29	---	24/02	4.30	1	GGB-FXD-240241-29Y-2.000-1.000	---	---	---	10.0000 22/06/2015	---	---	---	---	---
68,288,487	1.00	4.30	Actual/Actual	24/02/2042	30	---	24/02	4.30	1	GGB-FXD-240242-30Y-2.000-1.000	---	---	---	10.0000 22/06/2015	---	---	---	---	---
4,700,000	1,000.00	3.88	Actual/Actual	12/03/2029	10	---	12/03	3.88	1	GGB-FXD-120329-10Y-3.875-1.000	---	---	---	---	---	---	100.0000	B	15/10/2019
5,500,000	1,000.00	1.50	Actual/Actual	18/06/2030	10	---	18/06	1.50	1	GGB-FXD-180630-10Y-1.500-1.000	---	---	---	---	---	---	---	---	---
5,500,000	1,000.00	4.38	Actual/Actual	18/07/2038	15	---	18/07	4.38	1	GGB-FXD-180738-15Y-4.375-1.000	---	---	---	---	---	---	---	---	---
40,000	1,000.00	2.72	FLR Actual/360	18/09/2026	1	---	18/09 - 18/03	---	1	GGB-FLT-180926-01Y-2.717-1.000	---	---	---	---	---	---	---	---	---
4,550,000	1,000.00	3.38	Actual/Actual	16/06/2036	10	---	16/06	3.38	1	GGB-FXD-160636-10Y-3.375-1000.00	---	---	---	---	---	---	---	---	---
5,364,250	1,000.00	3.25	Actual/Actual	20/03/2050	30	---	20/03	3.25	1	GGB-FXD-200350-30Y-3.250-1.000	---	---	---	---	---	---	---	---	---
4,500,000	1,000.00	3.63	Actual/Actual	15/06/2035	10	---	15/06	3.63	1	GGB-FXD-150635-10Y-3.625-1000.00	---	---	---	---	---	---	---	---	---
3,924,361	1,000.00	2.00	Actual/Actual	22/04/2027	7	---	22/04	2.00	1	GGB-FXD-220427-07Y-2.000-1.000	---	---	---	---	---	---	99.9000	B	22/04/2020
2,298,012	1,000.00	1.88	Actual/Actual	23/07/2026	7	---	23/07	1.88	1	GGB-FXD-230726-07Y-1.875-1.000	---	---	---	---	---	---	---	---	---
4,900,000	1,000.00	4.25	Actual/Actual	15/06/2033	10	---	15/06	4.25	1	GGB-FXD-150633-10Y-4.250-1.000	---	---	---	---	---	---	---	---	---

Government Bonds Notes

Transactions Volume = (Pieces) * (Nominal Price). Transactions Value = (Pieces) * (Nominal Price) * (price %) + (Accrued interest).

The Value of current coupon for the issues with NV 0.01 euro refers to NV 100 euros

FLR: Floating Interest Rate.

[1] - The Expiration Date of the interest bearing period and the Date for coupon payment.

Government Bonds

Number Listed Bonds	Nominal price	Today's Rate	Accrued Interest Calc	Exp. Date [1]	Duration (years)	Note	Coupons Date	Curr. coupon value	Trading Unit	Government Bonds	Price min	Price max	Closing price	Previous closing price/date	Volume	Transactions Value	Price	Last order Buy / Sell	Date
3,500,000	1,000.00	1.88	Actual/Actual	24/01/2052	30	---	24/01	1.88	1	GGB-FXD-240152-30Y-1.875-1.000	---	---	---	---	---	---	---	---	---
3,700,000	1,000.00	1.75	Actual/Actual	18/06/2032	10	---	18/06	1.75	1	GGB-FXD-180632-10Y-1.750-1.000	---	---	---	---	---	---	---	---	---
2,200,000	1,000.00	1.13	FLR Actual/360	15/12/2027	5	---	- 15/03 - 15/09 -	---	1	GGB-FLT-151227-05Y-1.130-1.000	---	---	---	---	---	---	102.1600	B	30/12/2022

Government Bonds Notes

Transactions Volume = (Pieces) * (Nominal Price). Transactions Value = (Pieces) * (Nominal Price) * (price %) + (Accrued interest).

The Value of current coupon for the issues with NV 0.01 euro refers to NV 100 euros

FLR: Floating Interest Rate.

[1] - The Expiration Date of the interest bearing period and the Date for coupon payment.

Treasury Bills & Zero Coupon Government Bonds

Issue Date	13-Week Maturity									26-Week Maturity									52-Week Maturity								
	Exp. Date	Initial Rate	Num Listed Bonds	Nominal price	Issue price	Last Trade Price	Last Trade Date	Volume Traded	Note	Exp. Date	Initial Rate	Num Listed Bonds	Nominal price	Issue price	Last Trade Price	Last Trade Date	Volume Traded	Note	Exp. Date	Initial Rate	Num Listed Bonds	Nominal price	Issue price	Last Trade Price	Last Trade Date	Volume Traded	Note
06/06/2025	---	---	---	---	---	---	---	---	---	---	---	---	---	---	---	---	---	---	06/06/2026	1.84	600,000	1,000.00	981.74	---	---	---	---
05/09/2025	---	---	---	---	---	---	---	---	---	---	---	---	---	---	---	---	---	---	04/09/2026	1.97	600,000	1,000.00	0.00	---	---	---	---
05/12/2025	---	---	---	---	---	---	---	---	---	---	---	---	---	---	---	---	---	---	04/12/2026	2.03	600,000	1,000.00	997.90	---	---	---	---
06/03/2026	---	---	---	---	---	---	---	---	---	---	---	---	---	---	---	---	---	---	05/03/2027	1.97	500,000	1,000.00	980.45	---	---	---	---

Bonds in Circulation	Currency / Min nominal traded Value	Coupons Payment Date	Current Coupon Value	Note	Coupon	Trading Unit	Issue Date	Duration (years)	Today's Interest	A.I.C in days	Bonds	Last price of previous days		Last Outcry in Cash (euro)			Trades in Pieces	Life min	Life Max
												Price	Buy / Sell	Price	Buy / Sell	Date			
Corporate Bonds in Foreign Currency and Euro																			
103,746	GBP / 10	01/12	0.25	---	67	1	01/12/1930	98	2.5	360	National Mortgage Bank	2.27	05/02/1996	2.27	S	05/02/1996	---	2.27	2.27
0	GBP / 10	01/12	0.25	---	69	1	01/12/1928	100	2.5	360	National Mortgage Bank	---	---	---	---	---	---	---	---

Government Bonds Notes

A.I.C: Accrued Interest Calculation base.

FLR: Floating Interest Rate.

The minimum tradeable Nominal Value for all Demeterialised Government Titles is 100 Euros.

(μτφρ-0)

Underlying Asset				Derivatives Market													
Price max	Price min	Closing price	change	Delivery Month	Open price	Price max	Price min	Last price	Closing price	Last Bid	Last Ask	Fixing price*	Life high	Life low	Trades	Volume	Open Interest
FTSE/Athex Large Cap				(Trade Unit: 1 Index Point x 2E, Cash Settlement)													
5,694.17	5,629.57	5,633.11	0.06%	May 2026	5,625.00	5,669.75	5,625.00	5,625.00	5,625.00	---	---	---	5,911.00	---	151	555	5,846
				June 2026	5,639.25	5,655.50	5,613.75	5,613.75	5,613.75	---	---	---	5,868.00	---	13	38	197
				July 2026	---	---	---	---	5,655.75	---	---	---	---	---	---	---	---
				September 2026	---	---	---	---	5,675.50	---	---	---	---	---	---	---	---
				December 2026	---	---	---	---	5,704.00	---	---	---	---	---	---	---	---
				March 2027	---	---	---	---	5,732.50	---	---	---	---	---	---	---	---
FTSE/Athex Banks				(Trade Unit: 1 Index Point x 15E, Cash Settlement)													
2,591.61	2,550.72	2,550.72	-0.30%	June 2026	2,556.00	2,556.00	2,549.25	2,549.25	2,549.25	---	---	---	2,708.00	---	3	65	3,209
				September 2026	---	---	---	---	2,579.25	---	---	---	---	---	---	---	---
				December 2026	---	---	---	---	2,592.00	---	---	---	---	---	---	---	---
				March 2027	---	---	---	---	2,605.00	---	---	---	---	---	---	---	---
MSCI GREECE REBASED				(Trade Unit: 1 Index Point x 2E, Cash Settlement)													
9,140.04	9,014.03	9,014.03	-0.08%	May 2026	---	---	---	---	9,028.50	---	---	---	9,484.25	---	---	---	---
				June 2026	---	---	---	---	9,049.50	---	---	---	---	---	---	---	---
				July 2026	---	---	---	---	9,063.50	---	---	---	---	---	---	---	---
				August 2026	---	---	---	---	9,081.25	---	---	---	---	---	---	---	---
				September 2026	---	---	---	---	9,095.25	---	---	---	---	---	---	---	---
				October 2026	---	---	---	---	9,109.25	---	---	---	---	---	---	---	---
				December 2026	---	---	---	---	9,140.75	---	---	---	---	---	---	---	---
				March 2027	---	---	---	---	9,186.50	---	---	---	---	---	---	---	---

Derivatives notes - <https://www.athexgroup.gr/en/market-data/statistics/eod-closing-prices/>

Fixing prices and final open positions can be retrieved from the following path <http://www.athexgroup.gr/en/market-data/statistics/eod-closing-prices>

Underlying Asset				Derivatives Market													
Price max	Price min	Closing price	change	Delivery Month	Open price	Price max	Price min	Last price	Closing price	Last Bid	Last Ask	Fixing price*	Life high	Life low	Trades	Volume	Open Interest
ADMIE (IPTO) HOLDING S.A. (CR)				(Contract Size: 100 Securities, Physical Delivery)													
3.26	3.15	3.21	0.94%	June 2026	3.23	3.24	3.18	3.21	3.21	---	---	---	3.34	---	15	166	7,915
				September 2026	---	---	---	---	3.21	---	---	---	---	---	---	---	---
				December 2026	---	---	---	---	3.22	---	---	---	---	---	---	---	---
				March 2027	---	---	---	---	3.24	---	---	---	---	---	---	---	---
AEGEAN AIRLINES (CR)				(Contract Size: 100 Securities, Physical Delivery)													
12.68	12.48	12.6	1.45%	June 2026	11.66	11.80	11.61	11.74	11.74	---	---	---	15.15	---	163	235	2,486
				September 2026	---	---	---	---	12.52	---	---	---	---	---	---	---	---
				December 2026	---	---	---	---	12.58	---	---	---	---	---	---	---	---
				March 2027	---	---	---	---	12.65	---	---	---	---	---	---	---	---
AKTOR S.A. HOLDING CO. (CR)				(Contract Size: 100 Securities, Physical Delivery)													
11.22	10.96	11.08	-0.18%	June 2026	11.21	11.21	11.03	11.03	11.03	---	---	---	11.24	---	11	68	97,671
				September 2026	---	---	---	---	11.19	---	---	---	---	---	---	---	---
				December 2026	---	---	---	---	11.25	---	---	---	---	---	---	---	---
				March 2027	---	---	---	---	11.30	---	---	---	---	---	---	---	---
Allwyn AG (CR)				(Contract Size: 100 Securities, Physical Delivery)													
13.91	13.325	13.325	0.79%	June 2026	13.48	14.00	13.39	13.47	13.47	---	---	---	15.54	---	160	684	6,333
				September 2026	---	---	---	---	13.33	---	---	---	---	---	---	---	---
				December 2026	---	---	---	---	13.39	---	---	---	---	---	---	---	---
				March 2027	---	---	---	---	13.46	---	---	---	---	---	---	---	---
ALPHA BANK (CR)				(Contract Size: 100 Securities, Physical Delivery)													
3.66	3.59	3.594	0.53%	June 2026	3.63	3.66	3.60	3.61	3.61	---	---	---	4.50	---	147	2,838	66,210
				September 2026	---	---	---	---	3.60	---	---	---	---	---	---	---	---
				December 2026	---	---	---	---	3.62	---	---	---	---	---	---	---	---
				March 2027	---	---	---	---	3.64	---	---	---	---	---	---	---	---
ATHENS INTL AIRPORT (CR)				(Contract Size: 100 Securities, Physical Delivery)													
10.15	10	10	-0.60%	June 2026	10.10	10.10	10.10	10.10	10.10	---	---	---	11.47	---	2	15	299
				September 2026	---	---	---	---	10.14	---	---	---	---	---	---	---	---
				December 2026	---	---	---	---	10.19	---	---	---	---	---	---	---	---
				March 2027	---	---	---	---	10.24	---	---	---	---	---	---	---	---
AUTOHELLAS SA (CR)				(Contract Size: 100 Securities, Physical Delivery)													
11.16	10.96	10.96	-1.44%	June 2026	---	---	---	---	10.43	---	---	---	11.60	---	---	---	121
				September 2026	---	---	---	---	11.21	---	---	---	---	---	---	---	---
				December 2026	---	---	---	---	11.27	---	---	---	---	---	---	---	---
				March 2027	---	---	---	---	11.32	---	---	---	---	---	---	---	---

Derivatives notes - <https://www.athexgroup.gr/en/market-data/statistics/eod-closing-prices/>

Fixing prices and final open positions can be retrieved from the following path <http://www.athexgroup.gr/en/market-data/statistics/eod-closing-prices>

Underlying Asset				Derivatives Market													
Price max	Price min	Closing price	change	Delivery Month	Open price	Price max	Price min	Last price	Closing price	Last Bid	Last Ask	Fixing price*	Life high	Life low	Trades	Volume	Open Interest
AVAX S.A. (CR)				(Contract Size: 100 Securities, Physical Delivery)													
3.13	3.04	3.08	0.00%	June 2026	3.15	3.16	3.07	3.09	3.09	---	---	---	3.27	---	23	58	2,447
				September 2026	---	---	---	---	3.11	---	---	---	---	---	---	---	---
				December 2026	---	---	---	---	3.12	---	---	---	---	---	---	---	---
				March 2027	---	---	---	---	3.14	---	---	---	---	---	---	---	---
BALLY'S INTRALOT (CR)				(Contract Size: 100 Securities, Physical Delivery)													
1.154	1.115	1.13	-1.31%	June 2026	1.15	1.16	1.13	1.13	1.13	---	---	---	1.16	---	112	8,139	1,307,180
				September 2026	---	---	---	---	1.15	---	---	---	---	---	---	---	---
				December 2026	---	---	---	---	1.16	---	---	---	---	---	---	---	---
				March 2027	---	---	---	---	1.17	---	---	---	---	---	---	---	---
BANK OF CYPRUS (CR)				(Contract Size: 100 Securities, Physical Delivery)													
9.32	9.115	9.115	-0.49%	June 2026	8.70	8.70	8.70	8.70	8.70	---	---	---	9.20	---	1	1	736
				September 2026	---	---	---	---	9.23	---	---	---	---	---	---	---	---
				December 2026	---	---	---	---	9.28	---	---	---	---	---	---	---	---
				March 2027	---	---	---	---	9.33	---	---	---	---	---	---	---	---
CC HBC AG (CR)				(Contract Size: 100 Securities, Physical Delivery)													
48.8	48.25	48.55	-0.51%	June 2026	47.35	47.35	47.20	47.35	47.35	---	---	---	52.01	---	4	20	116
				September 2026	---	---	---	---	49.20	---	---	---	---	---	---	---	---
				December 2026	---	---	---	---	49.45	---	---	---	---	---	---	---	---
				March 2027	---	---	---	---	49.69	---	---	---	---	---	---	---	---
CENERGY HOLDINGS (CB)				(Contract Size: 100 Securities, Physical Delivery)													
21.78	21.06	21.72	3.43%	June 2026	21.23	21.79	21.23	21.72	21.72	---	---	---	21.79	---	40	122	4,099
				September 2026	---	---	---	---	21.17	---	---	---	---	---	---	---	---
				December 2026	---	---	---	---	21.28	---	---	---	---	---	---	---	---
				March 2027	---	---	---	---	21.38	---	---	---	---	---	---	---	---
CrediaBank (CR)				(Contract Size: 100 Securities, Physical Delivery)													
1.354	1.31	1.31	-0.46%	June 2026	1.33	1.36	1.31	1.32	1.32	---	---	---	1.38	---	152	4,553	81,690
				September 2026	---	---	---	---	1.39	---	---	---	1.35	---	---	---	4
				December 2026	---	---	---	---	1.33	---	---	---	---	---	---	---	---
				March 2027	---	---	---	---	1.34	---	---	---	---	---	---	---	---
ELLAKTOR (CR)				(Contract Size: 100 Securities, Physical Delivery)													
1.378	1.35	1.35	-0.74%	June 2026	1.27	1.27	1.24	1.27	1.27	---	---	---	1.34	---	26	191	1,673
				September 2026	---	---	---	---	1.37	---	---	---	---	---	---	---	---
				December 2026	---	---	---	---	1.38	---	---	---	---	---	---	---	---
				March 2027	---	---	---	---	1.38	---	---	---	---	---	---	---	---

Derivatives notes - <https://www.athexgroup.gr/en/market-data/statistics/eod-closing-prices/>

Fixing prices and final open positions can be retrieved from the following path <http://www.athexgroup.gr/en/market-data/statistics/eod-closing-prices>

Underlying Asset				Derivatives Market													
Price max	Price min	Closing price	change	Delivery Month	Open price	Price max	Price min	Last price	Closing price	Last Bid	Last Ask	Fixing price*	Life high	Life low	Trades	Volume	Open Interest
ELVALHALCOR (CR)				(Contract Size: 100 Securities, Physical Delivery)													
4.08	3.985	3.985	0.38%	June 2026	4.05	4.09	4.01	4.01	4.01	---	---	---	4.25	---	19	58	2,866
				September 2026	---	---	---	---	4.00	---	---	---	---	---	---	---	---
				December 2026	---	---	---	---	4.02	---	---	---	---	---	---	---	---
				March 2027	---	---	---	---	4.04	---	---	---	---	---	---	---	---
EUROBANK (CR)				(Contract Size: 100 Securities, Physical Delivery)													
3.899	3.825	3.825	-0.55%	June 2026	3.82	3.85	3.79	3.82	3.82	---	---	---	4.07	---	39	1,576	29,976
				September 2026	---	---	---	---	3.88	---	---	---	---	---	---	---	---
				December 2026	---	---	---	---	3.90	---	---	---	---	---	---	---	---
				March 2027	---	---	---	---	3.92	---	---	---	---	---	---	---	---
EURONEXT ATHENS (CR)				(Contract Size: 100 Securities, Physical Delivery)													
7.2	7.03	7.19	-0.14%	June 2026	7.16	7.16	7.16	7.16	7.16	---	---	---	7.41	---	1	4	392
				September 2026	---	---	---	---	7.26	---	---	---	---	---	---	---	---
				December 2026	---	---	---	---	7.30	---	---	---	---	---	---	---	---
				March 2027	---	---	---	---	7.33	---	---	---	---	---	---	---	---
EYDAP S.A. (CR)				(Contract Size: 100 Securities, Physical Delivery)													
10.38	9.98	10.2	2.20%	June 2026	10.15	10.37	10.15	10.16	10.16	---	---	---	10.37	---	9	37	13,417
				September 2026	---	---	---	---	10.06	---	---	---	---	---	---	---	---
				December 2026	---	---	---	---	10.11	---	---	---	---	---	---	---	---
				March 2027	---	---	---	---	10.16	---	---	---	---	---	---	---	---
FOURLIS (CR)				(Contract Size: 100 Securities, Physical Delivery)													
4.845	4.72	4.8	1.27%	June 2026	4.72	4.81	4.71	4.75	4.75	---	---	---	4.94	---	13	69	2,972
				September 2026	---	---	---	---	4.78	---	---	---	---	---	---	---	---
				December 2026	---	---	---	---	4.80	---	---	---	---	---	---	---	---
				March 2027	---	---	---	---	4.83	---	---	---	---	---	---	---	---
GEK TERNA (CR)				(Contract Size: 100 Securities, Physical Delivery)													
41	40.28	40.42	-0.39%	June 2026	40.90	40.90	40.58	40.58	40.58	---	---	---	41.70	---	5	10	4,980
				September 2026	---	---	---	---	40.91	---	---	---	---	---	---	---	---
				December 2026	---	---	---	---	41.12	---	---	---	---	---	---	---	---
				March 2027	---	---	---	---	41.32	---	---	---	---	---	---	---	---
HELLENiQ ENERGY (CR)				(Contract Size: 100 Securities, Physical Delivery)													
9.67	9.46	9.55	-0.73%	June 2026	9.60	9.69	9.60	9.65	9.65	---	---	---	10.55	---	7	18	3,623
				September 2026	---	---	---	---	9.70	---	---	---	---	---	---	---	---
				December 2026	---	---	---	---	9.75	---	---	---	---	---	---	---	---
				March 2027	---	---	---	---	9.80	---	---	---	---	---	---	---	---

Derivatives notes - <https://www.athexgroup.gr/en/market-data/statistics/eod-closing-prices/>

Fixing prices and final open positions can be retrieved from the following path <http://www.athexgroup.gr/en/market-data/statistics/eod-closing-prices>

Underlying Asset				Derivatives Market													
Price max	Price min	Closing price	change	Delivery Month	Open price	Price max	Price min	Last price	Closing price	Last Bid	Last Ask	Fixing price*	Life high	Life low	Trades	Volume	Open Interest
INTRACOM HOLDINGS (CR)																	
(Contract Size: 100 Securities, Physical Delivery)																	
3.455	3.28	3.45	8.83%	June 2026	3.23	3.45	3.23	3.45	3.45	---	---	---	3.45	---	186	1,132	12,337
---	---	---	---	September 2026	---	---	---	---	3.20	---	---	---	---	---	---	---	---
---	---	---	---	December 2026	---	---	---	---	3.21	---	---	---	---	---	---	---	---
---	---	---	---	March 2027	---	---	---	---	3.23	---	---	---	---	---	---	---	---
JUMBO SA (CR)																	
(Contract Size: 100 Securities, Physical Delivery)																	
23.68	23.4	23.6	0.60%	June 2026	23.65	23.75	23.53	23.53	23.53	---	---	---	25.68	---	14	53	4,267
---	---	---	---	September 2026	---	---	---	---	23.65	---	---	---	---	---	---	---	---
---	---	---	---	December 2026	---	---	---	---	23.77	---	---	---	---	---	---	---	---
---	---	---	---	March 2027	---	---	---	---	23.89	---	---	---	---	---	---	---	---
LAMDA DEVELOPMENT SA (CR)																	
(Contract Size: 100 Securities, Physical Delivery)																	
6.22	6.1	6.17	0.90%	June 2026	6.23	6.35	6.20	6.20	6.20	---	---	---	7.09	---	87	658	21,644
---	---	---	---	September 2026	---	---	---	---	6.16	---	---	---	---	---	---	---	---
---	---	---	---	December 2026	---	---	---	---	6.20	---	---	---	---	---	---	---	---
---	---	---	---	March 2027	---	---	---	---	6.23	---	---	---	---	---	---	---	---
METLEN PLC (CR)																	
(Contract Size: 100 Securities, Physical Delivery)																	
35.5	34.86	34.98	0.23%	June 2026	35.08	35.56	34.94	34.94	34.94	---	---	---	47.90	---	66	193	15,011
---	---	---	---	September 2026	---	---	---	---	35.40	---	---	---	38.00	---	---	---	17
---	---	---	---	December 2026	---	---	---	---	35.36	---	---	---	---	---	---	---	---
---	---	---	---	March 2027	---	---	---	---	35.54	---	---	---	---	---	---	---	---
MIG (CR)																	
(Contract Size: 100 Securities, Physical Delivery)																	
3.23	3.165	3.225	1.73%	June 2026	---	---	---	---	3.24	---	---	---	3.43	---	---	---	145
---	---	---	---	September 2026	---	---	---	---	3.20	---	---	---	---	---	---	---	---
---	---	---	---	December 2026	---	---	---	---	3.21	---	---	---	---	---	---	---	---
---	---	---	---	March 2027	---	---	---	---	3.23	---	---	---	---	---	---	---	---
MOTOR OIL (CR)																	
(Contract Size: 100 Securities, Physical Delivery)																	
35.28	34.7	35.02	0.52%	June 2026	35.02	35.03	34.95	34.95	34.95	---	---	---	39.97	---	7	18	247
---	---	---	---	September 2026	---	---	---	---	35.12	---	---	---	---	---	---	---	---
---	---	---	---	December 2026	---	---	---	---	35.30	---	---	---	---	---	---	---	---
---	---	---	---	March 2027	---	---	---	---	35.48	---	---	---	---	---	---	---	---
NATIONAL BANK (CR)																	
(Contract Size: 100 Securities, Physical Delivery)																	
14.36	14.05	14.085	-0.60%	June 2026	14.09	14.12	13.86	13.89	13.89	---	---	---	15.76	---	44	438	12,803
---	---	---	---	September 2026	---	---	---	---	14.29	---	---	---	---	---	---	---	---
---	---	---	---	December 2026	---	---	---	---	14.36	---	---	---	---	---	---	---	---
---	---	---	---	March 2027	---	---	---	---	14.43	---	---	---	---	---	---	---	---

Derivatives notes - <https://www.athexgroup.gr/en/market-data/statistics/eod-closing-prices/>

Fixing prices and final open positions can be retrieved from the following path <http://www.athexgroup.gr/en/market-data/statistics/eod-closing-prices>

Underlying Asset				Derivatives Market													
Price max	Price min	Closing price	change	Delivery Month	Open price	Price max	Price min	Last price	Closing price	Last Bid	Last Ask	Fixing price*	Life high	Life low	Trades	Volume	Open Interest
OPTIMA BANK (CR)				(Contract Size: 100 Securities, Physical Delivery)													
9.43	9.08	9.1	0.22%	June 2026	9.23	9.42	9.23	9.34	9.34	---	---	---	9.59	---	14	86	482
				September 2026	---	---	---	---	9.15	---	---	---	---	---	---	---	---
				December 2026	---	---	---	---	9.20	---	---	---	---	---	---	---	---
				March 2027	---	---	---	---	9.25	---	---	---	---	---	---	---	---
OTE (CR)				(Contract Size: 100 Securities, Physical Delivery)													
18.45	18.25	18.31	0.05%	June 2026	18.48	18.48	18.40	18.40	18.40	---	---	---	18.49	---	3	20	875
				September 2026	---	---	---	---	18.45	---	---	---	---	---	---	---	---
				December 2026	---	---	---	---	18.54	---	---	---	---	---	---	---	---
				March 2027	---	---	---	---	18.63	---	---	---	---	---	---	---	---
P.P.A. S.A. (CR)				(Contract Size: 100 Securities, Physical Delivery)													
39.2	38.1	38.1	-2.06%	June 2026	---	---	---	---	40.34	---	---	---	39.11	---	---	---	41
				September 2026	---	---	---	---	39.22	---	---	---	---	---	---	---	---
				December 2026	---	---	---	---	39.41	---	---	---	---	---	---	---	---
				March 2027	---	---	---	---	39.61	---	---	---	---	---	---	---	---
PIRAEUS BANK (CR)				(Contract Size: 100 Securities, Physical Delivery)													
8.396	8.248	8.264	-0.19%	June 2026	8.32	8.42	8.27	8.28	8.28	---	---	---	8.90	---	112	1,708	45,796
				September 2026	---	---	---	---	8.35	---	---	---	---	---	---	---	---
				December 2026	---	---	---	---	8.39	---	---	---	---	---	---	---	---
				March 2027	---	---	---	---	8.43	---	---	---	---	---	---	---	---
PPC (CR)				(Contract Size: 100 Securities, Physical Delivery)													
18.45	18.1	18.3	1.10%	June 2026	18.08	18.36	18.03	18.03	18.03	---	---	---	20.10	---	229	1,445	18,340
				September 2026	---	---	---	---	18.12	---	---	---	18.63	---	---	---	28
				December 2026	---	---	---	---	18.34	---	---	---	---	---	---	---	---
				March 2027	---	---	---	---	18.43	---	---	---	---	---	---	---	---
QUEST HOLDINGS (CR)				(Contract Size: 100 Securities, Physical Delivery)													
7.15	7	7.15	0.70%	June 2026	---	---	---	---	7.05	---	---	---	7.01	---	---	---	251
				September 2026	---	---	---	---	7.16	---	---	---	---	---	---	---	---
				December 2026	---	---	---	---	7.19	---	---	---	---	---	---	---	---
				March 2027	---	---	---	---	7.23	---	---	---	---	---	---	---	---
TITAN (CB)				(Contract Size: 100 Securities, Physical Delivery)													
46.84	46	46.4	-0.04%	June 2026	46.45	46.75	46.45	46.75	46.75	---	---	---	49.82	---	4	13	399
				September 2026	---	---	---	---	46.80	---	---	---	---	---	---	---	---
				December 2026	---	---	---	---	47.03	---	---	---	---	---	---	---	---
				March 2027	---	---	---	---	47.27	---	---	---	---	---	---	---	---

Derivatives notes - <https://www.athexgroup.gr/en/market-data/statistics/eod-closing-prices/>

Fixing prices and final open positions can be retrieved from the following path <http://www.athexgroup.gr/en/market-data/statistics/eod-closing-prices>

Underlying Asset				Derivatives Market													
Price max	Price min	Closing price	change	Delivery Month	Open price	Price max	Price min	Last price	Closing price	Last Bid	Last Ask	Fixing price*	Life high	Life low	Trades	Volume	Open Interest
VIOHALCO SA/NV (CB)				(Contract Size: 100 Securities, Physical Delivery)													
14.76	14.08	14.66	4.12%	June 2026	14.27	14.78	14.25	14.69	14.69	---	---	---	15.02	---	18	88	2,033
				September 2026	---	---	---	---	14.19	---	---	---	---	---	---	---	---
				December 2026	---	---	---	---	14.27	---	---	---	---	---	---	---	---
				March 2027	---	---	---	---	14.34	---	---	---	---	---	---	---	---

Derivatives notes - <https://www.athexgroup.gr/en/market-data/statistics/eod-closing-prices/>

Fixing prices and final open positions can be retrieved from the following path <http://www.athexgroup.gr/en/market-data/statistics/eod-closing-prices>

FTSE/Athex Large Cap

(Trade Unit: 1 Index Point x 2€ - Exercise Style: European, Cash Settlement)

Exercise Price	Call Options														Put Options																		
	May 2026							June 2026							Other Months		May 2026							June 2026							Other Months		Exercise Price
	Open price	Price max	Price min	Last price	Closing price	Volume	Open Interest	Open price	Price max	Price min	Last price	Closing price	Volume	Open Interest	Volume	Open Interest	Open price	Price max	Price min	Last price	Closing price	Volume	Open Interest	Open price	Price max	Price min	Last price	Closing price	Volume	Open Interest	Volume	Open Interest	
4,000	-	-	-	-	-	-	-	0.00	0.00	0.00	-	1,595.00	-	-	-	-	-	-	-	-	-	-	-	-	-	-	-	-	-	-	-	4,000	
4,100	-	-	-	-	-	-	-	0.00	0.00	0.00	-	1,496.00	-	-	-	-	-	-	-	-	-	-	-	-	-	-	-	-	-	-	-	4,100	
4,200	-	-	-	-	-	-	-	0.00	0.00	0.00	-	1,397.00	-	-	-	-	-	-	-	-	-	-	-	-	-	-	-	-	-	-	-	4,200	
4,300	-	-	-	-	-	-	-	0.00	0.00	0.00	-	1,298.00	-	-	-	-	-	-	-	-	-	-	-	-	-	-	-	-	-	-	-	4,300	
4,400	-	-	-	-	-	-	-	0.00	0.00	0.00	-	1,199.00	-	-	-	-	-	-	-	-	-	-	-	-	-	-	-	-	-	-	-	4,400	
4,450	-	-	-	-	-	-	-	0.00	0.00	0.00	-	1,150.00	-	-	-	-	-	-	-	-	-	-	-	-	-	-	-	-	-	-	-	4,450	
4,500	-	-	-	-	-	-	-	0.00	0.00	0.00	-	1,101.00	-	-	-	-	-	-	-	-	-	-	-	-	-	-	-	-	-	-	-	4,500	
4,550	-	-	-	-	-	-	-	0.00	0.00	0.00	-	1,053.00	-	-	-	-	-	-	-	-	-	-	-	-	-	-	-	-	-	-	-	4,550	
4,600	0.00	0.00	0.00	-	1,012.00	-	-	0.00	0.00	0.00	-	1,005.00	-	-	-	-	-	-	-	-	-	-	-	-	-	-	-	-	-	-	-	4,600	
4,650	0.00	0.00	0.00	-	962.00	-	-	0.00	0.00	0.00	-	957.00	-	-	-	-	-	-	-	-	-	-	-	-	-	-	-	-	-	-	-	4,650	
4,700	0.00	0.00	0.00	-	913.00	-	-	0.00	0.00	0.00	-	910.00	-	-	-	-	-	-	-	-	-	-	-	-	-	-	-	-	-	-	-	4,700	
4,750	0.00	0.00	0.00	-	863.00	-	-	0.00	0.00	0.00	-	863.00	-	-	-	-	-	-	-	-	-	-	-	-	-	-	-	-	-	-	-	4,750	
4,800	0.00	0.00	0.00	-	814.00	-	-	0.00	0.00	0.00	-	818.00	-	-	-	-	-	-	-	-	-	-	-	-	-	-	-	-	-	-	-	4,800	
4,850	0.00	0.00	0.00	-	765.00	-	-	0.00	0.00	0.00	-	772.00	-	-	-	-	-	-	-	-	-	-	-	-	-	-	-	-	-	-	-	4,850	
4,900	0.00	0.00	0.00	-	716.00	-	-	0.00	0.00	0.00	-	728.00	-	-	-	-	-	-	-	-	-	-	-	-	-	-	-	-	-	-	-	4,900	
4,950	0.00	0.00	0.00	-	667.00	-	-	0.00	0.00	0.00	-	685.00	-	-	-	-	-	-	-	-	-	-	-	-	-	-	-	-	-	-	-	4,950	
5,000	0.00	0.00	0.00	-	619.00	-	-	0.00	0.00	0.00	-	642.00	-	-	-	-	-	-	-	-	-	-	-	-	-	-	-	-	-	-	-	5,000	
5,050	0.00	0.00	0.00	-	572.00	-	33	0.00	0.00	0.00	-	601.00	-	-	-	-	-	-	-	-	-	-	-	-	-	-	-	-	-	-	-	5,050	
5,100	0.00	0.00	0.00	-	526.00	-	50	0.00	0.00	0.00	-	561.00	-	-	-	-	-	-	-	-	-	-	-	-	-	-	-	-	-	-	-	5,100	
5,150	0.00	0.00	0.00	-	481.00	-	51	0.00	0.00	0.00	-	523.00	-	-	-	-	-	-	-	-	-	-	-	-	-	-	-	-	-	-	-	5,150	
5,200	0.00	0.00	0.00	-	438.00	-	45	0.00	0.00	0.00	-	485.00	-	-	-	-	-	-	-	-	-	-	-	-	-	-	-	-	-	-	-	5,200	
5,250	0.00	0.00	0.00	-	396.00	-	32	0.00	0.00	0.00	-	449.00	-	-	-	-	-	-	-	-	-	-	-	-	-	-	-	-	-	-	-	5,250	
5,300	0.00	0.00	0.00	-	355.00	-	30	0.00	0.00	0.00	-	415.00	-	-	-	-	-	-	-	-	-	-	-	-	-	-	-	-	-	-	-	5,300	
5,350	0.00	0.00	0.00	-	317.00	-	30	0.00	0.00	0.00	-	382.00	-	-	-	-	-	-	-	-	-	-	-	-	-	-	-	-	-	-	-	5,350	
5,400	0.00	0.00	0.00	-	281.00	-	30	0.00	0.00	0.00	-	351.00	-	-	-	-	-	-	-	-	-	-	-	-	-	-	-	-	-	-	-	5,400	
5,450	0.00	0.00	0.00	-	247.00	-	30	0.00	0.00	0.00	-	321.00	-	-	-	-	-	-	-	-	-	-	-	-	-	-	-	-	-	-	-	5,450	
5,500	0.00	0.00	0.00	-	215.00	-	30	0.00	0.00	0.00	-	293.00	-	-	-	-	-	-	-	-	-	-	-	-	-	-	-	-	-	-	-	5,500	
5,550	0.00	0.00	0.00	-	187.00	-	-	0.00	0.00	0.00	-	267.00	-	3	96.00	0.00	96.00	96.00	96.00	96.00	22	30	190.00	190.00	190.00	190.00	190.00	1	-	-	-	5,550	
5,600	0.00	0.00	0.00	-	160.00	-	30	0.00	0.00	0.00	-	242.00	-	-	114.00	0.00	114.00	122.00	122.00	2	20	0.00	0.00	0.00	-	242.00	-	-	-	-	-	5,600	
5,650	0.00	0.00	0.00	-	137.00	-	90	0.00	0.00	0.00	-	219.00	-	1	0.00	0.00	0.00	-	173.00	-	21	0.00	0.00	0.00	-	269.00	-	-	-	-	-	5,650	
5,700	131.00	131.00	131.00	131.00	131.00	1	95	0.00	0.00	0.00	-	198.00	-	30	163.00	131.00	163.00	163.00	163.00	1	31	0.00	0.00	0.00	-	297.00	-	30	-	-	-	5,700	
5,750	97.50	97.50	97.50	97.50	97.50	30	34	0.00	0.00	0.00	-	178.00	-	31	192.00	97.50	192.00	197.00	197.00	61	216	300.00	307.00	300.00	307.00	307.00	60	30	-	-	-	5,750	
5,800	80.50	80.50	75.50	75.50	75.50	20	93	0.00	0.00	0.00	-	160.00	-	30	0.00	80.50	0.00	-	267.00	-	120	0.00	0.00	0.00	-	359.00	-	30	-	-	-	5,800	
5,850	0.00	0.00	0.00	-	66.50	-	192	0.00	0.00	0.00	-	143.00	-	-	0.00	0.00	0.00	-	303.00	-	35	0.00	0.00	0.00	-	392.00	-	60	-	-	-	5,850	
5,900	0.00	0.00	0.00	-	54.00	-	23	0.00	0.00	0.00	-	127.00	-	-	0.00	0.00	0.00	-	341.00	-	60	0.00	0.00	0.00	-	426.00	-	-	-	-	-	5,900	
5,950	0.00	0.00	0.00	-	44.00	-	27	0.00	0.00	0.00	-	113.00	-	15	0.00	0.00	0.00	-	380.00	-	-	0.00	0.00	0.00	-	462.00	-	-	-	-	-	5,950	

FTSE/Athex Large Cap

(Trade Unit: 1 Index Point x 2€ - Exercise Style: European, Cash Settlement)

Call Options														Put Options																			
Exercise Price	May 2026							June 2026							Other Months		May 2026							June 2026							Other Months		Exercise Price
	Open price	Price max	Price min	Last price	Closing price	Volume	Open Interest	Open price	Price max	Price min	Last price	Closing price	Volume	Open Interest	Volume	Open Interest	Open price	Price max	Price min	Last price	Closing price	Volume	Open Interest	Open price	Price max	Price min	Last price	Closing price	Volume	Open Interest	Volume	Open Interest	
6,000	0.00	0.00	0.00	-	35.25	-	10	0.00	0.00	0.00	-	100.00	-	-			0.00	0.00	0.00	-	422.00	-	-	0.00	0.00	0.00	-	499.00	-	-			6,000
6,050	0.00	0.00	0.00	-	28.00	-	10	0.00	0.00	0.00	-	88.50	-	-			0.00	0.00	0.00	-	464.00	-	-	0.00	0.00	0.00	-	537.00	-	-			6,050
6,100	0.00	0.00	0.00	-	22.25	-	-	0.00	0.00	0.00	-	78.00	-	-			0.00	0.00	0.00	-	508.00	-	-	0.00	0.00	0.00	-	576.00	-	-			6,100
6,150	0.00	0.00	0.00	-	17.25	-	-	0.00	0.00	0.00	-	68.50	-	-			0.00	0.00	0.00	-	553.00	-	-	0.00	0.00	0.00	-	617.00	-	-			6,150
6,200	0.00	0.00	0.00	-	13.50	-	-	0.00	0.00	0.00	-	60.00	-	-			0.00	0.00	0.00	-	599.00	-	-	0.00	0.00	0.00	-	658.00	-	-			6,200
6,250	0.00	0.00	0.00	-	10.25	-	-	0.00	0.00	0.00	-	52.50	-	-			0.00	0.00	0.00	-	646.00	-	-	0.00	0.00	0.00	-	700.00	-	-			6,250
6,300	0.00	0.00	0.00	-	7.90	-	-	0.00	0.00	0.00	-	45.75	-	-			0.00	0.00	0.00	-	694.00	-	-	0.00	0.00	0.00	-	743.00	-	-			6,300
6,350	0.00	0.00	0.00	-	6.00	-	-	0.00	0.00	0.00	-	39.75	-	-			0.00	0.00	0.00	-	742.00	-	-	0.00	0.00	0.00	-	787.00	-	-			6,350
6,400	0.00	0.00	0.00	-	4.50	-	-	0.00	0.00	0.00	-	34.50	-	-			0.00	0.00	0.00	-	790.00	-	-	0.00	0.00	0.00	-	832.00	-	-			6,400
6,450	-	-	-	-	-	-	-	0.00	0.00	0.00	-	29.75	-	-			-	-	-	-	-	-	-	0.00	0.00	0.00	-	877.00	-	-			6,450
6,500	-	-	-	-	-	-	-	0.00	0.00	0.00	-	25.50	-	-			-	-	-	-	-	-	-	0.00	0.00	0.00	-	923.00	-	-			6,500
6,550	-	-	-	-	-	-	-	0.00	0.00	0.00	-	22.00	-	-			-	-	-	-	-	-	-	0.00	0.00	0.00	-	969.00	-	-			6,550
6,600	-	-	-	-	-	-	-	0.00	0.00	0.00	-	18.75	-	-			-	-	-	-	-	-	-	0.00	0.00	0.00	-	1,016.00	-	-			6,600
6,650	-	-	-	-	-	-	-	0.00	0.00	0.00	-	16.00	-	-			-	-	-	-	-	-	-	0.00	0.00	0.00	-	1,063.00	-	-			6,650
Totals:						51	965					0	110	0	0						86	1,157					61	150	0	0			
Number of Trades:						5						0		0							8						3		0				

Allwyn AG (CR)

(Contract Size: 100 Securities, Exercise Style: American, Physical Delivery)

Call Options																Put Options																	
Exercise Price	May 2026						June 2026						Other Months		May 2026						June 2026						Other Months		Exercise Price				
	Open price	Price max	Price min	Last price	Closing price	Volume	Open Interest	Open price	Price max	Price min	Last price	Closing price	Volume	Open Interest	Volume	Open Interest	Open price	Price max	Price min	Last price	Closing price	Volume	Open Interest	Open price	Price max	Price min	Last price	Closing price		Volume	Open Interest	Volume	Open Interest
9.000	0.000	0.000	0.000		4.23	-	-	0.000	0.000	0.000		4.25	-	-			0.000	0.000	0.000		0.001	-	-	0.000	0.000	0.000		0.001	-	-			0.090
9.250	0.000	0.000	0.000		3.98	-	-	0.000	0.000	0.000		4.00	-	-			0.000	0.000	0.000		0.002	-	-	0.000	0.000	0.000		0.001	-	-			0.093
9.500	0.000	0.000	0.000		3.73	-	-	0.000	0.000	0.000		3.75	-	-			0.000	0.000	0.000		0.004	-	-	0.000	0.000	0.000		0.002	-	-			0.095
9.750	0.000	0.000	0.000		3.48	-	-	0.000	0.000	0.000		3.50	-	-			0.000	0.000	0.000		0.007	-	-	0.000	0.000	0.000		0.004	-	-			0.098
10.000	0.000	0.000	0.000		3.23	-	-	0.000	0.000	0.000		3.26	-	-			0.000	0.000	0.000		0.001	-	-	0.000	0.000	0.000		0.008	-	-			0.100
10.500	0.000	0.000	0.000		2.73	-	-	0.000	0.000	0.000		2.77	-	-			0.000	0.000	0.000		0.001	-	-	0.000	0.000	0.000		0.022	-	-			0.105
11.000	0.000	0.000	0.000		2.24	-	-	0.000	0.000	0.000		2.31	-	-			0.000	0.000	0.000		0.006	-	-	0.000	0.000	0.000		0.052	-	-			0.110
11.500	0.000	0.000	0.000		1.76	-	-	0.000	0.000	0.000		1.87	-	-			0.000	0.000	0.000		0.024	-	-	0.000	0.000	0.000		0.113	-	-			0.115
12.000	0.000	0.000	0.000		1.30	-	-	0.000	0.000	0.000		1.47	-	-			0.000	0.000	0.000		0.071	-	15	0.000	0.000	0.000		0.212	-	-			0.120
12.500	0.000	0.000	0.000		0.907	-	-	0.000	0.000	0.000		1.12	-	-			0.000	0.000	0.000		0.173	-	-	0.000	0.000	0.000		0.361	-	-			0.125
13.000	0.000	0.000	0.000		0.584	-	-	0.000	0.000	0.000		0.823	-	-			0.000	0.000	0.000		0.350	-	-	0.000	0.000	0.000		0.565	-	-			0.130
13.500	0.000	0.000	0.000		0.344	-	15	0.000	0.000	0.000		0.586	-	-			0.000	0.000	0.000		0.609	-	5	0.000	0.000	0.000		0.827	-	-			0.135
14.000	0.000	0.000	0.000		0.187	-	15	0.000	0.000	0.000		0.403	-	-			0.000	0.000	0.000		0.953	-	25	0.000	0.000	0.000		1.14	-	-			0.140
14.500	0.165	0.165	0.165	0.165	0.165	15	15	0.000	0.000	0.000		0.267	-	-			0.000	0.000	0.000		1.36	-	15	0.000	0.000	0.000		1.51	-	-			0.145
15.000	0.000	0.000	0.000		0.041	-	30	0.000	0.000	0.000		0.172	-	-			0.000	0.000	0.000		1.81	-	-	0.000	0.000	0.000		1.92	-	-			0.150
15.500	0.000	0.000	0.000		0.017	-	-	0.000	0.000	0.000		0.106	-	-			0.000	0.000	0.000		2.29	-	-	0.000	0.000	0.000		2.35	-	-			0.155
16.000	0.000	0.000	0.000		0.006	-	-	0.000	0.000	0.000		0.063	-	-			0.000	0.000	0.000		2.78	-	-	0.000	0.000	0.000		2.81	-	-			0.160
16.500	0.000	0.000	0.000		0.002	-	-	0.000	0.000	0.000		0.036	-	-			0.000	0.000	0.000		3.28	-	-	0.000	0.000	0.000		3.29	-	-			0.165
17.000	0.000	0.000	0.000		0.001	-	-	0.000	0.000	0.000		0.021	-	-			0.000	0.000	0.000		3.78	-	-	0.000	0.000	0.000		3.78	-	-			0.170
17.500	0.000	0.000	0.000		0.001	-	-	0.000	0.000	0.000		0.012	-	-			0.000	0.000	0.000		4.28	-	-	0.000	0.000	0.000		4.28	-	-			0.175
18.000	0.000	0.000	0.000		0.001	-	-	0.000	0.000	0.000		0.006	-	-			0.000	0.000	0.000		4.78	-	-	0.000	0.000	0.000		4.78	-	-			0.180
18.500	0.000	0.000	0.000		0.004	-	-	0.000	0.000	0.000		0.003	-	-			0.000	0.000	0.000		5.28	-	-	0.000	0.000	0.000		5.28	-	-			0.185
19.000	0.000	0.000	0.000		0.002	-	-	0.000	0.000	0.000		0.002	-	-			0.000	0.000	0.000		5.78	-	50	0.000	0.000	0.000		5.78	-	-			0.190
19.500	0.000	0.000	0.000		0.001	-	-	0.000	0.000	0.000		0.001	-	-			0.000	0.000	0.000		6.28	-	50	0.000	0.000	0.000		6.28	-	-			0.195
20.000	0.000	0.000	0.000		0.001	-	-	0.000	0.000	0.000		0.001	-	-			0.000	0.000	0.000		6.78	-	-	0.000	0.000	0.000		6.78	-	-			0.200
21.000	0.000	0.000	0.000		0.001	-	-	0.000	0.000	0.000		0.001	-	-			0.000	0.000	0.000		7.78	-	-	0.000	0.000	0.000		7.78	-	-			0.210
22.000	0.000	0.000	0.000		0.001	-	-	0.000	0.000	0.000		0.001	-	-			0.000	0.000	0.000		8.78	-	-	0.000	0.000	0.000		8.78	-	-			0.220
23.000	0.000	0.000	0.000		0.001	-	-	0.000	0.000	0.000		0.001	-	-			0.000	0.000	0.000		9.78	-	-	0.000	0.000	0.000		9.78	-	-			0.230
24.000						-	-	0.000	0.000	0.000		0.001	-	-								-	-	0.000	0.000	0.000		10.78	-	-			0.240
25.000						-	-	0.000	0.000	0.000		0.002	-	-								-	-	0.000	0.000	0.000		11.78	-	-			0.250
26.000						-	-	0.000	0.000	0.000		0.001	-	-								-	-	0.000	0.000	0.000		12.78	-	-			0.260
27.000						-	-	0.000	0.000	0.000		0.001	-	-								-	-	0.000	0.000	0.000		13.78	-	-			0.270
28.000						-	-	0.000	0.000	0.000		0.001	-	-								-	-	0.000	0.000	0.000		14.78	-	-			0.280
29.000						-	-	0.000	0.000	0.000		0.001	-	-								-	-	0.000	0.000	0.000		15.78	-	-			0.290
30.000						-	-	0.000	0.000	0.000		0.001	-	-								-	-	0.000	0.000	0.000		16.78	-	-			0.300

Allwyn AG (CR)

(Contract Size: 100 Securities, Exercise Style: American, Physical Delivery)

	Call Options														Put Options																					
	May 2026						June 2026						Other Months		May 2026						June 2026						Other Months									
Exercise Price	Open price	Price max	Price min	Last price	Closing price	Volume	Open Interest	Open price	Price max	Price min	Last price	Closing price	Volume	Open Interest	Volume	Open Interest	Open price	Price max	Price min	Last price	Closing price	Volume	Open Interest	Open price	Price max	Price min	Last price	Closing price	Volume	Open Interest	Volume	Open Interest	Exercise Price			
Totals:						15	75							0	0	0	0							15	160							0	0	0	0	
Number of Trades:						1								0		0								0.00								0		0		

ALPHA BANK (CR)

(Contract Size: 100 Securities, Exercise Style: American, Physical Delivery)

Call Options																Put Options																	
Exercise Price	May 2026						June 2026						Other Months		May 2026						June 2026						Other Months		Exercise Price				
	Open price	Price max	Price min	Last price	Closing price	Volume	Open Interest	Open price	Price max	Price min	Last price	Closing price	Volume	Open Interest	Volume	Open Interest	Open price	Price max	Price min	Last price	Closing price	Volume	Open Interest	Open price	Price max	Price min	Last price	Closing price		Volume	Open Interest	Volume	Open Interest
2.000	0.000	0.000	0.000		1.58	-	-	0.000	0.000	0.000		1.59	-	-			0.000	0.000	0.000		0.001	-	-	0.000	0.000	0.000		0.001	-	-			0.020
2.100	0.000	0.000	0.000		1.48	-	-	0.000	0.000	0.000		1.49	-	-			0.000	0.000	0.000		0.001	-	-	0.000	0.000	0.000		0.001	-	-			0.021
2.200	0.000	0.000	0.000		1.38	-	-	0.000	0.000	0.000		1.39	-	-			0.000	0.000	0.000		0.001	-	-	0.000	0.000	0.000		0.001	-	-			0.022
2.300	0.000	0.000	0.000		1.28	-	-	0.000	0.000	0.000		1.29	-	-			0.000	0.000	0.000		0.001	-	-	0.000	0.000	0.000		0.001	-	-			0.023
2.400	0.000	0.000	0.000		1.18	-	-	0.000	0.000	0.000		1.19	-	-			0.000	0.000	0.000		0.001	-	-	0.000	0.000	0.000		0.002	-	-			0.024
2.500	0.000	0.000	0.000		1.08	-	-	0.000	0.000	0.000		1.09	-	-			0.000	0.000	0.000		0.002	-	-	0.000	0.000	0.000		0.004	-	-			0.025
2.600	0.000	0.000	0.000		0.983	-	-	0.000	0.000	0.000		0.996	-	-			0.000	0.000	0.000		0.004	-	-	0.000	0.000	0.000		0.008	-	-			0.026
2.700	0.000	0.000	0.000		0.884	-	-	0.000	0.000	0.000		0.902	-	-			0.000	0.000	0.000		0.001	-	-	0.000	0.000	0.000		0.014	-	-			0.027
2.800	0.000	0.000	0.000		0.785	-	-	0.000	0.000	0.000		0.810	-	-			0.000	0.000	0.000		0.002	-	-	0.000	0.000	0.000		0.022	-	-			0.028
2.900	0.000	0.000	0.000		0.688	-	-	0.000	0.000	0.000		0.722	-	-			0.000	0.000	0.000		0.004	-	-	0.000	0.000	0.000		0.033	-	-			0.029
3.000	0.000	0.000	0.000		0.593	-	-	0.000	0.000	0.000		0.639	-	-			0.000	0.000	0.000		0.009	-	-	0.000	0.000	0.000		0.050	-	-			0.030
3.100	0.000	0.000	0.000		0.502	-	4	0.000	0.000	0.000		0.559	-	-			0.000	0.000	0.000		0.018	-	-	0.000	0.000	0.000		0.070	-	-			0.031
3.200	0.000	0.000	0.000		0.416	-	-	0.000	0.000	0.000		0.486	-	-			0.000	0.000	0.000		0.032	-	-	0.000	0.000	0.000		0.096	-	-			0.032
3.300	0.000	0.000	0.000		0.338	-	15	0.000	0.000	0.000		0.419	-	-			0.000	0.000	0.000		0.054	-	-	0.000	0.000	0.000		0.129	-	-			0.033
3.400	0.000	0.000	0.000		0.267	-	-	0.000	0.000	0.000		0.356	-	-			0.000	0.000	0.000		0.083	-	-	0.000	0.000	0.000		0.165	-	-			0.034
3.500	0.000	0.000	0.000		0.206	-	-	0.000	0.000	0.000		0.303	-	-			0.000	0.000	0.000		0.122	-	-	0.000	0.000	0.000		0.212	-	-			0.035
3.600	0.000	0.000	0.000		0.155	-	-	0.000	0.000	0.000		0.252	-	-			0.000	0.000	0.000		0.171	-	-	0.000	0.000	0.000		0.262	-	-			0.036
3.700	0.000	0.000	0.000		0.113	-	-	0.000	0.000	0.000		0.211	-	-			0.000	0.000	0.000		0.229	-	-	0.000	0.000	0.000		0.320	-	-			0.037
3.800	0.000	0.000	0.000		0.081	-	-	0.000	0.000	0.000		0.173	-	-			0.000	0.000	0.000		0.297	-	-	0.000	0.000	0.000		0.383	-	-			0.038
3.900	0.000	0.000	0.000		0.057	-	-	0.000	0.000	0.000		0.142	-	-			0.000	0.000	0.000		0.373	-	-	0.000	0.000	0.000		0.452	-	-			0.039
4.000	0.000	0.000	0.000		0.038	-	10	0.000	0.000	0.000		0.115	-	10			0.000	0.000	0.000		0.455	-	-	0.000	0.000	0.000		0.524	-	-			0.040
4.250	0.000	0.000	0.000		0.013	-	-	0.000	0.000	0.000		0.066	-	-			0.000	0.000	0.000		0.680	-	-	0.000	0.000	0.000		0.726	-	-			0.043
4.400						-	-	0.000	0.000	0.000		0.045	-	-								-	-	0.000	0.000	0.000		0.856	-	-			0.044
4.500	0.000	0.000	0.000		0.004	-	-	0.000	0.000	0.000		0.036	-	-			0.000	0.000	0.000		0.921	-	-	0.000	0.000	0.000		0.947	-	-			0.045
4.750	0.000	0.000	0.000		0.001	-	-	0.000	0.000	0.000		0.019	-	-			0.000	0.000	0.000		1.17	-	-	0.000	0.000	0.000		1.18	-	-			0.048
4.800						-	-	0.000	0.000	0.000		0.017	-	-								-	-	0.000	0.000	0.000		1.23	-	-			0.048
5.000	0.000	0.000	0.000		0.001	-	-	0.000	0.000	0.000		0.010	-	-			0.000	0.000	0.000		1.42	-	-	0.000	0.000	0.000		1.42	-	-			0.050
5.250	0.000	0.000	0.000		0.002	-	-	0.000	0.000	0.000		0.005	-	-			0.000	0.000	0.000		1.67	-	-	0.000	0.000	0.000		1.67	-	-			0.053
5.500	0.000	0.000	0.000		0.001	-	-	0.000	0.000	0.000		0.002	-	-			0.000	0.000	0.000		1.92	-	-	0.000	0.000	0.000		1.92	-	-			0.055
5.750	0.000	0.000	0.000		0.001	-	-	0.000	0.000	0.000		0.001	-	-			0.000	0.000	0.000		2.17	-	-	0.000	0.000	0.000		2.17	-	-			0.058
6.000	0.000	0.000	0.000		0.001	-	-	0.000	0.000	0.000		0.001	-	-			0.000	0.000	0.000		2.42	-	-	0.000	0.000	0.000		2.42	-	-			0.060
6.250	0.000	0.000	0.000		0.001	-	-	0.000	0.000	0.000		0.001	-	-			0.000	0.000	0.000		2.67	-	-	0.000	0.000	0.000		2.67	-	-			0.063
6.500						-	-	0.000	0.000	0.000		0.001	-	-								-	-	0.000	0.000	0.000		2.92	-	-			0.065
6.750						-	-	0.000	0.000	0.000		0.001	-	-								-	-	0.000	0.000	0.000		3.17	-	-			0.068
7.000						-	-	0.000	0.000	0.000		0.001	-	-								-	-	0.000	0.000	0.000		3.42	-	-			0.070

ALPHA BANK (CR)

(Contract Size: 100 Securities, Exercise Style: American, Physical Delivery)

	Call Options														Put Options																				
	May 2026						June 2026						Other Months		May 2026						June 2026						Other Months								
Exercise Price	Open price	Price max	Price min	Last price	Closing price	Volume	Open Interest	Open price	Price max	Price min	Last price	Closing price	Volume	Open Interest	Volume	Open Interest	Open price	Price max	Price min	Last price	Closing price	Volume	Open Interest	Open price	Price max	Price min	Last price	Closing price	Volume	Open Interest	Volume	Open Interest	Exercise Price		
Totals:						0	29						0	10	0	0						0	0						0	0	0	0	0	0	
Number of Trades:							0						0			0						0.00						0			0		0		

NATIONAL BANK (CR)

(Contract Size: 100 Securities, Exercise Style: American, Physical Delivery)

Exercise Price	Call Options														Volume	Open Interest	Put Options														Exercise Price				
	May 2026						June 2026						Other Months				May 2026						June 2026						Other Months						
	Open price	Price max	Price min	Last price	Closing price	Volume	Open Interest	Open price	Price max	Price min	Last price	Closing price	Volume	Open Interest			Open price	Price max	Price min	Last price	Closing price	Volume	Open Interest	Open price	Price max	Price min	Last price	Closing price	Volume	Open Interest		Volume	Open Interest		
8.250						-	-	0.000	0.000	0.000		5.95	-	-																	0.083				
8.400						-	-	0.000	0.000	0.000		5.80	-	-																	0.084				
8.500						-	-	0.000	0.000	0.000		5.70	-	-																	0.085				
8.750	0.000	0.000	0.000		5.43	-	-	0.000	0.000	0.000		5.45	-	-			0.000	0.000	0.000	0.001	-	-			0.000	0.000	0.000	0.002	-	-	0.088				
8.800						-	-	0.000	0.000	0.000		5.40	-	-																	0.088				
9.000	0.000	0.000	0.000		5.18	-	-	0.000	0.000	0.000		5.20	-	-			0.000	0.000	0.000	0.001	-	-			0.000	0.000	0.000	0.003	-	-	0.090				
9.200						-	-	0.000	0.000	0.000		5.00	-	-																	0.092				
9.250	0.000	0.000	0.000		4.93	-	-	0.000	0.000	0.000		4.95	-	-			0.000	0.000	0.000	0.002	-	-			0.000	0.000	0.000	0.005	-	-	0.093				
9.500	0.000	0.000	0.000		4.68	-	-	0.000	0.000	0.000		4.71	-	-			0.000	0.000	0.000	0.001	-	-			0.000	0.000	0.000	0.007	-	-	0.095				
9.600						-	-	0.000	0.000	0.000		4.61	-	-																	0.096				
9.750	0.000	0.000	0.000		4.43	-	-	0.000	0.000	0.000		4.46	-	-			0.000	0.000	0.000	0.001	-	-			0.000	0.000	0.000	0.012	-	-	0.098				
10.000	0.000	0.000	0.000		4.18	-	-	0.000	0.000	0.000		4.22	-	-			0.000	0.000	0.000	0.001	-	-			0.000	0.000	0.000	0.017	-	-	0.100				
10.500	0.000	0.000	0.000		3.68	-	-	0.000	0.000	0.000		3.74	-	-			0.000	0.000	0.000	0.001	-	-			0.000	0.000	0.000	0.036	-	-	0.105				
11.000	0.000	0.000	0.000		3.19	-	-	0.000	0.000	0.000		3.27	-	-			0.000	0.000	0.000	0.004	-	-			0.000	0.000	0.000	0.069	-	-	0.110				
11.500	0.000	0.000	0.000		2.70	-	-	0.000	0.000	0.000		2.83	-	-			0.000	0.000	0.000	0.013	-	-			0.000	0.000	0.000	0.125	-	-	0.115				
12.000	0.000	0.000	0.000		2.22	-	-	0.000	0.000	0.000		2.41	-	-			0.000	0.000	0.000	0.037	-	-			0.000	0.000	0.000	0.207	-	-	0.120				
12.500	0.000	0.000	0.000		1.77	-	-	0.000	0.000	0.000		2.03	-	-			0.000	0.000	0.000	0.085	-	-			0.000	0.000	0.000	0.321	-	-	0.125				
13.000	0.000	0.000	0.000		1.36	-	-	0.000	0.000	0.000		1.68	-	-			0.000	0.000	0.000	0.175	-	-			0.000	0.000	0.000	0.470	-	-	0.130				
13.500	0.000	0.000	0.000		1.00	-	30	0.000	0.000	0.000		1.36	-	-			0.000	0.000	0.000	0.318	-	-			0.000	0.000	0.000	0.653	-	-	0.135				
14.000	0.000	0.000	0.000		0.708	-	-	0.000	0.000	0.000		1.10	-	-			0.000	0.000	0.000	0.522	-	15			0.000	0.000	0.000	0.889	-	-	0.140				
14.500	0.000	0.000	0.000		0.476	-	-	0.000	0.000	0.000		0.874	-	-			0.000	0.000	0.000	0.790	-	-			0.000	0.000	0.000	1.16	-	-	0.145				
15.000	0.000	0.000	0.000		0.304	-	5	0.000	0.000	0.000		0.677	-	15			0.000	0.000	0.000	1.12	-	-			0.000	0.000	0.000	1.47	-	-	0.150				
15.500	0.000	0.000	0.000		0.185	-	15	0.000	0.000	0.000		0.523	-	-			0.000	0.000	0.000	1.50	-	-			0.000	0.000	0.000	1.81	-	-	0.155				
16.000	0.000	0.000	0.000		0.107	-	-	0.000	0.000	0.000		0.400	-	-			0.000	0.000	0.000	1.92	-	-			0.000	0.000	0.000	2.19	-	-	0.160				
16.500	0.000	0.000	0.000		0.059	-	-	0.000	0.000	0.000		0.294	-	-			0.000	0.000	0.000	2.38	-	-			0.000	0.000	0.000	2.58	-	-	0.165				
17.000	0.000	0.000	0.000		0.032	-	-	0.000	0.000	0.000		0.222	-	-			0.000	0.000	0.000	2.85	-	-			0.000	0.000	0.000	3.01	-	-	0.170				
17.500	0.000	0.000	0.000		0.016	-	-	0.000	0.000	0.000		0.161	-	-			0.000	0.000	0.000	3.34	-	-			0.000	0.000	0.000	3.45	-	-	0.175				
18.000	0.000	0.000	0.000		0.008	-	-	0.000	0.000	0.000		0.117	-	-			0.000	0.000	0.000	3.83	-	-			0.000	0.000	0.000	3.91	-	-	0.180				
18.500	0.000	0.000	0.000		0.004	-	-	0.000	0.000	0.000		0.084	-	-			0.000	0.000	0.000	4.33	-	-			0.000	0.000	0.000	4.38	-	-	0.185				
19.000	0.000	0.000	0.000		0.002	-	-	0.000	0.000	0.000		0.058	-	-			0.000	0.000	0.000	4.83	-	-			0.000	0.000	0.000	4.86	-	-	0.190				
19.500	0.000	0.000	0.000		0.001	-	-	0.000	0.000	0.000		0.042	-	-			0.000	0.000	0.000	5.33	-	-			0.000	0.000	0.000	5.34	-	-	0.195				
20.000	0.000	0.000	0.000		0.001	-	-	0.000	0.000	0.000		0.028	-	-			0.000	0.000	0.000	5.83	-	-			0.000	0.000	0.000	5.84	-	-	0.200				
21.000						-	-	0.000	0.000	0.000		0.013	-	-																	0.210				
22.000						-	-	0.000	0.000	0.000		0.006	-	-																	0.220				
Totals:						0	50							0	15	0	0							0	15							0	279	0	0
Number of Trades:						0							0							0							0							0	

OTE (CR)

(Contract Size: 100 Securities, Exercise Style: American, Physical Delivery)

Call Options														Put Options																			
May 2026							June 2026							Other Months		May 2026							June 2026							Other Months		Exercise Price	
Open price	Price max	Price min	Last price	Closing price	Volume	Open Interest	Open price	Price max	Price min	Last price	Closing price	Volume	Open Interest	Volume	Open Interest	Open price	Price max	Price min	Last price	Closing price	Volume	Open Interest	Open price	Price max	Price min	Last price	Closing price	Volume	Open Interest	Volume	Open Interest		
10.000					-	-	0.000	0.000	0.000		8.33	-	-			0.000	0.000	0.000		0.001	-	-	0.000	0.000	0.000		0.001	-	-			0.100	
10.500					-	-	0.000	0.000	0.000		7.83	-	-			0.000	0.000	0.000		0.001	-	-	0.000	0.000	0.000		0.001	-	-			0.105	
11.000	0.000	0.000	0.000		7.31	-	-	0.000	0.000	0.000		7.33	-	-		0.000	0.000	0.000		0.001	-	-	0.000	0.000	0.000		0.001	-	-			0.110	
11.500	0.000	0.000	0.000		6.81	-	-	0.000	0.000	0.000		6.84	-	-		0.000	0.000	0.000		0.001	-	-	0.000	0.000	0.000		0.001	-	-			0.115	
12.000	0.000	0.000	0.000		6.31	-	-	0.000	0.000	0.000		6.34	-	-		0.000	0.000	0.000		0.001	-	-	0.000	0.000	0.000		0.002	-	-			0.120	
12.500	0.000	0.000	0.000		5.81	-	-	0.000	0.000	0.000		5.84	-	-		0.000	0.000	0.000		0.002	-	-	0.000	0.000	0.000		0.001	-	-			0.125	
13.000	0.000	0.000	0.000		5.32	-	-	0.000	0.000	0.000		5.34	-	-		0.000	0.000	0.000		0.001	-	-	0.000	0.000	0.000		0.001	-	-			0.130	
13.500	0.000	0.000	0.000		4.82	-	-	0.000	0.000	0.000		4.84	-	-		0.000	0.000	0.000		0.001	-	-	0.000	0.000	0.000		0.001	-	-			0.135	
14.000	0.000	0.000	0.000		4.32	-	-	0.000	0.000	0.000		4.35	-	-		0.000	0.000	0.000		0.001	-	-	0.000	0.000	0.000		0.002	-	-			0.140	
14.500	0.000	0.000	0.000		3.82	-	-	0.000	0.000	0.000		3.85	-	-		0.000	0.000	0.000		0.001	-	-	0.000	0.000	0.000		0.005	-	-			0.145	
15.000	0.000	0.000	0.000		3.32	-	-	0.000	0.000	0.000		3.36	-	-		0.000	0.000	0.000		0.001	-	-	0.000	0.000	0.000		0.014	-	-			0.150	
15.500	0.000	0.000	0.000		2.82	-	-	0.000	0.000	0.000		2.88	-	-		0.000	0.000	0.000		0.002	-	-	0.000	0.000	0.000		0.033	-	-			0.155	
16.000	0.000	0.000	0.000		2.33	-	-	0.000	0.000	0.000		2.42	-	-		0.000	0.000	0.000		0.008	-	30	0.000	0.000	0.000		0.071	-	-			0.160	
16.500	0.000	0.000	0.000		1.85	-	-	0.000	0.000	0.000		1.99	-	-		0.000	0.000	0.000		0.027	-	-	0.000	0.000	0.000		0.135	-	-			0.165	
17.000	0.000	0.000	0.000		1.39	-	-	0.000	0.000	0.000		1.59	-	-		0.000	0.000	0.000		0.072	-	46	0.000	0.000	0.000		0.234	-	-			0.170	
17.500	0.000	0.000	0.000		0.989	-	-	0.000	0.000	0.000		1.23	-	-		0.000	0.000	0.000		0.169	-	30	0.340	0.340	0.322	0.322	0.322	17	0			0.175	
18.000	0.000	0.000	0.000		0.652	-	-	0.000	0.000	0.000		0.928	-	-		0.000	0.000	0.000		0.332	-	-	0.000	0.000	0.000		0.575	-	-			0.180	
18.500	0.000	0.000	0.000		0.399	-	-	0.000	0.000	0.000		0.677	-	-		0.000	0.000	0.000		0.579	-	-	0.000	0.000	0.000		0.825	-	-			0.185	
19.000	0.000	0.000	0.000		0.220	-	-	0.000	0.000	0.000		0.478	-	-		0.000	0.000	0.000		0.901	-	-	0.000	0.000	0.000		1.13	-	-			0.190	
19.500	0.000	0.000	0.000		0.114	-	-	0.000	0.000	0.000		0.325	-	-		0.000	0.000	0.000		1.30	-	-	0.000	0.000	0.000		1.48	-	-			0.195	
20.000	0.000	0.000	0.000		0.053	-	-	0.000	0.000	0.000		0.213	-	-		0.000	0.000	0.000		1.74	-	-	0.000	0.000	0.000		1.87	-	-			0.200	
21.000	0.000	0.000	0.000		0.009	-	-	0.000	0.000	0.000		0.085	-	-		0.000	0.000	0.000		2.70	-	-	0.000	0.000	0.000		2.75	-	-			0.210	
22.000	0.000	0.000	0.000		0.001	-	-	0.000	0.000	0.000		0.030	-	-		0.000	0.000	0.000		3.70	-	-	0.000	0.000	0.000		3.70	-	-			0.220	
23.000	0.000	0.000	0.000		0.001	-	-	0.000	0.000	0.000		0.009	-	-		0.000	0.000	0.000		4.70	-	-	0.000	0.000	0.000		4.70	-	-			0.230	
24.000	0.000	0.000	0.000		0.001	-	-	0.000	0.000	0.000		0.003	-	-		0.000	0.000	0.000		5.70	-	-	0.000	0.000	0.000		5.70	-	-			0.240	
25.000	0.000	0.000	0.000		0.001	-	-	0.000	0.000	0.000		0.001	-	-		0.000	0.000	0.000		6.70	-	-	0.000	0.000	0.000		6.70	-	-			0.250	
26.000	0.000	0.000	0.000		0.001	-	-	0.000	0.000	0.000		0.001	-	-		0.000	0.000	0.000		7.70	-	-	0.000	0.000	0.000		7.70	-	-			0.260	
27.000	0.000	0.000	0.000		0.001	-	-	0.000	0.000	0.000		0.001	-	-		0.000	0.000	0.000		8.70	-	-	0.000	0.000	0.000		8.70	-	-			0.270	
Totals:					0	0						0	0	0	0					0	106					17	30	0	0				
Number of Trades:					0							0		0						0.00						2		0					

PIRAEUS BANK (CR)

(Contract Size: 100 Securities, Exercise Style: American, Physical Delivery)

Exercise Price	Call Options														Put Options																	
	May 2026						June 2026						Other Months		May 2026						June 2026						Other Months		Exercise Price			
	Open price	Price max	Price min	Last price	Closing price	Volume	Open Interest	Open price	Price max	Price min	Last price	Closing price	Volume	Open Interest	Volume	Open Interest	Open price	Price max	Price min	Last price	Closing price	Volume	Open Interest	Open price	Price max	Price min	Last price	Closing price		Volume	Open Interest	Volume
4.250	0.000	0.000	0.000	4.03	-	-	0.000	0.000	0.000	4.04	-	-				0.000	0.000	0.000	0.001	-	-			0.000	0.000	0.000	0.001	-		-		
4.500	0.000	0.000	0.000	3.79	-	-	0.000	0.000	0.000	3.79	-	-				0.000	0.000	0.000	0.001	-	-			0.000	0.000	0.000	0.001	-	-			0.045
4.750	0.000	0.000	0.000	3.54	-	-	0.000	0.000	0.000	3.55	-	-				0.000	0.000	0.000	0.001	-	-			0.000	0.000	0.000	0.001	-	-			0.048
5.000	0.000	0.000	0.000	3.29	-	-	0.000	0.000	0.000	3.30	-	-				0.000	0.000	0.000	0.001	-	-			0.000	0.000	0.000	0.001	-	-			0.050
5.250	0.000	0.000	0.000	3.04	-	-	0.000	0.000	0.000	3.05	-	-				0.000	0.000	0.000	0.002	-	-			0.000	0.000	0.000	0.002	-	-			0.053
5.500	0.000	0.000	0.000	2.79	-	-	0.000	0.000	0.000	2.80	-	-				0.000	0.000	0.000	0.001	-	-			0.000	0.000	0.000	0.005	-	-			0.055
5.750	0.000	0.000	0.000	2.54	-	-	0.000	0.000	0.000	2.56	-	-				0.000	0.000	0.000	0.001	-	-			0.000	0.000	0.000	0.010	-	-			0.058
6.000	0.000	0.000	0.000	2.29	-	-	0.000	0.000	0.000	2.32	-	-				0.000	0.000	0.000	0.001	-	-			0.000	0.000	0.000	0.020	-	-			0.060
6.250	0.000	0.000	0.000	2.04	-	-	0.000	0.000	0.000	2.08	-	-				0.000	0.000	0.000	0.002	-	-			0.000	0.000	0.000	0.035	-	-			0.063
6.500	0.000	0.000	0.000	1.79	-	-	0.000	0.000	0.000	1.86	-	-				0.000	0.000	0.000	0.006	-	-			0.000	0.000	0.000	0.058	-	-			0.065
6.750	0.000	0.000	0.000	1.55	-	-	0.000	0.000	0.000	1.64	-	-				0.000	0.000	0.000	0.015	-	-			0.000	0.000	0.000	0.088	-	-			0.068
7.000	0.000	0.000	0.000	1.32	-	-	0.000	0.000	0.000	1.43	-	-				0.000	0.000	0.000	0.031	-	-			0.000	0.000	0.000	0.133	-	-			0.070
7.250	0.000	0.000	0.000	1.10	-	-	0.000	0.000	0.000	1.24	-	-				0.000	0.000	0.000	0.059	-	-			0.000	0.000	0.000	0.192	-	-			0.073
7.500	0.000	0.000	0.000	0.893	-	-	0.000	0.000	0.000	1.06	-	-				0.000	0.000	0.000	0.104	-	-			0.000	0.000	0.000	0.262	-	-			0.075
7.750	0.000	0.000	0.000	0.708	-	-	0.000	0.000	0.000	0.906	-	-				0.000	0.000	0.000	0.169	-	-			0.000	0.000	0.000	0.353	-	-			0.078
8.000	0.000	0.000	0.000	0.546	-	-	0.000	0.000	0.000	0.763	-	-				0.000	0.000	0.000	0.257	-	-			0.000	0.000	0.000	0.459	-	-			0.080
8.250	0.000	0.000	0.000	0.412	-	-	0.000	0.000	0.000	0.632	-	-				0.000	0.000	0.000	0.373	-	2			0.000	0.000	0.000	0.578	-	-			0.083
8.500	0.000	0.000	0.000	0.303	-	-	0.000	0.000	0.000	0.525	-	-				0.000	0.000	0.000	0.513	-	-			0.000	0.000	0.000	0.721	-	-			0.085
8.750	0.000	0.000	0.000	0.216	-	-	0.000	0.000	0.000	0.425	-	-				0.000	0.000	0.000	0.677	-	-			0.000	0.000	0.000	0.871	-	-			0.088
9.000	0.000	0.000	0.000	0.150	-	-	0.000	0.000	0.000	0.348	-	-				0.000	0.000	0.000	0.861	-	-			0.000	0.000	0.000	1.04	-	-			0.090
9.250	0.000	0.000	0.000	0.101	-	-	0.000	0.000	0.000	0.277	-	-				0.000	0.000	0.000	1.06	-	-			0.000	0.000	0.000	1.22	-	-			0.093
9.500	0.000	0.000	0.000	0.065	-	-	0.000	0.000	0.000	0.223	-	-				0.000	0.000	0.000	1.28	-	-			0.000	0.000	0.000	1.42	-	-			0.095
9.750	0.000	0.000	0.000	0.042	-	-	0.000	0.000	0.000	0.174	-	-				0.000	0.000	0.000	1.50	-	-			0.000	0.000	0.000	1.62	-	-			0.098
10.000	0.000	0.000	0.000	0.027	-	-	0.000	0.000	0.000	0.138	-	-				0.000	0.000	0.000	1.74	-	-			0.000	0.000	0.000	1.83	-	-			0.100
10.500	0.000	0.000	0.000	0.009	-	-	0.000	0.000	0.000	0.083	-	-				0.000	0.000	0.000	2.22	-	-			0.000	0.000	0.000	2.28	-	-			0.105
11.000	0.000	0.000	0.000	0.003	-	-	0.000	0.000	0.000	0.048	-	-				0.000	0.000	0.000	2.72	-	-			0.000	0.000	0.000	2.75	-	-			0.110
11.500	0.000	0.000	0.000	0.001	-	-	0.000	0.000	0.000	0.027	-	-				0.000	0.000	0.000	3.22	-	-			0.000	0.000	0.000	3.23	-	-			0.115
12.000	0.000	0.000	0.000	0.001	-	-	0.000	0.000	0.000	0.015	-	-				0.000	0.000	0.000	3.72	-	-			0.000	0.000	0.000	3.72	-	-			0.120
12.500	0.000	0.000	0.000	0.001	-	-	0.000	0.000	0.000	0.008	-	-				0.000	0.000	0.000	4.22	-	-			0.000	0.000	0.000	4.22	-	-			0.125
13.000					-	-	0.000	0.000	0.000	0.004	-	-								-	-			0.000	0.000	0.000	4.72	-	-			0.130
Totals:					0	0					0	0	0	0					0	2						0	0	0	0			
Number of Trades:					0						0		0							0.00							0		0			

PPC (CR)

(Contract Size: 100 Securities, Exercise Style: American, Physical Delivery)

Call Options																Put Options																
May 2026								June 2026								Other Months		May 2026						June 2026						Other Months		Exercise Price
Open price	Price max	Price min	Last price	Closing price	Volume	Open Interest	Open price	Price max	Price min	Last price	Closing price	Volume	Open Interest	Volume	Open Interest	Open price	Price max	Price min	Last price	Closing price	Volume	Open Interest	Open price	Price max	Price min	Last price	Closing price	Volume	Open Interest	Volume	Open Interest	
9.200					-	-	0.000	0.000	0.000		8.93	-	-			-	-	0.000	0.000	0.000		0.001	-	-							0.092	
9.500					-	-	0.000	0.000	0.000		8.63	-	-			-	-	0.000	0.000	0.000		0.001	-	-							0.095	
9.600					-	-	0.000	0.000	0.000		8.53	-	-			-	-	0.000	0.000	0.000		0.001	-	-							0.096	
9.750					-	-	0.000	0.000	0.000		8.38	-	-			-	-	0.000	0.000	0.000		0.001	-	-							0.098	
10.000					-	-	0.000	0.000	0.000		8.13	-	-			-	-	0.000	0.000	0.000		0.001	-	-							0.100	
10.500					-	-	0.000	0.000	0.000		7.63	-	-			-	-	0.000	0.000	0.000		0.001	-	-							0.105	
11.000					-	-	0.000	0.000	0.000		7.13	-	-			-	-	0.000	0.000	0.000		0.001	-	-							0.110	
11.500					-	-	0.000	0.000	0.000		6.64	-	-			-	-	0.000	0.000	0.000		0.001	-	-							0.115	
12.000	0.000	0.000	0.000		6.11	-	-	0.000	0.000	0.000		6.14	-	-			0.000	0.000	0.000		0.001	-	-								0.120	
12.500	0.000	0.000	0.000		5.61	-	-	0.000	0.000	0.000		5.64	-	-			0.000	0.000	0.000		0.001	-	-								0.125	
13.000	0.000	0.000	0.000		5.12	-	-	0.000	0.000	0.000		5.14	-	-			0.000	0.000	0.000		0.001	-	-								0.130	
13.500	0.000	0.000	0.000		4.62	-	-	0.000	0.000	0.000		4.65	-	-			0.000	0.000	0.000		0.001	-	-								0.135	
14.000	0.000	0.000	0.000		4.12	-	-	0.000	0.000	0.000		4.15	-	-			0.000	0.000	0.000		0.002	-	-								0.140	
14.500	0.000	0.000	0.000		3.62	-	-	0.000	0.000	0.000		3.67	-	-			0.000	0.000	0.000		0.001	-	-								0.145	
15.000	0.000	0.000	0.000		3.12	-	-	0.000	0.000	0.000		3.19	-	-			0.000	0.000	0.000		0.002	-	-								0.150	
15.500	0.000	0.000	0.000		2.63	-	-	0.000	0.000	0.000		2.74	-	-			0.000	0.000	0.000		0.007	-	-								0.155	
16.000	0.000	0.000	0.000		2.14	-	-	0.000	0.000	0.000		2.30	-	-			0.000	0.000	0.000		0.023	-	-								0.160	
16.500	0.000	0.000	0.000		1.68	-	-	0.000	0.000	0.000		1.90	-	-			0.000	0.000	0.000		0.062	-	-								0.165	
17.000	0.000	0.000	0.000		1.26	-	-	0.000	0.000	0.000		1.53	-	-			0.000	0.000	0.000		0.136	-	10								0.170	
17.500	0.000	0.000	0.000		0.893	-	-	0.000	0.000	0.000		1.21	-	-			0.000	0.000	0.000		0.273	-	10								0.175	
18.000	0.000	0.000	0.000		0.594	-	13	0.000	0.000	0.000		0.939	-	-			0.000	0.000	0.000		0.474	-	-								0.180	
18.500	0.000	0.000	0.000		0.368	-	5	0.000	0.000	0.000		0.713	-	-			0.000	0.000	0.000		0.748	-	-								0.185	
19.000	0.230	0.230	0.230	0.230	0.230	2	2	0.000	0.000	0.000		0.528	-	-			0.000	0.000	0.000		1.10	-	-								0.190	
19.500	0.000	0.000	0.000		0.117	-	10	0.000	0.000	0.000		0.380	-	-			0.000	0.000	0.000		1.50	-	45								0.195	
20.000	0.000	0.000	0.000		0.058	-	15	0.000	0.000	0.000		0.265	-	-			0.000	0.000	0.000		1.94	-	15								0.200	
21.000	0.000	0.000	0.000		0.012	-	-	0.000	0.000	0.000		0.126	-	-			0.000	0.000	0.000		2.90	-	-								0.210	
22.000	0.000	0.000	0.000		0.002	-	-	0.000	0.000	0.000		0.054	-	-			0.000	0.000	0.000		3.90	-	-								0.220	
23.000	0.000	0.000	0.000		0.002	-	-	0.000	0.000	0.000		0.021	-	-			0.000	0.000	0.000		4.90	-	-								0.230	
24.000	0.000	0.000	0.000		0.001	-	-	0.000	0.000	0.000		0.008	-	-			0.000	0.000	0.000		5.90	-	-								0.240	
25.000	0.000	0.000	0.000		0.004	-	-	0.000	0.000	0.000		0.003	-	-			0.000	0.000	0.000		6.90	-	-								0.250	
26.000	0.000	0.000	0.000		0.001	-	-	0.000	0.000	0.000		0.001	-	-			0.000	0.000	0.000		7.90	-	-								0.260	
27.000	0.000	0.000	0.000		0.001	-	-	0.000	0.000	0.000		0.001	-	-			0.000	0.000	0.000		8.90	-	-								0.270	
28.000	0.000	0.000	0.000		0.001	-	-	0.000	0.000	0.000		0.001	-	-			0.000	0.000	0.000		9.90	-	-								0.280	
29.000	0.000	0.000	0.000		0.001	-	-	0.000	0.000	0.000		0.001	-	-			0.000	0.000	0.000		10.90	-	-								0.290	
30.000	0.000	0.000	0.000		0.001	-	-	0.000	0.000	0.000		0.001	-	-			0.000	0.000	0.000		11.90	-	-								0.300	

PPC (CR)

(Contract Size: 100 Securities, Exercise Style: American, Physical Delivery)

	Call Options														Put Options																				
	May 2026						June 2026						Other Months		May 2026						June 2026						Other Months								
Exercise Price	Open price	Price max	Price min	Last price	Closing price	Volume	Open Interest	Open price	Price max	Price min	Last price	Closing price	Volume	Open Interest	Volume	Open Interest	Open price	Price max	Price min	Last price	Closing price	Volume	Open Interest	Open price	Price max	Price min	Last price	Closing price	Volume	Open Interest	Volume	Open Interest	Exercise Price		
Totals:						2	45						0	0	0	0						2	80						0	0	0	0			
Number of Trades:						1							0		0							0.00								0		0			

Lending Products	Underlying Title	Multilateral Transactions[1]					Bilateral Transactions[2]		Stock Borrowing through OTC (volume)[3]
		Open Interest[5]	Volume(Offered)	Average Weighted	Transactions volume	Average Weighted	Transactions Volume	Average Weighted	Transactions Volume
ADMIEBOR	ADMIE (IPTO) HOLDING S.A. (CR)	3,700	---	---	---	---	---	5,249,021	
AEGNBOR	AEGEAN AIRLINES (CR)	---	---	---	150,000	5.47%	---	767,637	
AKTRBOR	AKTOR S.A. HOLDING CO. (CR)	---	---	---	---	---	---	831,447	
ALWNBOR	Allwyn AG (CR)	---	---	---	---	---	---	12,747,264	
ALPHABOR	ALPHA BANK (CR)	8,000	---	---	---	---	---	187,111,869	
AETFBOR	ALPHA ETF FTSE Athex Large Cap	---	---	---	---	---	4,000	1.00%	2,000
AEMBOR	ALTER EGO MEDIA (CR)	---	---	---	---	---	---	---	
AIABOR	ATHENS INTL AIRPORT (CR)	---	---	---	---	---	---	477,719	
ACAGBOR	AUSTRIACARD (CB)	---	---	---	---	---	---	962	
OTOELBOR	AUTOHELLAS SA (CR)	---	---	---	---	---	---	57,282	
AVAXBOR	AVAX S.A. (CR)	---	---	---	---	---	---	430,729	
BYLOTBOR	BALLY'S INTRALOT (CR)	---	---	---	---	---	---	42,885,298	
BOCHGRBOR	BANK OF CYPRUS (CR)	---	---	---	---	---	---	519,281	
EEEBOR	CC HBC AG (CR)	500	---	---	---	---	---	100,283	
CENERBOR	CENERGY HOLDINGS (CB)	9,480	---	---	---	---	---	1,610,668	
CREDIABOR	CrediaBank (CR)	794	---	---	---	---	---	1,019,352	
DIMANDBOR	DIMAND (CR)	---	---	---	---	---	---	7,342	
ELLAKTORBOR	ELLAKTOR (CR)	44,518	---	---	---	---	---	161,680	
ELHABOR	ELVALHALCOR (CR)	---	---	---	---	---	---	357,307	
EUROBBOR	EUROBANK (CR)	45,000	---	---	---	---	---	92,056,465	
EXAEBOR	EURONEXT ATHENS (CR)	5,046	---	---	---	---	---	343,370	
EYDAPBOR	EYDAP S.A. (CR)	---	---	---	---	---	---	416,849	
FOYRKBOR	FOURLIS (CR)	2,500	---	---	---	---	---	106,122	
GEKTERNABOR	GEK TERNA (CR)	---	---	---	---	---	---	1,135,911	
SARBOR	GR. SARANTIS S.A. (CR)	2,737	---	---	---	---	---	199,195	
ELPEBOR	HELLENIQ ENERGY (CR)	---	---	---	---	---	---	709,722	
INTEKBOR	IDEAL HOLDINGS (CR)	---	---	---	---	---	---	63,652	
INTRKBOR	INTRACOM HOLDINGS (CR)	---	---	---	---	---	---	270,480	
BELABOR	JUMBO SA (CR)	---	---	---	---	---	---	849,152	
KRIBOR	KRI-KRI S.A. (CR)	2,999	---	---	---	---	---	---	
LAMDABOR	LAMDA DEVELOPMENT SA (CR)	---	---	---	---	---	---	248,560	

Stock Lending Notes

[1] - Multilateral contracts Lending or Borrowing as per Methods 8-1, 8-2 and 8-3-3 (According to ATHEX BoD Resolution No.17)

[2] - Bilateral Contracts Lending or Borrowing as per Methods 8-3-1 and 8-3-2 & Contracts as per Method 4 (According to ATHEX BoD Resolution No.20)

[3] - The information concerning OTC Stock Borrowing Transactions is based on the statements of the Dematerialised Securities System (DSS) operators involved and refers to volumes that have been registered up until the previous working day.

[4] - Average Price (Volume weighted)

[5] - The Data concerning Open Interest before the start of trading session

Lending Products	Underlying Title	Open Interest[5]	Multilateral Transactions[1]				Bilateral Transactions[2]		Stock Borrowing through OTC (volume)[3]
			Volume(Offered)	Average Weighted	Transactions volume	Average Weighted	Transactions Volume	Average Weighted	Transactions Volume
MTLNBOR	METLEN PLC (CR)	500	---	---	---	---	---	1,628,600	
MIGBOR	MIG (CR)	1,495	---	---	---	---	---	39,913	
MOHBOR	MOTOR OIL (CR)	1,500	---	---	---	---	---	733,382	
ETEBOR	NATIONAL BANK (CR)	396	---	---	---	---	---	23,171,131	
NOVALBOR	NOVAL PROPERTY REIC (CR)	---	---	---	---	---	---	---	
OPTIMABOR	OPTIMA BANK (CR)	---	---	---	---	---	---	4,773,984	
HTOBOR	OTE (CR)	2,000	---	---	---	---	---	3,798,319	
PPABOR	P.P.A. S.A. (CR)	---	---	---	---	---	---	89,321	
TPEIRBOR	PIRAEUS BANK (CR)	143,367	---	---	---	---	---	12,332,775	
PPCBOR	PPC (CR)	136,196	---	---	27,896	5.80%	---	10,081,391	
PROFBOR	PROFILE SA (CR)	---	---	---	---	---	---	64,526	
QLCOBOR	QUALCO GROUP (CR)	---	---	---	---	---	---	910,979	
QUESTBOR	QUEST HOLDINGS (CR)	3,991	---	---	---	---	---	50,229	
TITCBOR	TITAN (CB)	50	---	---	---	---	---	163,902	
OLTHBOR	TPA SA (CR)	---	---	---	---	---	---	750	
TRESTATESBOR	TRADE ESTATES REIC (CR)	---	---	---	---	---	---	---	
VIOBOR	VIOHALCO SA/IV (CB)	---	---	---	---	---	---	---	

Stock Lending Notes

[1] - Multilateral contracts Lending or Borrowing as per Methods 8-1, 8-2 and 8-3-3 (According to ATHEX BoD Resolution No.17)

[2] - Bilateral Contracts Lending or Borrowing as per Methods 8-3-1 and 8-3-2 & Contracts as per Method 4 (According to ATHEX BoD Resolution No.20)

[3] - The information concerning OTC Stock Borrowing Transactions is based on the statements of the Dematerialised Securities System (DSS) operators involved and refers to volumes that have been registered up until the previous working day.

[4] - Average Price (Volume weighted)

[5] - The Data concerning Open Interest before the start of trading session

Sectors codification for listed companies

12003 -	ETF	10101010	Computer Services
10101015	Software	10102030	Computer Hardware
15101010	Telecommunications Equipment	15102015	Telecommunications Services
20101010	Health Care Facilities	20102010	Medical Equipment
20103015	Pharmaceuticals	30101010	Banks
30202000	Diversified Financial Services	30202010	Asset Managers & Custodians
30202015	Investment Services	30204000	Closed End Investments
30302010	Full Line Insurance	30302015	Insurance Brokers
30302025	Property and Casualty Insurance	35101010	Real Estate Holding and Development
35101015	Real Estate Services	35102000	Diversified REITs
35102045	Retail REITs.	40202015	Household Furnishings
40202020	Household Appliance	40203040	Electronic Entertainment
40204020	Clothing & Accessories	40301010	Entertainment
40301030	Publishing	40301035	Radio & TV Broadcasters
40401010	Diversified Retailers	40401020	Apparel Retailers
40401025	Home Improvement Retailers	40401030	Specialty Retailers
40501010	Airlines	40501015	Travel & Tourism
40501020	Casinos & Gambling	40501025	Hotels & Motels
45101015	Distillers & Vintners	45101020	Soft Drinks
45102010	Farming Fishing Ranching & Plantations	45102020	Food Products
45103010	Tobacco	45201010	Food Retailers & Wholesalers
45201020	Personal Products	50101010	Construction
50101020	Building Roof/Wallboard and Plumbing	50101030	Cement
50101035	Building Materials: Other	50202010	Electrical Components
50203015	Plastics	50203030	Containers & Packaging
50204000	Machinery: Industrial	50204020	Machinery: Construction & Handling
50205010	Industrial Suppliers	50205020	Back Office Support HR & Consulting
50205030	Forms & Bulk Printing Services	50206015	Commercial Vehicles & Parts
50206030	Marine Transportation	50206060	Transportation Services
55101000	Diversified Materials	55101020	Textile Products
55102000	General Mining	55102010	Iron & Steel
55102015	Metal Fabricating	55102035	Aluminum
60101020	Oil Refining and Marketing	65101010	Alternative Electricity
65101015	Conventional Electricity	65102000	Multi-Utilities
65102030	Water		



Λεωφ.Αθηνών 110 | 104 42 Αθήνα
110 Athinon Ave | 104 42 Athens GR
T +30 210 3366 800
<https://athens.euronext.com/>

