

Euronext Athens

**Ημερήσιο Δελτίο Συναλλακτικής
Δραστηριότητας**

Daily Official List of Trading Activity

26



Disclaimer:

EURONEXT ATHENS HOLDING S.A. endeavours to ensure that the data and other material ("Information") presented on the Daily Official List are accurate and complete, but it is not liable for any errors or omissions of data or /and for the accuracy, credibility, updating and completeness of the aforesaid information nor it has any liability arising directly or indirectly from the use of the above Information.

The Company is not liable for the accuracy of the data included in listed companies' announcements. Only the sender of such an announcement is fully and solely liable for any infringement of third party's rights from the content of such announcement. All contents of the Daily Official List are provided only for information purposes and do not constitute investment advice or solicitation to invest in securities or other products listed for trading on the Exchange.

You acknowledge and agree that the Company is the owner of any property rights related to any Information appearing on the Daily Official List including intellectual property rights copyright, trademarks, etc.

The above data are a property of the EURONEXT ATHENS HOLDING S.A. and are copyright protected. Users are forbidden to reproduce, modify, copy, sale, transmit or redistribute, by all reproduction means and methods, part or the whole of the above data, without reference to their source.

The commercial exploitation of these data is, also, forbidden by third parties. Hellenic Exchanges-Athens Exchange does not carry any responsibility, direct or indirect, derived from usage or accidental alteration of the above data when used by third parties.

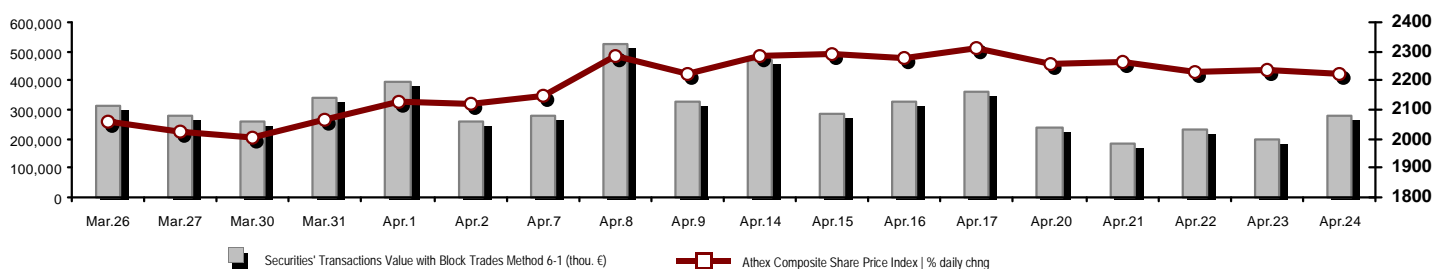
EURONEXT ATHENS HOLDING S.A.

110 Athinon Ave., 10442 Athens, Tel: (210) 33.66.800, Fax: (210) 32.13.938

<https://athens.euronext.com>

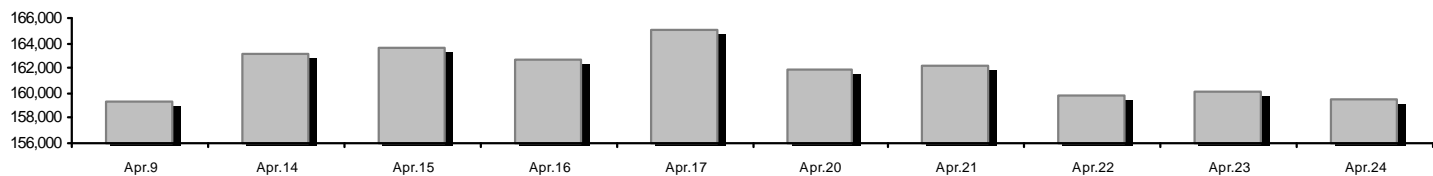
Summary of Markets

Athex Composite Share Price Index vs Shares and Derivatives Transactions Value

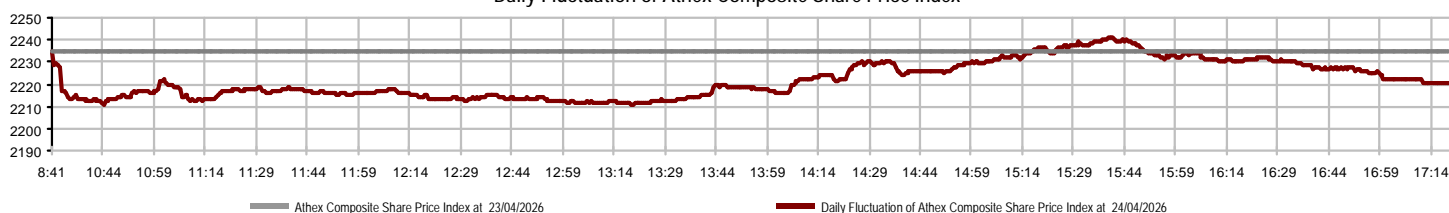


| | | | |
|---|-------------------|--|-----------------|
| Euronext Athens Capitalisation (mill. €)**: | 159,458.19 | Derivatives Total Open Interest | 1,768,819 |
| Daily change: mill. € % | -660.11 -0.41% | in Index Futures % daily chng | 9,049 0.35% |
| Yearly Avg Capitalisation: mill. € % chng prev year Avg | 153,988.83 20.60% | in Stock Futures % daily chng | 1,756,560 0.18% |
| Athex Composite Share Price Index % daily chng | 2,220.02 -0.66% | in Index Options % daily chng | 2,370 1.37% |
| Athex Composite Share Price Index Capitalisation (mill. €) | 149,157.77 | in Stock Options % daily chng | 840 9.38% |
| Daily change (mill. €) | -707.09 | | |
| Securities' Transactions Value with Block Trades Method 6-1 (t | 282,452.06 | Derivatives Contracts Volume: | 57,088 |
| Daily change: % | 84,029.78 42.35% | Daily change: pieces % | 37,292 188.38% |
| YtD Avg Trans. Value: thou. € % chng prev year Avg | 359,129.72 66.20% | YtD Avg Derivatives Contracts % chng prev year Avg | 83,428 44.89% |
| Blocks Transactions Value of Method 6-1 (thou. €) | 28,243.79 | Derivatives Trades Number: | 2,758 |
| Blocks Transactions Value of Method 6-2 & 6-3 (thou. €) | 10.61 | Daily change: number % | 1,146 71.09% |
| Bonds Transactions Value (thou.€) | 1,365.02 | YtD Avg Trades number % chng prev year Avg | 3,112 40.71% |
| Securities' Transactions Volume with Block Trades Method 6-1 (tho | 44,733.51 | Lending Total Open Interest | 327,369 |
| Daily change: thou. pieces % | 14,942.46 50.16% | Daily change: pieces % | -21,984 -6.29% |
| YtD Avg Volume: % chng prev year Avg | 55,583.62 33.33% | Lending Volume (Multilateral/Bilateral) | 113,153 |
| Blocks Transactions Volume of Method 6-1 (thou. Pieces) | 5,745.30 | Daily change: pieces % | 111,153 |
| Blocks Transactions Volume of Method 6-2 & 6-3 (thou. Pieces) | 0.21 | Multilateral Lending | 112,153 |
| Bonds Transactions Volume | 1,363,000 | Bilateral Lending | 1,000 |
| Securities' Trades Number with Block Trades Method 6-1 | 70,483 | Lending Trades Number: | 9 |
| Daily change: number % | 18,963 36.81% | Daily change: % | 8 |
| YtD Avg Trades number % chng prev year Avg | 77,152 53.97% | Multilateral Lending Trades Number | 8 |
| Number of Blocks Method 6-1 | 25 | Bilateral Lending Trades Number | 1 |
| Number of Blocks Method 6-2 & 6-3 | 1 | | |
| Number of Bonds Transactions | 274 | | |

Euronext Athens Capitalisation (mill. €)**



Daily Fluctuation of Athex Composite Share Price Index



Athex Indices

| Index name | 24/04/2026 | 23/04/2026 | pts. | % | Min | Max | Year min | Year max | Year change |
|--|-------------|------------|---------|--------|-----------|-----------|-----------|-----------|-------------|
| Athex Composite Share Price Index | 2,220.02 € | 2,234.68 | -14.66 | -0.66% | 2,210.94 | 2,241.20 | 1,998.09 | 2,407.09 | 4.68% # |
| Athex Composite Index Total Return Index | 4,393.63 € | 4,421.60 | -27.97 | -0.63% | 4,375.66 | 4,435.55 | 3,942.63 | 4,745.66 | 5.11% # |
| Athex ESG Index | 2,634.70 € | 2,654.22 | -19.52 | -0.74% | 2,624.44 | 2,661.57 | 2,361.87 | 2,867.98 | 5.29% # |
| ATHEX Small Cap Price Index | 2,411.73 # | 2,408.94 | 2.79 | 0.12% | 2,395.08 | 2,411.73 | 2,193.29 | 2,627.20 | -5.38% € |
| ATHEX EN.A. Growth Price Index | 18,313.45 € | 18,335.56 | -22.11 | -0.12% | 18,037.28 | 18,390.42 | 16,564.67 | 20,788.55 | -7.44% € |
| FTSE/Athex Large Cap | 5,629.57 € | 5,675.52 | -45.95 | -0.81% | 5,610.09 | 5,688.82 | 5,057.48 | 6,153.73 | 5.20% # |
| FTSE/Athex Mid Cap Index | 2,900.99 # | 2,867.75 | 33.24 | 1.16% | 2,852.69 | 2,900.99 | 2,510.28 | 2,906.28 | 2.69% # |
| FTSE/ATHEX High Dividend Yield Index | 4,682.49 € | 4,717.65 | -35.16 | -0.75% | 4,671.61 | 4,718.34 | 4,495.63 | 5,149.57 | -5.25% € |
| FTSE/Athex Market Index | 1,333.09 € | 1,342.72 | -9.63 | -0.72% | 1,327.52 | 1,346.38 | 1,190.89 | 1,449.15 | 5.71% # |
| FTSE/Athex Banks | 2,558.27 € | 2,592.43 | -34.16 | -1.32% | 2,549.60 | 2,597.33 | 2,143.30 | 2,859.37 | 11.53% # |
| FTSE/ATHEX TECHNOLOGY & TELECOMMUNICAT | 6,826.17 # | 6,787.20 | 38.97 | 0.57% | 6,768.46 | 6,831.45 | 6,027.65 | 6,900.98 | 0.76% # |
| FTSE/ATHEX HEALTH CARE | 5,991.22 € | 6,014.89 | -23.67 | -0.39% | 5,884.80 | 6,024.37 | 4,884.62 | 6,137.55 | 17.91% # |
| FTSE/ATHEX FINANCIAL SERVICES | 11,962.94 € | 12,121.11 | -158.17 | -1.30% | 11,921.69 | 12,144.19 | 10,029.11 | 13,356.35 | 11.52% # |
| FTSE/ATHEX REAL ESTATE | 5,338.85 # | 5,333.28 | 5.57 | 0.10% | 5,319.02 | 5,347.95 | 5,093.00 | 5,898.28 | -4.94% € |
| FTSE/ATHEX CONSUMER DISCRETIONARY | 4,812.32 # | 4,799.39 | 12.93 | 0.27% | 4,782.88 | 4,869.31 | 4,472.82 | 5,876.98 | -17.61% € |
| FTSE/ATHEX CONSUMER STAPLES | 9,756.58 # | 9,725.35 | 31.23 | 0.32% | 9,691.57 | 9,774.62 | 8,640.95 | 10,243.39 | 10.71% # |
| FTSE/ATHEX INDUSTRIALS | 11,775.20 € | 11,856.21 | -81.01 | -0.68% | 11,729.09 | 11,885.99 | 10,051.45 | 12,182.07 | 17.15% # |
| FTSE/ATHEX BASIC MATERIALS | 10,491.61 # | 10,489.76 | 1.85 | 0.02% | 10,453.40 | 10,659.65 | 8,778.94 | 11,861.41 | 10.14% # |
| FTSE/ATHEX ENERGY & UTILITIES | 6,554.91 € | 6,600.12 | -45.21 | -0.68% | 6,374.06 | 6,603.13 | 6,127.28 | 7,506.29 | -4.69% € |
| Athex All Share Index | 506.57 € | 508.67 | -2.10 | -0.41% | 506.57 | 506.57 | 460.14 | 542.74 | 4.60% # |
| Hellenic Mid & Small Cap Index | 3,074.67 # | 3,072.96 | 1.71 | 0.06% | 3,060.74 | 3,089.81 | 2,761.30 | 3,120.01 | 6.20% # |
| FTSE/Athex Large Cap Total Return | 10,111.36 € | 10,193.89 | -82.53 | -0.81% | | | 9,100.35 | 11,012.64 | 5.61% # |
| FTSE/Athex Mid Cap Total Return | 4,180.16 # | 4,132.26 | 47.90 | 1.16% | | | 3,625.91 | 4,180.16 | 3.13% # |
| MSCI GREECE REBASED | 9,021.52 € | 9,135.06 | -113.54 | -1.24% | 8,995.77 | 9,157.23 | 7,755.87 | 10,138.65 | 5.34% # |
| Hellenic Corporate Bond Index | 144.43 # | 144.42 | 0.01 | 0.01% | | | 143.28 | 145.27 | 0.05% # |
| Hellenic Corporate Bond Price Index | 92.89 € | 92.90 | 0.00 | 0.00% | | | 92.37 | 93.97 | -1.11% € |

Note 1: FTSE/Med 100, Hellenic Corporate Bond Price Index and Hellenic Corporate Bond Index closing prices refer to the previous trading day of 22/04/2026.

Note 2: The Hellenic Mid & Small Cap Index is a Customized index calculated by the Athens Exchange.

Analytic Figures for Athex Market's Boards and Categories

| | Total Traded Securities | Main Market | Surveillance | Exchange Traded Funds (ETFs) |
|--|-------------------------|--------------|--------------|------------------------------|
| Totals | 126 | 125 | 0 | 1 |
| Gain / Lose / Same: | 52 / 55 / 19 | 52 / 54 / 19 | 0 / 0 / 0 | 0 / 1 / 0 |
| Euronext Athens Capitalisation (mill. €) | 159,458.19 | 159,455.48 | 2.71 | |
| Daily Average Trans/ons Value(thou.€) | 359,129.72 | 359,027.48 | 5.11 | 476.97 |
| Transactions Value | 282,462.67 | 282,182.26 | 0.00 | 280.40 |
| Main Board: | 254,208.27 | 253,927.87 | 0.00 | 280.40 |
| Blocks Board 6_2_3: | 28,254.40 | 28,254.40 | 0.00 | 0.00 |
| Forced Sales Board: | 0.00 | 0.00 | 0.00 | 0.00 |
| Special Terms Board: | 0.00 | 0.00 | 0.00 | 0.00 |
| Daily Average Transactions Volume | 55,583,620 | 55,622,851 | 5,402 | 8,393 |
| Transactions Volume | 44,733,716 | 44,728,808 | 0 | 4,908 |
| Main Board: | 38,988,204 | 38,983,296 | 0 | 4,908 |
| Blocks Board 6_2_3: | 5,745,512 | 5,745,512 | 0 | 0 |
| Forced Sales Board: | 0 | 0 | 0 | 0 |
| Special Terms Board: | 0 | 0 | 0 | 0 |
| Daily Average Number of Trades | 77,152 | 76,982 | 11 | 162 |
| Number of Trades | 70,484 | 70,400 | 0 | 84 |
| Main Board: | 70,458 | 70,374 | 0 | 84 |
| Blocks Board 6_2_3: | 26 | 26 | 0 | 0 |
| Forced Sales Board: | 0 | 0 | 0 | 0 |
| Special Terms Board: | 0 | 0 | 0 | 0 |

Trading Details by Euronext Athens Sectors and Financial Instruments (ETFs)

| Code | Sectors | Gain / Lose / Same | Number of Trades | Transactions Volume | Transactions Value | % of Total Trans. Value |
|-------|--|--------------------|------------------|---------------------|--------------------|-------------------------|
| 3010 | - Banks | 1 / 6 / 1 | 21,811 | 20,107,621 | 95,345,634.45 | 33.76% |
| 5510 | - Basic Resources | 4 / 6 / 2 | 1,337 | 280,459 | 2,054,244.22 | 0.73% |
| 5010 | - Construction & Materials | 4 / 7 / 1 | 6,204 | 1,176,231 | 14,632,059.59 | 5.18% |
| 4020 | - Consumer Products & Services | 2 / 1 / 1 | 37 | 44,086 | 15,187.74 | 0.01% |
| 6010 | - Energy | 2 / 2 / 0 | 2,749 | 284,712 | 5,257,428.52 | 1.86% |
| 12000 | - Financial Instruments | 0 / 1 / 0 | 84 | 4,908 | 280,404.03 | 0.10% |
| 3020 | - Financial Services | 1 / 1 / 3 | 136 | 13,364 | 101,409.92 | 0.04% |
| 4510 | - Food Beverage & Tobacco | 4 / 1 / 0 | 373 | 33,880 | 1,172,865.34 | 0.42% |
| 2010 | - Health Care | 0 / 2 / 1 | 205 | 140,419 | 199,029.71 | 0.07% |
| 5020 | - Industrial Goods & Services | 11 / 6 / 2 | 3,437 | 675,420 | 6,580,544.80 | 2.33% |
| 3030 | - Insurance | 1 / 1 / 0 | 156 | 62,429 | 156,370.56 | 0.06% |
| 4030 | - Media | 1 / 1 / 1 | 196 | 66,662 | 322,155.73 | 0.11% |
| 4520 | - Personal Care, Drug & Grocery Stores | 1 / 1 / 0 | 279 | 28,514 | 381,847.91 | 0.14% |
| 3510 | - Real Estate | 3 / 7 / 2 | 1,436 | 351,186 | 1,478,351.51 | 0.52% |
| 4040 | - Retail | 2 / 6 / 2 | 2,681 | 536,417 | 8,441,398.46 | 2.99% |
| 1010 | - Technology | 8 / 2 / 1 | 1,829 | 1,140,403 | 6,999,578.04 | 2.48% |
| 1510 | - Telecommunications | 1 / 0 / 1 | 1,812 | 357,623 | 6,526,941.23 | 2.31% |
| 4050 | - Travel & Leisure | 4 / 1 / 1 | 6,892 | 12,774,372 | 25,106,101.58 | 8.89% |
| 6510 | - Utilities | 2 / 3 / 0 | 18,830 | 6,655,010 | 107,411,113.71 | 38.03% |

Top 10 best & worst performing Shares

Main Market

| With positive Price change | Closing price | change | With negative Price change | Closing price | change |
|-------------------------------------|-----------------|----------|--------------------------------------|---------------|----------|
| Y/KNOT (CR) | 1.085 | 10.04% # | AUTOHELLAS SA (CR) | 11.12 | -7.95% € |
| BALLY'S INTRALOT (CR) | 1.145 | 5.05% # | ELASTRON (CR) | 2.33 | -2.92% € |
| INTERTECH SA (CR) | 1.57 | 3.97% # | KEKROPS SA (CR) | 1.7 | -2.86% € |
| FRIGOGLASS SA (CR) | 0.41 | 3.27% # | PPC (CR) | 18.1 | -2.84% € |
| INTERWOOD-XYLEMPORIA (CR) | 0.261 | 3.16% # | ALPHA BANK (CR) | 3.575 | -2.05% € |
| ADMIE (IPTO) HOLDING S.A. (CR) | 3.18 | 2.42% # | EUROBANK (CR) | 3.846 | -1.89% € |
| CrediaBank (CR) | 1.316 | 2.33% # | ATHENS INTL AIRPORT (CR) | 10.06 | -1.76% € |
| PERFORMANCE TECHNOLOGIES (CR) | 8.9 | 2.30% # | MOTOR OIL (CR) | 34.84 | -1.75% € |
| ALTER EGO MEDIA (CR) | 5.46 | 2.25% # | GEK TERNA (CR) | 40.58 | -1.70% € |
| CENERGY HOLDINGS (CB) | 21 | 2.24% # | INTERLIFE G.C.I.(CR) | 6.8 | -1.45% € |
| With the highest Transactions Value | Value (thou. €) | change | With the highest Transactions Volume | Volume | change |
| PPC (CR) | 96,818.52 | -2.84% € | BALLY'S INTRALOT (CR) | 11,729,980 | 5.05% # |
| PIRAEUS BANK (CR) | 24,276.11 | -1.24% € | ALPHA BANK (CR) | 6,546,730 | -2.05% € |
| ALPHA BANK (CR) | 23,633.21 | -2.05% € | PPC (CR) | 5,428,737 | -2.84% € |
| NATIONAL BANK (CR) | 20,514.74 | -0.77% € | CrediaBank (CR) | 4,548,855 | 2.33% # |
| EUROBANK (CR) | 15,751.82 | -1.89% € | EUROBANK (CR) | 4,066,427 | -1.89% € |
| BALLY'S INTRALOT (CR) | 13,023.75 | 5.05% # | PIRAEUS BANK (CR) | 2,935,073 | -1.24% € |
| Allwyn AG (CR) | 10,258.46 | 0.53% # | NATIONAL BANK (CR) | 1,448,753 | -0.77% € |
| GEK TERNA (CR) | 8,101.72 | -1.70% € | ADMIE (IPTO) HOLDING S.A. (CR) | 854,259 | 2.42% # |
| JUMBO SA (CR) | 7,109.73 | -1.01% € | Allwyn AG (CR) | 766,480 | 0.53% # |
| OTE (CR) | 6,520.57 | 0.77% # | REAL CONSULTING (CR) | 555,656 | 1.89% # |

Note: Stocks that are not included in the "Under Supervision" category, and the transactions value is more than 10,000 €.

Derivatives Summary

| | Number of Trades | Volume | Open Interest |
|---------------------------------|------------------|---------------|------------------|
| Index Futures | 185 | 1,181 | 9,049 |
| FTSE/Athex Banks | 0 | 0 | 3,209 |
| FTSE/Athex Large Cap | 185 | 1,181 | 5,840 |
| MSCI GREECE REBASED | 0 | 0 | 0 |
| Stock Futures | 2,550 | 55,799 | 1,756,560 |
| ADMIE (IPTO) HOLDING S.A. (CR) | 81 | 1,252 | 8,187 |
| AEGEAN AIRLINES (CR) | 21 | 40 | 2,521 |
| AKTOR S.A. HOLDING CO. (CR) | 44 | 674 | 97,647 |
| Allwyn AG (CR) | 124 | 862 | 5,588 |
| ALPHA BANK (CR) | 336 | 6,924 | 62,484 |
| ATHENS INTL AIRPORT (CR) | 22 | 71 | 292 |
| AUTOHELLAS SA (CR) | 0 | 0 | 121 |
| AVAX S.A. (CR) | 29 | 131 | 2,354 |
| BALLY'S INTRALOT (CR) | 158 | 26,492 | 1,300,063 |
| BANK OF CYPRUS (CR) | 1 | 2 | 734 |
| CC HBC AG (CR) | 8 | 16 | 120 |
| CENERGY HOLDINGS (CB) | 17 | 74 | 4,158 |
| CrediaBank (CR) | 258 | 6,418 | 79,345 |
| ELLAKTOR (CR) | 6 | 32 | 1,695 |
| ELVALHALCOR (CR) | 12 | 49 | 2,897 |
| EUROBANK (CR) | 90 | 3,396 | 29,118 |
| EURONEXT ATHENS (CR) | 1 | 5 | 392 |
| EYDAP S.A. (CR) | 10 | 49 | 13,390 |
| FOURLIS (CR) | 10 | 27 | 2,946 |
| GEK TERNA (CR) | 17 | 44 | 4,982 |
| HELLENIQ ENERGY (CR) | 18 | 87 | 3,692 |
| INTRACOM HOLDINGS (CR) | 61 | 248 | 12,209 |
| JUMBO SA (CR) | 19 | 64 | 4,226 |
| LAMDA DEVELOPMENT SA (CR) | 30 | 183 | 21,476 |
| METLEN PLC (CR) | 80 | 280 | 14,999 |
| MIG (CR) | 0 | 0 | 145 |
| MOTOR OIL (CR) | 2 | 2 | 245 |
| NATIONAL BANK (CR) | 96 | 1,192 | 12,856 |
| OPTIMA BANK (CR) | 2 | 15 | 482 |
| OTE (CR) | 1 | 1 | 875 |
| P.P.A. S.A. (CR) | 0 | 0 | 41 |
| PIRAEUS BANK (CR) | 233 | 2,824 | 45,211 |
| PPC (CR) | 750 | 4,311 | 18,407 |
| QUEST HOLDINGS (CR) | 4 | 6 | 251 |
| TITAN (CB) | 6 | 25 | 379 |
| VIOHALCO SA/NV (CB) | 3 | 3 | 2,032 |
| Index Options | 16 | 51 | 2,370 |
| FTSE/Athex Large Cap | 16 | 51 | 2,370 |
| Stock Options | 7 | 57 | 840 |
| Allwyn AG (CR) | 0 | 0 | 235 |
| ALPHA BANK (CR) | 0 | 0 | 39 |
| NATIONAL BANK (CR) | 2 | 20 | 339 |
| OTE (CR) | 0 | 0 | 136 |
| PIRAEUS BANK (CR) | 0 | 0 | 2 |
| PPC (CR) | 5 | 37 | 89 |
| Total Derivatives Traded | 2,758 | 57,088 | 1,768,819 |

| Number of Outstanding Securities | Nominal Value | Dividends [1] | | | Date of Last Coupon | | Note | Shares | Closing price | % change | Previous closing price/date | Open price | Price min | Price max | Last price | Avg price | Last Bid [7] | Last Ask [7] | P/E after tax | Year | Volume | Trades | Transactions Value[8] | Company Mkt Value (thou. €) | Year low | Year high | Sector[4] | |
|----------------------------------|---------------|---------------|--------------|--------|---------------------|------------|------|-------------------------------|---------------|----------|-----------------------------|------------|-----------|-----------|------------|-----------|--------------|--------------|---------------|------|--------|------------|-----------------------|-----------------------------|--------------|-----------|-----------|----------|
| 2023 | 2024 | 2025 | Dividend [2] | Right | | | | | | | | | | | | | | | | | | | | | | | | |
| 804,287,662 | 0.300 | 1.6123 | 1.4029 | 0.5 | 08/04/2026 | 25/06/2024 | --- | Allwyn AG (CR) | 13.22 | 0.53 # | 13.15 | 23/04/2026 | 13.29 | 13.2 | 13.69 | 13.22 | 13.384 | 9908@13.22 | 248@13.43 | --- | --- | 766,480 | 2,921 | 10,258,464.08 | 0.632,682.89 | 13.09 | 19.03 | 40501020 |
| 2,315,261,358 | 0.290 | 0.026 | 0.0303 | 0.0485 | 01/12/2025 | 18/04/2017 | --- | ALPHA BANK (CR) | 3.575 | -2.05 € | 3.65 | 23/04/2026 | 3.631 | 3.575 | 3.68 | 3.575 | 3.61 | 250@3.57 | 12329@3.59 | --- | --- | 6,546,730 | 5,085 | 23,633,214.20 | 8,277,059.35 | 2.95 | 4.489 | 30101010 |
| 58,492,542 | 1.00 | --- | 0.1 | --- | 23/06/2025 | 27/01/2025 | --- | ALTER EGO MEDIA (CR) | 5.46 | 2.25 # | 5.34 | 23/04/2026 | 5.34 | 5.3 | 5.5 | 5.46 | 5.406 | 490@5.36 | 834@5.46 | --- | --- | 58,937 | 181 | 318,620.62 | 319,369.28 | 4.88 | 6.425 | 40301035 |
| 36,353,868 | 1.00 | 0.1 | 0.11 | --- | 01/07/2025 | 21/08/2023 | --- | AUSTRIACARD (CB) | 7.8 | --- | 7.8 | 23/04/2026 | 7.75 | 7.6 | 8.01 | 7.8 | 7.738 | 88@7.75 | 450@7.81 | --- | --- | 260,446 | 485 | 2,015,447.74 | 283,560.17 | 6.04 | 8.28 | 10101010 |
| 48,624,764 | 0.080 | 0.7 | 0.85 | 0.85 | 24/04/2026 | 05/12/2022 | --- | AUTOHELLAS SA (CR) | 11.12 | -7.95 € | 12.08 | 23/04/2026 | 11.2 | 11.12 | 11.3 | 11.12 | 11.197 | 3688@11.10 | 1165@11.16 | --- | --- | 76,206 | 498 | 853,274.78 | 540,707.38 | 10.68 | 13.44 | 40401030 |
| 1,867,802,694 | 0.300 | --- | --- | --- | 30/05/2013 | 10/10/2023 | --- | BALLY'S INTRALOT (CR) | 1.145 | 5.05 # | 1.09 | 23/04/2026 | 1.09 | 1.084 | 1.145 | 1.145 | 1.11 | 5000@1.13 | 10800@1.15 | --- | --- | 11,729,980 | 2,515 | 13,023,746.38 | 2,138,634.08 | 0.822 | 1.145 | 40501020 |
| 435,686,031 | 0.100 | --- | 0.48 | 0.2 | 22/09/2025 | 23/09/2024 | --- | BANK OF CYPRUS (CR) | 9.16 | -0.97 € | 9.25 | 23/04/2026 | 9.32 | 9.105 | 9.32 | 9.16 | 9.178 | 14508@9.16 | 248@9.17 | --- | --- | 449,697 | 1,024 | 4,127,172.92 | 3,990,884.04 | 7.94 | 9.84 | 30101010 |
| 212,384,903 | 0.08 | 0.14 | --- | --- | 24/06/2025 | 07/12/2016 | --- | CENERGY HOLDINGS (CB) | 21 | 2.24 # | 20.54 | 23/04/2026 | 20.66 | 20.46 | 21.02 | 21 | 20.851 | 61@20.98 | 100@21.06 | --- | 2025 | 182,211 | 1,329 | 3,799,200.50 | 4,460,082.96 | 15.12 | 22.35 | 50202010 |
| 373,239,562 | 6.70 | 0.93 | 1.03 | --- | 29/05/2025 | 29/04/2013 | --- | CC HBC AG (CR) | 48.8 | 0.21 # | 48.7 | 23/04/2026 | 48.6 | 48.05 | 49.1 | 48.8 | 48.796 | 2@48.75 | 691@48.80 | --- | --- | 12,634 | 193 | 616,486,358.21 | 214,090.63 | 42.5 | 55.75 | 45101020 |
| 1,993,012,407 | 0.050 | --- | --- | --- | 04/06/2008 | 16/10/2024 | --- | CrediaBank (CR) | 1.316 | 2.33 # | 1.286 | 23/04/2026 | 1.284 | 1.274 | 1.366 | 1.316 | 1.32 | 32350@1.31 | 9183@1.32 | --- | --- | 4,548,855 | 2,573 | 6,004,990.95 | 2,622,804.33 | 0.871 | 1.722 | 30101010 |
| 3,631,510,801 | 0.220 | 0.0933 | 0.105 | 0.0468 | 06/11/2025 | 20/05/2019 | --- | EUROBANK (CR) | 3.846 | -1.89 € | 3.92 | 23/04/2026 | 3.88 | 3.846 | 3.936 | 3.846 | 3.874 | 15030@3.85 | 509@3.86 | --- | --- | 4,066,427 | 3,262 | 15,751,817.64 | 3,966,790.54 | 3.162 | 4.392 | 30101010 |
| 51,889,670 | 1.00 | 0.12 | 0.15 | --- | 27/06/2025 | 23/07/2019 | --- | FOURLIS (CR) | 4.74 | -0.73 € | 4.775 | 23/04/2026 | 4.78 | 4.715 | 4.78 | 4.74 | 4.747 | 537@4.73 | 1620@4.80 | --- | --- | 20,910 | 179 | 99,268.32 | 245,957.04 | 4.04 | 4.98 | 40401010 |
| 305,635,185 | 2.18 | 0.9 | 0.75 | 0.2 | 19/01/2026 | 01/10/2003 | --- | HELLENIO ENERGY (CR) | 9.62 | 1.91 # | 9.44 | 23/04/2026 | 9.35 | 9.32 | 9.62 | 9.62 | 9.49 | 85@9.62 | 52@9.63 | --- | --- | 168,252 | 919 | 1,596,695.10 | 2,940,210.48 | 8.4 | 10.4 | 60101020 |
| 83,600,000 | 0.690 | 0.0504 | 0.1209 | --- | 22/09/2025 | 02/07/2024 | --- | INTRACOM HOLDINGS (CR) | 3.17 | 0.95 # | 3.14 | 23/04/2026 | 3.135 | 3.135 | 3.2 | 3.17 | 3.175 | 600@3.16 | 7450@3.19 | --- | --- | 87,905 | 388 | 279,065.09 | 265,012.00 | 2.685 | 3.85 | 10101010 |
| 134,365,561 | 0.880 | 1.4726 | 0.5063 | --- | 23/03/2026 | 05/03/2014 | --- | JUMBO SA (CR) | 23.46 | -1.01 € | 23.7 | 23/04/2026 | 23.62 | 23.38 | 23.96 | 23.46 | 23.567 | 479@23.46 | 5000@23.50 | --- | --- | 301,684 | 1,573 | 7,109,730.46 | 3,152,216.06 | 21.82 | 28.7 | 40401010 |
| 176,736,715 | 0.300 | --- | --- | --- | 30/05/2007 | 27/11/2019 | --- | LAMDA DEVELOPMENT SA (CR) | 6.115 | -0.08 € | 6.12 | 23/04/2026 | 6.15 | 6.1 | 6.165 | 6.115 | 6.134 | 579@6.11 | 200@6.12 | --- | --- | 153,423 | 841 | 941,095.28 | 1,080,745.01 | 5.85 | 7.76 | 35101010 |
| 169,043,561 | 0.300 | --- | 0.02 | --- | 17/07/2025 | 28/11/2022 | --- | LAVIPHARM SA (CR) | 1.398 | --- | 1.398 | 23/04/2026 | 1.4 | 1.36 | 1.4 | 1.398 | 1.377 | 500@1.39 | 1918@1.40 | --- | --- | 130,915 | 157 | 180,284.03 | 236,322.90 | 0.937 | 1.46 | 20103015 |
| 143,022,980 | 1.00 | --- | --- | --- | 04/08/2025 | --- | --- | METLEN PLC (CR) | 34.9 | 1.45 # | 34.4 | 23/04/2026 | 34.46 | 34.16 | 35.16 | 34.9 | 34.713 | 3@34.70 | 325@34.98 | --- | --- | 175,885 | 2,074 | 6,105,482.94 | 4,991,502.00 | 31.9 | 47.68 | 65102000 |
| 126,502,434 | 0.500 | 0.0304 | 0.0302 | --- | 15/05/2025 | 28/07/2021 | --- | PREMIA (CR) | 1.356 | -0.44 € | 1.362 | 23/04/2026 | 1.36 | 1.356 | 1.362 | 1.358 | 1.36 | 10050@1.36 | 1000@1.36 | --- | --- | 68,257 | 212 | 92,860.38 | 171,537.30 | 1.236 | 1.49 | 35102000 |
| 24,823,934 | 0.230 | 0.049 | 0.0647 | --- | 01/07/2025 | 08/06/2022 | --- | PROFILE SA (CR) | 7.56 | -1.18 € | 7.65 | 23/04/2026 | 7.66 | 7.5 | 7.68 | 7.56 | 7.592 | 500@7.53 | 411@7.56 | --- | --- | 37,448 | 138 | 284,295.44 | 187,668.94 | 6 | 8.12 | 10101010 |
| 70,029,804 | 1.00 | --- | --- | --- | 15/05/2025 | --- | --- | QUALCO GROUP (CR) | 5.75 | 0.88 # | 5.7 | 23/04/2026 | 5.63 | 5.63 | 5.76 | 5.75 | 5.716 | 75@5.69 | 45@5.75 | --- | --- | 41,352 | 159 | 236,373.52 | 402,671.37 | 5.08 | 6.73 | 10101015 |
| 35,377,749 | 0.280 | --- | --- | --- | 18/07/2005 | 22/12/2025 | --- | QUALITY & RELIABILITY SA (CR) | 1.24 | 1.14 # | 1.226 | 23/04/2026 | 1.22 | 1.2 | 1.24 | 1.24 | 1.221 | 10@1.24 | 1000@1.25 | --- | --- | 40,718 | 77 | 49,736.55 | 43,868.41 | 1 | 1.43 | 10101010 |
| 78,325,475 | 0.85 | 3 | --- | --- | 30/06/2025 | 23/07/2019 | --- | TITAN (CB) | 46.42 | -1.07 € | 46.92 | 23/04/2026 | 46.92 | 46.1 | 46.92 | 46.42 | 46.427 | 132@46.10 | 43@46.42 | --- | --- | 41,923 | 1,086 | 1,946,359.12 | 3,635,868.55 | 42.6 | 59 | 50101030 |
| 259,189,761 | 0.12 | 0.16 | --- | --- | 24/06/2025 | 26/02/2016 | --- | VIOHALCO SA/NV (CB) | 14.08 | 0.43 # | 14.02 | 23/04/2026 | 14.3 | 14.04 | 14.44 | 14.08 | 14.272 | 2068@14.08 | 5@14.40 | --- | --- | 98,745 | 498 | 1,409,286.92 | 3,649,391.83 | 11.4 | 15.78 | 55102015 |
| 148,321,516 | 0.300 | 0.03 | 0.07 | --- | 02/09/2025 | 22/01/2020 | --- | AVAX S.A. (CR) | 3.08 | -1.44 € | 3.125 | 23/04/2026 | 3.115 | 3.08 | 3.135 | 3.08 | 3.106 | 1010@3.08 | 500@3.09 | --- | --- | 240,028 | 509 | 745,437.11 | 456,830.27 | 2.79 | 3.645 | 50101010 |
| 232,000,000 | 2.12 | 0.0582 | 0.1207 | 0.1207 | 25/09/2025 | 19/06/2017 | --- | ADMIE (PTO) HOLDING S.A. (CR) | 3.18 | 2.42 # | 3.105 | 23/04/2026 | 3.1 | 3.1 | 3.33 | 3.18 | 3.22 | 13892@3.18 | 1461@3.19 | --- | 2025 | 854,259 | 1,115 | 2,750,788.89 | 737,760.00 | 2.76 | 3.33 | 65101015 |
| 90,167,100 | 0.500 | 0.7515 | 0.8041 | --- | 20/05/2025 | 24/05/2021 | --- | AEGEAN AIRLINES (CR) | 12.42 | 0.57 # | 12.35 | 23/04/2026 | 12.47 | 12.28 | 12.5 | 12.42 | 12.422 | 1696@12.42 | 370@12.43 | --- | --- | 134,272 | 1,170 | 1,667,890.74 | 1,119,875.38 | 10.8 | 15.36 | 40501010 |
| 204,002,463 | 0.300 | --- | --- | --- | 12/08/2008 | 07/01/2025 | --- | AKTOR S.A. HOLDING CO. (CR) | 11.1 | -0.72 € | 11.18 | 23/04/2026 | 11.18 | 11 | 11.18 | 11.1 | 11.061 | 59@11.08 | 1767@11.10 | --- | --- | 272,428 | 769 | 3,013,228.72 | 2,264,427.34 | 9.25 | 11.7 | 50101010 |
| 103,423,291 | 0.570 | --- | 0.4134 | --- | 25/06/2025 | 28/08/2024 | --- | GEK TERNA (CR) | 40.58 | -1.70 € | 41.28 | 23/04/2026 | 41.28 | 40.54 | 41.68 | 40.58 | 41.08 | 1226@40.56 | 25@40.94 | --- | --- | 197,219 | 2,833 | 8,101,716.50 | 4,196,917.15 | 25.28 | 41.7 | 50101010 |
| 369,270,000 | 2.48 | 0.25 | 0.4 | --- | 21/07/2025 | 12/12/2001 | --- | PPC (CR) | 18.1 | -2.84 € | 18.63 | 23/04/2026 | 17.1 | 16.95 | 18.35 | 18.1 | 17.834 | 9306@18.09 | 150550@18.10 | --- | --- | 5,428,737 | 14,971 | 96,818,519.26 | 6,683,787.00 | 16.28 | 20.56 | 65101015 |
| 309,544,087 | 1.00 | 0.33 | 0.7862 | 0.6621 | 22/04/2026 | 07/02/2024 | --- | ATHENS INTL AIRPORT (CR) | 10.06 | -1.76 € | 10.24 | 23/04/2026 | 10.2 | 9.985 | 10.24 | 10.06 | 10.063 | 42@10.04 | 423@10.09 | --- | 2025 | 144,038 | 1,093 | 1,449,408.95 | 3,114,013.52 | 9.92 | 12 | 50206060 |
| 914,715,153 | 1.00 | 0.3643 | 0.4442 | 0.221 | 10/11/2025 | 29/08/2018 | --- | NATIONAL BANK (CR) | 14.17 | -0.77 € | 14.28 | 23/04/2026 | 14.18 | 14 | 14.38 | 14.17 | 14.161 | 11664@14.17 | 986@14.20 | --- | --- | 1,448,753 | 5,549 | 20,514,742.76 | 2,961,513.72 | 12.06 | 16.005 | 30101010 |
| 27,728,682 | 0.260 | (0.06) | 0.065 | --- | 14/07/2025 | 24/07/2024 | --- | EKTER SA (CR) | 4.3 | -0.23 € | 4.31 | 23/04/2026 | 4.31 | 4.275 | 4.385 | 4.3 | 4.338 | 1500@4.28 | 2382@4.37 | --- | --- | 135,370 | 562 | 587,261.75 | 119,233.33 | 3.28 | 4.59 | 50101010 |
| 375,241,586 | 0.390 | 0.04 | 0.0901 | --- | 26/06/2025 | 14/07/2006 | --- | ELVALHALCOR (CR) | 3.97 | -0.25 € | 3.98 | 23/04/2026 | 4 | 3.93 | 4.05 | 3.97 | 3.977 | 309@3.96 | 283@3.99 | --- | --- | 117,510 | 564 | 467,307.21 | 1,489,709.10 | 3.21 | 5.07 | 55102015 |
| 348,192,005 | 0.040 | --- | --- | 0.5029 | 22/12/2025 | 24/03/2025 | --- | ELLAKTOR (CR) | 1.36 | --- | 1.36 | 23/04/2 | | | | | | | | | | | | | | | | |

Daily Official List

Year: 147 Trading Day No: 74

Section 2: Analytic Figures of Shares Transactions

Friday, 24 April, 2026

| Number of Outstanding Securities | Nominal Value | Dividends [1] | | | Date of Last Coupon | | Note | Shares | Closing price | % change | Previous closing price/date | Open price | Price min | Price max | Last price | Avg price | Last Bid [7] | Last Ask [7] | P/E after tax | Year | Volume | Trades | Transactions Value[8] | Company Mkt Value (thou. €) | Year low | Year high | Sector[4] | |
|---|---------------|---------------|--------------|--------|---------------------|------------|------|-------------------------------|---------------|----------|-----------------------------|------------|-----------|-----------|------------|-----------|--------------|--------------|---------------|------|--------|-----------|-----------------------|-----------------------------|---------------|-----------|-----------|----------|
| 2023 | 2024 | 2025 | Dividend [2] | Right | | | | | | | | | | | | | | | | | | | | | | | | |
| 63,700,000 | 0.780 | 0.2313 | 0.3139 | --- | 02/05/2025 | 13/06/2018 | --- | GR. SARANTIS S.A. (CR) | 14.8 | 0.14 # | 14.78 | 23/04/2026 | 14.78 | 14.78 | 15 | 14.8 | 14.832 | 350@14.76 | 2285@14.78 | --- | --- | 24,829 | 255 | 368,269.86 | 942,760.00 | 12.92 | 15.74 | 45201020 |
| 221,322,426 | 1.15 | (0.1467) | (0.19) | --- | 23/06/2025 | 09/07/2025 | --- | OPTIMA BANK (CR) | 9.08 | -0.44 € | 9.12 | 23/04/2026 | 9.07 | 8.94 | 9.105 | 9.08 | 9.063 | 2158@9.08 | 220@9.09 | --- | --- | 108,423 | 577 | 982,671.76 | 2,009,607.63 | 7.59 | 10.1 | 30101010 |
| 1,235,953,028 | 0.930 | 0.0632 | --- | --- | 10/07/2024 | 03/06/2025 | --- | PIRAEUS BANK (CR) | 8.28 | -1.24 € | 8.384 | 23/04/2026 | 8.316 | 8.186 | 8.38 | 8.28 | 8.271 | 1168@8.28 | 1326@8.29 | --- | --- | 2,935,073 | 3,681 | 24,276,113.42 | 20,233,691.07 | 6.53 | 8.99 | 30101010 |
| Main Market - Medium Liquidity Class | | | | | | | | | | | | | | | | | | | | | | | | | | | | |
| 13,126,020 | 0.660 | 0.1376 | 0.1713 | --- | 16/12/2025 | 04/09/2020 | --- | AS COMPANY SA (CR) | 4.3 | -1.15 € | 4.35 | 23/04/2026 | 4.32 | 4.22 | 4.37 | 4.3 | 4.308 | 181@4.30 | 500@4.33 | --- | --- | 31,034 | 116 | 133,701.29 | 56,441.89 | 3.62 | 4.5 | 40401030 |
| 14,000,000 | 1.95 | 0.26 | 0.5 | --- | 24/06/2025 | 26/03/2024 | --- | ALPHA REAL ESTATE (CR) | 7.24 | --- | 7.24 | 23/04/2026 | 7.26 | 7.24 | 7.28 | 7.24 | 7.266 | 2264@7.24 | 200@7.40 | --- | --- | 3,756 | 51 | 27,290.24 | 101,360.00 | 6.94 | 7.58 | 35101015 |
| 3,150,744 | 0.360 | 0.563 | 0.5842 | --- | 27/05/2025 | 02/06/2020 | --- | ALPHA TRUST HOLDINGS (CR) | 20 | --- | 20 | 23/04/2026 | 19.95 | 19.95 | 20 | 20 | 19.975 | 300@19.75 | 224@20.00 | --- | --- | 240 | 2 | 4,794.00 | 63,014.88 | 11.9 | 20 | 30202010 |
| 243,164,193 | 0.300 | 0.07 | 0.07 | --- | 12/09/2025 | 05/12/2023 | --- | ATTICA HOLDINGS (CR) | 1.68 | -1.06 € | 1.698 | 23/04/2026 | 1.7 | 1.656 | 1.71 | 1.674 | 1.684 | 250@1.68 | 296@1.69 | --- | --- | 7,082 | 59 | 11,923.06 | 408,515.84 | 1.5 | 2.06 | 40501015 |
| 178,157,803 | 0.040 | --- | --- | --- | 01/07/2008 | 21/02/2020 | --- | AVE (CR) | 0.453 | -0.22 € | 0.454 | 23/04/2026 | 0.453 | 0.45 | 0.453 | 0.453 | 0.452 | 100@0.450 | 4874@0.453 | --- | --- | 7,675 | 14 | 3,467.61 | 80,705.48 | 0.423 | 0.49 | 40301010 |
| 47,149,827 | 2.10 | --- | 0.135 | 0.08 | 05/11/2025 | 27/12/2024 | --- | BRIQ PROPERTIES (CR) | 3.06 | 0.33 # | 3.05 | 23/04/2026 | 3.03 | 3.03 | 3.06 | 3.06 | 3.057 | 101@3.04 | 141@3.05 | --- | --- | 14,459 | 26 | 44,201.94 | 144,278.47 | 2.86 | 3.12 | 35102000 |
| 101,123,806 | 0.360 | --- | --- | --- | 22/07/2010 | 28/06/2011 | --- | CENTRIC HOLDINGS (CR) | 0.315 | 0.64 # | 0.313 | 23/04/2026 | 0.316 | 0.315 | 0.32 | 0.315 | 0.316 | 1000@0.310 | 14499@0.314 | --- | --- | 34,500 | 14 | 10,911.52 | 31,854.00 | 0.276 | 0.42 | 40203040 |
| 784,500 | 10.00 | 0.5008 | 0.4 | 0.15 | 02/12/2025 | 31/07/2018 | --- | CNL CAPITAL (CR) | 6.7 | -0.74 € | 6.75 | 23/04/2026 | 6.7 | 6.7 | 6.7 | 6.7 | 6.7 | 100@6.65 | 100@6.75 | --- | 2024 | 99 | 1 | 663.30 | 5,256.15 | 6.3 | 7.6 | 30202010 |
| 10,567,700 | 0.300 | --- | --- | --- | 06/10/2005 | 13/02/2002 | --- | CPI SA (CR) | 0.512 | -4.12 € | 0.534 | 23/04/2026 | 0.5 | 0.49 | 0.512 | 0.512 | 0.493 | 219@0.489 | 292@0.512 | --- | --- | 9,752 | 14 | 4,805.48 | 5,410.66 | 0.442 | 0.646 | 10102030 |
| 18,680,300 | 0.050 | --- | --- | --- | 06/07/2022 | --- | --- | DIMAND (CR) | 13 | 0.77 # | 12.9 | 23/04/2026 | 12.85 | 12.75 | 13 | 13 | 12.877 | 200@12.80 | 4641@13.00 | --- | --- | 13,414 | 56 | 172,737.30 | 242,843.90 | 10.95 | 13.5 | 35101010 |
| 15,333,480 | 0.100 | --- | 0.04 | --- | 07/07/2025 | 02/02/2026 | --- | E.I.N.S. (CR) | 1.678 | 0.84 # | 1.664 | 23/04/2026 | 1.676 | 1.662 | 1.682 | 1.678 | 1.673 | 300@1.66 | 1250@1.68 | --- | --- | 54,938 | 108 | 91,907.29 | 25,729.58 | 1.38 | 2.115 | 50205020 |
| 60,348,000 | 0.420 | 0.2504 | 0.3025 | --- | 23/06/2025 | 04/08/2021 | --- | EURONEXT ATHENS (CR) | 7.2 | 1.70 # | 7.08 | 23/04/2026 | 7.2 | 7.02 | 7.21 | 7.2 | 7.079 | 145@7.06 | 23@7.20 | --- | --- | 3,271 | 65 | 23,155.25 | 434,505.60 | 5.72 | 7.43 | 30202015 |
| 121,168,897 | 0.040 | --- | --- | --- | 07/07/2010 | 16/01/2024 | 5160 | FRIGOGLASS SA (CR) | 0.41 | 3.27 # | 0.397 | 23/04/2026 | 0.4 | 0.4 | 0.415 | 0.41 | 0.407 | 6000@0.393 | 2440@0.412 | --- | 2024 | 111,329 | 90 | 45,329.94 | 49,679.25 | 0.291 | 0.5 | 50204000 |
| 56,003,921 | 1.55 | --- | --- | --- | 30/08/1993 | 29/01/2026 | --- | IDEAL HOLDINGS (CR) | 5.78 | 0.52 # | 5.75 | 23/04/2026 | 5.78 | 5.75 | 5.81 | 5.78 | 5.787 | 1567@5.77 | 1100@5.81 | --- | --- | 31,032 | 164 | 179,567.12 | 323,702.66 | 5.3 | 6.71 | 10102030 |
| 4,740,000 | 0.860 | --- | --- | --- | 14/03/2003 | --- | --- | LOGISMOS S.A. (CR) | 2.12 | --- | 2.12 | 23/04/2026 | --- | --- | --- | --- | --- | 200@2.00 | 680@2.12 | --- | 2024 | --- | --- | --- | 10,048.80 | 1.96 | 2.58 | 10101015 |
| 17,120,280 | 0.940 | 0.12 | 0.3 | --- | 26/05/2025 | 26/06/2023 | --- | LOULIS FOOD (CR) | 3.97 | 0.51 # | 3.95 | 23/04/2026 | 3.95 | 3.88 | 3.97 | 3.97 | 3.926 | 500@3.87 | 121@3.97 | --- | --- | 1,676 | 14 | 6,579.84 | 67,967.51 | 3.42 | 4.1 | 45102020 |
| 4,419,616 | 1.58 | 0.06 | 0.13 | --- | 07/07/2025 | 04/03/2015 | --- | MEDICON S.A. (CR) | 2.48 | -0.40 € | 2.49 | 23/04/2026 | 2.48 | 2.48 | 2.48 | 2.48 | 2.48 | 150@2.41 | 38@2.48 | --- | --- | 400 | 2 | 992.00 | 10,960.65 | 2.32 | 2.75 | 20102010 |
| 468,700 | 2.8 | 2.4 | --- | --- | 12/06/2025 | 21/05/2004 | --- | MERMEREN KOMB. A.D. PR. (GDR) | 33.2 | -0.60 € | 33.4 | 23/04/2026 | 33.2 | 32.4 | 33.4 | 33.2 | 33.127 | 8@32.40 | 29@33.20 | --- | 2024 | 33 | 5 | 1,093.20 | 15,560.84 | 31 | 36.2 | 55102000 |
| 10,500,000 | 0.950 | 0.15 | 0.25 | --- | 04/07/2025 | 21/07/2023 | --- | MEVACO SA (CR) | 9.14 | --- | 9.14 | 23/04/2026 | 9 | 8.92 | 9.14 | 9.14 | 9.018 | 1000@8.96 | 306@9.14 | --- | 2024 | 3,175 | 17 | 28,631.96 | 95,970.00 | 8.3 | 9.85 | 55102015 |
| 31,400,000 | 0.400 | --- | --- | --- | 26/04/2007 | 10/05/2023 | --- | MIG (CR) | 3.17 | --- | 3.17 | 23/04/2026 | 3.17 | 3.15 | 3.19 | 3.18 | 3.17 | 500@3.14 | 230@3.16 | --- | --- | 1,615 | 23 | 5,119.09 | 99,538.00 | 2.82 | 3.85 | 30202000 |
| 153,908,095 | 0.870 | 0.0229 | 0.0248 | --- | 11/09/2025 | 02/08/2024 | --- | ORILINA PROPERTIES REIC (CR) | 0.818 | -0.24 € | 0.82 | 23/04/2026 | 0.82 | 0.81 | 0.82 | 0.818 | 0.816 | 2112@0.810 | 461@0.818 | --- | --- | 23,264 | 78 | 18,983.14 | 125,896.82 | 0.77 | 0.886 | 35102000 |
| 14,101,683 | 0.100 | 0.0526 | 0.1091 | --- | 03/06/2025 | 02/11/2021 | --- | PERFORMANCE TECHNOLOGIES (CR) | 8.9 | 2.30 # | 8.7 | 23/04/2026 | 8.61 | 8.5 | 8.9 | 8.9 | 8.817 | 1838@8.90 | 100@8.96 | --- | --- | 51,398 | 144 | 453,151.48 | 125,504.98 | 6.62 | 8.92 | 10101010 |
| 107,222,688 | 0.440 | 0.22 | 0.3 | --- | 23/06/2025 | 16/03/2022 | --- | QUEST HOLDINGS (CR) | 7.1 | 0.14 # | 7.09 | 23/04/2026 | 7.01 | 7 | 7.1 | 7.1 | 7.069 | 50@7.01 | 650@7.12 | --- | --- | 8,423 | 54 | 59,545.84 | 761,281.08 | 6.07 | 7.22 | 10101010 |
| 30,703,824 | 0.400 | 0.04 | 0.0509 | --- | 19/08/2025 | 06/08/2021 | --- | REAL CONSULTING (CR) | 6.48 | 1.89 # | 6.36 | 23/04/2026 | 6.46 | 6.36 | 6.7 | 6.48 | 6.05 | 100@6.38 | 629@6.40 | --- | --- | 555,656 | 133 | 3,361,954.34 | 198,960.78 | 4.95 | 6.7 | 10101010 |
| 6,456,530 | 1.08 | 0.16 | 0.15 | --- | 21/07/2025 | 02/08/2010 | --- | SPACE HELLAS SA (CR) | 6.64 | --- | 6.64 | 23/04/2026 | 6.62 | 6.5 | 6.72 | 6.64 | 6.605 | 169@6.64 | 96@6.70 | --- | --- | 964 | 19 | 6,366.76 | 42,871.36 | 5.92 | 8.48 | 15101010 |
| 121,132,042 | 1.60 | 0.08 | 0.1 | 0.0651 | 30/12/2025 | 10/11/2023 | --- | TRADE ESTATES REIC (CR) | 1.962 | -0.30 € | 1.968 | 23/04/2026 | 1.968 | 1.96 | 1.968 | 1.962 | 1.964 | 1500@1.96 | 496@1.97 | --- | --- | 47,053 | 44 | 92,394.93 | 237,661.07 | 1.81 | 2.02 | 35102045 |
| 17,513,933 | 0.300 | --- | --- | --- | 16/11/1992 | 09/10/2025 | --- | UNIBIOS (CR) | 2.66 | -0.93 € | 2.685 | 23/04/2026 | 2.7 | 2.64 | 2.7 | 2.66 | 2.666 | 591@2.66 | 694@2.68 | --- | --- | 6,046 | 30 | 16,121.61 | 46,587.06 | 2.13 | 2.97 | 50204000 |
| 37,975,800 | 0.600 | --- | --- | --- | 10/09/2019 | 01/04/2026 | --- | YKNOT (CR) | 1.085 | 10.04 # | 0.986 | 23/04/2026 | 0.986 | 0.986 | 1.095 | 1.085 | 1.055 | 220@1.07 | 4020@1.10 | --- | --- | 136,557 | 226 | 144,028.92 | 41,203.74 | 0.7326 | 1.7394 | 40501015 |
| 32,413,681 | 0.370 | --- | --- | --- | 15/07/2009 | 11/05/2000 | --- | ALUMIL (CR) | 6.03 | 0.67 # | 5.99 | 23/04/2026 | 5.97 | 5.88 | 6.12 | 6.03 | 5.999 | 1@6.02 | 10@6.10 | --- | --- | 14,436 | 62 | 86,596.39 | 195,454.50 | 5 | 6.88 | 55102035 |
| 3,734,164 | 3.44 | 0.4954 | 0.5896 | --- | 14/10/2025 | 19/07/2022 | --- | ANDROMEDA SA (CR) | 8.36 | --- | 8.36 | 23/04/2026 | 8.28 | 8.24 | 8.36 | 8.36 | 8.315 | 9@8.34 | 300@8.36 | --- | 2025 | 8,139 | 45 | 67,678.28 | 31,217.61 | 7.58 | 9.1 | 30204000 |
| 23,986,500 | 1.00 | --- | --- | --- | 26/06/2009 | 25/08/2025 | --- | BIOKARPET S.A.(CR) | 1.724 | 0.35 # | 1.718 | 23/04/2026 | 1.72 | 1.702 | 1.724 | 1.724 | 1.716 | 432@1.70 | 485@1.72 | --- | --- | 11,048 | 45 | 18,959.51 | 41,352.73 | 1.45 | 2.06 | 50101035 |
| 6,325,000 | 0.600 | 0.145 | 0.07 | --- | 28/07/2025 | 17/02/2014 | --- | VOYATZOGLOU (CR) | 2.02 | -3.81 € | 2.1 | 23/04/2026 | 2.11 | 2.02 | 2.11 | 2.02 | 2.075 | 455@2.02 | 10@2.10 | --- | --- | 3,034 | 26 | 6,296.56 | 12,776.50 | 1.96 | 2.44 | 50205010 |
| 24,060,000 | 0.300 | 0.075 | 0.075 | --- | 17/06/2025 | 01/07/2019 | --- | GEN. COMMERCIAL & IND.SA (CR) | 2.25 | 3.21 # | 2.18 | 23/04/2026 | 2.14 | 2.14 | 2.25 | 2.25 | 2.205 | 106@2.20 | 1428@2.25 | --- | 2025 | 3,036 | 18 | 6,692.96</ | | | | |

Daily Official List

Year: 147 Trading Day No: 74

Section 2: Analytic Figures of Shares Transactions

Friday, 24 April, 2026

| Number of Outstanding Securities | Nominal Value | Dividends [1] | | | Date of Last Coupon | | Note | Shares | Closing price | % change | Previous closing price/date | Open price | Price min | Price max | Last price | Avg price | Last Bid [7] | Last Ask [7] | P/E after tax | Year | Volume | Trades | Transactions Value[8] | Company Mkt Value (thou. €) | Year low | Year high | Sector[4] | | |
|----------------------------------|---------------|---------------|--------|--------|---------------------|------------|------|-------------------------------|---------------|----------|-----------------------------|------------|------------|-----------|------------|-----------|--------------|--------------|---------------|-----------|--------|--------|-----------------------|-----------------------------|--------------|------------|-----------|----------|----------|
| | | 2023 | 2024 | 2025 | Dividend [2] | Right | | | | | | | | | | | | | | | | | | | | | | | |
| 34,720,000 | 0.310 | --- | --- | --- | 16/06/2010 | 01/08/2007 | --- | DROMEAS SA (CR) | 0.323 | -3.58 | € 0.335 | 23/04/2026 | 0.35 | 0.323 | 0.35 | 0.323 | 0.328 | 302@0.323 | 298@0.328 | --- | --- | 9,311 | 18 | 3,051.72 | 11,214.56 | 0.308 | 0.39 | 40202015 | |
| 13,673,200 | 0.420 | 0.05 | 0.05 | --- | 19/08/2025 | 26/07/2001 | --- | EVROFARMA (CR) | 3.7 | -1.07 | € 3.74 | 23/04/2026 | 3.8 | 3.63 | 3.8 | 3.7 | 3.743 | 380@3.54 | 27@3.75 | --- | --- | 734 | 11 | 2,747.00 | 50,590.84 | 3.02 | 4.07 | 45102020 | |
| 18,146,007 | 1.00 | --- | --- | --- | 23/08/2023 | 10/09/2010 | --- | ELASTRON (CR) | 2.33 | -2.92 | € 2.4 | 23/04/2026 | 2.34 | 2.3 | 2.37 | 2.33 | 2.326 | 62@2.33 | 200@2.38 | --- | --- | 13,209 | 59 | 30,720.95 | 42,280.20 | 2.02 | 2.65 | 55102010 | |
| 23,828,130 | 0.500 | 0.108 | 0.1366 | --- | 14/07/2025 | 17/02/2009 | --- | ELINOIL S.A. (CR) | 2.27 | -0.44 | € 2.28 | 23/04/2026 | 2.28 | 2.22 | 2.28 | 2.27 | 2.225 | 1810@2.22 | 799@2.27 | --- | --- | 1,961 | 12 | 4,363.28 | 54,089.86 | 2.11 | 2.59 | 60101020 | |
| 19,864,886 | 5.60 | 0.672 | 0.672 | 0.672 | 23/04/2026 | 02/07/2008 | --- | BANK OF GREECE (CR) | 15 | --- | --- | 15 | 23/04/2026 | 14.9 | 14.9 | 15.1 | 15 | 14.991 | 2@14.95 | 549@15.00 | --- | 2025 | 3,663 | 60 | 54,910.80 | 297,973.29 | 14.8 | 17.5 | 30101010 |
| 26,730,187 | 0.520 | --- | 0.07 | --- | 09/07/2025 | 01/08/2017 | --- | ELTON SA (CR) | 1.74 | 0.58 | # 1.73 | 23/04/2026 | 1.74 | 1.71 | 1.74 | 1.74 | 1.73 | 100@1.74 | 157@1.74 | --- | --- | 17,844 | 41 | 30,874.20 | 46,510.53 | 1.62 | 2.22 | 50205010 | |
| 36,300,000 | 1.12 | 0.0276 | 0.055 | --- | 01/07/2025 | 12/12/2007 | --- | THESSALONIKA WATER & SEWERAGE | 3.88 | -1.27 | € 3.93 | 23/04/2026 | 3.98 | 3.88 | 3.98 | 3.88 | 3.91 | 400@3.86 | 200@3.92 | --- | --- | 39,419 | 83 | 154,145.40 | 140,844.00 | 3.4 | 4.02 | 65102030 | |
| 143,352,325 | 0.260 | --- | --- | --- | 29/08/2022 | 28/04/2025 | --- | EVROPI HOLDINGS S.A. (CR) | 1.92 | 1.27 | # 1.896 | 23/04/2026 | 1.89 | 1.86 | 1.92 | 1.92 | 1.898 | 2675@1.86 | 1174@1.92 | --- | --- | 54,710 | 108 | 103,834.50 | 275,236.46 | 1.77 | 2.34 | 30302025 | |
| 86,735,980 | 0.310 | 0.02 | --- | --- | 22/07/2024 | 07/09/2023 | --- | ATHENS MEDICAL CENTER SA (CR) | 1.95 | -1.02 | € 1.97 | 23/04/2026 | 1.975 | 1.925 | 1.975 | 1.95 | 1.95 | 3000@1.91 | 92@1.95 | --- | --- | 9,104 | 46 | 17,753.68 | 169,135.16 | 1.565 | 2.07 | 20101010 | |
| 114,320,400 | 0.100 | --- | --- | --- | 26/11/2021 | 05/08/2019 | --- | IKTINOS HELLAS SA (CR) | 0.3345 | 1.98 | # 0.328 | 23/04/2026 | 0.328 | 0.325 | 0.335 | 0.3345 | 0.332 | 97@0.329 | 4144@0.335 | --- | --- | 75,332 | 44 | 25,045.12 | 38,240.17 | 0.302 | 0.4535 | 50101035 | |
| 14,111,198 | 0.450 | (0.0133) | 0.07 | --- | 31/07/2025 | 09/01/2025 | --- | ILYDA S.A. (CR) | 4.68 | 0.43 | # 4.66 | 23/04/2026 | 4.62 | 4.55 | 4.74 | 4.68 | 4.648 | 750@4.60 | 287@4.68 | --- | 2024 | 16,273 | 73 | 75,635.44 | 66,040.41 | 3.74 | 5.52 | 10101015 | |
| 3,417,600 | 0.100 | 0.016 | --- | --- | 04/07/2024 | 02/04/2024 | --- | INTERWOOD-XYLEMPORIA (PR) | 0.48 | 2.13 | # 0.47 | 23/04/2026 | 0.48 | 0.48 | 0.48 | 0.48 | 0.48 | 1000@0.450 | 500@0.480 | --- | --- | 500 | 1 | 240.00 | 13,494.39 | 0.4 | 0.76 | 50101020 | |
| 45,417,399 | 0.100 | --- | --- | --- | 25/07/2008 | 02/04/2024 | --- | INTERWOOD-XYLEMPORIA (CR) | 0.261 | 3.16 | # 0.253 | 23/04/2026 | 0.255 | 0.251 | 0.265 | 0.261 | 0.258 | 285@0.261 | 500@0.264 | --- | --- | 51,664 | 70 | 13,346.59 | 13,494.39 | 0.201 | 0.274 | 50101020 | |
| 18,567,912 | 0.590 | 0.16 | 0.201 | --- | 02/07/2025 | 26/01/2021 | --- | INTERLIFE G.C.I.(CR) | 6.8 | -1.45 | € 6.9 | 23/04/2026 | 6.94 | 6.76 | 6.94 | 6.8 | 6.806 | 105@6.76 | 994@6.80 | --- | 2025 | 7,719 | 48 | 52,536.06 | 126,261.80 | 5.56 | 7 | 30302025 | |
| 8,424,900 | 0.500 | --- | --- | --- | 12/07/2010 | 04/07/2019 | --- | INTERTECH SA (CR) | 1.57 | 3.97 | # 1.51 | 23/04/2026 | 1.55 | 1.49 | 1.615 | 1.57 | 1.57 | 20@1.51 | 485@1.54 | --- | 2024 | 30,612 | 83 | 48,071.49 | 13,227.09 | 0.99 | 1.615 | 50205010 | |
| 2,760,000 | 11.83 | 12.4 | 14 | --- | 30/05/2025 | 16/07/1990 | --- | KARELIA (CR) | 3.97 | 0.51 | # 3.95 | 23/04/2026 | 3.91 | 3.86 | 3.97 | 3.97 | 394.715 | 1@390.00 | 203@397.00 | --- | --- | 239 | 25 | 94,337.00 | 1,095,720.00 | 354 | 414 | 45103010 | |
| 19,804,134 | 0.150 | --- | --- | --- | 01/07/2004 | 06/11/2017 | --- | KEKROPS SA (CR) | 1.7 | -2.86 | € 1.75 | 23/04/2026 | 1.74 | 1.7 | 1.755 | 1.7 | 1.713 | 409@1.70 | 99@1.71 | --- | 2024 | 9,086 | 40 | 15,566.87 | 33,667.03 | 1.53 | 2.35 | 35101010 | |
| 11,510,102 | 0.890 | --- | --- | --- | 24/06/2005 | 06/10/1999 | --- | NAFPAKTOS TEXTILE (CR) | 1.32 | -3.30 | € 1.365 | 23/04/2026 | 1.37 | 1.305 | 1.37 | 1.32 | 1.327 | 300@1.29 | 1177@1.32 | --- | --- | 4,955 | 32 | 6,574.55 | 15,193.33 | 1.26 | 1.69 | 55101020 | |
| 21,224,340 | 0.420 | --- | --- | --- | 06/09/2022 | 25/04/2006 | --- | KORDELLOS BROS SA (CR) | 0.446 | -0.89 | € 0.45 | 23/04/2026 | 0.45 | 0.428 | 0.45 | 0.446 | 0.439 | 149@0.435 | 1230@0.446 | --- | 2024 | 19,579 | 34 | 8,589.69 | 9,466.06 | 0.366 | 0.554 | 55102010 | |
| 33,065,136 | 0.380 | 0.3506 | 0.4007 | --- | 21/08/2025 | 16/09/2013 | --- | KRI-KRI S.A. (CR) | 24.4 | 1.46 | # 24.05 | 23/04/2026 | 24.5 | 24.1 | 24.5 | 24.4 | 24.343 | 626@24.30 | 190@24.45 | --- | 2025 | 18,597 | 130 | 452,715.15 | 806,789.32 | 19.18 | 24.65 | 45102020 | |
| 6,200,000 | 0.500 | --- | --- | --- | 22/06/2010 | 01/11/1995 | --- | MINERVA KNITWEAR (CR) | 0.6 | --- | --- | 0.6 | 23/04/2026 | 0.605 | 0.6 | 0.605 | 0.6 | 0.605 | 98@0.600 | 250@0.620 | --- | --- | 52 | 3 | 31.45 | 3,720.00 | 0.473 | 0.772 | 40204020 |
| 5,939,268 | 0.620 | --- | --- | --- | 10/07/2003 | 03/01/2002 | --- | LANAKAM SA (CR) | 1.395 | -4.78 | € 1.465 | 23/04/2026 | 1.4 | 1.37 | 1.465 | 1.4 | 1.396 | 50@1.37 | 200@1.39 | --- | --- | 1,590 | 19 | 2,219.97 | 8,285.28 | 0.96 | 1.465 | 40401020 | |
| 9,819,370 | 0.500 | --- | --- | --- | 14/08/2007 | 09/01/2004 | --- | MATHIOS REFRACTORY SA (CR) | 0.73 | 0.69 | # 0.725 | 23/04/2026 | 0.725 | 0.725 | 0.74 | 0.74 | 0.73 | 200@0.715 | 99@0.740 | --- | --- | 202 | 4 | 147.47 | 7,168.14 | 0.59 | 0.97 | 55101000 | |
| 30,150,000 | 0.360 | 0.122 | 0.1335 | --- | 17/06/2025 | 25/04/2019 | --- | MOTODYNAMICS S.A. (CR) | 2.58 | --- | --- | 2.58 | 23/04/2026 | 2.59 | 2.55 | 2.6 | 2.59 | 2.578 | 200@2.54 | 50@2.60 | --- | --- | 15,945 | 43 | 41,110.90 | 77,787.00 | 2.23 | 2.7 | 40401030 |
| 126,431,958 | 2.50 | 0.025 | 0.043 | --- | 03/06/2025 | 05/06/2024 | --- | NOVAL PROPERTY REIC (CR) | 2.63 | 0.77 | # 2.61 | 23/04/2026 | 2.6 | 2.6 | 2.63 | 2.63 | 2.614 | 9438@2.60 | 1500@2.70 | --- | 2025 | 7,177 | 21 | 18,759.86 | 332,516.05 | 2.51 | 2.92 | 35102045 | |
| 10,080,000 | 3.00 | 1.3 | 2 | --- | 16/05/2025 | 27/08/2001 | --- | TPA SA (CR) | 38.7 | -0.51 | € 38.9 | 23/04/2026 | 38.7 | 38 | 38.9 | 38.7 | 38.296 | 10@38.20 | 41@38.70 | --- | --- | 324 | 23 | 12,408.00 | 390,096.00 | 33.2 | 39.2 | 50206060 | |
| 25,000,000 | 2.00 | 1.336 | 1.92 | --- | 04/08/2025 | 08/08/2003 | --- | P.P.A. S.A. (CR) | 38.9 | 0.91 | # 38.55 | 23/04/2026 | 38.65 | 38.5 | 39 | 38.9 | 38.727 | 926@38.90 | 80@38.95 | --- | 2025 | 13,627 | 160 | 527,739.50 | 972,500.00 | 35.4 | 41.1 | 50206060 | |
| 68,926,799 | 0.240 | --- | --- | --- | 07/07/2023 | --- | --- | ONYX TOURISTIKI S.A. (CR) | 1.38 | 0.88 | # 1.368 | 23/04/2026 | 1.376 | 1.356 | 1.398 | 1.38 | 1.372 | 500@1.37 | 3100@1.40 | --- | --- | 54,135 | 118 | 74,294.11 | 95,118.98 | 1.33 | 2.22 | 40401020 | |
| 4,971,466 | 1.46 | --- | --- | --- | 04/07/2007 | 08/10/2003 | --- | PAIRIS SA (CR) | 0.81 | 1.25 | # 0.8 | 23/04/2026 | 0.818 | 0.756 | 0.818 | 0.81 | 0.78 | 4@0.808 | 967@0.810 | --- | --- | 1,956 | 27 | 1,526.35 | 4,026.89 | 0.6 | 0.984 | 50203030 | |
| 27,098,594 | 0.540 | 0.0702 | 0.0605 | 0.0909 | 21/04/2026 | 14/01/2021 | --- | PAPOUTSANIS (CR) | 3.68 | -1.34 | € 3.73 | 23/04/2026 | 3.71 | 3.68 | 3.71 | 3.68 | 3.685 | 250@3.65 | 136@3.68 | --- | 2025 | 3,685 | 24 | 13,578.05 | 99,722.83 | 3.32 | 4.06 | 45201020 | |
| 7,070,400 | 0.930 | 0.8645 | 0.3242 | --- | 11/07/2025 | 06/05/2016 | --- | PETROPOULOS PETROS (CR) | 8.14 | -1.21 | € 8.24 | 23/04/2026 | 8.24 | 8.1 | 8.26 | 8.1 | 8.202 | 955@8.14 | 150@8.22 | --- | --- | 21,079 | 63 | 172,885.36 | 57,553.06 | 7.58 | 8.98 | 50206015 | |
| 43,741,452 | 0.660 | 0.2388 | 0.2391 | 0.07 | 19/01/2026 | 01/11/1999 | --- | THRACE PLASTICS SA (CR) | 4.035 | 0.12 | # 4.03 | 23/04/2026 | 4.065 | 4.02 | 4.095 | 4.035 | 4.046 | 1200@4.03 | 1295@4.06 | --- | --- | 73,902 | 275 | 298,993.99 | 176,496.76 | 3.55 | 4.535 | 50203015 | |
| 24,319,250 | 0.300 | --- | --- | --- | 09/07/2002 | 04/07/2007 | 5165 | PROODEFTIKH SA (CR) | 0.311 | -0.32 | € 0.312 | 23/04/2026 | 0.312 | 0.311 | 0.318 | 0.311 | 0.315 | 300@0.312 | 1000@0.315 | --- | --- | 30,085 | 31 | 9,462.21 | 7,563.29 | 0.292 | 0.5 | 50101010 | |
| 21,912,599 | 0.300 | 0.0485 | 0.0483 | --- | 29/04/2025 | 23/02/2007 | --- | REVOIL (CR) | 1.605 | 0.31 | # 1.6 | 23/04/2026 | 1.6 | 1.57 | 1.605 | 1.605 | 1.587 | 1350@1.56 | 300@1.61 | --- | --- | 10,740 | 45 | 17,044.24 | 35,169.72 | 1.535 | 1.86 | 60101020 | |
| 13,582,223 | 1.35 | --- | --- | --- | 24/06/2008 | 02/02/2016 | --- | SIDMA STEEL (CR) | 1.545 | -1.28 | € 1.565 | 23/04/2026 | 1.565 | 1.53 | 1.58 | 1.575 | 1.547 | 50@1.54 | 500@1.57 | --- | --- | 3,295 | 28 | 5,096.03 | 20,984.53 | 1.455 | 2.12 | 55102010 | |
| 40,693,350 | 5.00 | --- | --- | --- | 03/07/2006 | 26/05/2015 | --- | TECHNICAL OLYMPIC SA (CR) | 2.39 | 0.42 | # 2.38 | 23/04/2026 | 2.37 | 2.37 | 2.39 | 2.39 | 2.373 | 42@2.37 | 409@2.39 | --- | --- | 2,248 | 21 | 5,333.60 | 97,257.11 | 2.12 | 2.61 | 50206030 | |
| 3,048,000 | 0.300 | --- | --- | --- | 06/07/2007 | 01/06/2021 | --- | TZIRAKIAN PROFIL (CR) | 1.97 | 1.55 | # 1.94 | 23/04/2026 | 1.94 | 1.92 | 1.99 | 1.97 | 1.969 | 35@1.92 | 2333@1.97 | --- | 2024 | 5,120 | 33 | 10,080.85 | 6,004.56 | 1.42 | 2 | 55102010 | |
| 1,011,000 | 1.00 | --- | --- | --- | 01/07/2004 | 11/12/2012 | 5193 | TRIA ALFA SA (CR) | 7.15 | --- | --- | 7.15 | 23/04/2026 | --- | --- | --- | --- | --- | 50@5.75 | 583@6.30 | --- | 2024 | --- | --- | --- | 7,228.65 | 4.64 | 7.5 | 55101020 |
| 45,680,000 | 1.00 | --- | 0.044 | --- | 19/06/2025 | 27/03/2025 | --- | FAIS (CR) | 3.6 | -0.41 | € 3.615 | 23/04/2026 | 3.56 | 3.56 | 3.66 | 3.6 | 3.616 | 980@3.60 | 8895@3.62 | --- | --- | 34,300 | 118 | 124,011.65 | 164,448.00 | 3.34 | 3.995 | 40401020 | |

| Number of Outstanding Securities | Nominal Value | Dividends [1] | | | Date of Last Coupon | | Note | Shares | Closing price | % change | Previous closing price/date | Open price | Price min | Price max | Last price | Avg price | Last Bid [7] | Last Ask [7] | P/E after tax | Year | Volume | Trades | Transactions Value[8] | Company Mkt Value (thou. €) | Year low | Year high | Sector[4] | |
|--|---------------|---------------|--------|--------|---------------------|------------|------|--------------------------------|---------------|----------|-----------------------------|------------|-----------|-----------|------------|-----------|--------------|--------------|---------------|------|--------|--------|-----------------------|-----------------------------|--------------|-----------|-----------|----------|
| 8,340,750 | 1.16 | --- | --- | --- | 25/06/2009 | 17/09/2018 | --- | HAIDEMENOS SA (CR) | 0.71 | -1.39 € | 0.72 | 23/04/2026 | 0.7 | 0.7 | 0.715 | 0.715 | 0.708 | 100@0.700 | 42@0.725 | --- | 2024 | 180 | 3 | 127.50 | 5,921.93 | 0.65 | 0.83 | 50205030 |
| Main Market - Low Liquidity Class | | | | | | | | | | | | | | | | | | | | | | | | | | | | |
| 11,943,624 | 0.540 | 0.15 | 0.165 | --- | 01/07/2025 | 30/08/2019 | --- | FLEXOPACK SA (CR) | 7.7 | --- | 7.7 | 23/04/2026 | 7.7 | 7.7 | 7.7 | 7.7 | 7.7 | 500@7.70 | 426@7.95 | --- | --- | 7,500 | 24 | 57,750.00 | 91,965.90 | 7.4 | 8.6 | 50203030 |
| 244,737,498 | 0.500 | 0.02 | 0.03 | 0.04 | 26/03/2026 | 28/12/2023 | --- | TRASTOR REAL EST. INV. CO.(CR) | 1.225 | -3.92 € | 1.275 | 23/04/2026 | 1.26 | 1.22 | 1.26 | 1.23 | 1.235 | 35@1.22 | 250@1.24 | --- | 2025 | 2,283 | 17 | 2,820.38 | 299,803.44 | 1.15 | 1.38 | 35102000 |
| 15,300,000 | 0.300 | --- | 0.01 | --- | 09/10/2025 | 13/12/1999 | --- | ATTICA PUBLICATIONS SA (CR) | 1.355 | --- | 1.355 | 23/04/2026 | 1.35 | 1.35 | 1.35 | 1.35 | 1.35 | 125@1.31 | 50@1.35 | --- | --- | 50 | 1 | 67.50 | 20,731.50 | 1.17 | 1.44 | 40301030 |
| 18,810,000 | 0.400 | 0.0381 | 0.0591 | --- | 20/10/2025 | 14/11/2007 | --- | VARVERIS - MODA BAGNO SA (CR) | 6.62 | 1.53 # | 6.52 | 23/04/2026 | 6.66 | 6.62 | 6.7 | 6.62 | 6.643 | 100@6.54 | 1675@6.62 | --- | --- | 525 | 8 | 3,487.40 | 124,522.20 | 5.16 | 6.7 | 40401025 |
| 3,307,500 | 0.210 | 0.4 | 0.4 | --- | 23/10/2025 | 30/11/2022 | --- | ELVE SA (CR) | 5.35 | 3.88 # | 5.15 | 23/04/2026 | 5.35 | 5.35 | 5.35 | 5.35 | 5.35 | 55@5.20 | 777@5.35 | --- | 2024 | 223 | 2 | 1,193.05 | 17,695.13 | 5 | 5.8 | 40204020 |
| 21,364,000 | 1.12 | --- | --- | --- | 21/08/2023 | 08/03/2023 | --- | LAMPSA HOTEL SA (CR) | 47.6 | --- | 47.6 | 23/04/2026 | 48.4 | 48.4 | 48.4 | 48.4 | 48.4 | 69@47.80 | 50@49.20 | --- | --- | 1 | 1 | 48.40 | 1,016,926.40 | 42.2 | 48.4 | 40501025 |
| 38,566,614 | 0.700 | --- | --- | --- | 21/07/2008 | 07/07/2025 | --- | MOUZAKIS (CR) | 0.545 | --- | 0.545 | 23/04/2026 | 0.595 | 0.595 | 0.595 | 0.595 | 0.595 | 200@0.540 | 254@0.595 | --- | --- | 200 | 1 | 119.00 | 21,018.80 | 0.535 | 0.69 | 55101020 |
| 42,500,000 | 1.00 | 0.0383 | 0.0538 | 0.1673 | 21/11/2025 | 13/09/2023 | --- | MPL KEDROS (CR) | 4.37 | --- | 4.37 | 23/04/2026 | 4.37 | 4.37 | 4.38 | 4.37 | 4.372 | 299@4.33 | 300@4.38 | --- | --- | 1,167 | 12 | 5,101.79 | 185,725.00 | 4.23 | 4.41 | 35102000 |
| 6,340,000 | 0.600 | 0.2 | 0.23 | 0.23 | 09/12/2025 | 11/01/2024 | --- | NAKAS MUSIC | 3.4 | --- | 3.4 | 23/04/2026 | 3.4 | 3.38 | 3.42 | 3.4 | 3.404 | 14@3.38 | 324@3.42 | --- | --- | 88 | 9 | 299.58 | 21,556.00 | 3.24 | 3.92 | 40401030 |
| 27,379,200 | 0.980 | 0.5001 | 0.52 | --- | 25/08/2025 | 29/08/2022 | --- | CRETE PLASTICS SA (CR) | 14 | --- | 14 | 23/04/2026 | 14.6 | 14.6 | 14.6 | 14.6 | 14.6 | 15@14.20 | 492@14.60 | --- | --- | 38 | 2 | 554.80 | 383,308.80 | 13.2 | 15.9 | 50203015 |
| 255,494,534 | 2.71 | 0.247 | 0.705 | 0.216 | 15/12/2025 | 30/09/2021 | --- | PRODEA (CR) | 5.9 | -0.84 € | 5.95 | 23/04/2026 | 5.95 | 5.9 | 5.95 | 5.95 | 5.931 | 1000@5.90 | 398@5.95 | --- | --- | 7,847 | 38 | 46,539.40 | 1,507,417.75 | 5.2 | 6.5 | 35102000 |
| 4,181,450 | 0.500 | --- | --- | --- | 21/08/2000 | 05/03/2002 | --- | FLOUR MILLS SARANTOPOULOS SA | 1.56 | --- | 1.56 | 23/04/2026 | --- | --- | --- | --- | --- | --- | 925@1.70 | --- | --- | --- | --- | --- | 6,523.06 | 1.12 | 1.7 | 45102020 |

Exchange Traded Funds (ETFs)

| | | | | | | | | | | | | | | | | | | | | | | | | | | | | |
|-----------|-----|-----|-----|-----|------------|-----|-----|--------------------------------|-------|---------|-------|------------|----|-------|-------|-------|--------|----------|-----------|-----|-----|-------|----|------------|-----|-------|-------|-------|
| 1,380,078 | --- | --- | --- | --- | 15/06/2016 | --- | --- | ALPHA ETF FTSE Athex Large Cap | 57.23 | -0.78 € | 57.68 | 23/04/2026 | 57 | 56.72 | 57.68 | 57.23 | 57.132 | 85@57.00 | 500@57.16 | --- | --- | 4,908 | 84 | 280,404.03 | --- | 51.03 | 66.71 | 12003 |
|-----------|-----|-----|-----|-----|------------|-----|-----|--------------------------------|-------|---------|-------|------------|----|-------|-------|-------|--------|----------|-----------|-----|-----|-------|----|------------|-----|-------|-------|-------|

Surveillance

| | | | | | | | | | | | | | | | | | | | | | | | | | | | | |
|-----------|-------|-----|-----|-----|------------|------------|-----|--------------------|-------|-----|-------|------------|-----|-----|-----|-----|-----|-----|------------|-----|------|-----|-----|-----|----------|-------|------|----------|
| 8,321,682 | 0.670 | --- | --- | --- | 17/08/2007 | 23/11/1999 | --- | N. LEVENTERIS (CR) | 0.278 | --- | 0.278 | 23/04/2026 | --- | --- | --- | --- | --- | --- | 5600@0.270 | --- | 2024 | --- | --- | --- | 2,708.80 | 0.252 | 0.32 | 55102010 |
| 2,160,524 | 0.670 | --- | --- | --- | 03/12/2018 | 23/11/1999 | --- | N. LEVENTERIS (PR) | 0.183 | --- | 0.183 | 23/04/2026 | --- | --- | --- | --- | --- | --- | 2000@0.190 | --- | 2024 | --- | --- | --- | 2,708.80 | 0.165 | 0.2 | 55102010 |

Suspension Status

| | | | | | | | | | | | | | | | | | | | | | | | | | | | | |
|------------|-------|-----|-----|-----|------------|------------|------|----------------------------|-------|-----|-------|------------|-----|-----|-----|-----|-----|-----|-------------|-----|-----|-----|-----|-----|----------|-------|-------|----------|
| 13,191,620 | 0.620 | --- | --- | --- | 04/08/2010 | 09/09/2002 | 5232 | YALCO - CONSTANTINOU (CR) | 0.16 | --- | 0.16 | 30/05/2025 | --- | --- | --- | --- | --- | --- | 26032@0.162 | --- | --- | --- | --- | --- | 2,110.66 | 0.16 | 0.16 | 40202020 |
| 17,579,754 | 4.16 | --- | --- | --- | 18/08/2006 | 02/08/2010 | --- | BIOTER SA (CR) | 0.206 | --- | 0.206 | 30/05/2025 | --- | --- | --- | --- | --- | --- | --- | --- | --- | --- | --- | --- | 3,621.43 | 0.206 | 0.206 | 50101010 |
| 3,961,300 | 1.28 | --- | --- | --- | 29/06/2004 | 03/08/2000 | 5248 | DUROS SA (CR) | 0.25 | --- | 0.25 | 24/04/2023 | --- | --- | --- | --- | --- | --- | --- | --- | --- | --- | --- | --- | 990.33 | 0.25 | 0.25 | 40204020 |
| 15,842,391 | 1.51 | --- | --- | --- | 15/07/2009 | 12/05/2000 | 5141 | BITROS HOLDING SA (CR) | 0.51 | --- | 0.51 | 30/05/2025 | --- | --- | --- | --- | --- | --- | --- | --- | --- | --- | --- | --- | 8,079.62 | 0.51 | 0.51 | 55102010 |
| 28,438,268 | 0.070 | --- | --- | --- | 21/08/2006 | 24/11/1999 | 5253 | SPIROY AGRICULTURE SA (CR) | 0.138 | --- | 0.138 | 30/05/2025 | --- | --- | --- | --- | --- | --- | --- | --- | --- | --- | --- | --- | 3,924.48 | 0.138 | 0.138 | 45102010 |

Shares' Notes

| Code | Note text |
|------|--|
| () | - Adjusted dividends. |
| * | - Last adjusted closing price. |
| [1] | - Net dividends. |
| [2] | - The "Date of Last Coupon" for New listings refers to the date company's stocks started to trade in Athex |
| [3] | - The Company Market Value is referred to the number of outstanding shares |
| [4] | - Sectors codification can be found in Appendix A |
| [5] | - The Market Value refers to the total number of shares listed (including their several classes) in the exchange by the company. |
| [6] | - P/E greater than 100 |
| [7] | - Last view of the Order Book before the end of the trading session |
| [8] | - All Blocks Methods' Transactions Value are included. |
| 5141 | - Transfer to the Surveillance Category as of 10/05/2017. |
| 5160 | - Transfer to the Surveillance Category as of 15/04/2016. |
| 5165 | - Transfer to the Surveillance Category as of 15/02/2018. |
| 5193 | - Transfer to the Surveillance Category as of 25/10/2018. |
| 5232 | - Transfer to the Under Surveillance Category from 08/04/2011. |
| 5248 | - Transfer to the Surveillance Category as of 06/09/20116. |
| 5253 | - Transfer to the Surveillance Category as of 14/5/2021. |

Securities Blocks Details

| Securities | Block Volume | Price | Block Trade Value | Time of approval | Note |
|-----------------------------|--------------|-------|-------------------|------------------|------|
| REAL CONSULTING (CR) | 500,000 | 6.00 | 3,000,000.00 | 10:31:04 | 20 |
| PIRAEUS BANK (CR) | 75,000 | 8.24 | 618,150.00 | 10:49:52 | 20 |
| AUSTRIACARD (CB) | 75,000 | 7.65 | 573,750.00 | 11:05:16 | 20 |
| PIRAEUS BANK (CR) | 286,551 | 8.25 | 2,362,899.55 | 11:23:23 | 20 |
| BALLY'S INTRALOT (CR) | 900,000 | 1.10 | 987,300.00 | 11:56:18 | 20 |
| BALLY'S INTRALOT (CR) | 540,000 | 1.09 | 588,600.00 | 12:02:50 | 20 |
| AKTOR S.A. HOLDING CO. (CR) | 34,000 | 11.00 | 374,000.00 | 12:03:24 | 20 |
| PPC (CR) | 25,000 | 17.04 | 426,000.00 | 12:35:33 | 20 |
| P.P.A. S.A. (CR) | 2,000 | 38.65 | 77,300.00 | 12:35:54 | 20 |
| PPC (CR) | 167,355 | 17.00 | 2,845,035.00 | 12:36:07 | 20 |
| BALLY'S INTRALOT (CR) | 1,000,000 | 1.09 | 1,090,000.00 | 12:47:50 | 20 |
| PPC (CR) | 50,000 | 17.93 | 896,500.00 | 13:43:49 | 20 |
| JUMBO SA (CR) | 25,000 | 23.56 | 589,000.00 | 13:44:48 | 20 |
| PPC (CR) | 50,000 | 17.93 | 896,500.00 | 13:46:14 | 20 |
| BALLY'S INTRALOT (CR) | 185,276 | 1.10 | 204,174.15 | 13:46:53 | 20 |
| PPC (CR) | 49,402 | 18.00 | 889,236.00 | 13:59:46 | 20 |
| PPC (CR) | 49,028 | 17.96 | 880,542.88 | 14:06:18 | 20 |
| PPC (CR) | 100,000 | 18.13 | 1,812,500.00 | 15:09:12 | 20 |
| JUMBO SA (CR) | 15,000 | 23.56 | 353,400.00 | 15:19:15 | 20 |
| PPC (CR) | 100,000 | 18.18 | 1,818,000.00 | 15:49:55 | 20 |
| PPC (CR) | 95,000 | 18.18 | 1,727,100.00 | 15:53:22 | 20 |
| BALLY'S INTRALOT (CR) | 1,000,000 | 1.10 | 1,100,000.00 | 16:09:16 | 20 |
| PPC (CR) | 65,660 | 18.15 | 1,191,400.70 | 16:31:09 | 20 |
| CC HBC AG (CR) | 210 | 50.50 | 10,605.00 | 16:41:26 | 18 |
| PPC (CR) | 110,131 | 18.13 | 1,996,675.03 | 16:57:17 | 20 |
| EUROBANK (CR) | 245,899 | 3.85 | 945,727.55 | 17:15:32 | 20 |

Blocks Notes

9 - Method 6-1 / Special Fees

10 - Method 6-1 / Special Fees, SDS

14 - Method 6-3 / Settlement, Incomplete Buy and Sell

18 - Method 6-2 / SPOT 1

19 - Method 6-2 / SPOT 2

20 - Method 6-1 and Method 6-1 Same Day Settlement

21 - Other Pre-agreed

Shares Rights Details

| Occured date | Exercise from | Exercise until | Trading until | Rights | Price min | Price max | Closing price | Last Bid | Last Ask | Volume | Trades | Transactions Value |
|--------------|---------------|----------------|---------------|--------|-----------|-----------|---------------|----------|----------|--------|--------|--------------------|
|--------------|---------------|----------------|---------------|--------|-----------|-----------|---------------|----------|----------|--------|--------|--------------------|

No Rights Transactions.

Forced Sales Details

| Securities | Category of Security | Transactions Volume | Number of Trades | Transactions Value | Note |
|------------|----------------------|------------------------|---------------------|-----------------------|------|
|------------|----------------------|------------------------|---------------------|-----------------------|------|

No Forced Transactions.

Forced Sales Notes

- 1 - Compulsory Public Forced Sales
- 2 - Forced Sales of Fixed Registered Shares
- 3 - Forced Sales of Remaining Fractional Shares

Exchange Traded Funds (ETFs) Characteristics

| | Transactions Date (T) | Creation / Redemption | Units (T-1) | New Units (T-1) | Redemption Units (T-1) | Units (T) [1] | Fund Assets [2] | Net Unit Price | Dividend per Unit | Dividend Date |
|--------------------------------|--------------------------|--------------------------|----------------|--------------------|---------------------------|------------------|-----------------|-------------------|----------------------|------------------|
| ALPHA ETF FTSE Athex Large Cap | 24/04/2026 | 5,000 | 1,380,078 | --- | --- | 1,380,078 | 79,013,340.00 | 57.2528 | 1.15 | 01/07/2025 |

ETFs Notes

[1] - Units (T) = Units (T-1) + New Units (T-1) - Redemption Units (T-1)

[2] - The Creation / Redemption Units of T-1 are included.

Non Convertible Corporate Bonds - Regulated Market

| Num Listed Bonds | Nominal price | Issue price | Today's Rate | Exp. Date | Duration (years) | Note | Coupon | | Trading Unit | Corporate Bonds | Accrued Int. | Yield.T.Mat | Price min | Price max | Closing price | Previous closing price/date | Volume | Transactions Value | Last order | | ear min | Year max | | |
|------------------|---------------|-------------|--------------|------------|------------------|------|--------|-----------|--------------|---|--------------|-------------|-----------|-----------|---------------|-----------------------------|------------|--------------------|------------|------------|---------|------------|----------|----------|
| | | | | | | | Common | Preferred | | | | | | | | | | | Price | Buy / Sell | | | Date | |
| 250,000 | 1,000.00 | 1,000.00 | 3.75 | 25/02/2033 | 7 | --- | 1 | --- | 1 | CAPITAL CLEAN ENERGY CARRIERS CORP. (Non Convert) | 6.4583 | 4.0180 | 98.3500 | 98.4200 | 98.4111 | 98.2870 | 23/04/2026 | 192,000 | 190,133.02 | 98.4100 | B | 24/04/2026 | 95.0002 | 99.9895 |
| 320,000 | 1,000.00 | 1,000.00 | 3.40 | 21/07/2027 | 7 | --- | 12 | --- | 1 | LAMDA DEVELOPMENT S.A. (Non Convertible) | 9.1611 | 3.0020 | 99.6500 | 99.8999 | 99.7591 | 99.7500 | 23/04/2026 | 33,000 | 33,221.11 | 99.5500 | B | 24/04/2026 | 97.5000 | 100.0000 |
| 200,000 | 1,000.00 | 1,000.00 | 1.90 | 23/03/2028 | 7 | --- | 11 | --- | 1 | MOTOR OIL CORINTH REFINERIES SA (Non Convertible) | 1.9000 | 3.1110 | 97.1000 | 97.4700 | 97.2233 | 97.1730 | 23/04/2026 | 3,000 | 2,922.40 | 97.0200 | B | 24/04/2026 | 96.7000 | 98.0000 |
| 150,000 | 1,000.00 | 1,000.00 | 2.60 | 22/10/2026 | 7 | --- | 14 | --- | 1 | TERNA ENERGY FINANCE S.A. (Non Convertible) | 0.4333 | 3.9510 | 99.0000 | 99.0000 | 99.0000 | 99.6020 | 23/04/2026 | 3,000 | 2,971.30 | 99.4000 | B | 24/04/2026 | 98.4189 | 99.7794 |
| 100,000 | 1,000.00 | 1,000.00 | 2.80 | 25/01/2027 | 5 | --- | 9 | --- | 1 | PREMIA S.A. (Non Convertible) | 7.1556 | 3.6960 | 99.0000 | 99.0000 | 99.0000 | 99.0500 | 22/04/2026 | 8,000 | 7,977.24 | 99.0000 | B | 24/04/2026 | 97.7000 | 99.5000 |
| 500,000 | 1,000.00 | 1,000.00 | 4.00 | 10/07/2030 | 7 | --- | 6 | --- | 1 | METLEN ENERGY & METALS S.A. (Non Convertible) | 11.7778 | 3.5620 | 99.9999 | 100.1399 | 100.1300 | 100.0420 | 23/04/2026 | 244,000 | 247,066.35 | 100.1000 | B | 24/04/2026 | 98.3000 | 101.4000 |
| 99,697 | 1,000.00 | 1,000.00 | 5.50 | 15/12/2028 | 5 | --- | 5 | --- | 1 | IDEAL HOLDINGS S.A. (Non Convertible) | 20.4722 | 3.7730 | 103.0000 | 103.3490 | 103.0000 | 103.2900 | 23/04/2026 | 16,000 | 16,818.03 | 102.8500 | B | 24/04/2026 | 101.4645 | 104.1000 |
| 500,000 | 1,000.00 | 1,000.00 | 3.80 | 18/11/2032 | 7 | --- | 1 | --- | 1 | LAMDA DEVELOPMENT S.A. (Non convertible) | 16.9944 | 3.9450 | 97.6000 | 99.0000 | 98.8900 | 98.5500 | 23/04/2026 | 235,000 | 235,705.69 | 98.2100 | B | 24/04/2026 | 96.7229 | 99.9999 |
| 140,000 | 1,000.00 | 1,000.00 | 4.70 | 15/12/2030 | 5 | --- | 1 | --- | 1 | AKTOR S.A. (Non convertible) | 17.4944 | 4.1210 | 102.0000 | 102.9000 | 102.0089 | 102.3820 | 23/04/2026 | 101,000 | 104,795.94 | 102.1100 | B | 24/04/2026 | 100.6000 | 103.4900 |
| 500,000 | 1,000.00 | 1,000.00 | 2.75 | 03/07/2027 | 7 | --- | 12 | --- | 1 | GEK TERNA S.A. (Non Convertible) | 8.6319 | 3.1100 | 98.9000 | 99.0000 | 98.9945 | 99.0000 | 23/04/2026 | 130,000 | 129,815.03 | 98.9000 | B | 24/04/2026 | 97.7500 | 99.5000 |
| 150,000 | 1,000.00 | 1,000.00 | 4.10 | 08/04/2033 | 7 | --- | 1 | --- | 1 | PREMIA REIC (Non Convertible) | 2.2778 | 4.0930 | 99.5200 | 100.0000 | 100.0000 | 100.0000 | 23/04/2026 | 26,000 | 26,016.03 | 99.5000 | B | 24/04/2026 | 98.8220 | 100.3700 |
| 250,000 | 1,000.00 | 1,000.00 | 3.70 | 04/07/2032 | 7 | --- | 2 | --- | 1 | AEGEAN AIRLINES S.A. (Non Convertible) | 11.6139 | 3.6780 | 99.3400 | 99.7500 | 99.5455 | 99.5790 | 23/04/2026 | 23,000 | 23,162.59 | 99.4000 | B | 24/04/2026 | 98.0875 | 102.0999 |
| 300,000 | 1,000.00 | 1,000.00 | 2.30 | 20/07/2028 | 7 | --- | 10 | --- | 1 | PRODEA REIC S.A.(Non Convertible) | 6.2611 | 2.6170 | 98.5010 | 99.0000 | 98.6970 | 98.8500 | 23/04/2026 | 76,000 | 75,537.37 | 98.6010 | B | 24/04/2026 | 95.0000 | 99.9510 |
| 250,000 | 1,000.00 | 1,000.00 | 2.45 | 16/11/2028 | 7 | --- | 9 | --- | 1 | ELVALHALCOR S.A. (Non Convertible) | 11.0250 | 3.0280 | 96.1733 | 99.0000 | 97.8000 | 97.2500 | 23/04/2026 | 114,000 | 112,238.51 | 97.8000 | B | 24/04/2026 | 94.9873 | 99.0000 |
| 120,000 | 1,000.00 | 1,000.00 | 2.65 | 06/12/2028 | 7 | --- | 9 | --- | 1 | NOVAL PROPERTY REIC (Non Convertible) | 10.3792 | 3.4740 | 96.5000 | 97.1000 | 97.0000 | 96.7000 | 23/04/2026 | 19,000 | 18,603.20 | 96.8500 | B | 24/04/2026 | 95.0000 | 99.9900 |
| 300,000 | 1,000.00 | 1,000.00 | 2.30 | 14/12/2028 | 7 | --- | 9 | --- | 1 | GEK TERNA S.A. (Non Convertible) | 8.5611 | 3.2090 | 96.5490 | 96.9500 | 96.9500 | 96.2820 | 23/04/2026 | 95,000 | 92,660.24 | 96.8100 | B | 24/04/2026 | 95.0000 | 97.2100 |
| 100,000 | 1,000.00 | 1,000.00 | 2.95 | 11/02/2027 | 5 | --- | 9 | --- | 1 | SAFE BULKERS PARTICIPATIONS PLC (Non Convertible) | 6.2278 | 3.7450 | 99.0000 | 99.0001 | 99.0001 | 99.1000 | 23/04/2026 | 3,000 | 2,988.69 | 99.0001 | B | 24/04/2026 | 97.8500 | 99.8700 |
| 100,000 | 1,000.00 | 1,000.00 | 4.40 | 26/07/2029 | 7 | --- | 8 | --- | 1 | CPLP SHIPPING HOLDINGS PLC (Non Convertible) | 11.2444 | 3.5580 | 100.7310 | 100.7310 | 100.7310 | 100.7310 | 23/04/2026 | 1,000 | 1,018.55 | 100.7310 | B | 24/04/2026 | 100.1928 | 102.8500 |
| 200,000 | 1,000.00 | 1,000.00 | 4.25 | 23/01/2029 | 5 | --- | 5 | --- | 1 | AUTOHELLAS S.A. (Non Convertible) | 11.2153 | 3.6800 | 99.6300 | 100.5699 | 100.5389 | 100.6500 | 23/04/2026 | 18,000 | 18,208.96 | 100.1200 | B | 24/04/2026 | 99.5000 | 102.0000 |

Corporate Bonds Notes

Transactions Volume = (Pieces) * (Nominal Price). Transactions Value = (Pieces) * (Nominal Price) * (price %) + (Accrued interest).

The price of a Bond is stated as a percentage (%) of Bond's Nominal Price.

Nominal Price in Euros (€), except if it is noted differently.

Non Convertible Corporate Bonds - Regulated Market

| Num Listed Bonds | Nominal price | Issue price | Today's Rate | Exp. Date | Duration (years) | Note | Coupon | | Trading Unit | Corporate Bonds | Accrued Int. | Yield.T.Mat | Price min | Price max | Closing price | Previous closing price/date | Volume | Transactions Value | Last order | | | ear min | Year max | |
|------------------|---------------|-------------|--------------|------------|------------------|------|--------|-----------|--------------|----------------------------------|--------------|-------------|-----------|-----------|---------------|-----------------------------|------------|--------------------|------------|------------|------|------------|----------|----------|
| | | | | | | | Common | Preferred | | | | | | | | | | | Price | Buy / Sell | Date | | | |
| 130,000 | 1,000.00 | 1,000.00 | 6.00 | 27/02/2029 | 5 | --- | 5 | --- | 1 | INTRALOT S.A. (Non Convertible) | 10.0000 | 4.4410 | 102.1011 | 102.5000 | 102.5000 | 102.5150 | 23/04/2026 | 13,000 | 13,443.03 | 102.2010 | B | 24/04/2026 | 101.0000 | 104.5000 |
| 500,000 | 1,000.00 | 1,000.00 | 3.20 | 29/09/2032 | 7 | --- | 2 | --- | 1 | GEK TERNA S.A. (Non Convertible) | 2.5778 | 3.7200 | 96.8500 | 96.9200 | 96.9080 | 96.9150 | 23/04/2026 | 10,000 | 9,716.58 | 96.8700 | B | 24/04/2026 | 94.0000 | 99.3790 |

Corporate Bonds Notes

Transactions Volume = (Pieces) * (Nominal Price). Transactions Value = (Pieces) * (Nominal Price) * (price %) + (Accrued interest).

The price of a Bond is stated as a percentage (%) of Bond's Nominal Price.

Nominal Price in Euros (€), except if it is noted differently.

Government Bonds

| Number Listed Bonds | Nominal price | Today's Rate | Accrued Interest Calc | Exp. Date [1] | Duration (years) | Note | Coupons Date | Curr. coupon value | Trading Unit | Government Bonds | Price min | Price max | Closing price | Previous closing price/date | Volume | Transactions Value | Price | Last order Buy / Sell | Date |
|---------------------|---------------|--------------|-----------------------|---------------|------------------|------|-------------------|--------------------|--------------|----------------------------------|-----------|-----------|---------------|-----------------------------|--------|--------------------|----------|-----------------------|------------|
| 4,000,000 | 1,000.00 | 4.13 | Actual/Actual | 15/06/2054 | 30 | --- | 15/06 | 4.13 | 1 | GGB-FXD-150654-30Y-4.125-1.000 | --- | --- | --- | --- | --- | --- | --- | --- | --- |
| 4,700,000 | 1,000.00 | 1.88 | Actual/Actual | 04/02/2035 | 15 | --- | 04/02 | 1.88 | 1 | GGB-FXD-040235-15Y-1.875-1.000 | --- | --- | --- | --- | --- | --- | --- | --- | --- |
| 6,000,000 | 1,000.00 | 0.75 | Actual/Actual | 18/06/2031 | 10 | --- | 18/06 | 0.75 | 1 | GGB-FXD-180631-10Y-0.750-1.000 | --- | --- | --- | --- | --- | --- | --- | --- | --- |
| 3,600,000 | 1,000.00 | 3.88 | Actual/Actual | 15/06/2028 | 5 | --- | 15/06 | 3.88 | 1 | GGB-FXD-150628-05Y-3.875-1.000 | --- | --- | --- | --- | --- | --- | --- | --- | --- |
| 5,962,747,327 | 1.00 | 3.75 | Actual/Actual | 30/01/2028 | 10 | --- | /02 - 02/02 - 31/ | 3.75 | 1 | GGB-FXD-300128-10Y-3.750-1.000 | --- | --- | --- | 85.4610 13/07/2018 | --- | --- | 1.0000 | B | 28/11/2018 |
| 7,067,309,386 | 1.00 | 3.90 | Actual/Actual | 30/01/2033 | 15 | --- | /02 - 02/02 - 31/ | 3.90 | 1 | GGB-FXD-300133-15Y-3.900-1.000 | --- | --- | --- | 78.6730 13/07/2018 | --- | --- | 1.0000 | B | 28/11/2018 |
| 5,622,848,349 | 1.00 | 4.00 | Actual/Actual | 30/01/2037 | 19 | --- | /02 - 02/02 - 31/ | 4.00 | 1 | GGB-FXD-300137-19Y-4.000-1.000 | --- | --- | --- | 77.0370 13/07/2018 | --- | --- | 1.0000 | B | 28/11/2018 |
| 5,476,770,669 | 1.00 | 4.20 | Actual/Actual | 30/01/2042 | 24 | --- | /02 - 02/02 - 31/ | 4.20 | 1 | GGB-FXD-300142-24Y-4.200-1.000 | --- | --- | --- | 77.7640 13/07/2018 | --- | --- | 1.0000 | B | 28/11/2018 |
| 4,950,000 | 1,000.00 | 3.38 | Actual/Actual | 15/06/2034 | 10 | --- | 15/06 | 3.38 | 1 | GGB-FXD-150634-10Y-3.375-1.000 | --- | --- | --- | --- | --- | --- | --- | --- | --- |
| 41,118,344 | 1.00 | 4.30 | Actual/Actual | 24/02/2027 | 15 | --- | 24/02 | 4.30 | 1 | GGB-FXD-240227-15Y-2.000-1.000 | --- | --- | --- | 10.0000 22/06/2015 | --- | --- | --- | --- | --- |
| 45,137,734 | 1.00 | 4.30 | Actual/Actual | 24/02/2028 | 16 | --- | 24/02 | 4.30 | 1 | GGB-FXD-240228-16Y-2.000-1.000 | --- | --- | --- | 10.0000 22/06/2015 | --- | --- | --- | --- | --- |
| 61,768,888 | 1.00 | 4.30 | Actual/Actual | 24/02/2029 | 17 | --- | 24/02 | 4.30 | 1 | GGB-FXD-240229-17Y-2.000-1.000 | --- | --- | --- | 10.0000 22/06/2015 | --- | --- | --- | --- | --- |
| 54,567,744 | 1.00 | 4.30 | Actual/Actual | 24/02/2030 | 18 | --- | 24/02 | 4.30 | 1 | GGB-FXD-240230-18Y-2.000-1.000 | --- | --- | --- | 10.0000 22/06/2015 | --- | --- | --- | --- | --- |
| 37,541,515 | 1.00 | 4.30 | Actual/Actual | 24/02/2031 | 19 | --- | 24/02 | 4.30 | 1 | GGB-FXD-240231-19Y-2.000-1.000 | --- | --- | --- | 10.0000 22/06/2015 | --- | --- | --- | --- | --- |
| 37,558,317 | 1.00 | 4.30 | Actual/Actual | 24/02/2032 | 20 | --- | 24/02 | 4.30 | 1 | GGB-FXD-240232-20Y-2.000-1.000 | --- | --- | --- | 10.0000 22/06/2015 | --- | --- | --- | --- | --- |
| 37,473,732 | 1.00 | 4.30 | Actual/Actual | 24/02/2033 | 21 | --- | 24/02 | 4.30 | 1 | GGB-FXD-240233-21Y-2.000-1.000 | --- | --- | --- | 10.0000 22/06/2015 | --- | --- | --- | --- | --- |
| 33,888,293 | 1.00 | 4.30 | Actual/Actual | 24/02/2034 | 22 | --- | 24/02 | 4.30 | 1 | GGB-FXD-240234-22Y-2.000-1.000 | --- | --- | --- | 10.0000 22/06/2015 | --- | --- | --- | --- | --- |
| 35,177,800 | 1.00 | 4.30 | Actual/Actual | 24/02/2035 | 23 | --- | 24/02 | 4.30 | 1 | GGB-FXD-240235-23Y-2.000-1.000 | --- | --- | --- | 10.0000 22/06/2015 | --- | --- | --- | --- | --- |
| 35,547,268 | 1.00 | 4.30 | Actual/Actual | 24/02/2036 | 24 | --- | 24/02 | 4.30 | 1 | GGB-FXD-240236-24Y-2.000-1.000 | --- | --- | --- | 10.0000 22/06/2015 | --- | --- | --- | --- | --- |
| 40,246,306 | 1.00 | 4.30 | Actual/Actual | 24/02/2037 | 25 | --- | 24/02 | 4.30 | 1 | GGB-FXD-240237-25Y-2.000-1.000 | --- | --- | --- | 10.0000 22/06/2015 | --- | --- | --- | --- | --- |
| 37,643,952 | 1.00 | 4.30 | Actual/Actual | 24/02/2038 | 26 | --- | 24/02 | 4.30 | 1 | GGB-FXD-240238-26Y-2.000-1.000 | --- | --- | --- | 10.0000 22/06/2015 | --- | --- | --- | --- | --- |
| 36,977,100 | 1.00 | 4.30 | Actual/Actual | 24/02/2039 | 27 | --- | 24/02 | 4.30 | 1 | GGB-FXD-240239-27Y-2.000-1.000 | --- | --- | --- | 10.0000 22/06/2015 | --- | --- | --- | --- | --- |
| 41,615,000 | 1.00 | 4.30 | Actual/Actual | 24/02/2040 | 28 | --- | 24/02 | 4.30 | 1 | GGB-FXD-240240-28Y-2.000-1.000 | --- | --- | --- | 10.0000 22/06/2015 | --- | --- | --- | --- | --- |
| 42,227,208 | 1.00 | 4.30 | Actual/Actual | 24/02/2041 | 29 | --- | 24/02 | 4.30 | 1 | GGB-FXD-240241-29Y-2.000-1.000 | --- | --- | --- | 10.0000 22/06/2015 | --- | --- | --- | --- | --- |
| 68,288,487 | 1.00 | 4.30 | Actual/Actual | 24/02/2042 | 30 | --- | 24/02 | 4.30 | 1 | GGB-FXD-240242-30Y-2.000-1.000 | --- | --- | --- | 10.0000 22/06/2015 | --- | --- | --- | --- | --- |
| 4,700,000 | 1,000.00 | 3.88 | Actual/Actual | 12/03/2029 | 10 | --- | 12/03 | 3.88 | 1 | GGB-FXD-120329-10Y-3.875-1.000 | --- | --- | --- | --- | --- | --- | 100.0000 | B | 15/10/2019 |
| 5,500,000 | 1,000.00 | 1.50 | Actual/Actual | 18/06/2030 | 10 | --- | 18/06 | 1.50 | 1 | GGB-FXD-180630-10Y-1.500-1.000 | --- | --- | --- | --- | --- | --- | --- | --- | --- |
| 5,500,000 | 1,000.00 | 4.38 | Actual/Actual | 18/07/2038 | 15 | --- | 18/07 | 4.38 | 1 | GGB-FXD-180738-15Y-4.375-1.000 | --- | --- | --- | --- | --- | --- | --- | --- | --- |
| 40,000 | 1,000.00 | 2.72 | FLR Actual/360 | 18/09/2026 | 1 | --- | 18/09 - 18/03 | --- | 1 | GGB-FLT-180926-01Y-2.717-1.000 | --- | --- | --- | --- | --- | --- | --- | --- | --- |
| 4,550,000 | 1,000.00 | 3.38 | Actual/Actual | 16/06/2036 | 10 | --- | 16/06 | 3.38 | 1 | GGB-FXD-160636-10Y-3.375-1000.00 | --- | --- | --- | --- | --- | --- | --- | --- | --- |
| 5,364,250 | 1,000.00 | 3.25 | Actual/Actual | 20/03/2050 | 30 | --- | 20/03 | 3.25 | 1 | GGB-FXD-200350-30Y-3.250-1.000 | --- | --- | --- | --- | --- | --- | --- | --- | --- |
| 4,500,000 | 1,000.00 | 3.63 | Actual/Actual | 15/06/2035 | 10 | --- | 15/06 | 3.63 | 1 | GGB-FXD-150635-10Y-3.625-1000.00 | --- | --- | --- | --- | --- | --- | --- | --- | --- |
| 3,924,361 | 1,000.00 | 2.00 | Actual/Actual | 22/04/2027 | 7 | --- | 22/04 | 2.00 | 1 | GGB-FXD-220427-07Y-2.000-1.000 | --- | --- | --- | --- | --- | --- | 99.9000 | B | 22/04/2020 |
| 2,298,012 | 1,000.00 | 1.88 | Actual/Actual | 23/07/2026 | 7 | --- | 23/07 | 1.88 | 1 | GGB-FXD-230726-07Y-1.875-1.000 | --- | --- | --- | --- | --- | --- | --- | --- | --- |
| 4,900,000 | 1,000.00 | 4.25 | Actual/Actual | 15/06/2033 | 10 | --- | 15/06 | 4.25 | 1 | GGB-FXD-150633-10Y-4.250-1.000 | --- | --- | --- | --- | --- | --- | --- | --- | --- |

Government Bonds Notes

Transactions Volume = (Pieces) * (Nominal Price). Transactions Value = (Pieces) * (Nominal Price) * (price %) + (Accrued interest).

The Value of current coupon for the issues with NV 0.01 euro refers to NV 100 euros

FLR: Floating Interest Rate.

[1] - The Expiration Date of the interest bearing period and the Date for coupon payment.

Government Bonds

| Number Listed Bonds | Nominal price | Today's Rate | Accrued Interest Calc | Exp. Date [1] | Duration (years) | Note | Coupons Date | Curr. coupon value | Trading Unit | Government Bonds | Price min | Price max | Closing price | Previous closing price/date | Volume | Transactions Value | Price | Last order Buy / Sell | Date |
|---------------------|---------------|--------------|-----------------------|---------------|------------------|------|-------------------|--------------------|--------------|--------------------------------|-----------|-----------|---------------|-----------------------------|--------|--------------------|----------|-----------------------|------------|
| 3,500,000 | 1,000.00 | 1.88 | Actual/Actual | 24/01/2052 | 30 | --- | 24/01 | 1.88 | 1 | GGB-FXD-240152-30Y-1.875-1.000 | --- | --- | --- | --- | --- | --- | --- | --- | --- |
| 3,700,000 | 1,000.00 | 1.75 | Actual/Actual | 18/06/2032 | 10 | --- | 18/06 | 1.75 | 1 | GGB-FXD-180632-10Y-1.750-1.000 | --- | --- | --- | --- | --- | --- | --- | --- | --- |
| 2,200,000 | 1,000.00 | 1.13 | FLR Actual/360 | 15/12/2027 | 5 | --- | - 15/03 - 15/09 - | --- | 1 | GGB-FLT-151227-05Y-1.130-1.000 | --- | --- | --- | --- | --- | --- | 102.1600 | B | 30/12/2022 |

Government Bonds Notes

Transactions Volume = (Pieces) * (Nominal Price). Transactions Value = (Pieces) * (Nominal Price) * (price %) + (Accrued interest).

The Value of current coupon for the issues with NV 0.01 euro refers to NV 100 euros

FLR: Floating Interest Rate.

[1] - The Expiration Date of the interest bearing period and the Date for coupon payment.

Treasury Bills & Zero Coupon Government Bonds

| Issue Date | 13-Week Maturity | | | | | | | | | 26-Week Maturity | | | | | | | | | 52-Week Maturity | | | | | | | | |
|------------|------------------|--------------|------------------|---------------|-------------|------------------|-----------------|---------------|------|------------------|--------------|------------------|---------------|-------------|------------------|-----------------|---------------|------|------------------|--------------|------------------|---------------|-------------|------------------|-----------------|---------------|------|
| | Exp. Date | Initial Rate | Num Listed Bonds | Nominal price | Issue price | Last Trade Price | Last Trade Date | Volume Traded | Note | Exp. Date | Initial Rate | Num Listed Bonds | Nominal price | Issue price | Last Trade Price | Last Trade Date | Volume Traded | Note | Exp. Date | Initial Rate | Num Listed Bonds | Nominal price | Issue price | Last Trade Price | Last Trade Date | Volume Traded | Note |
| 06/06/2025 | --- | --- | --- | --- | --- | --- | --- | --- | --- | --- | --- | --- | --- | --- | --- | --- | --- | --- | 06/06/2026 | 1.84 | 600,000 | 1,000.00 | 981.74 | --- | --- | --- | --- |
| 05/09/2025 | --- | --- | --- | --- | --- | --- | --- | --- | --- | --- | --- | --- | --- | --- | --- | --- | --- | --- | 04/09/2026 | 1.97 | 600,000 | 1,000.00 | 0.00 | --- | --- | --- | --- |
| 05/12/2025 | --- | --- | --- | --- | --- | --- | --- | --- | --- | --- | --- | --- | --- | --- | --- | --- | --- | --- | 04/12/2026 | 2.03 | 600,000 | 1,000.00 | 997.90 | --- | --- | --- | --- |
| 06/03/2026 | --- | --- | --- | --- | --- | --- | --- | --- | --- | --- | --- | --- | --- | --- | --- | --- | --- | --- | 05/03/2027 | 1.97 | 500,000 | 1,000.00 | 980.45 | --- | --- | --- | --- |

| Bonds in Circulation | Currency / Min nominal traded Value | Coupons Payment Date | Current Coupon Value | Note | Coupon | Trading Unit | Issue Date | Duration (years) | Today's Interest | A.I.C in days | Bonds | Last price of previous days | | Last Outcry in Cash (euro) | | Trades in Pieces | Life min | Life Max | |
|---|-------------------------------------|----------------------|----------------------|------|--------|--------------|------------|------------------|------------------|---------------|------------------------|-----------------------------|------------|----------------------------|------------|------------------|----------|----------|------|
| | | | | | | | | | | | | Price | Buy / Sell | Price | Buy / Sell | | | | |
| Corporate Bonds in Foreign Currency and Euro | | | | | | | | | | | | | | | | | | | |
| 103,746 | GBP / 10 | 01/12 | 0.25 | --- | 67 | 1 | 01/12/1930 | 98 | 2.5 | 360 | National Mortgage Bank | 2.27 | 05/02/1996 | 2.27 | S | 05/02/1996 | --- | 2.27 | 2.27 |
| 0 | GBP / 10 | 01/12 | 0.25 | --- | 69 | 1 | 01/12/1928 | 100 | 2.5 | 360 | National Mortgage Bank | --- | --- | --- | --- | --- | --- | --- | --- |

Government Bonds Notes

A.I.C: Accrued Interest Calculation base.

FLR: Floating Interest Rate.

The minimum tradeable Nominal Value for all Demeterialised Government Titles is 100 Euros.

(μτφρ-0)

| Underlying Asset | | | | Derivatives Market | | | | | | | | | | | | | |
|-----------------------------|-----------|---------------|--------|--|------------|-----------|-----------|------------|---------------|----------|----------|---------------|-----------|----------|--------|--------|---------------|
| Price max | Price min | Closing price | change | Delivery Month | Open price | Price max | Price min | Last price | Closing price | Last Bid | Last Ask | Fixing price* | Life high | Life low | Trades | Volume | Open Interest |
| FTSE/Athex Large Cap | | | | (Trade Unit: 1 Index Point x 2E, Cash Settlement) | | | | | | | | | | | | | |
| 5,688.82 | 5,610.09 | 5,629.57 | -0.81% | May 2026 | 5,648.00 | 5,663.00 | 5,587.00 | 5,601.75 | 5,601.75 | --- | --- | --- | 5,911.00 | --- | 163 | 1,023 | 5,756 |
| | | | | June 2026 | 5,601.00 | 5,640.00 | 5,581.00 | 5,622.25 | 5,622.25 | --- | --- | --- | 5,868.00 | --- | 22 | 158 | 84 |
| | | | | July 2026 | --- | --- | --- | --- | 5,702.25 | --- | --- | --- | --- | --- | --- | --- | --- |
| | | | | September 2026 | --- | --- | --- | --- | 5,722.25 | --- | --- | --- | --- | --- | --- | --- | --- |
| | | | | December 2026 | --- | --- | --- | --- | 5,751.00 | --- | --- | --- | --- | --- | --- | --- | --- |
| | | | | March 2027 | --- | --- | --- | --- | 5,779.50 | --- | --- | --- | --- | --- | --- | --- | --- |
| FTSE/Athex Banks | | | | (Trade Unit: 1 Index Point x 15E, Cash Settlement) | | | | | | | | | | | | | |
| 2,597.33 | 2,549.60 | 2,558.27 | -1.32% | June 2026 | --- | --- | --- | --- | 2,592.00 | --- | --- | --- | 2,708.00 | --- | --- | --- | 3,209 |
| | | | | September 2026 | --- | --- | --- | --- | 2,613.75 | --- | --- | --- | --- | --- | --- | --- | --- |
| | | | | December 2026 | --- | --- | --- | --- | 2,626.75 | --- | --- | --- | --- | --- | --- | --- | --- |
| | | | | March 2027 | --- | --- | --- | --- | 2,640.00 | --- | --- | --- | --- | --- | --- | --- | --- |
| MSCI GREECE REBASED | | | | (Trade Unit: 1 Index Point x 2E, Cash Settlement) | | | | | | | | | | | | | |
| 9,157.23 | 8,995.77 | 9,021.52 | -1.24% | May 2026 | --- | --- | --- | --- | 9,142.25 | --- | --- | --- | 9,484.25 | --- | --- | --- | --- |
| | | | | June 2026 | --- | --- | --- | --- | 9,164.00 | --- | --- | --- | --- | --- | --- | --- | --- |
| | | | | July 2026 | --- | --- | --- | --- | 9,178.25 | --- | --- | --- | --- | --- | --- | --- | --- |
| | | | | August 2026 | --- | --- | --- | --- | 9,196.00 | --- | --- | --- | --- | --- | --- | --- | --- |
| | | | | September 2026 | --- | --- | --- | --- | 9,210.25 | --- | --- | --- | --- | --- | --- | --- | --- |
| | | | | October 2026 | --- | --- | --- | --- | 9,224.50 | --- | --- | --- | --- | --- | --- | --- | --- |
| | | | | December 2026 | --- | --- | --- | --- | 9,256.25 | --- | --- | --- | --- | --- | --- | --- | --- |
| | | | | March 2027 | --- | --- | --- | --- | 9,302.50 | --- | --- | --- | --- | --- | --- | --- | --- |

Derivatives notes - <https://www.athexgroup.gr/en/market-data/statistics/eod-closing-prices/>

Fixing prices and final open positions can be retrieved from the following path <http://www.athexgroup.gr/en/market-data/statistics/eod-closing-prices>

| Underlying Asset | | | | Derivatives Market | | | | | | | | | | | | | |
|---------------------------------------|-----------|---------------|--------|--|------------|-----------|-----------|------------|---------------|----------|----------|---------------|-----------|----------|--------|--------|---------------|
| Price max | Price min | Closing price | change | Delivery Month | Open price | Price max | Price min | Last price | Closing price | Last Bid | Last Ask | Fixing price* | Life high | Life low | Trades | Volume | Open Interest |
| ADMIE (IPTO) HOLDING S.A. (CR) | | | | (Contract Size: 100 Securities, Physical Delivery) | | | | | | | | | | | | | |
| 3.33 | 3.1 | 3.18 | 2.42% | June 2026 | 3.13 | 3.34 | 3.13 | 3.17 | 3.17 | --- | --- | --- | 3.34 | --- | 81 | 1,252 | 8,187 |
| | | | | September 2026 | --- | --- | --- | --- | 3.13 | --- | --- | --- | --- | --- | --- | --- | --- |
| | | | | December 2026 | --- | --- | --- | --- | 3.15 | --- | --- | --- | --- | --- | --- | --- | --- |
| | | | | March 2027 | --- | --- | --- | --- | 3.16 | --- | --- | --- | --- | --- | --- | --- | --- |
| AEGEAN AIRLINES (CR) | | | | (Contract Size: 100 Securities, Physical Delivery) | | | | | | | | | | | | | |
| 12.5 | 12.28 | 12.42 | 0.57% | June 2026 | 11.52 | 11.64 | 11.48 | 11.64 | 11.64 | --- | --- | --- | 15.15 | --- | 21 | 40 | 2,521 |
| | | | | September 2026 | --- | --- | --- | --- | 12.45 | --- | --- | --- | --- | --- | --- | --- | --- |
| | | | | December 2026 | --- | --- | --- | --- | 12.51 | --- | --- | --- | --- | --- | --- | --- | --- |
| | | | | March 2027 | --- | --- | --- | --- | 12.58 | --- | --- | --- | --- | --- | --- | --- | --- |
| AKTOR S.A. HOLDING CO. (CR) | | | | (Contract Size: 100 Securities, Physical Delivery) | | | | | | | | | | | | | |
| 11.18 | 11 | 11.1 | -0.72% | June 2026 | 11.17 | 11.17 | 11.05 | 11.07 | 11.07 | --- | --- | --- | 11.24 | --- | 44 | 674 | 97,647 |
| | | | | September 2026 | --- | --- | --- | --- | 11.27 | --- | --- | --- | --- | --- | --- | --- | --- |
| | | | | December 2026 | --- | --- | --- | --- | 11.33 | --- | --- | --- | --- | --- | --- | --- | --- |
| | | | | March 2027 | --- | --- | --- | --- | 11.38 | --- | --- | --- | --- | --- | --- | --- | --- |
| Allwyn AG (CR) | | | | (Contract Size: 100 Securities, Physical Delivery) | | | | | | | | | | | | | |
| 13.69 | 13.2 | 13.22 | 0.53% | June 2026 | 13.34 | 13.77 | 13.31 | 13.40 | 13.40 | --- | --- | --- | 15.54 | --- | 124 | 862 | 5,588 |
| | | | | September 2026 | --- | --- | --- | --- | 13.26 | --- | --- | --- | --- | --- | --- | --- | --- |
| | | | | December 2026 | --- | --- | --- | --- | 13.32 | --- | --- | --- | --- | --- | --- | --- | --- |
| | | | | March 2027 | --- | --- | --- | --- | 13.39 | --- | --- | --- | --- | --- | --- | --- | --- |
| ALPHA BANK (CR) | | | | (Contract Size: 100 Securities, Physical Delivery) | | | | | | | | | | | | | |
| 3.68 | 3.575 | 3.575 | -2.05% | June 2026 | 3.64 | 3.70 | 3.58 | 3.59 | 3.59 | --- | --- | --- | 4.50 | --- | 336 | 6,924 | 62,484 |
| | | | | September 2026 | --- | --- | --- | --- | 3.68 | --- | --- | --- | --- | --- | --- | --- | --- |
| | | | | December 2026 | --- | --- | --- | --- | 3.70 | --- | --- | --- | --- | --- | --- | --- | --- |
| | | | | March 2027 | --- | --- | --- | --- | 3.72 | --- | --- | --- | --- | --- | --- | --- | --- |
| ATHENS INTL AIRPORT (CR) | | | | (Contract Size: 100 Securities, Physical Delivery) | | | | | | | | | | | | | |
| 10.24 | 9.985 | 10.06 | -1.76% | June 2026 | 10.13 | 10.22 | 10.05 | 10.22 | 10.22 | --- | --- | --- | 11.47 | --- | 22 | 71 | 292 |
| | | | | September 2026 | --- | --- | --- | --- | 10.32 | --- | --- | --- | --- | --- | --- | --- | --- |
| | | | | December 2026 | --- | --- | --- | --- | 10.38 | --- | --- | --- | --- | --- | --- | --- | --- |
| | | | | March 2027 | --- | --- | --- | --- | 10.43 | --- | --- | --- | --- | --- | --- | --- | --- |
| AUTOHELLAS SA (CR) | | | | (Contract Size: 100 Securities, Physical Delivery) | | | | | | | | | | | | | |
| 11.3 | 11.12 | 11.12 | -7.95% | June 2026 | --- | --- | --- | --- | 11.33 | --- | --- | --- | 11.60 | --- | --- | --- | 121 |
| | | | | September 2026 | --- | --- | --- | --- | 12.18 | --- | --- | --- | --- | --- | --- | --- | --- |
| | | | | December 2026 | --- | --- | --- | --- | 12.24 | --- | --- | --- | --- | --- | --- | --- | --- |
| | | | | March 2027 | --- | --- | --- | --- | 12.30 | --- | --- | --- | --- | --- | --- | --- | --- |

Derivatives notes - <https://www.athexgroup.gr/en/market-data/statistics/eod-closing-prices/>

Fixing prices and final open positions can be retrieved from the following path <http://www.athexgroup.gr/en/market-data/statistics/eod-closing-prices>

| Underlying Asset | | | | Derivatives Market | | | | | | | | | | | | | |
|------------------------------|-----------|---------------|--------|--|------------|-----------|-----------|------------|---------------|----------|----------|---------------|-----------|----------|--------|--------|---------------|
| Price max | Price min | Closing price | change | Delivery Month | Open price | Price max | Price min | Last price | Closing price | Last Bid | Last Ask | Fixing price* | Life high | Life low | Trades | Volume | Open Interest |
| AVAX S.A. (CR) | | | | (Contract Size: 100 Securities, Physical Delivery) | | | | | | | | | | | | | |
| 3.135 | 3.08 | 3.08 | -1.44% | June 2026 | 3.09 | 3.15 | 3.09 | 3.13 | 3.13 | --- | --- | --- | 3.27 | --- | 29 | 131 | 2,354 |
| | | | | September 2026 | --- | --- | --- | --- | 3.15 | --- | --- | --- | --- | --- | --- | --- | --- |
| | | | | December 2026 | --- | --- | --- | --- | 3.17 | --- | --- | --- | --- | --- | --- | --- | --- |
| | | | | March 2027 | --- | --- | --- | --- | 3.18 | --- | --- | --- | --- | --- | --- | --- | --- |
| BALLY'S INTRALOT (CR) | | | | (Contract Size: 100 Securities, Physical Delivery) | | | | | | | | | | | | | |
| 1.145 | 1.084 | 1.145 | 5.05% | June 2026 | 1.08 | 1.15 | 1.08 | 1.14 | 1.14 | --- | --- | --- | 1.15 | --- | 158 | 26,492 | 1,300,063 |
| | | | | September 2026 | --- | --- | --- | --- | 1.10 | --- | --- | --- | --- | --- | --- | --- | --- |
| | | | | December 2026 | --- | --- | --- | --- | 1.10 | --- | --- | --- | --- | --- | --- | --- | --- |
| | | | | March 2027 | --- | --- | --- | --- | 1.11 | --- | --- | --- | --- | --- | --- | --- | --- |
| BANK OF CYPRUS (CR) | | | | (Contract Size: 100 Securities, Physical Delivery) | | | | | | | | | | | | | |
| 9.32 | 9.105 | 9.16 | -0.97% | June 2026 | 8.70 | 8.70 | 8.70 | 8.70 | 8.70 | --- | --- | --- | 9.20 | --- | 1 | 2 | 734 |
| | | | | September 2026 | --- | --- | --- | --- | 9.33 | --- | --- | --- | --- | --- | --- | --- | --- |
| | | | | December 2026 | --- | --- | --- | --- | 9.37 | --- | --- | --- | --- | --- | --- | --- | --- |
| | | | | March 2027 | --- | --- | --- | --- | 9.42 | --- | --- | --- | --- | --- | --- | --- | --- |
| CC HBC AG (CR) | | | | (Contract Size: 100 Securities, Physical Delivery) | | | | | | | | | | | | | |
| 49.1 | 48.05 | 48.8 | 0.21% | June 2026 | 47.75 | 47.75 | 47.34 | 47.34 | 47.34 | --- | --- | --- | 52.01 | --- | 8 | 16 | 120 |
| | | | | September 2026 | --- | --- | --- | --- | 49.10 | --- | --- | --- | --- | --- | --- | --- | --- |
| | | | | December 2026 | --- | --- | --- | --- | 49.35 | --- | --- | --- | --- | --- | --- | --- | --- |
| | | | | March 2027 | --- | --- | --- | --- | 49.59 | --- | --- | --- | --- | --- | --- | --- | --- |
| CENERGY HOLDINGS (CB) | | | | (Contract Size: 100 Securities, Physical Delivery) | | | | | | | | | | | | | |
| 21.02 | 20.46 | 21 | 2.24% | June 2026 | 20.87 | 21.00 | 20.72 | 21.00 | 21.00 | --- | --- | --- | 21.30 | --- | 17 | 74 | 4,158 |
| | | | | September 2026 | --- | --- | --- | --- | 20.71 | --- | --- | --- | --- | --- | --- | --- | --- |
| | | | | December 2026 | --- | --- | --- | --- | 20.81 | --- | --- | --- | --- | --- | --- | --- | --- |
| | | | | March 2027 | --- | --- | --- | --- | 20.92 | --- | --- | --- | --- | --- | --- | --- | --- |
| CrediaBank (CR) | | | | (Contract Size: 100 Securities, Physical Delivery) | | | | | | | | | | | | | |
| 1.366 | 1.274 | 1.316 | 2.33% | June 2026 | 1.29 | 1.37 | 1.28 | 1.32 | 1.32 | --- | --- | --- | 1.38 | --- | 258 | 6,418 | 79,341 |
| | | | | September 2026 | --- | --- | --- | --- | 1.35 | --- | --- | --- | 1.35 | --- | --- | --- | 4 |
| | | | | December 2026 | --- | --- | --- | --- | 1.30 | --- | --- | --- | --- | --- | --- | --- | --- |
| | | | | March 2027 | --- | --- | --- | --- | 1.31 | --- | --- | --- | --- | --- | --- | --- | --- |
| ELLAKTOR (CR) | | | | (Contract Size: 100 Securities, Physical Delivery) | | | | | | | | | | | | | |
| 1.372 | 1.35 | 1.36 | 0.00% | June 2026 | 1.28 | 1.32 | 1.28 | 1.30 | 1.30 | --- | --- | --- | 1.34 | --- | 6 | 32 | 1,695 |
| | | | | September 2026 | --- | --- | --- | --- | 1.37 | --- | --- | --- | --- | --- | --- | --- | --- |
| | | | | December 2026 | --- | --- | --- | --- | 1.38 | --- | --- | --- | --- | --- | --- | --- | --- |
| | | | | March 2027 | --- | --- | --- | --- | 1.38 | --- | --- | --- | --- | --- | --- | --- | --- |

Derivatives notes - <https://www.athexgroup.gr/en/market-data/statistics/eod-closing-prices/>

Fixing prices and final open positions can be retrieved from the following path <http://www.athexgroup.gr/en/market-data/statistics/eod-closing-prices>

| Underlying Asset | | | | Derivatives Market | | | | | | | | | | | | | |
|-----------------------------|-----------|---------------|--------|--|------------|-----------|-----------|------------|---------------|----------|----------|---------------|-----------|----------|--------|--------|---------------|
| Price max | Price min | Closing price | change | Delivery Month | Open price | Price max | Price min | Last price | Closing price | Last Bid | Last Ask | Fixing price* | Life high | Life low | Trades | Volume | Open Interest |
| ELVALHALCOR (CR) | | | | (Contract Size: 100 Securities, Physical Delivery) | | | | | | | | | | | | | |
| 4.05 | 3.93 | 3.97 | -0.25% | June 2026 | 3.97 | 4.04 | 3.95 | 4.01 | 4.01 | --- | --- | --- | 4.25 | --- | 12 | 49 | 2,897 |
| | | | | September 2026 | --- | --- | --- | --- | 4.01 | --- | --- | --- | --- | --- | --- | --- | --- |
| | | | | December 2026 | --- | --- | --- | --- | 4.03 | --- | --- | --- | --- | --- | --- | --- | --- |
| | | | | March 2027 | --- | --- | --- | --- | 4.05 | --- | --- | --- | --- | --- | --- | --- | --- |
| EUROBANK (CR) | | | | (Contract Size: 100 Securities, Physical Delivery) | | | | | | | | | | | | | |
| 3.936 | 3.846 | 3.846 | -1.89% | June 2026 | 3.83 | 3.90 | 3.80 | 3.80 | 3.80 | --- | --- | --- | 4.07 | --- | 90 | 3,396 | 29,118 |
| | | | | September 2026 | --- | --- | --- | --- | 3.95 | --- | --- | --- | --- | --- | --- | --- | --- |
| | | | | December 2026 | --- | --- | --- | --- | 3.97 | --- | --- | --- | --- | --- | --- | --- | --- |
| | | | | March 2027 | --- | --- | --- | --- | 3.99 | --- | --- | --- | --- | --- | --- | --- | --- |
| EURONEXT ATHENS (CR) | | | | (Contract Size: 100 Securities, Physical Delivery) | | | | | | | | | | | | | |
| 7.21 | 7.02 | 7.2 | 1.70% | June 2026 | 7.05 | 7.05 | 7.05 | 7.05 | 7.05 | --- | --- | --- | 7.41 | --- | 1 | 5 | 392 |
| | | | | September 2026 | --- | --- | --- | --- | 7.14 | --- | --- | --- | --- | --- | --- | --- | --- |
| | | | | December 2026 | --- | --- | --- | --- | 7.17 | --- | --- | --- | --- | --- | --- | --- | --- |
| | | | | March 2027 | --- | --- | --- | --- | 7.21 | --- | --- | --- | --- | --- | --- | --- | --- |
| EYDAP S.A. (CR) | | | | (Contract Size: 100 Securities, Physical Delivery) | | | | | | | | | | | | | |
| 10.22 | 9.98 | 9.98 | -0.80% | June 2026 | 10.03 | 10.25 | 10.02 | 10.20 | 10.20 | --- | --- | --- | 10.30 | --- | 10 | 49 | 13,390 |
| | | | | September 2026 | --- | --- | --- | --- | 10.14 | --- | --- | --- | --- | --- | --- | --- | --- |
| | | | | December 2026 | --- | --- | --- | --- | 10.19 | --- | --- | --- | --- | --- | --- | --- | --- |
| | | | | March 2027 | --- | --- | --- | --- | 10.24 | --- | --- | --- | --- | --- | --- | --- | --- |
| FOURLIS (CR) | | | | (Contract Size: 100 Securities, Physical Delivery) | | | | | | | | | | | | | |
| 4.78 | 4.715 | 4.74 | -0.73% | June 2026 | 4.76 | 4.78 | 4.75 | 4.75 | 4.75 | --- | --- | --- | 4.94 | --- | 10 | 27 | 2,946 |
| | | | | September 2026 | --- | --- | --- | --- | 4.81 | --- | --- | --- | --- | --- | --- | --- | --- |
| | | | | December 2026 | --- | --- | --- | --- | 4.84 | --- | --- | --- | --- | --- | --- | --- | --- |
| | | | | March 2027 | --- | --- | --- | --- | 4.86 | --- | --- | --- | --- | --- | --- | --- | --- |
| GEK TERNA (CR) | | | | (Contract Size: 100 Securities, Physical Delivery) | | | | | | | | | | | | | |
| 41.68 | 40.54 | 40.58 | -1.70% | June 2026 | 41.63 | 41.63 | 40.55 | 40.55 | 40.55 | --- | --- | --- | 41.70 | --- | 17 | 44 | 4,982 |
| | | | | September 2026 | --- | --- | --- | --- | 41.62 | --- | --- | --- | --- | --- | --- | --- | --- |
| | | | | December 2026 | --- | --- | --- | --- | 41.83 | --- | --- | --- | --- | --- | --- | --- | --- |
| | | | | March 2027 | --- | --- | --- | --- | 42.04 | --- | --- | --- | --- | --- | --- | --- | --- |
| HELLENiQ ENERGY (CR) | | | | (Contract Size: 100 Securities, Physical Delivery) | | | | | | | | | | | | | |
| 9.62 | 9.32 | 9.62 | 1.91% | June 2026 | 9.37 | 9.67 | 9.37 | 9.67 | 9.67 | --- | --- | --- | 10.55 | --- | 18 | 87 | 3,692 |
| | | | | September 2026 | --- | --- | --- | --- | 9.52 | --- | --- | --- | --- | --- | --- | --- | --- |
| | | | | December 2026 | --- | --- | --- | --- | 9.57 | --- | --- | --- | --- | --- | --- | --- | --- |
| | | | | March 2027 | --- | --- | --- | --- | 9.61 | --- | --- | --- | --- | --- | --- | --- | --- |

Derivatives notes - <https://www.athexgroup.gr/en/market-data/statistics/eod-closing-prices/>

Fixing prices and final open positions can be retrieved from the following path <http://www.athexgroup.gr/en/market-data/statistics/eod-closing-prices>

| Underlying Asset | | | | Derivatives Market | | | | | | | | | | | | | |
|----------------------------------|-----------|---------------|--------|--|------------|-----------|-----------|------------|---------------|----------|----------|---------------|-----------|----------|--------|--------|---------------|
| Price max | Price min | Closing price | change | Delivery Month | Open price | Price max | Price min | Last price | Closing price | Last Bid | Last Ask | Fixing price* | Life high | Life low | Trades | Volume | Open Interest |
| INTRACOM HOLDINGS (CR) | | | | (Contract Size: 100 Securities, Physical Delivery) | | | | | | | | | | | | | |
| 3.2 | 3.135 | 3.17 | 0.95% | June 2026 | 3.13 | 3.22 | 3.13 | 3.21 | 3.21 | --- | --- | --- | 3.22 | --- | 61 | 248 | 12,209 |
| | | | | September 2026 | --- | --- | --- | --- | 3.17 | --- | --- | --- | --- | --- | --- | --- | --- |
| | | | | December 2026 | --- | --- | --- | --- | 3.18 | --- | --- | --- | --- | --- | --- | --- | --- |
| | | | | March 2027 | --- | --- | --- | --- | 3.20 | --- | --- | --- | --- | --- | --- | --- | --- |
| JUMBO SA (CR) | | | | (Contract Size: 100 Securities, Physical Delivery) | | | | | | | | | | | | | |
| 23.96 | 23.38 | 23.46 | -1.01% | June 2026 | 23.81 | 23.90 | 23.50 | 23.50 | 23.50 | --- | --- | --- | 25.68 | --- | 19 | 64 | 4,226 |
| | | | | September 2026 | --- | --- | --- | --- | 23.89 | --- | --- | --- | --- | --- | --- | --- | --- |
| | | | | December 2026 | --- | --- | --- | --- | 24.01 | --- | --- | --- | --- | --- | --- | --- | --- |
| | | | | March 2027 | --- | --- | --- | --- | 24.13 | --- | --- | --- | --- | --- | --- | --- | --- |
| LAMDA DEVELOPMENT SA (CR) | | | | (Contract Size: 100 Securities, Physical Delivery) | | | | | | | | | | | | | |
| 6.165 | 6.1 | 6.115 | -0.08% | June 2026 | 6.15 | 6.20 | 6.14 | 6.20 | 6.20 | --- | --- | --- | 7.09 | --- | 30 | 183 | 21,476 |
| | | | | September 2026 | --- | --- | --- | --- | 6.17 | --- | --- | --- | --- | --- | --- | --- | --- |
| | | | | December 2026 | --- | --- | --- | --- | 6.20 | --- | --- | --- | --- | --- | --- | --- | --- |
| | | | | March 2027 | --- | --- | --- | --- | 6.23 | --- | --- | --- | --- | --- | --- | --- | --- |
| METLEN PLC (CR) | | | | (Contract Size: 100 Securities, Physical Delivery) | | | | | | | | | | | | | |
| 35.16 | 34.16 | 34.9 | 1.45% | June 2026 | 34.61 | 35.20 | 34.27 | 34.98 | 34.98 | --- | --- | --- | 47.90 | --- | 80 | 280 | 14,982 |
| | | | | September 2026 | --- | --- | --- | --- | 34.93 | --- | --- | --- | 38.00 | --- | --- | --- | 17 |
| | | | | December 2026 | --- | --- | --- | --- | 34.86 | --- | --- | --- | --- | --- | --- | --- | --- |
| | | | | March 2027 | --- | --- | --- | --- | 35.03 | --- | --- | --- | --- | --- | --- | --- | --- |
| MIG (CR) | | | | (Contract Size: 100 Securities, Physical Delivery) | | | | | | | | | | | | | |
| 3.19 | 3.15 | 3.17 | 0.00% | June 2026 | --- | --- | --- | --- | 3.24 | --- | --- | --- | 3.43 | --- | --- | --- | 145 |
| | | | | September 2026 | --- | --- | --- | --- | 3.20 | --- | --- | --- | --- | --- | --- | --- | --- |
| | | | | December 2026 | --- | --- | --- | --- | 3.21 | --- | --- | --- | --- | --- | --- | --- | --- |
| | | | | March 2027 | --- | --- | --- | --- | 3.23 | --- | --- | --- | --- | --- | --- | --- | --- |
| MOTOR OIL (CR) | | | | (Contract Size: 100 Securities, Physical Delivery) | | | | | | | | | | | | | |
| 35.6 | 34.82 | 34.84 | -1.75% | June 2026 | 34.91 | 34.92 | 34.91 | 34.92 | 34.92 | --- | --- | --- | 39.97 | --- | 2 | 2 | 245 |
| | | | | September 2026 | --- | --- | --- | --- | 35.75 | --- | --- | --- | --- | --- | --- | --- | --- |
| | | | | December 2026 | --- | --- | --- | --- | 35.93 | --- | --- | --- | --- | --- | --- | --- | --- |
| | | | | March 2027 | --- | --- | --- | --- | 36.11 | --- | --- | --- | --- | --- | --- | --- | --- |
| NATIONAL BANK (CR) | | | | (Contract Size: 100 Securities, Physical Delivery) | | | | | | | | | | | | | |
| 14.38 | 14 | 14.17 | -0.77% | June 2026 | 14.00 | 14.10 | 13.80 | 14.00 | 14.00 | --- | --- | --- | 15.76 | --- | 96 | 1,192 | 12,856 |
| | | | | September 2026 | --- | --- | --- | --- | 14.40 | --- | --- | --- | --- | --- | --- | --- | --- |
| | | | | December 2026 | --- | --- | --- | --- | 14.47 | --- | --- | --- | --- | --- | --- | --- | --- |
| | | | | March 2027 | --- | --- | --- | --- | 14.54 | --- | --- | --- | --- | --- | --- | --- | --- |

Derivatives notes - <https://www.athexgroup.gr/en/market-data/statistics/eod-closing-prices/>

Fixing prices and final open positions can be retrieved from the following path <http://www.athexgroup.gr/en/market-data/statistics/eod-closing-prices>

| Underlying Asset | | | | Derivatives Market | | | | | | | | | | | | | |
|--|-----------|---------------|--------|--------------------|------------|-----------|-----------|------------|---------------|----------|----------|---------------|-----------|----------|--------|--------|---------------|
| Price max | Price min | Closing price | change | Delivery Month | Open price | Price max | Price min | Last price | Closing price | Last Bid | Last Ask | Fixing price* | Life high | Life low | Trades | Volume | Open Interest |
| OPTIMA BANK (CR) | | | | | | | | | | | | | | | | | |
| (Contract Size: 100 Securities, Physical Delivery) | | | | | | | | | | | | | | | | | |
| 9.105 | 8.94 | 9.08 | -0.44% | June 2026 | 9.10 | 9.10 | 9.08 | 9.08 | 9.08 | --- | --- | --- | 9.59 | --- | 2 | 15 | 482 |
| --- | --- | --- | --- | September 2026 | --- | --- | --- | --- | 9.19 | --- | --- | --- | --- | --- | --- | --- | --- |
| --- | --- | --- | --- | December 2026 | --- | --- | --- | --- | 9.24 | --- | --- | --- | --- | --- | --- | --- | --- |
| --- | --- | --- | --- | March 2027 | --- | --- | --- | --- | 9.29 | --- | --- | --- | --- | --- | --- | --- | --- |
| OTE (CR) | | | | | | | | | | | | | | | | | |
| (Contract Size: 100 Securities, Physical Delivery) | | | | | | | | | | | | | | | | | |
| 18.36 | 18.03 | 18.3 | 0.77% | June 2026 | 18.28 | 18.28 | 18.28 | 18.28 | 18.28 | --- | --- | --- | 18.49 | --- | 1 | 1 | 875 |
| --- | --- | --- | --- | September 2026 | --- | --- | --- | --- | 18.31 | --- | --- | --- | --- | --- | --- | --- | --- |
| --- | --- | --- | --- | December 2026 | --- | --- | --- | --- | 18.40 | --- | --- | --- | --- | --- | --- | --- | --- |
| --- | --- | --- | --- | March 2027 | --- | --- | --- | --- | 18.49 | --- | --- | --- | --- | --- | --- | --- | --- |
| P.P.A. S.A. (CR) | | | | | | | | | | | | | | | | | |
| (Contract Size: 100 Securities, Physical Delivery) | | | | | | | | | | | | | | | | | |
| 39 | 38.5 | 38.9 | 0.91% | June 2026 | --- | --- | --- | --- | 39.98 | --- | --- | --- | 39.11 | --- | --- | --- | 41 |
| --- | --- | --- | --- | September 2026 | --- | --- | --- | --- | 38.87 | --- | --- | --- | --- | --- | --- | --- | --- |
| --- | --- | --- | --- | December 2026 | --- | --- | --- | --- | 39.06 | --- | --- | --- | --- | --- | --- | --- | --- |
| --- | --- | --- | --- | March 2027 | --- | --- | --- | --- | 39.26 | --- | --- | --- | --- | --- | --- | --- | --- |
| PIRAEUS BANK (CR) | | | | | | | | | | | | | | | | | |
| (Contract Size: 100 Securities, Physical Delivery) | | | | | | | | | | | | | | | | | |
| 8.38 | 8.186 | 8.28 | -1.24% | June 2026 | 8.35 | 8.42 | 8.20 | 8.27 | 8.27 | --- | --- | --- | 8.90 | --- | 233 | 2,824 | 45,211 |
| --- | --- | --- | --- | September 2026 | --- | --- | --- | --- | 8.45 | --- | --- | --- | --- | --- | --- | --- | --- |
| --- | --- | --- | --- | December 2026 | --- | --- | --- | --- | 8.50 | --- | --- | --- | --- | --- | --- | --- | --- |
| --- | --- | --- | --- | March 2027 | --- | --- | --- | --- | 8.54 | --- | --- | --- | --- | --- | --- | --- | --- |
| PPC (CR) | | | | | | | | | | | | | | | | | |
| (Contract Size: 100 Securities, Physical Delivery) | | | | | | | | | | | | | | | | | |
| 18.35 | 16.95 | 18.1 | -2.84% | June 2026 | 17.50 | 18.32 | 17.00 | 18.09 | 18.09 | --- | --- | --- | 20.10 | --- | 745 | 4,303 | 18,387 |
| --- | --- | --- | --- | September 2026 | 17.32 | 18.15 | 17.12 | 18.15 | 18.15 | --- | --- | --- | 18.63 | --- | 5 | 8 | 20 |
| --- | --- | --- | --- | December 2026 | --- | --- | --- | --- | 18.88 | --- | --- | --- | --- | --- | --- | --- | --- |
| --- | --- | --- | --- | March 2027 | --- | --- | --- | --- | 18.97 | --- | --- | --- | --- | --- | --- | --- | --- |
| QUEST HOLDINGS (CR) | | | | | | | | | | | | | | | | | |
| (Contract Size: 100 Securities, Physical Delivery) | | | | | | | | | | | | | | | | | |
| 7.1 | 7 | 7.1 | 0.14% | June 2026 | 7.01 | 7.01 | 7.01 | 7.01 | 7.01 | --- | --- | --- | 7.01 | --- | 4 | 6 | 251 |
| --- | --- | --- | --- | September 2026 | --- | --- | --- | --- | 7.15 | --- | --- | --- | --- | --- | --- | --- | --- |
| --- | --- | --- | --- | December 2026 | --- | --- | --- | --- | 7.18 | --- | --- | --- | --- | --- | --- | --- | --- |
| --- | --- | --- | --- | March 2027 | --- | --- | --- | --- | 7.22 | --- | --- | --- | --- | --- | --- | --- | --- |
| TITAN (CB) | | | | | | | | | | | | | | | | | |
| (Contract Size: 100 Securities, Physical Delivery) | | | | | | | | | | | | | | | | | |
| 46.92 | 46.1 | 46.42 | -1.07% | June 2026 | 46.30 | 46.95 | 46.30 | 46.46 | 46.46 | --- | --- | --- | 49.82 | --- | 6 | 25 | 379 |
| --- | --- | --- | --- | September 2026 | --- | --- | --- | --- | 47.31 | --- | --- | --- | --- | --- | --- | --- | --- |
| --- | --- | --- | --- | December 2026 | --- | --- | --- | --- | 47.54 | --- | --- | --- | --- | --- | --- | --- | --- |
| --- | --- | --- | --- | March 2027 | --- | --- | --- | --- | 47.78 | --- | --- | --- | --- | --- | --- | --- | --- |

Derivatives notes - <https://www.athexgroup.gr/en/market-data/statistics/eod-closing-prices/>

Fixing prices and final open positions can be retrieved from the following path <http://www.athexgroup.gr/en/market-data/statistics/eod-closing-prices>

| Underlying Asset | | | | Derivatives Market | | | | | | | | | | | | | |
|----------------------------|-----------|---------------|--------|--|------------|-----------|-----------|------------|---------------|----------|----------|---------------|-----------|----------|--------|--------|---------------|
| Price max | Price min | Closing price | change | Delivery Month | Open price | Price max | Price min | Last price | Closing price | Last Bid | Last Ask | Fixing price* | Life high | Life low | Trades | Volume | Open Interest |
| VIOHALCO SA/NV (CB) | | | | (Contract Size: 100 Securities, Physical Delivery) | | | | | | | | | | | | | |
| 14.44 | 14.04 | 14.08 | 0.43% | June 2026 | 14.30 | 14.51 | 14.30 | 14.38 | 14.38 | --- | --- | --- | 15.02 | --- | 3 | 3 | 2,032 |
| | | | | September 2026 | --- | --- | --- | --- | 14.14 | --- | --- | --- | --- | --- | --- | --- | --- |
| | | | | December 2026 | --- | --- | --- | --- | 14.21 | --- | --- | --- | --- | --- | --- | --- | --- |
| | | | | March 2027 | --- | --- | --- | --- | 14.28 | --- | --- | --- | --- | --- | --- | --- | --- |

Derivatives notes - <https://www.athexgroup.gr/en/market-data/statistics/eod-closing-prices/>

Fixing prices and final open positions can be retrieved from the following path <http://www.athexgroup.gr/en/market-data/statistics/eod-closing-prices>

FTSE/Athex Large Cap

(Trade Unit: 1 Index Point x 2€ - Exercise Style: European, Cash Settlement)

| Call Options | | | | | | | | | | | | | | Put Options | | | | | | | | | | | | | | | | | | | | | | | |
|----------------|------------|-----------|-----------|------------|---------------|--------|---------------|------------|-----------|-----------|------------|---------------|--------|---------------|--------------|---------------|------------|-----------|-----------|------------|---------------|--------|---------------|------------|-----------|-----------|------------|---------------|--------|---------------|--------------|---------------|----------------|--------|---|----|-------|
| Exercise Price | May 2026 | | | | | | | June 2026 | | | | | | | Other Months | | May 2026 | | | | | | | June 2026 | | | | | | | Other Months | | Exercise Price | | | | |
| | Open price | Price max | Price min | Last price | Closing price | Volume | Open Interest | Open price | Price max | Price min | Last price | Closing price | Volume | Open Interest | Volume | Open Interest | Open price | Price max | Price min | Last price | Closing price | Volume | Open Interest | Open price | Price max | Price min | Last price | Closing price | Volume | Open Interest | Volume | Open Interest | | | | | |
| 4,000 | - | - | - | - | - | - | - | 0.00 | 0.00 | 0.00 | - | 1,646.00 | - | - | - | - | - | - | - | - | - | - | 0.00 | 0.00 | 0.00 | - | 0.11 | - | - | - | - | 4,000 | | | | | |
| 4,100 | - | - | - | - | - | - | - | 0.00 | 0.00 | 0.00 | - | 1,546.00 | - | - | - | - | - | - | - | - | - | - | 0.00 | 0.00 | 0.00 | - | 0.26 | - | - | - | - | 4,100 | | | | | |
| 4,200 | - | - | - | - | - | - | - | 0.00 | 0.00 | 0.00 | - | 1,447.00 | - | - | - | - | - | - | - | - | - | - | 0.00 | 0.00 | 0.00 | - | 0.55 | - | - | - | - | 4,200 | | | | | |
| 4,300 | - | - | - | - | - | - | - | 0.00 | 0.00 | 0.00 | - | 1,348.00 | - | - | - | - | - | - | - | - | - | - | 0.00 | 0.00 | 0.00 | - | 1.10 | - | - | - | - | 4,300 | | | | | |
| 4,400 | - | - | - | - | - | - | - | 0.00 | 0.00 | 0.00 | - | 1,249.00 | - | - | - | - | - | - | - | - | - | - | 0.00 | 0.00 | 0.00 | - | 2.10 | - | - | - | - | 4,400 | | | | | |
| 4,450 | - | - | - | - | - | - | - | 0.00 | 0.00 | 0.00 | - | 1,200.00 | - | - | - | - | - | - | - | - | - | - | 0.00 | 0.00 | 0.00 | - | 2.80 | - | - | - | - | 4,450 | | | | | |
| 4,500 | - | - | - | - | - | - | - | 0.00 | 0.00 | 0.00 | - | 1,151.00 | - | - | - | - | - | - | - | - | - | - | 0.00 | 0.00 | 0.00 | - | 3.80 | - | - | - | - | 4,500 | | | | | |
| 4,550 | - | - | - | - | - | - | - | 0.00 | 0.00 | 0.00 | - | 1,102.00 | - | - | - | - | - | - | - | - | - | - | 0.00 | 0.00 | 0.00 | - | 5.00 | - | - | - | - | 4,550 | | | | | |
| 4,600 | 0.00 | 0.00 | 0.00 | - | 1,058.00 | - | - | 0.00 | 0.00 | 0.00 | - | 1,054.00 | - | - | - | - | - | - | - | - | - | - | 0.00 | 0.00 | 0.00 | - | 6.50 | - | - | - | - | 4,600 | | | | | |
| 4,650 | 0.00 | 0.00 | 0.00 | - | 1,008.00 | - | - | 0.00 | 0.00 | 0.00 | - | 1,006.00 | - | - | - | - | - | - | - | - | - | - | 0.00 | 0.00 | 0.00 | - | 8.40 | - | - | - | - | 4,650 | | | | | |
| 4,700 | 0.00 | 0.00 | 0.00 | - | 958.00 | - | - | 0.00 | 0.00 | 0.00 | - | 958.00 | - | - | - | - | - | - | - | - | - | - | 0.00 | 0.00 | 0.00 | - | 10.75 | - | - | - | - | 4,700 | | | | | |
| 4,750 | 0.00 | 0.00 | 0.00 | - | 909.00 | - | - | 0.00 | 0.00 | 0.00 | - | 912.00 | - | - | - | - | - | - | - | - | - | - | 0.00 | 0.00 | 0.00 | - | 13.50 | - | - | - | - | 4,750 | | | | | |
| 4,800 | 0.00 | 0.00 | 0.00 | - | 859.00 | - | - | 0.00 | 0.00 | 0.00 | - | 865.00 | - | - | - | - | - | - | - | - | - | - | 0.00 | 0.00 | 0.00 | - | 17.00 | - | - | - | - | 4,800 | | | | | |
| 4,850 | 0.00 | 0.00 | 0.00 | - | 810.00 | - | - | 0.00 | 0.00 | 0.00 | - | 819.00 | - | - | - | - | - | - | - | - | - | - | 0.00 | 0.00 | 0.00 | - | 21.25 | - | - | - | - | 4,850 | | | | | |
| 4,900 | 0.00 | 0.00 | 0.00 | - | 761.00 | - | - | 0.00 | 0.00 | 0.00 | - | 774.00 | - | - | - | - | - | - | - | - | - | - | 0.00 | 0.00 | 0.00 | - | 26.00 | - | - | - | - | 4,900 | | | | | |
| 4,950 | 0.00 | 0.00 | 0.00 | - | 712.00 | - | - | 0.00 | 0.00 | 0.00 | - | 730.00 | - | - | - | - | - | - | - | - | - | - | 0.00 | 0.00 | 0.00 | - | 31.75 | - | - | - | - | 4,950 | | | | | |
| 5,000 | 0.00 | 0.00 | 0.00 | - | 664.00 | - | - | 0.00 | 0.00 | 0.00 | - | 687.00 | - | - | - | - | - | - | - | - | - | - | 0.00 | 0.00 | 0.00 | - | 38.50 | - | - | - | - | 5,000 | | | | | |
| 5,050 | 0.00 | 0.00 | 0.00 | - | 617.00 | - | 33 | 0.00 | 0.00 | 0.00 | - | 645.00 | - | - | - | - | - | - | - | - | - | - | 0.00 | 0.00 | 0.00 | - | 46.25 | - | - | - | - | 5,050 | | | | | |
| 5,100 | 0.00 | 0.00 | 0.00 | - | 570.00 | - | 50 | 0.00 | 0.00 | 0.00 | - | 604.00 | - | - | - | - | - | - | - | - | - | - | 0.00 | 0.00 | 0.00 | - | 55.00 | - | - | - | - | 5,100 | | | | | |
| 5,150 | 0.00 | 0.00 | 0.00 | - | 524.00 | - | 51 | 0.00 | 0.00 | 0.00 | - | 564.00 | - | - | - | - | - | - | - | - | - | - | 0.00 | 0.00 | 0.00 | - | 65.00 | - | - | - | - | 5,150 | | | | | |
| 5,200 | 0.00 | 0.00 | 0.00 | - | 480.00 | - | 45 | 0.00 | 0.00 | 0.00 | - | 526.00 | - | - | - | - | - | - | - | - | - | - | 0.00 | 0.00 | 0.00 | - | 76.50 | - | - | - | - | 5,200 | | | | | |
| 5,250 | 0.00 | 0.00 | 0.00 | - | 437.00 | - | 32 | 0.00 | 0.00 | 0.00 | - | 489.00 | - | - | - | - | - | - | - | - | - | - | 0.00 | 0.00 | 0.00 | - | 89.00 | - | - | - | - | 5,250 | | | | | |
| 5,300 | 0.00 | 0.00 | 0.00 | - | 395.00 | - | 30 | 0.00 | 0.00 | 0.00 | - | 453.00 | - | - | - | - | - | - | - | - | - | - | 50.00 | 0.00 | 47.00 | 50.00 | 50.00 | 5 | 120 | 0.00 | 0.00 | 0.00 | - | 103.00 | - | - | 5,300 |
| 5,350 | 0.00 | 0.00 | 0.00 | - | 355.00 | - | 30 | 0.00 | 0.00 | 0.00 | - | 419.00 | - | - | - | - | - | - | - | - | - | - | 0.00 | 0.00 | 0.00 | - | 119.00 | - | - | - | - | 5,350 | | | | | |
| 5,400 | 0.00 | 0.00 | 0.00 | - | 318.00 | - | 30 | 0.00 | 0.00 | 0.00 | - | 386.00 | - | - | - | - | - | - | - | - | - | - | 0.00 | 0.00 | 0.00 | - | 136.00 | - | - | - | - | 5,400 | | | | | |
| 5,450 | 0.00 | 0.00 | 0.00 | - | 282.00 | - | 30 | 0.00 | 0.00 | 0.00 | - | 355.00 | - | - | - | - | - | - | - | - | - | - | 0.00 | 0.00 | 0.00 | - | 155.00 | - | - | - | - | 5,450 | | | | | |
| 5,500 | 0.00 | 0.00 | 0.00 | - | 249.00 | - | 30 | 0.00 | 0.00 | 0.00 | - | 325.00 | - | - | - | - | - | - | - | - | - | - | 0.00 | 0.00 | 0.00 | - | 175.00 | - | - | - | - | 5,500 | | | | | |
| 5,550 | 0.00 | 0.00 | 0.00 | - | 218.00 | - | - | 257.00 | 257.00 | 257.00 | 257.00 | 257.00 | 3 | - | - | - | - | - | - | - | - | - | 0.00 | 0.00 | 0.00 | - | 197.00 | - | - | - | - | 5,550 | | | | | |
| 5,600 | 0.00 | 0.00 | 0.00 | - | 189.00 | - | 30 | 0.00 | 0.00 | 0.00 | - | 271.00 | - | - | - | - | - | - | - | - | - | - | 148.00 | 0.00 | 141.00 | 144.00 | 144.00 | 3 | 21 | 0.00 | 0.00 | 0.00 | - | 220.00 | - | - | 5,600 |
| 5,650 | 0.00 | 0.00 | 0.00 | - | 163.00 | - | 90 | 231.00 | 231.00 | 231.00 | 231.00 | 231.00 | 1 | - | - | - | - | - | - | - | - | - | 0.00 | 0.00 | 0.00 | - | 246.00 | - | - | - | - | 5,650 | | | | | |
| 5,700 | 99.00 | 133.00 | 99.00 | 130.00 | 130.00 | 34 | 96 | 0.00 | 0.00 | 0.00 | - | 223.00 | - | 30 | - | - | - | - | - | - | - | - | 0.00 | 133.00 | 0.00 | - | 181.00 | - | 31 | 0.00 | 0.00 | 0.00 | - | 272.00 | - | 30 | 5,700 |
| 5,750 | 0.00 | 0.00 | 0.00 | - | 119.00 | - | 34 | 0.00 | 0.00 | 0.00 | - | 202.00 | - | 31 | - | - | - | - | - | - | - | - | 0.00 | 0.00 | 0.00 | - | 210.00 | - | 216 | 0.00 | 0.00 | 0.00 | - | 301.00 | - | 30 | 5,750 |
| 5,800 | 0.00 | 0.00 | 0.00 | - | 100.00 | - | 93 | 0.00 | 0.00 | 0.00 | - | 182.00 | - | 30 | - | - | - | - | - | - | - | - | 0.00 | 0.00 | 0.00 | - | 241.00 | - | 120 | 0.00 | 0.00 | 0.00 | - | 331.00 | - | 30 | 5,800 |
| 5,850 | 0.00 | 0.00 | 0.00 | - | 83.50 | - | 192 | 0.00 | 0.00 | 0.00 | - | 163.00 | - | - | - | - | - | - | - | - | - | - | 0.00 | 0.00 | 0.00 | - | 274.00 | - | 35 | 0.00 | 0.00 | 0.00 | - | 362.00 | - | 60 | 5,850 |
| 5,900 | 49.00 | 49.00 | 49.00 | 49.00 | 49.00 | 5 | 18 | 0.00 | 0.00 | 0.00 | - | 146.00 | - | - | - | - | - | - | - | - | - | - | 0.00 | 49.00 | 0.00 | - | 310.00 | - | 60 | 0.00 | 0.00 | 0.00 | - | 395.00 | - | - | 5,900 |
| 5,950 | 0.00 | 0.00 | 0.00 | - | 57.00 | - | 27 | 0.00 | 0.00 | 0.00 | - | 131.00 | - | 15 | - | - | - | - | - | - | - | - | 0.00 | 0.00 | 0.00 | - | 348.00 | - | - | 0.00 | 0.00 | 0.00 | - | 429.00 | - | - | 5,950 |

FTSE/Athex Large Cap

(Trade Unit: 1 Index Point x 2€ - Exercise Style: European, Cash Settlement)

| Call Options | | | | | | | | | | | | | | | Put Options | | | | | | | | | | | | | | | | | | | |
|-------------------|------------|-----------|-----------|------------|---------------|--------|---------------|------------|-----------|-----------|------------|---------------|--------|---------------|--------------|---------------|------------|-----------|-----------|------------|---------------|--------|---------------|------------|-----------|-----------|------------|---------------|--------|---------------|--------|---------------|-------|----------------|
| Exercise Price | May 2026 | | | | | | | June 2026 | | | | | | | Other Months | | May 2026 | | | | | | | | June 2026 | | | | | | | Other Months | | Exercise Price |
| | Open price | Price max | Price min | Last price | Closing price | Volume | Open Interest | Open price | Price max | Price min | Last price | Closing price | Volume | Open Interest | Volume | Open Interest | Open price | Price max | Price min | Last price | Closing price | Volume | Open Interest | Open price | Price max | Price min | Last price | Closing price | Volume | Open Interest | Volume | Open Interest | | |
| 6,000 | 0.00 | 0.00 | 0.00 | - | 46.50 | - | 10 | 0.00 | 0.00 | 0.00 | - | 117.00 | - | - | | | 0.00 | 0.00 | 0.00 | - | 387.00 | - | - | 0.00 | 0.00 | 0.00 | - | 465.00 | - | - | | | 6,000 | |
| 6,050 | 0.00 | 0.00 | 0.00 | - | 37.75 | - | 10 | 0.00 | 0.00 | 0.00 | - | 104.00 | - | - | | | 0.00 | 0.00 | 0.00 | - | 428.00 | - | - | 0.00 | 0.00 | 0.00 | - | 502.00 | - | - | | | 6,050 | |
| 6,100 | 0.00 | 0.00 | 0.00 | - | 30.25 | - | - | 0.00 | 0.00 | 0.00 | - | 92.00 | - | - | | | 0.00 | 0.00 | 0.00 | - | 471.00 | - | - | 0.00 | 0.00 | 0.00 | - | 540.00 | - | - | | | 6,100 | |
| 6,150 | 0.00 | 0.00 | 0.00 | - | 24.25 | - | - | 0.00 | 0.00 | 0.00 | - | 81.00 | - | - | | | 0.00 | 0.00 | 0.00 | - | 515.00 | - | - | 0.00 | 0.00 | 0.00 | - | 579.00 | - | - | | | 6,150 | |
| 6,200 | 0.00 | 0.00 | 0.00 | - | 19.00 | - | - | 0.00 | 0.00 | 0.00 | - | 71.50 | - | - | | | 0.00 | 0.00 | 0.00 | - | 559.00 | - | - | 0.00 | 0.00 | 0.00 | - | 619.00 | - | - | | | 6,200 | |
| 6,250 | 0.00 | 0.00 | 0.00 | - | 15.00 | - | - | 0.00 | 0.00 | 0.00 | - | 62.50 | - | - | | | 0.00 | 0.00 | 0.00 | - | 605.00 | - | - | 0.00 | 0.00 | 0.00 | - | 660.00 | - | - | | | 6,250 | |
| 6,300 | 0.00 | 0.00 | 0.00 | - | 11.75 | - | - | 0.00 | 0.00 | 0.00 | - | 55.00 | - | - | | | 0.00 | 0.00 | 0.00 | - | 652.00 | - | - | 0.00 | 0.00 | 0.00 | - | 702.00 | - | - | | | 6,300 | |
| 6,350 | 0.00 | 0.00 | 0.00 | - | 9.00 | - | - | 0.00 | 0.00 | 0.00 | - | 48.00 | - | - | | | 0.00 | 0.00 | 0.00 | - | 699.00 | - | - | 0.00 | 0.00 | 0.00 | - | 745.00 | - | - | | | 6,350 | |
| 6,400 | 0.00 | 0.00 | 0.00 | - | 6.90 | - | - | 0.00 | 0.00 | 0.00 | - | 41.75 | - | - | | | 0.00 | 0.00 | 0.00 | - | 747.00 | - | - | 0.00 | 0.00 | 0.00 | - | 789.00 | - | - | | | 6,400 | |
| 6,450 | - | - | - | - | - | - | - | 0.00 | 0.00 | 0.00 | - | 36.25 | - | - | | | - | - | - | - | - | - | - | 0.00 | 0.00 | 0.00 | - | 833.00 | - | - | | | 6,450 | |
| 6,500 | - | - | - | - | - | - | - | 0.00 | 0.00 | 0.00 | - | 31.50 | - | - | | | - | - | - | - | - | - | - | 0.00 | 0.00 | 0.00 | - | 878.00 | - | - | | | 6,500 | |
| 6,550 | - | - | - | - | - | - | - | 0.00 | 0.00 | 0.00 | - | 27.25 | - | - | | | - | - | - | - | - | - | - | 0.00 | 0.00 | 0.00 | - | 924.00 | - | - | | | 6,550 | |
| 6,600 | - | - | - | - | - | - | - | 0.00 | 0.00 | 0.00 | - | 23.50 | - | - | | | - | - | - | - | - | - | - | 0.00 | 0.00 | 0.00 | - | 970.00 | - | - | | | 6,600 | |
| 6,650 | - | - | - | - | - | - | - | 0.00 | 0.00 | 0.00 | - | 20.25 | - | - | | | - | - | - | - | - | - | - | 0.00 | 0.00 | 0.00 | - | 1,016.00 | - | - | | | 6,650 | |
| Totals: | | | | | | 39 | 961 | | | | | 4 | 106 | 0 | 0 | | | | | | | 8 | 1,153 | | | | | 0 | 150 | 0 | 0 | | | |
| Number of Trades: | | | | | | 6 | | | | | | 2 | | 0 | | | | | | | | 8 | | | | | 0 | | 0 | | | | | |

Allwyn AG (CR)

(Contract Size: 100 Securities, Exercise Style: American, Physical Delivery)

| Call Options | | | | | | | | | | | | | | | | Put Options | | | | | | | | | | | | | | | | | |
|---------------|------------|-----------|-----------|------------|---------------|--------|---------------|------------|-----------|-----------|------------|---------------|--------|---------------|--------|---------------|------------|-----------|-----------|------------|---------------|--------|---------------|------------|-----------|-----------|------------|---------------|--------|---------------|--------|---------------|---------------|
| May 2026 | | | | | | | June 2026 | | | | | | | Other Months | | May 2026 | | | | | | | June 2026 | | | | | | | Other Months | | Exerise Price | |
| Exerise Price | Open price | Price max | Price min | Last price | Closing price | Volume | Open Interest | Open price | Price max | Price min | Last price | Closing price | Volume | Open Interest | Volume | Open Interest | Open price | Price max | Price min | Last price | Closing price | Volume | Open Interest | Open price | Price max | Price min | Last price | Closing price | Volume | Open Interest | Volume | | Open Interest |
| 9.000 | 0.000 | 0.000 | 0.000 | | 4.16 | - | - | 0.000 | 0.000 | 0.000 | | 4.18 | - | - | | | 0.000 | 0.000 | 0.000 | | 0.001 | - | - | 0.000 | 0.000 | 0.000 | | 0.001 | - | - | | | 0.090 |
| 9.250 | 0.000 | 0.000 | 0.000 | | 3.91 | - | - | 0.000 | 0.000 | 0.000 | | 3.93 | - | - | | | 0.000 | 0.000 | 0.000 | | 0.002 | - | - | 0.000 | 0.000 | 0.000 | | 0.002 | - | - | | | 0.093 |
| 9.500 | 0.000 | 0.000 | 0.000 | | 3.66 | - | - | 0.000 | 0.000 | 0.000 | | 3.68 | - | - | | | 0.000 | 0.000 | 0.000 | | 0.004 | - | - | 0.000 | 0.000 | 0.000 | | 0.004 | - | - | | | 0.095 |
| 9.750 | 0.000 | 0.000 | 0.000 | | 3.41 | - | - | 0.000 | 0.000 | 0.000 | | 3.44 | - | - | | | 0.000 | 0.000 | 0.000 | | 0.007 | - | - | 0.000 | 0.000 | 0.000 | | 0.006 | - | - | | | 0.098 |
| 10.000 | 0.000 | 0.000 | 0.000 | | 3.16 | - | - | 0.000 | 0.000 | 0.000 | | 3.19 | - | - | | | 0.000 | 0.000 | 0.000 | | 0.001 | - | - | 0.000 | 0.000 | 0.000 | | 0.011 | - | - | | | 0.100 |
| 10.500 | 0.000 | 0.000 | 0.000 | | 2.67 | - | - | 0.000 | 0.000 | 0.000 | | 2.71 | - | - | | | 0.000 | 0.000 | 0.000 | | 0.002 | - | - | 0.000 | 0.000 | 0.000 | | 0.029 | - | - | | | 0.105 |
| 11.000 | 0.000 | 0.000 | 0.000 | | 2.17 | - | - | 0.000 | 0.000 | 0.000 | | 2.25 | - | - | | | 0.000 | 0.000 | 0.000 | | 0.010 | - | - | 0.000 | 0.000 | 0.000 | | 0.067 | - | - | | | 0.110 |
| 11.500 | 0.000 | 0.000 | 0.000 | | 1.70 | - | - | 0.000 | 0.000 | 0.000 | | 1.82 | - | - | | | 0.000 | 0.000 | 0.000 | | 0.034 | - | - | 0.000 | 0.000 | 0.000 | | 0.135 | - | - | | | 0.115 |
| 12.000 | 0.000 | 0.000 | 0.000 | | 1.26 | - | - | 0.000 | 0.000 | 0.000 | | 1.43 | - | - | | | 0.000 | 0.000 | 0.000 | | 0.095 | - | 15 | 0.000 | 0.000 | 0.000 | | 0.243 | - | - | | | 0.120 |
| 12.500 | 0.000 | 0.000 | 0.000 | | 0.873 | - | - | 0.000 | 0.000 | 0.000 | | 1.09 | - | - | | | 0.000 | 0.000 | 0.000 | | 0.208 | - | - | 0.000 | 0.000 | 0.000 | | 0.401 | - | - | | | 0.125 |
| 13.000 | 0.000 | 0.000 | 0.000 | | 0.567 | - | - | 0.000 | 0.000 | 0.000 | | 0.803 | - | - | | | 0.000 | 0.000 | 0.000 | | 0.402 | - | - | 0.000 | 0.000 | 0.000 | | 0.615 | - | - | | | 0.130 |
| 13.500 | 0.000 | 0.000 | 0.000 | | 0.336 | - | 15 | 0.000 | 0.000 | 0.000 | | 0.574 | - | - | | | 0.000 | 0.000 | 0.000 | | 0.671 | - | 5 | 0.000 | 0.000 | 0.000 | | 0.885 | - | - | | | 0.135 |
| 14.000 | 0.000 | 0.000 | 0.000 | | 0.188 | - | 15 | 0.000 | 0.000 | 0.000 | | 0.397 | - | - | | | 0.000 | 0.000 | 0.000 | | 1.02 | - | 25 | 0.000 | 0.000 | 0.000 | | 1.21 | - | - | | | 0.140 |
| 14.500 | 0.000 | 0.000 | 0.000 | | 0.095 | - | 15 | 0.000 | 0.000 | 0.000 | | 0.267 | - | - | | | 0.000 | 0.000 | 0.000 | | 1.43 | - | 15 | 0.000 | 0.000 | 0.000 | | 1.58 | - | - | | | 0.145 |
| 15.000 | 0.000 | 0.000 | 0.000 | | 0.044 | - | 30 | 0.000 | 0.000 | 0.000 | | 0.173 | - | - | | | 0.000 | 0.000 | 0.000 | | 1.88 | - | - | 0.000 | 0.000 | 0.000 | | 1.99 | - | - | | | 0.150 |
| 15.500 | 0.000 | 0.000 | 0.000 | | 0.019 | - | - | 0.000 | 0.000 | 0.000 | | 0.109 | - | - | | | 0.000 | 0.000 | 0.000 | | 2.36 | - | - | 0.000 | 0.000 | 0.000 | | 2.43 | - | - | | | 0.155 |
| 16.000 | 0.000 | 0.000 | 0.000 | | 0.008 | - | - | 0.000 | 0.000 | 0.000 | | 0.065 | - | - | | | 0.000 | 0.000 | 0.000 | | 2.85 | - | - | 0.000 | 0.000 | 0.000 | | 2.89 | - | - | | | 0.160 |
| 16.500 | 0.000 | 0.000 | 0.000 | | 0.003 | - | - | 0.000 | 0.000 | 0.000 | | 0.038 | - | - | | | 0.000 | 0.000 | 0.000 | | 3.35 | - | - | 0.000 | 0.000 | 0.000 | | 3.36 | - | - | | | 0.165 |
| 17.000 | 0.000 | 0.000 | 0.000 | | 0.001 | - | - | 0.000 | 0.000 | 0.000 | | 0.023 | - | - | | | 0.000 | 0.000 | 0.000 | | 3.85 | - | - | 0.000 | 0.000 | 0.000 | | 3.85 | - | - | | | 0.170 |
| 17.500 | 0.000 | 0.000 | 0.000 | | 0.001 | - | - | 0.000 | 0.000 | 0.000 | | 0.013 | - | - | | | 0.000 | 0.000 | 0.000 | | 4.35 | - | - | 0.000 | 0.000 | 0.000 | | 4.35 | - | - | | | 0.175 |
| 18.000 | 0.000 | 0.000 | 0.000 | | 0.001 | - | - | 0.000 | 0.000 | 0.000 | | 0.007 | - | - | | | 0.000 | 0.000 | 0.000 | | 4.85 | - | - | 0.000 | 0.000 | 0.000 | | 4.85 | - | - | | | 0.180 |
| 18.500 | 0.000 | 0.000 | 0.000 | | 0.004 | - | - | 0.000 | 0.000 | 0.000 | | 0.004 | - | - | | | 0.000 | 0.000 | 0.000 | | 5.35 | - | - | 0.000 | 0.000 | 0.000 | | 5.35 | - | - | | | 0.185 |
| 19.000 | 0.000 | 0.000 | 0.000 | | 0.002 | - | - | 0.000 | 0.000 | 0.000 | | 0.002 | - | - | | | 0.000 | 0.000 | 0.000 | | 5.85 | - | 50 | 0.000 | 0.000 | 0.000 | | 5.85 | - | - | | | 0.190 |
| 19.500 | 0.000 | 0.000 | 0.000 | | 0.001 | - | - | 0.000 | 0.000 | 0.000 | | 0.001 | - | - | | | 0.000 | 0.000 | 0.000 | | 6.35 | - | 50 | 0.000 | 0.000 | 0.000 | | 6.35 | - | - | | | 0.195 |
| 20.000 | 0.000 | 0.000 | 0.000 | | 0.001 | - | - | 0.000 | 0.000 | 0.000 | | 0.001 | - | - | | | 0.000 | 0.000 | 0.000 | | 6.85 | - | - | 0.000 | 0.000 | 0.000 | | 6.85 | - | - | | | 0.200 |
| 21.000 | 0.000 | 0.000 | 0.000 | | 0.001 | - | - | 0.000 | 0.000 | 0.000 | | 0.001 | - | - | | | 0.000 | 0.000 | 0.000 | | 7.85 | - | - | 0.000 | 0.000 | 0.000 | | 7.85 | - | - | | | 0.210 |
| 22.000 | 0.000 | 0.000 | 0.000 | | 0.001 | - | - | 0.000 | 0.000 | 0.000 | | 0.001 | - | - | | | 0.000 | 0.000 | 0.000 | | 8.85 | - | - | 0.000 | 0.000 | 0.000 | | 8.85 | - | - | | | 0.220 |
| 23.000 | 0.000 | 0.000 | 0.000 | | 0.001 | - | - | 0.000 | 0.000 | 0.000 | | 0.001 | - | - | | | 0.000 | 0.000 | 0.000 | | 9.85 | - | - | 0.000 | 0.000 | 0.000 | | 9.85 | - | - | | | 0.230 |
| 24.000 | | | | | | - | - | 0.000 | 0.000 | 0.000 | | 0.001 | - | - | | | | | | | | - | - | 0.000 | 0.000 | 0.000 | | 10.85 | - | - | | | 0.240 |
| 25.000 | | | | | | - | - | 0.000 | 0.000 | 0.000 | | 0.002 | - | - | | | | | | | | - | - | 0.000 | 0.000 | 0.000 | | 11.85 | - | - | | | 0.250 |
| 26.000 | | | | | | - | - | 0.000 | 0.000 | 0.000 | | 0.001 | - | - | | | | | | | | - | - | 0.000 | 0.000 | 0.000 | | 12.85 | - | - | | | 0.260 |
| 27.000 | | | | | | - | - | 0.000 | 0.000 | 0.000 | | 0.001 | - | - | | | | | | | | - | - | 0.000 | 0.000 | 0.000 | | 13.85 | - | - | | | 0.270 |
| 28.000 | | | | | | - | - | 0.000 | 0.000 | 0.000 | | 0.001 | - | - | | | | | | | | - | - | 0.000 | 0.000 | 0.000 | | 14.85 | - | - | | | 0.280 |
| 29.000 | | | | | | - | - | 0.000 | 0.000 | 0.000 | | 0.001 | - | - | | | | | | | | - | - | 0.000 | 0.000 | 0.000 | | 15.85 | - | - | | | 0.290 |
| 30.000 | | | | | | - | - | 0.000 | 0.000 | 0.000 | | 0.001 | - | - | | | | | | | | - | - | 0.000 | 0.000 | 0.000 | | 16.85 | - | - | | | 0.300 |

Allwyn AG (CR)

(Contract Size: 100 Securities, Exercise Style: American, Physical Delivery)

| | Call Options | | | | | | | | | | | | | | Put Options | | | | | | | | | | | | | | | | | | | | |
|-------------------|--------------|-----------|-----------|------------|---------------|--------|---------------|------------|-----------|-----------|------------|---------------|--------|---------------|--------------|---------------|------------|-----------|-----------|------------|---------------|--------|---------------|------------|-----------|-----------|------------|---------------|--------|---------------|--------------|---------------|----------------|--|--|
| | May 2026 | | | | | | | June 2026 | | | | | | | Other Months | | May 2026 | | | | | | | June 2026 | | | | | | | Other Months | | | | |
| Exercise Price | Open price | Price max | Price min | Last price | Closing price | Volume | Open Interest | Open price | Price max | Price min | Last price | Closing price | Volume | Open Interest | Volume | Open Interest | Open price | Price max | Price min | Last price | Closing price | Volume | Open Interest | Open price | Price max | Price min | Last price | Closing price | Volume | Open Interest | Volume | Open Interest | Exercise Price | | |
| Totals: | | | | | | 0 | 75 | | | | | | 0 | 0 | 0 | 0 | | | | | | 0 | 160 | | | | | | 0 | 0 | 0 | 0 | | | |
| Number of Trades: | | | | | | | 0 | | | | | | 0 | | 0 | | | | | | | 0.00 | | | | | | 0 | | 0 | | | | | |

ALPHA BANK (CR)

(Contract Size: 100 Securities, Exercise Style: American, Physical Delivery)

| Call Options | | | | | | | | | | | | | | Put Options | | | | | | | | | | | | | | | | | | | |
|---------------|------------|-----------|-----------|------------|---------------|--------|---------------|------------|-----------|-----------|------------|---------------|--------|---------------|--------|---------------|------------|-----------|-----------|------------|---------------|--------|---------------|------------|-----------|-----------|------------|---------------|--------|---------------|--------|---------------|---------------|
| May 2026 | | | | | | | June 2026 | | | | | | | Other Months | | May 2026 | | | | | | | June 2026 | | | | | | | Other Months | | Exerise Price | |
| Exerise Price | Open price | Price max | Price min | Last price | Closing price | Volume | Open Interest | Open price | Price max | Price min | Last price | Closing price | Volume | Open Interest | Volume | Open Interest | Open price | Price max | Price min | Last price | Closing price | Volume | Open Interest | Open price | Price max | Price min | Last price | Closing price | Volume | Open Interest | Volume | | Open Interest |
| 2.000 | 0.000 | 0.000 | 0.000 | | 1.65 | - | - | 0.000 | 0.000 | 0.000 | | 1.66 | - | - | | | 0.000 | 0.000 | 0.000 | | 0.001 | - | - | 0.000 | 0.000 | 0.000 | | 0.001 | - | - | | | 0.020 |
| 2.100 | 0.000 | 0.000 | 0.000 | | 1.55 | - | - | 0.000 | 0.000 | 0.000 | | 1.56 | - | - | | | 0.000 | 0.000 | 0.000 | | 0.001 | - | - | 0.000 | 0.000 | 0.000 | | 0.001 | - | - | | | 0.021 |
| 2.200 | 0.000 | 0.000 | 0.000 | | 1.45 | - | - | 0.000 | 0.000 | 0.000 | | 1.46 | - | - | | | 0.000 | 0.000 | 0.000 | | 0.001 | - | - | 0.000 | 0.000 | 0.000 | | 0.001 | - | - | | | 0.022 |
| 2.300 | 0.000 | 0.000 | 0.000 | | 1.35 | - | - | 0.000 | 0.000 | 0.000 | | 1.36 | - | - | | | 0.000 | 0.000 | 0.000 | | 0.001 | - | - | 0.000 | 0.000 | 0.000 | | 0.001 | - | - | | | 0.023 |
| 2.400 | 0.000 | 0.000 | 0.000 | | 1.25 | - | - | 0.000 | 0.000 | 0.000 | | 1.26 | - | - | | | 0.000 | 0.000 | 0.000 | | 0.001 | - | - | 0.000 | 0.000 | 0.000 | | 0.002 | - | - | | | 0.024 |
| 2.500 | 0.000 | 0.000 | 0.000 | | 1.15 | - | - | 0.000 | 0.000 | 0.000 | | 1.16 | - | - | | | 0.000 | 0.000 | 0.000 | | 0.002 | - | - | 0.000 | 0.000 | 0.000 | | 0.004 | - | - | | | 0.025 |
| 2.600 | 0.000 | 0.000 | 0.000 | | 1.05 | - | - | 0.000 | 0.000 | 0.000 | | 1.07 | - | - | | | 0.000 | 0.000 | 0.000 | | 0.004 | - | - | 0.000 | 0.000 | 0.000 | | 0.008 | - | - | | | 0.026 |
| 2.700 | 0.000 | 0.000 | 0.000 | | 0.954 | - | - | 0.000 | 0.000 | 0.000 | | 0.972 | - | - | | | 0.000 | 0.000 | 0.000 | | 0.001 | - | - | 0.000 | 0.000 | 0.000 | | 0.013 | - | - | | | 0.027 |
| 2.800 | 0.000 | 0.000 | 0.000 | | 0.855 | - | - | 0.000 | 0.000 | 0.000 | | 0.879 | - | - | | | 0.000 | 0.000 | 0.000 | | 0.002 | - | - | 0.000 | 0.000 | 0.000 | | 0.020 | - | - | | | 0.028 |
| 2.900 | 0.000 | 0.000 | 0.000 | | 0.758 | - | - | 0.000 | 0.000 | 0.000 | | 0.791 | - | - | | | 0.000 | 0.000 | 0.000 | | 0.004 | - | - | 0.000 | 0.000 | 0.000 | | 0.032 | - | - | | | 0.029 |
| 3.000 | 0.000 | 0.000 | 0.000 | | 0.662 | - | - | 0.000 | 0.000 | 0.000 | | 0.706 | - | - | | | 0.000 | 0.000 | 0.000 | | 0.009 | - | - | 0.000 | 0.000 | 0.000 | | 0.047 | - | - | | | 0.030 |
| 3.100 | 0.000 | 0.000 | 0.000 | | 0.570 | - | 4 | 0.000 | 0.000 | 0.000 | | 0.624 | - | - | | | 0.000 | 0.000 | 0.000 | | 0.017 | - | - | 0.000 | 0.000 | 0.000 | | 0.065 | - | - | | | 0.031 |
| 3.200 | 0.000 | 0.000 | 0.000 | | 0.483 | - | - | 0.000 | 0.000 | 0.000 | | 0.550 | - | - | | | 0.000 | 0.000 | 0.000 | | 0.029 | - | - | 0.000 | 0.000 | 0.000 | | 0.090 | - | - | | | 0.032 |
| 3.300 | 0.000 | 0.000 | 0.000 | | 0.401 | - | 15 | 0.000 | 0.000 | 0.000 | | 0.479 | - | - | | | 0.000 | 0.000 | 0.000 | | 0.047 | - | - | 0.000 | 0.000 | 0.000 | | 0.119 | - | - | | | 0.033 |
| 3.400 | 0.000 | 0.000 | 0.000 | | 0.327 | - | - | 0.000 | 0.000 | 0.000 | | 0.416 | - | - | | | 0.000 | 0.000 | 0.000 | | 0.073 | - | - | 0.000 | 0.000 | 0.000 | | 0.155 | - | - | | | 0.034 |
| 3.500 | 0.000 | 0.000 | 0.000 | | 0.261 | - | - | 0.000 | 0.000 | 0.000 | | 0.357 | - | - | | | 0.000 | 0.000 | 0.000 | | 0.107 | - | - | 0.000 | 0.000 | 0.000 | | 0.196 | - | - | | | 0.035 |
| 3.600 | 0.000 | 0.000 | 0.000 | | 0.205 | - | - | 0.000 | 0.000 | 0.000 | | 0.304 | - | - | | | 0.000 | 0.000 | 0.000 | | 0.151 | - | - | 0.000 | 0.000 | 0.000 | | 0.243 | - | - | | | 0.036 |
| 3.700 | 0.000 | 0.000 | 0.000 | | 0.157 | - | - | 0.000 | 0.000 | 0.000 | | 0.257 | - | - | | | 0.000 | 0.000 | 0.000 | | 0.203 | - | - | 0.000 | 0.000 | 0.000 | | 0.297 | - | - | | | 0.037 |
| 3.800 | 0.000 | 0.000 | 0.000 | | 0.117 | - | - | 0.000 | 0.000 | 0.000 | | 0.216 | - | - | | | 0.000 | 0.000 | 0.000 | | 0.263 | - | - | 0.000 | 0.000 | 0.000 | | 0.355 | - | - | | | 0.038 |
| 3.900 | 0.000 | 0.000 | 0.000 | | 0.085 | - | - | 0.000 | 0.000 | 0.000 | | 0.180 | - | - | | | 0.000 | 0.000 | 0.000 | | 0.331 | - | - | 0.000 | 0.000 | 0.000 | | 0.419 | - | - | | | 0.039 |
| 4.000 | 0.000 | 0.000 | 0.000 | | 0.062 | - | 10 | 0.000 | 0.000 | 0.000 | | 0.150 | - | 10 | | | 0.000 | 0.000 | 0.000 | | 0.408 | - | - | 0.000 | 0.000 | 0.000 | | 0.488 | - | - | | | 0.040 |
| 4.250 | 0.000 | 0.000 | 0.000 | | 0.025 | - | - | 0.000 | 0.000 | 0.000 | | 0.090 | - | - | | | 0.000 | 0.000 | 0.000 | | 0.621 | - | - | 0.000 | 0.000 | 0.000 | | 0.679 | - | - | | | 0.043 |
| 4.400 | | | | | | - | - | 0.000 | 0.000 | 0.000 | | 0.066 | - | - | | | | | | | | - | - | 0.000 | 0.000 | 0.000 | | 0.806 | - | - | | | 0.044 |
| 4.500 | 0.000 | 0.000 | 0.000 | | 0.008 | - | - | 0.000 | 0.000 | 0.000 | | 0.052 | - | - | | | 0.000 | 0.000 | 0.000 | | 0.855 | - | - | 0.000 | 0.000 | 0.000 | | 0.892 | - | - | | | 0.045 |
| 4.750 | 0.000 | 0.000 | 0.000 | | 0.003 | - | - | 0.000 | 0.000 | 0.000 | | 0.029 | - | - | | | 0.000 | 0.000 | 0.000 | | 1.10 | - | - | 0.000 | 0.000 | 0.000 | | 1.12 | - | - | | | 0.048 |
| 4.800 | | | | | | - | - | 0.000 | 0.000 | 0.000 | | 0.026 | - | - | | | | | | | | - | - | 0.000 | 0.000 | 0.000 | | 1.17 | - | - | | | 0.048 |
| 5.000 | 0.000 | 0.000 | 0.000 | | 0.001 | - | - | 0.000 | 0.000 | 0.000 | | 0.016 | - | - | | | 0.000 | 0.000 | 0.000 | | 1.35 | - | - | 0.000 | 0.000 | 0.000 | | 1.36 | - | - | | | 0.050 |
| 5.250 | 0.000 | 0.000 | 0.000 | | 0.002 | - | - | 0.000 | 0.000 | 0.000 | | 0.009 | - | - | | | 0.000 | 0.000 | 0.000 | | 1.60 | - | - | 0.000 | 0.000 | 0.000 | | 1.60 | - | - | | | 0.053 |
| 5.500 | 0.000 | 0.000 | 0.000 | | 0.001 | - | - | 0.000 | 0.000 | 0.000 | | 0.004 | - | - | | | 0.000 | 0.000 | 0.000 | | 1.85 | - | - | 0.000 | 0.000 | 0.000 | | 1.85 | - | - | | | 0.055 |
| 5.750 | 0.000 | 0.000 | 0.000 | | 0.001 | - | - | 0.000 | 0.000 | 0.000 | | 0.002 | - | - | | | 0.000 | 0.000 | 0.000 | | 2.10 | - | - | 0.000 | 0.000 | 0.000 | | 2.10 | - | - | | | 0.058 |
| 6.000 | 0.000 | 0.000 | 0.000 | | 0.001 | - | - | 0.000 | 0.000 | 0.000 | | 0.001 | - | - | | | 0.000 | 0.000 | 0.000 | | 2.35 | - | - | 0.000 | 0.000 | 0.000 | | 2.35 | - | - | | | 0.060 |
| 6.250 | 0.000 | 0.000 | 0.000 | | 0.001 | - | - | 0.000 | 0.000 | 0.000 | | 0.001 | - | - | | | 0.000 | 0.000 | 0.000 | | 2.60 | - | - | 0.000 | 0.000 | 0.000 | | 2.60 | - | - | | | 0.063 |
| 6.500 | | | | | | - | - | 0.000 | 0.000 | 0.000 | | 0.001 | - | - | | | | | | | | - | - | 0.000 | 0.000 | 0.000 | | 2.85 | - | - | | | 0.065 |
| 6.750 | | | | | | - | - | 0.000 | 0.000 | 0.000 | | 0.001 | - | - | | | | | | | | - | - | 0.000 | 0.000 | 0.000 | | 3.10 | - | - | | | 0.068 |
| 7.000 | | | | | | - | - | 0.000 | 0.000 | 0.000 | | 0.001 | - | - | | | | | | | | - | - | 0.000 | 0.000 | 0.000 | | 3.35 | - | - | | | 0.070 |

ALPHA BANK (CR)

(Contract Size: 100 Securities, Exercise Style: American, Physical Delivery)

| | Call Options | | | | | | | | | | | | | | Put Options | | | | | | | | | | | | | | | | | | | | | |
|-------------------|--------------|-----------|-----------|------------|---------------|-----------|---------------|------------|-----------|-----------|--------------|---------------|--------|---------------|-------------|---------------|------------|-----------|-----------|------------|---------------|--------|---------------|------------|--------------|-----------|------------|---------------|--------|---------------|--------|---------------|----------------|---|--|--|
| | May 2026 | | | | | June 2026 | | | | | Other Months | | | | May 2026 | | | | | June 2026 | | | | | Other Months | | | | | | | | | | | |
| Exercise Price | Open price | Price max | Price min | Last price | Closing price | Volume | Open Interest | Open price | Price max | Price min | Last price | Closing price | Volume | Open Interest | Volume | Open Interest | Open price | Price max | Price min | Last price | Closing price | Volume | Open Interest | Open price | Price max | Price min | Last price | Closing price | Volume | Open Interest | Volume | Open Interest | Exercise Price | | | |
| Totals: | | | | | | 0 | 29 | | | | | | | 0 | 10 | 0 | 0 | | | | | | 0 | 0 | | | | | | | 0 | 0 | 0 | 0 | | |
| Number of Trades: | | | | | | | 0 | | | | | | | 0 | | | 0 | | | | | | 0.00 | | | | | | | 0 | | | 0 | | | |

NATIONAL BANK (CR)

(Contract Size: 100 Securities, Exercise Style: American, Physical Delivery)

| Call Options | | | | | | | | | | | | | | | | Put Options | | | | | | | | | | | | | | | | | | | | | | | | | |
|-------------------|------------|-----------|-----------|------------|---------------|--------|---------------|------------|-----------|-----------|------------|---------------|--------------|---------------|----------|---------------|------------|-----------|-----------|------------|---------------|--------|---------------|------------|-----------|-----------|--------------|---------------|----------------|--------|---------------|--------|---------------|---|---|--|--|--|--|--|---|
| Exercise Price | May 2026 | | | | | | June 2026 | | | | | | Other Months | | May 2026 | | | | | | June 2026 | | | | | | Other Months | | Exercise Price | | | | | | | | | | | | |
| | Open price | Price max | Price min | Last price | Closing price | Volume | Open Interest | Open price | Price max | Price min | Last price | Closing price | Volume | Open Interest | Volume | Open Interest | Open price | Price max | Price min | Last price | Closing price | Volume | Open Interest | Open price | Price max | Price min | Last price | Closing price | | Volume | Open Interest | Volume | Open Interest | | | | | | | | |
| 8.250 | | | | | | - | - | 0.000 | 0.000 | 0.000 | 6.06 | - | - | | | | | | | | | | | 0.000 | 0.000 | 0.000 | 0.001 | - | - | | | 0.083 | | | | | | | | | |
| 8.400 | | | | | | - | - | 0.000 | 0.000 | 0.000 | 5.91 | - | - | | | | | | | | | | | 0.000 | 0.000 | 0.000 | 0.001 | - | - | | | 0.084 | | | | | | | | | |
| 8.500 | | | | | | - | - | 0.000 | 0.000 | 0.000 | 5.81 | - | - | | | | | | | | | | | 0.000 | 0.000 | 0.000 | 0.001 | - | - | | | 0.085 | | | | | | | | | |
| 8.750 | 0.000 | 0.000 | 0.000 | | 5.54 | - | - | 0.000 | 0.000 | 0.000 | 5.56 | - | - | | | 0.000 | 0.000 | 0.000 | 0.001 | - | - | | 0.000 | 0.000 | 0.000 | 0.002 | - | - | | | 0.088 | | | | | | | | | | |
| 8.800 | | | | | | - | - | 0.000 | 0.000 | 0.000 | 5.51 | - | - | | | | | | | | | | | 0.000 | 0.000 | 0.000 | 0.002 | - | - | | | 0.088 | | | | | | | | | |
| 9.000 | 0.000 | 0.000 | 0.000 | | 5.29 | - | - | 0.000 | 0.000 | 0.000 | 5.31 | - | - | | | 0.000 | 0.000 | 0.000 | 0.001 | - | - | | 0.000 | 0.000 | 0.000 | 0.003 | - | - | | | 0.090 | | | | | | | | | | |
| 9.200 | | | | | | - | - | 0.000 | 0.000 | 0.000 | 5.11 | - | - | | | | | | | | | | | 0.000 | 0.000 | 0.000 | 0.004 | - | - | | | 0.092 | | | | | | | | | |
| 9.250 | 0.000 | 0.000 | 0.000 | | 5.04 | - | - | 0.000 | 0.000 | 0.000 | 5.06 | - | - | | | 0.000 | 0.000 | 0.000 | 0.002 | - | - | | 0.000 | 0.000 | 0.000 | 0.004 | - | - | | | 0.093 | | | | | | | | | | |
| 9.500 | 0.000 | 0.000 | 0.000 | | 4.79 | - | - | 0.000 | 0.000 | 0.000 | 4.82 | - | - | | | 0.000 | 0.000 | 0.000 | 0.001 | - | - | | 0.000 | 0.000 | 0.000 | 0.007 | - | - | | | 0.095 | | | | | | | | | | |
| 9.600 | | | | | | - | - | 0.000 | 0.000 | 0.000 | 4.72 | - | - | | | | | | | | | | | 0.000 | 0.000 | 0.000 | 0.008 | - | - | | | 0.096 | | | | | | | | | |
| 9.750 | 0.000 | 0.000 | 0.000 | | 4.54 | - | - | 0.000 | 0.000 | 0.000 | 4.57 | - | - | | | 0.000 | 0.000 | 0.000 | 0.001 | - | - | | 0.000 | 0.000 | 0.000 | 0.011 | - | - | | | 0.098 | | | | | | | | | | |
| 10.000 | 0.000 | 0.000 | 0.000 | | 4.29 | - | - | 0.000 | 0.000 | 0.000 | 4.33 | - | - | | | 0.000 | 0.000 | 0.000 | 0.001 | - | - | | 0.000 | 0.000 | 0.000 | 0.016 | - | - | | | 0.100 | | | | | | | | | | |
| 10.500 | 0.000 | 0.000 | 0.000 | | 3.79 | - | - | 0.000 | 0.000 | 0.000 | 3.85 | - | - | | | 0.000 | 0.000 | 0.000 | 0.001 | - | - | | 0.000 | 0.000 | 0.000 | 0.034 | - | - | | | 0.105 | | | | | | | | | | |
| 11.000 | 0.000 | 0.000 | 0.000 | | 3.30 | - | - | 0.000 | 0.000 | 0.000 | 3.38 | - | - | | | 0.000 | 0.000 | 0.000 | 0.005 | - | - | | 0.000 | 0.000 | 0.000 | 0.067 | - | - | | | 0.110 | | | | | | | | | | |
| 11.500 | 0.000 | 0.000 | 0.000 | | 2.81 | - | - | 0.000 | 0.000 | 0.000 | 2.94 | - | - | | | 0.000 | 0.000 | 0.000 | 0.015 | - | - | | 0.000 | 0.000 | 0.000 | 0.119 | - | - | | | 0.115 | | | | | | | | | | |
| 12.000 | 0.000 | 0.000 | 0.000 | | 2.33 | - | - | 0.000 | 0.000 | 0.000 | 2.52 | - | - | | | 0.000 | 0.000 | 0.000 | 0.040 | - | - | | 0.000 | 0.000 | 0.000 | 0.198 | - | - | | | 0.120 | | | | | | | | | | |
| 12.500 | 0.000 | 0.000 | 0.000 | | 1.88 | - | - | 0.000 | 0.000 | 0.000 | 2.12 | - | - | | | 0.000 | 0.000 | 0.000 | 0.088 | - | - | | 0.000 | 0.000 | 0.000 | 0.306 | - | - | | | 0.125 | | | | | | | | | | |
| 13.000 | 0.000 | 0.000 | 0.000 | | 1.47 | - | - | 0.000 | 0.000 | 0.000 | 1.77 | - | - | | | 0.000 | 0.000 | 0.000 | 0.174 | - | - | | 0.000 | 0.000 | 0.000 | 0.446 | - | - | | | 0.130 | | | | | | | | | | |
| 13.500 | 0.000 | 0.000 | 0.000 | | 1.11 | - | 30 | 0.000 | 0.000 | 0.000 | 1.45 | - | - | | | 0.000 | 0.000 | 0.000 | 0.312 | - | - | | 0.000 | 0.000 | 0.000 | 0.627 | - | - | | | 0.135 | | | | | | | | | | |
| 14.000 | 0.000 | 0.000 | 0.000 | | 0.804 | - | - | 0.000 | 0.000 | 0.000 | 1.18 | - | - | | | 0.000 | 0.000 | 0.000 | 0.508 | - | 15 | | 0.000 | 0.000 | 0.000 | 0.855 | - | - | | | 0.140 | | | | | | | | | | |
| 14.500 | 0.000 | 0.000 | 0.000 | | 0.560 | - | - | 0.000 | 0.000 | 0.000 | 0.938 | - | - | | | 0.000 | 0.000 | 0.000 | 0.764 | - | - | | 0.000 | 0.000 | 0.000 | 1.12 | - | - | | | 0.145 | | | | | | | | | | |
| 15.000 | 0.300 | 0.300 | 0.300 | 0.300 | 0.300 | 5 | - | 0.497 | 0.497 | 0.497 | 0.497 | 0.497 | 15 | - | | 0.000 | 0.000 | 0.000 | 1.08 | - | - | | 0.000 | 0.000 | 0.000 | 1.41 | - | - | | | 0.150 | | | | | | | | | | |
| 15.500 | 0.000 | 0.000 | 0.000 | | 0.240 | - | 15 | 0.000 | 0.000 | 0.000 | 0.575 | - | - | | | 0.000 | 0.000 | 0.000 | 1.44 | - | - | | 0.000 | 0.000 | 0.000 | 1.75 | - | - | | | 0.155 | | | | | | | | | | |
| 16.000 | 0.000 | 0.000 | 0.000 | | 0.148 | - | - | 0.000 | 0.000 | 0.000 | 0.439 | - | - | | | 0.000 | 0.000 | 0.000 | 1.85 | - | - | | 0.000 | 0.000 | 0.000 | 2.12 | - | - | | | 0.160 | | | | | | | | | | |
| 16.500 | 0.000 | 0.000 | 0.000 | | 0.088 | - | - | 0.000 | 0.000 | 0.000 | 0.330 | - | - | | | 0.000 | 0.000 | 0.000 | 2.29 | - | - | | 0.000 | 0.000 | 0.000 | 2.51 | - | - | | | 0.165 | | | | | | | | | | |
| 17.000 | 0.000 | 0.000 | 0.000 | | 0.050 | - | - | 0.000 | 0.000 | 0.000 | 0.250 | - | - | | | 0.000 | 0.000 | 0.000 | 2.76 | - | - | | 0.000 | 0.000 | 0.000 | 2.93 | - | - | | | 0.170 | | | | | | | | | | |
| 17.500 | 0.000 | 0.000 | 0.000 | | 0.027 | - | - | 0.000 | 0.000 | 0.000 | 0.180 | - | - | | | 0.000 | 0.000 | 0.000 | 3.24 | - | - | | 0.000 | 0.000 | 0.000 | 3.36 | - | - | | | 0.175 | | | | | | | | | | |
| 18.000 | 0.000 | 0.000 | 0.000 | | 0.014 | - | - | 0.000 | 0.000 | 0.000 | 0.135 | - | - | | | 0.000 | 0.000 | 0.000 | 3.73 | - | - | | 0.000 | 0.000 | 0.000 | 3.82 | - | - | | | 0.180 | | | | | | | | | | |
| 18.500 | 0.000 | 0.000 | 0.000 | | 0.007 | - | - | 0.000 | 0.000 | 0.000 | 0.096 | - | - | | | 0.000 | 0.000 | 0.000 | 4.22 | - | - | | 0.000 | 0.000 | 0.000 | 4.28 | - | - | | | 0.185 | | | | | | | | | | |
| 19.000 | 0.000 | 0.000 | 0.000 | | 0.003 | - | - | 0.000 | 0.000 | 0.000 | 0.070 | - | - | | | 0.000 | 0.000 | 0.000 | 4.72 | - | - | | 0.000 | 0.000 | 0.000 | 4.76 | - | - | | | 0.190 | | | | | | | | | | |
| 19.500 | 0.000 | 0.000 | 0.000 | | 0.002 | - | - | 0.000 | 0.000 | 0.000 | 0.049 | - | - | | | 0.000 | 0.000 | 0.000 | 5.22 | - | - | | 0.000 | 0.000 | 0.000 | 5.24 | - | - | | | 0.195 | | | | | | | | | | |
| 20.000 | 0.000 | 0.000 | 0.000 | | 0.001 | - | - | 0.000 | 0.000 | 0.000 | 0.035 | - | - | | | 0.000 | 0.000 | 0.000 | 5.72 | - | - | | 0.000 | 0.000 | 0.000 | 5.73 | - | - | | | 0.200 | | | | | | | | | | |
| 21.000 | | | | | | - | - | 0.000 | 0.000 | 0.000 | 0.017 | - | - | | | | | | | | | | | 0.000 | 0.000 | 0.000 | 6.72 | - | - | | | 0.210 | | | | | | | | | |
| 22.000 | | | | | | - | - | 0.000 | 0.000 | 0.000 | 0.008 | - | - | | | | | | | | | | | 0.000 | 0.000 | 0.000 | 7.72 | - | - | | | 0.220 | | | | | | | | | |
| Totals: | | | | | | 5 | 45 | | | | | | | 15 | 0 | 0 | 0 | | | | | | | 5 | 15 | | | | | | | 0 | 279 | 0 | 0 | | | | | | |
| Number of Trades: | | | | | | 1 | | | | | | | 1 | | | | | | | 0 | | | | | | | 0.00 | | | | | | | 0 | | | | | | | 0 |

OTE (CR)

(Contract Size: 100 Securities, Exercise Style: American, Physical Delivery)

| Call Options | | | | | | | | | | | | | | | | Put Options | | | | | | | | | | | | | | | | | |
|-------------------|------------|-----------|-----------|------------|---------------|--------|---------------|------------|-----------|-----------|------------|---------------|--------|---------------|--------|---------------|------------|-----------|-----------|------------|---------------|--------|---------------|------------|-----------|-----------|------------|---------------|--------------|---------------|----------------|--------|---------------|
| May 2026 | | | | | | | | June 2026 | | | | | | | | Other Months | | May 2026 | | | | | | June 2026 | | | | | Other Months | | Exercise Price | | |
| Exerise Price | Open price | Price max | Price min | Last price | Closing price | Volume | Open Interest | Open price | Price max | Price min | Last price | Closing price | Volume | Open Interest | Volume | Open Interest | Open price | Price max | Price min | Last price | Closing price | Volume | Open Interest | Open price | Price max | Price min | Last price | Closing price | Volume | Open Interest | | Volume | Open Interest |
| 10.000 | | | | | | - | - | 0.000 | 0.000 | 0.000 | | 8.19 | - | - | | | | | | | | | | 0.000 | 0.000 | 0.000 | | 0.001 | - | - | | | 0.100 |
| 10.500 | | | | | | - | - | 0.000 | 0.000 | 0.000 | | 7.69 | - | - | | | | | | | | | | 0.000 | 0.000 | 0.000 | | 0.001 | - | - | | | 0.105 |
| 11.000 | 0.000 | 0.000 | 0.000 | | 7.17 | - | - | 0.000 | 0.000 | 0.000 | | 7.19 | - | - | | | 0.000 | 0.000 | 0.000 | | 0.001 | - | - | 0.000 | 0.000 | 0.000 | | 0.001 | - | - | | | 0.110 |
| 11.500 | 0.000 | 0.000 | 0.000 | | 6.67 | - | - | 0.000 | 0.000 | 0.000 | | 6.70 | - | - | | | 0.000 | 0.000 | 0.000 | | 0.001 | - | - | 0.000 | 0.000 | 0.000 | | 0.001 | - | - | | | 0.115 |
| 12.000 | 0.000 | 0.000 | 0.000 | | 6.17 | - | - | 0.000 | 0.000 | 0.000 | | 6.20 | - | - | | | 0.000 | 0.000 | 0.000 | | 0.001 | - | - | 0.000 | 0.000 | 0.000 | | 0.002 | - | - | | | 0.120 |
| 12.500 | 0.000 | 0.000 | 0.000 | | 5.68 | - | - | 0.000 | 0.000 | 0.000 | | 5.70 | - | - | | | 0.000 | 0.000 | 0.000 | | 0.002 | - | - | 0.000 | 0.000 | 0.000 | | 0.001 | - | - | | | 0.125 |
| 13.000 | 0.000 | 0.000 | 0.000 | | 5.18 | - | - | 0.000 | 0.000 | 0.000 | | 5.20 | - | - | | | 0.000 | 0.000 | 0.000 | | 0.001 | - | - | 0.000 | 0.000 | 0.000 | | 0.001 | - | - | | | 0.130 |
| 13.500 | 0.000 | 0.000 | 0.000 | | 4.68 | - | - | 0.000 | 0.000 | 0.000 | | 4.70 | - | - | | | 0.000 | 0.000 | 0.000 | | 0.001 | - | - | 0.000 | 0.000 | 0.000 | | 0.001 | - | - | | | 0.135 |
| 14.000 | 0.000 | 0.000 | 0.000 | | 4.18 | - | - | 0.000 | 0.000 | 0.000 | | 4.21 | - | - | | | 0.000 | 0.000 | 0.000 | | 0.001 | - | - | 0.000 | 0.000 | 0.000 | | 0.003 | - | - | | | 0.140 |
| 14.500 | 0.000 | 0.000 | 0.000 | | 3.68 | - | - | 0.000 | 0.000 | 0.000 | | 3.71 | - | - | | | 0.000 | 0.000 | 0.000 | | 0.001 | - | - | 0.000 | 0.000 | 0.000 | | 0.008 | - | - | | | 0.145 |
| 15.000 | 0.000 | 0.000 | 0.000 | | 3.18 | - | - | 0.000 | 0.000 | 0.000 | | 3.23 | - | - | | | 0.000 | 0.000 | 0.000 | | 0.001 | - | - | 0.000 | 0.000 | 0.000 | | 0.020 | - | - | | | 0.150 |
| 15.500 | 0.000 | 0.000 | 0.000 | | 2.68 | - | - | 0.000 | 0.000 | 0.000 | | 2.75 | - | - | | | 0.000 | 0.000 | 0.000 | | 0.003 | - | - | 0.000 | 0.000 | 0.000 | | 0.045 | - | - | | | 0.155 |
| 16.000 | 0.000 | 0.000 | 0.000 | | 2.19 | - | - | 0.000 | 0.000 | 0.000 | | 2.30 | - | - | | | 0.000 | 0.000 | 0.000 | | 0.014 | - | 30 | 0.000 | 0.000 | 0.000 | | 0.090 | - | - | | | 0.160 |
| 16.500 | 0.000 | 0.000 | 0.000 | | 1.72 | - | - | 0.000 | 0.000 | 0.000 | | 1.88 | - | - | | | 0.000 | 0.000 | 0.000 | | 0.040 | - | - | 0.000 | 0.000 | 0.000 | | 0.165 | - | - | | | 0.165 |
| 17.000 | 0.000 | 0.000 | 0.000 | | 1.28 | - | - | 0.000 | 0.000 | 0.000 | | 1.49 | - | - | | | 0.000 | 0.000 | 0.000 | | 0.103 | - | 46 | 0.000 | 0.000 | 0.000 | | 0.278 | - | - | | | 0.170 |
| 17.500 | 0.000 | 0.000 | 0.000 | | 0.898 | - | - | 0.000 | 0.000 | 0.000 | | 1.15 | - | - | | | 0.000 | 0.000 | 0.000 | | 0.217 | - | 30 | 0.000 | 0.000 | 0.000 | | 0.438 | - | - | | | 0.175 |
| 18.000 | 0.000 | 0.000 | 0.000 | | 0.590 | - | - | 0.000 | 0.000 | 0.000 | | 0.864 | - | - | | | 0.000 | 0.000 | 0.000 | | 0.409 | - | - | 0.000 | 0.000 | 0.000 | | 0.650 | - | - | | | 0.180 |
| 18.500 | 0.000 | 0.000 | 0.000 | | 0.353 | - | - | 0.000 | 0.000 | 0.000 | | 0.629 | - | - | | | 0.000 | 0.000 | 0.000 | | 0.673 | - | - | 0.000 | 0.000 | 0.000 | | 0.916 | - | - | | | 0.185 |
| 19.000 | 0.000 | 0.000 | 0.000 | | 0.199 | - | - | 0.000 | 0.000 | 0.000 | | 0.444 | - | - | | | 0.000 | 0.000 | 0.000 | | 1.02 | - | - | 0.000 | 0.000 | 0.000 | | 1.23 | - | - | | | 0.190 |
| 19.500 | 0.000 | 0.000 | 0.000 | | 0.102 | - | - | 0.000 | 0.000 | 0.000 | | 0.303 | - | - | | | 0.000 | 0.000 | 0.000 | | 1.42 | - | - | 0.000 | 0.000 | 0.000 | | 1.59 | - | - | | | 0.195 |
| 20.000 | 0.000 | 0.000 | 0.000 | | 0.046 | - | - | 0.000 | 0.000 | 0.000 | | 0.200 | - | - | | | 0.000 | 0.000 | 0.000 | | 1.87 | - | - | 0.000 | 0.000 | 0.000 | | 1.99 | - | - | | | 0.200 |
| 21.000 | 0.000 | 0.000 | 0.000 | | 0.008 | - | - | 0.000 | 0.000 | 0.000 | | 0.078 | - | - | | | 0.000 | 0.000 | 0.000 | | 2.84 | - | - | 0.000 | 0.000 | 0.000 | | 2.88 | - | - | | | 0.210 |
| 22.000 | 0.000 | 0.000 | 0.000 | | 0.001 | - | - | 0.000 | 0.000 | 0.000 | | 0.028 | - | - | | | 0.000 | 0.000 | 0.000 | | 3.84 | - | - | 0.000 | 0.000 | 0.000 | | 3.84 | - | - | | | 0.220 |
| 23.000 | 0.000 | 0.000 | 0.000 | | 0.001 | - | - | 0.000 | 0.000 | 0.000 | | 0.008 | - | - | | | 0.000 | 0.000 | 0.000 | | 4.84 | - | - | 0.000 | 0.000 | 0.000 | | 4.84 | - | - | | | 0.230 |
| 24.000 | 0.000 | 0.000 | 0.000 | | 0.001 | - | - | 0.000 | 0.000 | 0.000 | | 0.002 | - | - | | | 0.000 | 0.000 | 0.000 | | 5.84 | - | - | 0.000 | 0.000 | 0.000 | | 5.84 | - | - | | | 0.240 |
| 25.000 | 0.000 | 0.000 | 0.000 | | 0.001 | - | - | 0.000 | 0.000 | 0.000 | | 0.001 | - | - | | | 0.000 | 0.000 | 0.000 | | 6.84 | - | - | 0.000 | 0.000 | 0.000 | | 6.84 | - | - | | | 0.250 |
| 26.000 | 0.000 | 0.000 | 0.000 | | 0.001 | - | - | 0.000 | 0.000 | 0.000 | | 0.001 | - | - | | | 0.000 | 0.000 | 0.000 | | 7.84 | - | - | 0.000 | 0.000 | 0.000 | | 7.84 | - | - | | | 0.260 |
| 27.000 | 0.000 | 0.000 | 0.000 | | 0.001 | - | - | 0.000 | 0.000 | 0.000 | | 0.001 | - | - | | | 0.000 | 0.000 | 0.000 | | 8.84 | - | - | 0.000 | 0.000 | 0.000 | | 8.84 | - | - | | | 0.270 |
| Totals: | | | | | | 0 | 0 | | | | | | 0 | 0 | 0 | 0 | | | | | | 0 | 106 | | | | | 0 | 30 | 0 | 0 | | |
| Number of Trades: | | | | | | 0 | | | | | | | 0 | | 0 | | | | | | | 0.00 | | | | | | 0 | | 0 | | | |

PIRAEUS BANK (CR)

(Contract Size: 100 Securities, Exercise Style: American, Physical Delivery)

| Call Options | | | | | | | | | | | | | | Put Options | | | | | | | | | | | | | | | | | | | |
|-------------------|------------|-----------|-----------|------------|---------------|--------|---------------|------------|-----------|-----------|------------|---------------|--------------|---------------|----------|---------------|------------|-----------|-----------|------------|---------------|--------|---------------|------------|-----------|-----------|--------------|---------------|----------------|--------|---------------|--------|---------------|
| Exercise Price | May 2026 | | | | | | June 2026 | | | | | | Other Months | | May 2026 | | | | | | June 2026 | | | | | | Other Months | | Exercise Price | | | | |
| | Open price | Price max | Price min | Last price | Closing price | Volume | Open Interest | Open price | Price max | Price min | Last price | Closing price | Volume | Open Interest | Volume | Open Interest | Open price | Price max | Price min | Last price | Closing price | Volume | Open Interest | Open price | Price max | Price min | Last price | Closing price | | Volume | Open Interest | Volume | Open Interest |
| 4.250 | 0.000 | 0.000 | 0.000 | | 4.14 | - | - | 0.000 | 0.000 | 0.000 | | 4.14 | - | - | | | 0.000 | 0.000 | 0.000 | | 0.001 | - | - | 0.000 | 0.000 | 0.000 | | 0.001 | - | - | | | 0.043 |
| 4.500 | 0.000 | 0.000 | 0.000 | | 3.89 | - | - | 0.000 | 0.000 | 0.000 | | 3.89 | - | - | | | 0.000 | 0.000 | 0.000 | | 0.001 | - | - | 0.000 | 0.000 | 0.000 | | 0.001 | - | - | | | 0.045 |
| 4.750 | 0.000 | 0.000 | 0.000 | | 3.64 | - | - | 0.000 | 0.000 | 0.000 | | 3.65 | - | - | | | 0.000 | 0.000 | 0.000 | | 0.001 | - | - | 0.000 | 0.000 | 0.000 | | 0.001 | - | - | | | 0.048 |
| 5.000 | 0.000 | 0.000 | 0.000 | | 3.39 | - | - | 0.000 | 0.000 | 0.000 | | 3.40 | - | - | | | 0.000 | 0.000 | 0.000 | | 0.001 | - | - | 0.000 | 0.000 | 0.000 | | 0.001 | - | - | | | 0.050 |
| 5.250 | 0.000 | 0.000 | 0.000 | | 3.14 | - | - | 0.000 | 0.000 | 0.000 | | 3.15 | - | - | | | 0.000 | 0.000 | 0.000 | | 0.002 | - | - | 0.000 | 0.000 | 0.000 | | 0.003 | - | - | | | 0.053 |
| 5.500 | 0.000 | 0.000 | 0.000 | | 2.89 | - | - | 0.000 | 0.000 | 0.000 | | 2.90 | - | - | | | 0.000 | 0.000 | 0.000 | | 0.001 | - | - | 0.000 | 0.000 | 0.000 | | 0.006 | - | - | | | 0.055 |
| 5.750 | 0.000 | 0.000 | 0.000 | | 2.64 | - | - | 0.000 | 0.000 | 0.000 | | 2.66 | - | - | | | 0.000 | 0.000 | 0.000 | | 0.001 | - | - | 0.000 | 0.000 | 0.000 | | 0.012 | - | - | | | 0.058 |
| 6.000 | 0.000 | 0.000 | 0.000 | | 2.39 | - | - | 0.000 | 0.000 | 0.000 | | 2.42 | - | - | | | 0.000 | 0.000 | 0.000 | | 0.001 | - | - | 0.000 | 0.000 | 0.000 | | 0.022 | - | - | | | 0.060 |
| 6.250 | 0.000 | 0.000 | 0.000 | | 2.14 | - | - | 0.000 | 0.000 | 0.000 | | 2.19 | - | - | | | 0.000 | 0.000 | 0.000 | | 0.003 | - | - | 0.000 | 0.000 | 0.000 | | 0.038 | - | - | | | 0.063 |
| 6.500 | 0.000 | 0.000 | 0.000 | | 1.89 | - | - | 0.000 | 0.000 | 0.000 | | 1.96 | - | - | | | 0.000 | 0.000 | 0.000 | | 0.006 | - | - | 0.000 | 0.000 | 0.000 | | 0.061 | - | - | | | 0.065 |
| 6.750 | 0.000 | 0.000 | 0.000 | | 1.65 | - | - | 0.000 | 0.000 | 0.000 | | 1.74 | - | - | | | 0.000 | 0.000 | 0.000 | | 0.015 | - | - | 0.000 | 0.000 | 0.000 | | 0.091 | - | - | | | 0.068 |
| 7.000 | 0.000 | 0.000 | 0.000 | | 1.42 | - | - | 0.000 | 0.000 | 0.000 | | 1.54 | - | - | | | 0.000 | 0.000 | 0.000 | | 0.030 | - | - | 0.000 | 0.000 | 0.000 | | 0.137 | - | - | | | 0.070 |
| 7.250 | 0.000 | 0.000 | 0.000 | | 1.20 | - | - | 0.000 | 0.000 | 0.000 | | 1.35 | - | - | | | 0.000 | 0.000 | 0.000 | | 0.056 | - | - | 0.000 | 0.000 | 0.000 | | 0.194 | - | - | | | 0.073 |
| 7.500 | 0.000 | 0.000 | 0.000 | | 0.987 | - | - | 0.000 | 0.000 | 0.000 | | 1.16 | - | - | | | 0.000 | 0.000 | 0.000 | | 0.098 | - | - | 0.000 | 0.000 | 0.000 | | 0.260 | - | - | | | 0.075 |
| 7.750 | 0.000 | 0.000 | 0.000 | | 0.798 | - | - | 0.000 | 0.000 | 0.000 | | 1.00 | - | - | | | 0.000 | 0.000 | 0.000 | | 0.158 | - | - | 0.000 | 0.000 | 0.000 | | 0.350 | - | - | | | 0.078 |
| 8.000 | 0.000 | 0.000 | 0.000 | | 0.631 | - | - | 0.000 | 0.000 | 0.000 | | 0.853 | - | - | | | 0.000 | 0.000 | 0.000 | | 0.241 | - | - | 0.000 | 0.000 | 0.000 | | 0.449 | - | - | | | 0.080 |
| 8.250 | 0.000 | 0.000 | 0.000 | | 0.487 | - | - | 0.000 | 0.000 | 0.000 | | 0.723 | - | - | | | 0.000 | 0.000 | 0.000 | | 0.347 | - | 2 | 0.000 | 0.000 | 0.000 | | 0.568 | - | - | | | 0.083 |
| 8.500 | 0.000 | 0.000 | 0.000 | | 0.367 | - | - | 0.000 | 0.000 | 0.000 | | 0.605 | - | - | | | 0.000 | 0.000 | 0.000 | | 0.477 | - | - | 0.000 | 0.000 | 0.000 | | 0.701 | - | - | | | 0.085 |
| 8.750 | 0.000 | 0.000 | 0.000 | | 0.269 | - | - | 0.000 | 0.000 | 0.000 | | 0.503 | - | - | | | 0.000 | 0.000 | 0.000 | | 0.629 | - | - | 0.000 | 0.000 | 0.000 | | 0.847 | - | - | | | 0.088 |
| 9.000 | 0.000 | 0.000 | 0.000 | | 0.190 | - | - | 0.000 | 0.000 | 0.000 | | 0.415 | - | - | | | 0.000 | 0.000 | 0.000 | | 0.801 | - | - | 0.000 | 0.000 | 0.000 | | 1.01 | - | - | | | 0.090 |
| 9.250 | 0.000 | 0.000 | 0.000 | | 0.134 | - | - | 0.000 | 0.000 | 0.000 | | 0.339 | - | - | | | 0.000 | 0.000 | 0.000 | | 0.995 | - | - | 0.000 | 0.000 | 0.000 | | 1.18 | - | - | | | 0.093 |
| 9.500 | 0.000 | 0.000 | 0.000 | | 0.093 | - | - | 0.000 | 0.000 | 0.000 | | 0.276 | - | - | | | 0.000 | 0.000 | 0.000 | | 1.20 | - | - | 0.000 | 0.000 | 0.000 | | 1.37 | - | - | | | 0.095 |
| 9.750 | 0.000 | 0.000 | 0.000 | | 0.062 | - | - | 0.000 | 0.000 | 0.000 | | 0.222 | - | - | | | 0.000 | 0.000 | 0.000 | | 1.42 | - | - | 0.000 | 0.000 | 0.000 | | 1.57 | - | - | | | 0.098 |
| 10.000 | 0.000 | 0.000 | 0.000 | | 0.039 | - | - | 0.000 | 0.000 | 0.000 | | 0.178 | - | - | | | 0.000 | 0.000 | 0.000 | | 1.65 | - | - | 0.000 | 0.000 | 0.000 | | 1.77 | - | - | | | 0.100 |
| 10.500 | 0.000 | 0.000 | 0.000 | | 0.016 | - | - | 0.000 | 0.000 | 0.000 | | 0.111 | - | - | | | 0.000 | 0.000 | 0.000 | | 2.13 | - | - | 0.000 | 0.000 | 0.000 | | 2.21 | - | - | | | 0.105 |
| 11.000 | 0.000 | 0.000 | 0.000 | | 0.006 | - | - | 0.000 | 0.000 | 0.000 | | 0.067 | - | - | | | 0.000 | 0.000 | 0.000 | | 2.62 | - | - | 0.000 | 0.000 | 0.000 | | 2.67 | - | - | | | 0.110 |
| 11.500 | 0.000 | 0.000 | 0.000 | | 0.002 | - | - | 0.000 | 0.000 | 0.000 | | 0.041 | - | - | | | 0.000 | 0.000 | 0.000 | | 3.12 | - | - | 0.000 | 0.000 | 0.000 | | 3.14 | - | - | | | 0.115 |
| 12.000 | 0.000 | 0.000 | 0.000 | | 0.001 | - | - | 0.000 | 0.000 | 0.000 | | 0.025 | - | - | | | 0.000 | 0.000 | 0.000 | | 3.62 | - | - | 0.000 | 0.000 | 0.000 | | 3.63 | - | - | | | 0.120 |
| 12.500 | 0.000 | 0.000 | 0.000 | | 0.001 | - | - | 0.000 | 0.000 | 0.000 | | 0.014 | - | - | | | 0.000 | 0.000 | 0.000 | | 4.12 | - | - | 0.000 | 0.000 | 0.000 | | 4.12 | - | - | | | 0.125 |
| 13.000 | | | | | | - | - | 0.000 | 0.000 | 0.000 | | 0.008 | - | - | | | | | | | - | - | - | 0.000 | 0.000 | 0.000 | | 4.62 | - | - | | | 0.130 |
| Totals: | | | | | | 0 | 0 | | | | | 0 | 0 | 0 | 0 | | | | | 0 | 2 | | | | | | 0 | 0 | 0 | 0 | | | |
| Number of Trades: | | | | | | 0 | | | | | | 0 | | 0 | | | | | | 0.00 | | | | | | | 0 | | 0 | | | | |

PPC (CR)

(Contract Size: 100 Securities, Exercise Style: American, Physical Delivery)

| Call Options | | | | | | | | | | | | | | | | | Put Options | | | | | | | | | | | | | | | | |
|----------------|------------|-----------|-----------|------------|---------------|--------|---------------|------------|-----------|-----------|------------|---------------|--------|---------------|--------|---------------|-------------|-----------|-----------|------------|---------------|--------|---------------|------------|-----------|-----------|------------|---------------|--------|----------------|---------------|--------|---------------|
| May 2026 | | | | | | | | June 2026 | | | | | | | | Other Months | | May 2026 | | | | | June 2026 | | | | | Other Months | | Exercise Price | | | |
| Exercise Price | Open price | Price max | Price min | Last price | Closing price | Volume | Open Interest | Open price | Price max | Price min | Last price | Closing price | Volume | Open Interest | Volume | Open Interest | Open price | Price max | Price min | Last price | Closing price | Volume | Open Interest | Open price | Price max | Price min | Last price | Closing price | Volume | | Open Interest | Volume | Open Interest |
| 9.200 | | | | | | - | - | 0.000 | 0.000 | 0.000 | | 9.46 | - | - | | | | | | | | | | | | | | | | | | | 0.092 |
| 9.500 | | | | | | - | - | 0.000 | 0.000 | 0.000 | | 9.16 | - | - | | | | | | | | | | | | | | | | | | | 0.095 |
| 9.600 | | | | | | - | - | 0.000 | 0.000 | 0.000 | | 9.06 | - | - | | | | | | | | | | | | | | | | | | | 0.096 |
| 9.750 | | | | | | - | - | 0.000 | 0.000 | 0.000 | | 8.91 | - | - | | | | | | | | | | | | | | | | | | | 0.098 |
| 10.000 | | | | | | - | - | 0.000 | 0.000 | 0.000 | | 8.66 | - | - | | | | | | | | | | | | | | | | | | | 0.100 |
| 10.500 | | | | | | - | - | 0.000 | 0.000 | 0.000 | | 8.16 | - | - | | | | | | | | | | | | | | | | | | | 0.105 |
| 11.000 | | | | | | - | - | 0.000 | 0.000 | 0.000 | | 7.66 | - | - | | | | | | | | | | | | | | | | | | | 0.110 |
| 11.500 | | | | | | - | - | 0.000 | 0.000 | 0.000 | | 7.17 | - | - | | | | | | | | | | | | | | | | | | | 0.115 |
| 12.000 | 0.000 | 0.000 | 0.000 | | 6.64 | - | - | 0.000 | 0.000 | 0.000 | | 6.67 | - | - | | | 0.000 | 0.000 | 0.000 | | 0.001 | - | - | | | 0.000 | 0.000 | 0.000 | 0.001 | - | - | | 0.120 |
| 12.500 | 0.000 | 0.000 | 0.000 | | 6.15 | - | - | 0.000 | 0.000 | 0.000 | | 6.17 | - | - | | | 0.000 | 0.000 | 0.000 | | 0.001 | - | - | | | 0.000 | 0.000 | 0.000 | 0.001 | - | - | | 0.125 |
| 13.000 | 0.000 | 0.000 | 0.000 | | 5.65 | - | - | 0.000 | 0.000 | 0.000 | | 5.67 | - | - | | | 0.000 | 0.000 | 0.000 | | 0.001 | - | - | | | 0.000 | 0.000 | 0.000 | 0.001 | - | - | | 0.130 |
| 13.500 | 0.000 | 0.000 | 0.000 | | 5.15 | - | - | 0.000 | 0.000 | 0.000 | | 5.17 | - | - | | | 0.000 | 0.000 | 0.000 | | 0.001 | - | - | | | 0.000 | 0.000 | 0.000 | 0.001 | - | - | | 0.135 |
| 14.000 | 0.000 | 0.000 | 0.000 | | 4.65 | - | - | 0.000 | 0.000 | 0.000 | | 4.68 | - | - | | | 0.000 | 0.000 | 0.000 | | 0.002 | - | - | | | 0.000 | 0.000 | 0.000 | 0.004 | - | - | | 0.140 |
| 14.500 | 0.000 | 0.000 | 0.000 | | 4.15 | - | - | 0.000 | 0.000 | 0.000 | | 4.19 | - | - | | | 0.000 | 0.000 | 0.000 | | 0.001 | - | - | | | 0.000 | 0.000 | 0.000 | 0.010 | - | - | | 0.145 |
| 15.000 | 0.000 | 0.000 | 0.000 | | 3.65 | - | - | 0.000 | 0.000 | 0.000 | | 3.70 | - | - | | | 0.000 | 0.000 | 0.000 | | 0.001 | - | - | | | 0.000 | 0.000 | 0.000 | 0.023 | - | - | | 0.150 |
| 15.500 | 0.000 | 0.000 | 0.000 | | 3.15 | - | - | 0.000 | 0.000 | 0.000 | | 3.23 | - | - | | | 0.000 | 0.000 | 0.000 | | 0.004 | - | - | | | 0.000 | 0.000 | 0.000 | 0.047 | - | - | | 0.155 |
| 16.000 | 0.000 | 0.000 | 0.000 | | 2.66 | - | - | 0.000 | 0.000 | 0.000 | | 2.77 | - | - | | | 0.000 | 0.000 | 0.000 | | 0.012 | - | - | | | 0.000 | 0.000 | 0.000 | 0.088 | - | - | | 0.160 |
| 16.500 | 0.000 | 0.000 | 0.000 | | 2.18 | - | - | 0.000 | 0.000 | 0.000 | | 2.33 | - | - | | | 0.000 | 0.000 | 0.000 | | 0.033 | - | - | | | 0.000 | 0.000 | 0.000 | 0.153 | - | - | | 0.165 |
| 17.000 | 0.000 | 0.000 | 0.000 | | 1.73 | - | - | 0.000 | 0.000 | 0.000 | | 1.93 | - | - | | | 0.200 | 0.200 | 0.200 | 0.200 | 0.200 | 10 | - | - | | 0.000 | 0.000 | 0.000 | 0.248 | - | - | | 0.170 |
| 17.500 | 0.000 | 0.000 | 0.000 | | 1.31 | - | - | 0.000 | 0.000 | 0.000 | | 1.56 | - | - | | | 0.300 | 0.300 | 0.300 | 0.300 | 0.300 | 10 | - | - | | 0.000 | 0.000 | 0.000 | 0.380 | - | - | | 0.175 |
| 18.000 | 0.270 | 0.300 | 0.270 | 0.300 | 0.300 | 12 | 1 | 0.000 | 0.000 | 0.000 | | 1.24 | - | - | | | 0.000 | 0.000 | 0.000 | | 0.303 | - | - | | | 0.000 | 0.000 | 0.000 | 0.554 | - | - | | 0.180 |
| 18.500 | 0.300 | 0.300 | 0.300 | 0.300 | 0.300 | 5 | 1 | 0.000 | 0.000 | 0.000 | | 0.965 | - | - | | | 0.000 | 0.000 | 0.000 | | 0.505 | - | - | | | 0.000 | 0.000 | 0.000 | 0.780 | - | - | | 0.185 |
| 19.000 | 0.000 | 0.000 | 0.000 | | 0.425 | - | 2 | 0.000 | 0.000 | 0.000 | | 0.735 | - | - | | | 0.000 | 0.000 | 0.000 | | 0.774 | - | - | | | 0.000 | 0.000 | 0.000 | 1.05 | - | - | | 0.190 |
| 19.500 | 0.000 | 0.000 | 0.000 | | 0.260 | - | 10 | 0.000 | 0.000 | 0.000 | | 0.546 | - | - | | | 0.000 | 0.000 | 0.000 | | 1.11 | - | 45 | | | 0.000 | 0.000 | 0.000 | 1.36 | - | - | | 0.195 |
| 20.000 | 0.000 | 0.000 | 0.000 | | 0.151 | - | 15 | 0.000 | 0.000 | 0.000 | | 0.393 | - | - | | | 0.000 | 0.000 | 0.000 | | 1.50 | - | 15 | | | 0.000 | 0.000 | 0.000 | 1.71 | - | - | | 0.200 |
| 21.000 | 0.000 | 0.000 | 0.000 | | 0.043 | - | - | 0.000 | 0.000 | 0.000 | | 0.196 | - | - | | | 0.000 | 0.000 | 0.000 | | 2.40 | - | - | | | 0.000 | 0.000 | 0.000 | 2.52 | - | - | | 0.210 |
| 22.000 | 0.000 | 0.000 | 0.000 | | 0.009 | - | - | 0.000 | 0.000 | 0.000 | | 0.085 | - | - | | | 0.000 | 0.000 | 0.000 | | 3.37 | - | - | | | 0.000 | 0.000 | 0.000 | 3.42 | - | - | | 0.220 |
| 23.000 | 0.000 | 0.000 | 0.000 | | 0.002 | - | - | 0.000 | 0.000 | 0.000 | | 0.037 | - | - | | | 0.000 | 0.000 | 0.000 | | 4.37 | - | - | | | 0.000 | 0.000 | 0.000 | 4.38 | - | - | | 0.230 |
| 24.000 | 0.000 | 0.000 | 0.000 | | 0.001 | - | - | 0.000 | 0.000 | 0.000 | | 0.014 | - | - | | | 0.000 | 0.000 | 0.000 | | 5.37 | - | - | | | 0.000 | 0.000 | 0.000 | 5.37 | - | - | | 0.240 |
| 25.000 | 0.000 | 0.000 | 0.000 | | 0.004 | - | - | 0.000 | 0.000 | 0.000 | | 0.005 | - | - | | | 0.000 | 0.000 | 0.000 | | 6.37 | - | - | | | 0.000 | 0.000 | 0.000 | 6.37 | - | - | | 0.250 |
| 26.000 | 0.000 | 0.000 | 0.000 | | 0.001 | - | - | 0.000 | 0.000 | 0.000 | | 0.002 | - | - | | | 0.000 | 0.000 | 0.000 | | 7.37 | - | - | | | 0.000 | 0.000 | 0.000 | 7.37 | - | - | | 0.260 |
| 27.000 | 0.000 | 0.000 | 0.000 | | 0.001 | - | - | 0.000 | 0.000 | 0.000 | | 0.001 | - | - | | | 0.000 | 0.000 | 0.000 | | 8.37 | - | - | | | 0.000 | 0.000 | 0.000 | 8.37 | - | - | | 0.270 |
| 28.000 | 0.000 | 0.000 | 0.000 | | 0.001 | - | - | 0.000 | 0.000 | 0.000 | | 0.001 | - | - | | | 0.000 | 0.000 | 0.000 | | 9.37 | - | - | | | 0.000 | 0.000 | 0.000 | 9.37 | - | - | | 0.280 |
| 29.000 | 0.000 | 0.000 | 0.000 | | 0.001 | - | - | 0.000 | 0.000 | 0.000 | | 0.001 | - | - | | | 0.000 | 0.000 | 0.000 | | 10.37 | - | - | | | 0.000 | 0.000 | 0.000 | 10.37 | - | - | | 0.290 |
| 30.000 | 0.000 | 0.000 | 0.000 | | 0.001 | - | - | 0.000 | 0.000 | 0.000 | | 0.001 | - | - | | | 0.000 | 0.000 | 0.000 | | 11.37 | - | - | | | 0.000 | 0.000 | 0.000 | 11.37 | - | - | | 0.300 |

PPC (CR)

(Contract Size: 100 Securities, Exercise Style: American, Physical Delivery)

| | Call Options | | | | | | | | | | | | | | Put Options | | | | | | | | | | | | | | | | | | | | | |
|-------------------|--------------|-----------|-----------|------------|---------------|--------|---------------|------------|-----------|-----------|------------|---------------|--------------|---------------|-------------|---------------|------------|-----------|-----------|------------|---------------|--------|---------------|------------|-----------|-----------|--------------|---------------|--------|---------------|--------|---------------|----------------|---|---|--|
| | May 2026 | | | | | | June 2026 | | | | | | Other Months | | May 2026 | | | | | | June 2026 | | | | | | Other Months | | | | | | | | | |
| Exercise Price | Open price | Price max | Price min | Last price | Closing price | Volume | Open Interest | Open price | Price max | Price min | Last price | Closing price | Volume | Open Interest | Volume | Open Interest | Open price | Price max | Price min | Last price | Closing price | Volume | Open Interest | Open price | Price max | Price min | Last price | Closing price | Volume | Open Interest | Volume | Open Interest | Exercise Price | | | |
| Totals: | | | | | | 17 | 29 | | | | | | | 0 | 0 | 0 | 0 | | | | | | | 17 | 60 | | | | | | | 0 | 0 | 0 | 0 | |
| Number of Trades: | | | | | | | 3 | | | | | | | 0 | 0 | | 0 | | | | | | | 2.00 | | | | | | | | 0 | 0 | | 0 | |

| Lending Products | Underlying Title | Multilateral Transactions[1] | | | | | Bilateral Transactions[2] | | Stock Borrowing through OTC (volume)[3] |
|------------------|--------------------------------|------------------------------|-----------------|------------------|---------------------|------------------|---------------------------|------------------|---|
| | | Open Interest[5] | Volume(Offered) | Average Weighted | Transactions volume | Average Weighted | Transactions Volume | Average Weighted | Transactions Volume |
| ADMIEBOR | ADMIE (IPTO) HOLDING S.A. (CR) | 3,700 | --- | --- | --- | --- | --- | --- | 5,249,021 |
| AEGNBOR | AEGEAN AIRLINES (CR) | --- | --- | --- | --- | --- | --- | --- | 757,981 |
| AKTRBOR | AKTOR S.A. HOLDING CO. (CR) | --- | --- | --- | --- | --- | --- | --- | 845,373 |
| ALWNBOR | Allwyn AG (CR) | --- | --- | --- | --- | --- | --- | --- | 13,982,801 |
| ALPHABOR | ALPHA BANK (CR) | 8,000 | --- | --- | --- | --- | --- | --- | 187,111,869 |
| AETFBOR | ALPHA ETF FTSE Athex Large Cap | --- | --- | --- | --- | 1,000 | 1.00% | --- | 2,000 |
| AEMBOR | ALTER EGO MEDIA (CR) | --- | --- | --- | --- | --- | --- | --- | --- |
| AIABOR | ATHENS INTL AIRPORT (CR) | --- | --- | --- | --- | --- | --- | --- | 437,632 |
| ACAGBOR | AUSTRIACARD (CB) | --- | --- | --- | --- | --- | --- | --- | 962 |
| OTOELBOR | AUTOHELLAS SA (CR) | --- | --- | --- | --- | --- | --- | --- | 57,282 |
| AVAXBOR | AVAX S.A. (CR) | --- | --- | --- | --- | --- | --- | --- | 436,291 |
| BYLOTBOR | BALLY'S INTRALOT (CR) | --- | --- | --- | --- | --- | --- | --- | 42,885,298 |
| BOCHGRBOR | BANK OF CYPRUS (CR) | --- | --- | --- | --- | --- | --- | --- | 519,281 |
| EEEBOR | CC HBC AG (CR) | 500 | --- | --- | --- | --- | --- | --- | 100,283 |
| CENERBOR | CENERGY HOLDINGS (CB) | 9,480 | --- | --- | --- | --- | --- | --- | 1,602,361 |
| CREDIABOR | CrediaBank (CR) | 794 | --- | --- | --- | --- | --- | --- | 769,460 |
| DIMANDBOR | DIMAND (CR) | --- | --- | --- | --- | --- | --- | --- | 7,342 |
| ELLAKTORBOR | ELLAKTOR (CR) | 44,518 | --- | --- | --- | --- | --- | --- | 161,680 |
| ELHABOR | ELVALHALCOR (CR) | --- | --- | --- | --- | --- | --- | --- | 357,307 |
| EUROBBOR | EUROBANK (CR) | 45,000 | --- | --- | --- | --- | --- | --- | 92,056,465 |
| EXAEBOR | EURONEXT ATHENS (CR) | 5,046 | --- | --- | --- | --- | --- | --- | 343,370 |
| EYDAPBOR | EYDAP S.A. (CR) | --- | --- | --- | --- | --- | --- | --- | 415,377 |
| FOYRKBOR | FOURLIS (CR) | 3,600 | --- | --- | --- | --- | --- | --- | 104,828 |
| GEKTERNABOR | GEK TERNA (CR) | --- | --- | --- | --- | --- | --- | --- | 1,139,969 |
| SARBOR | GR. SARANTIS S.A. (CR) | 3,666 | --- | --- | --- | --- | --- | --- | 203,841 |
| ELPEBOR | HELLENIQ ENERGY (CR) | --- | --- | --- | --- | --- | --- | --- | 722,478 |
| INTEKBOR | IDEAL HOLDINGS (CR) | --- | --- | --- | --- | --- | --- | --- | 60,652 |
| INTRKBOR | INTRACOM HOLDINGS (CR) | --- | --- | --- | --- | --- | --- | --- | 267,480 |
| BELABOR | JUMBO SA (CR) | --- | --- | --- | --- | --- | --- | --- | 822,646 |
| KRIBOR | KRI-KRI S.A. (CR) | 2,999 | --- | --- | --- | --- | --- | --- | --- |
| LAMDABOR | LAMDA DEVELOPMENT SA (CR) | --- | --- | --- | --- | --- | --- | --- | 246,325 |

Stock Lending Notes

[1] - Multilateral contracts Lending or Borrowing as per Methods 8-1, 8-2 and 8-3-3 (According to ATHEX BoD Resolution No.17)

[2] - Bilateral Contracts Lending or Borrowing as per Methods 8-3-1 and 8-3-2 & Contracts as per Method 4 (According to ATHEX BoD Resolution No.20)

[3] - The information concerning OTC Stock Borrowing Transactions is based on the statements of the Dematerialised Securities System (DSS) operators involved and refers to volumes that have been registered up until the previous working day.

[4] - Average Price (Volume weighted)

[5] - The Data concerning Open Interest before the start of trading session

| Lending Products | Underlying Title | Multilateral Transactions[1] | | | | | Bilateral Transactions[2] | | Stock Borrowing through OTC (volume)[3] |
|------------------|--------------------------|------------------------------|-----------------|------------------|---------------------|------------------|---------------------------|------------------|---|
| | | Open Interest[5] | Volume(Offered) | Average Weighted | Transactions volume | Average Weighted | Transactions Volume | Average Weighted | Transactions Volume |
| MTLNBOR | METLEN PLC (CR) | 2,030 | --- | --- | --- | --- | --- | 1,628,600 | |
| MIGBOR | MIG (CR) | 1,495 | --- | --- | --- | --- | --- | 39,913 | |
| MOHBOR | MOTOR OIL (CR) | 1,500 | --- | --- | --- | --- | --- | 733,382 | |
| ETEBOR | NATIONAL BANK (CR) | --- | --- | --- | 396 | 3.70% | --- | 23,316,437 | |
| NOVALBOR | NOVAL PROPERTY REIC (CR) | --- | --- | --- | --- | --- | --- | --- | |
| OPTIMABOR | OPTIMA BANK (CR) | --- | --- | --- | --- | --- | --- | 4,801,790 | |
| HTOBOR | OTE (CR) | 2,000 | --- | --- | --- | --- | --- | 3,891,167 | |
| PPABOR | P.P.A. S.A. (CR) | --- | --- | --- | --- | --- | --- | 89,521 | |
| TPEIRBOR | PIRAEUS BANK (CR) | 158,000 | --- | --- | 367 | 3.70% | --- | 12,032,775 | |
| PPCBOR | PPC (CR) | 31,000 | --- | --- | 111,390 | 6.20% | --- | 10,081,361 | |
| PROFBOR | PROFILE SA (CR) | --- | --- | --- | --- | --- | --- | 64,526 | |
| QLCOBOR | QUALCO GROUP (CR) | --- | --- | --- | --- | --- | --- | 910,979 | |
| QUESTBOR | QUEST HOLDINGS (CR) | 3,991 | --- | --- | --- | --- | --- | 49,229 | |
| TITCBOR | TITAN (CB) | 50 | --- | --- | --- | --- | --- | 164,507 | |
| OLTHBOR | TPA SA (CR) | --- | --- | --- | --- | --- | --- | 750 | |
| TRESTATESBOR | TRADE ESTATES REIC (CR) | --- | --- | --- | --- | --- | --- | --- | |
| VIOBOR | VIOHALCO SA/IV (CB) | --- | --- | --- | --- | --- | --- | --- | |

Stock Lending Notes

[1] - Multilateral contracts Lending or Borrowing as per Methods 8-1, 8-2 and 8-3-3 (According to ATHEX BoD Resolution No.17)

[2] - Bilateral Contracts Lending or Borrowing as per Methods 8-3-1 and 8-3-2 & Contracts as per Method 4 (According to ATHEX BoD Resolution No.20)

[3] - The information concerning OTC Stock Borrowing Transactions is based on the statements of the Dematerialised Securities System (DSS) operators involved and refers to volumes that have been registered up until the previous working day.

[4] - Average Price (Volume weighted)

[5] - The Data concerning Open Interest before the start of trading session

Sectors codification for listed companies

| | | | |
|----------|--|----------|-------------------------------------|
| 12003 - | ETF | 10101010 | Computer Services |
| 10101015 | Software | 10102030 | Computer Hardware |
| 15101010 | Telecommunications Equipment | 15102015 | Telecommunications Services |
| 20101010 | Health Care Facilities | 20102010 | Medical Equipment |
| 20103015 | Pharmaceuticals | 30101010 | Banks |
| 30202000 | Diversified Financial Services | 30202010 | Asset Managers & Custodians |
| 30202015 | Investment Services | 30204000 | Closed End Investments |
| 30302010 | Full Line Insurance | 30302015 | Insurance Brokers |
| 30302025 | Property and Casualty Insurance | 35101010 | Real Estate Holding and Development |
| 35101015 | Real Estate Services | 35102000 | Diversified REITs |
| 35102045 | Retail REITs. | 40202015 | Household Furnishings |
| 40202020 | Household Appliance | 40203040 | Electronic Entertainment |
| 40204020 | Clothing & Accessories | 40301010 | Entertainment |
| 40301030 | Publishing | 40301035 | Radio & TV Broadcasters |
| 40401010 | Diversified Retailers | 40401020 | Apparel Retailers |
| 40401025 | Home Improvement Retailers | 40401030 | Specialty Retailers |
| 40501010 | Airlines | 40501015 | Travel & Tourism |
| 40501020 | Casinos & Gambling | 40501025 | Hotels & Motels |
| 45101015 | Distillers & Vintners | 45101020 | Soft Drinks |
| 45102010 | Farming Fishing Ranching & Plantations | 45102020 | Food Products |
| 45103010 | Tobacco | 45201010 | Food Retailers & Wholesalers |
| 45201020 | Personal Products | 50101010 | Construction |
| 50101020 | Building Roof/Wallboard and Plumbing | 50101030 | Cement |
| 50101035 | Building Materials: Other | 50202010 | Electrical Components |
| 50203015 | Plastics | 50203030 | Containers & Packaging |
| 50204000 | Machinery: Industrial | 50204020 | Machinery: Construction & Handling |
| 50205010 | Industrial Suppliers | 50205020 | Back Office Support HR & Consulting |
| 50205030 | Forms & Bulk Printing Services | 50206015 | Commercial Vehicles & Parts |
| 50206030 | Marine Transportation | 50206060 | Transportation Services |
| 55101000 | Diversified Materials | 55101020 | Textile Products |
| 55102000 | General Mining | 55102010 | Iron & Steel |
| 55102015 | Metal Fabricating | 55102035 | Aluminum |
| 60101020 | Oil Refining and Marketing | 65101010 | Alternative Electricity |
| 65101015 | Conventional Electricity | 65102000 | Multi-Utilities |
| 65102030 | Water | | |



Λεωφ.Αθηνών 110 | 104 42 Αθήνα
110 Athinon Ave | 104 42 Athens GR
T +30 210 3366 800
<https://athens.euronext.com/>

