

Euronext Athens

**Ημερήσιο Δελτίο Συναλλακτικής
Δραστηριότητας**

Daily Official List of Trading Activity

26



Disclaimer:

EURONEXT ATHENS HOLDING S.A. endeavours to ensure that the data and other material ("Information") presented on the Daily Official List are accurate and complete, but it is not liable for any errors or omissions of data or /and for the accuracy, credibility, updating and completeness of the aforesaid information nor it has any liability arising directly or indirectly from the use of the above Information.

The Company is not liable for the accuracy of the data included in listed companies' announcements. Only the sender of such an announcement is fully and solely liable for any infringement of third party's rights from the content of such announcement. All contents of the Daily Official List are provided only for information purposes and do not constitute investment advice or solicitation to invest in securities or other products listed for trading on the Exchange.

You acknowledge and agree that the Company is the owner of any property rights related to any Information appearing on the Daily Official List including intellectual property rights copyright, trademarks, etc.

The above data are a property of the EURONEXT ATHENS HOLDING S.A. and are copyright protected. Users are forbidden to reproduce, modify, copy, sale, transmit or redistribute, by all reproduction means and methods, part or the whole of the above data, without reference to their source.

The commercial exploitation of these data is, also, forbidden by third parties. Hellenic Exchanges-Athens Exchange does not carry any responsibility, direct or indirect, derived from usage or accidental alteration of the above data when used by third parties.

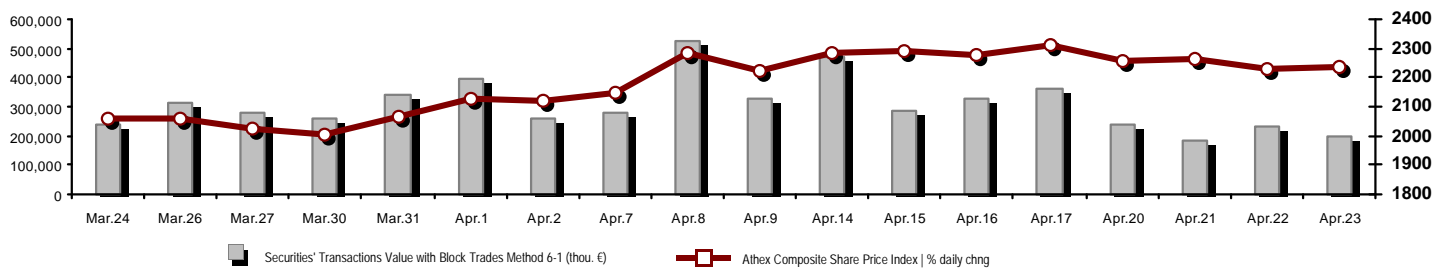
EURONEXT ATHENS HOLDING S.A.

110 Athinon Ave., 10442 Athens, Tel: (210) 33.66.800, Fax: (210) 32.13.938

<https://athens.euronext.com>

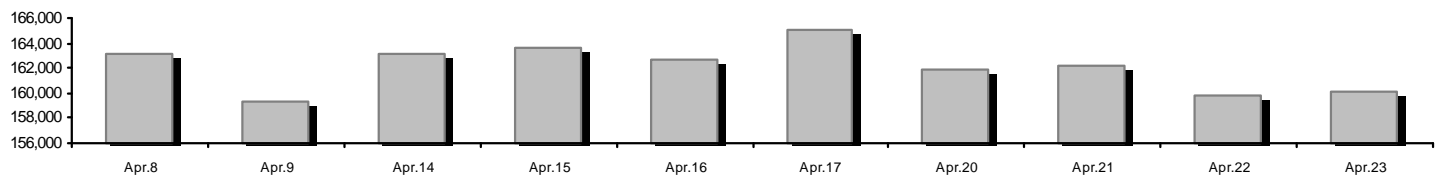
Summary of Markets

Athex Composite Share Price Index vs Shares and Derivatives Transactions Value

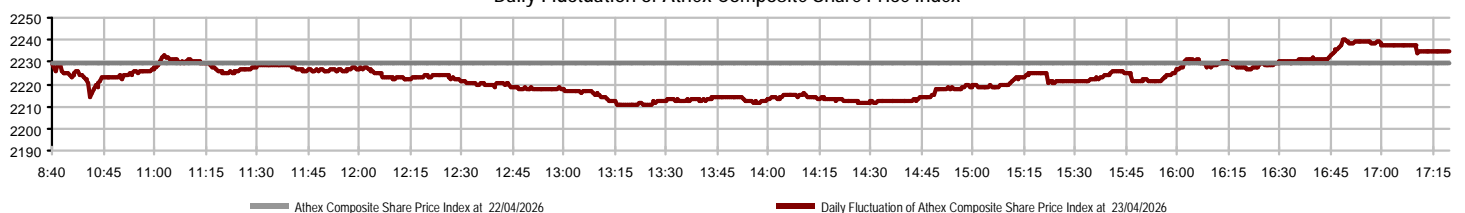


EURONEXT ATHENS Capitalisation (mill. €) **: 160,118.30	Derivatives Total Open Interest: 1,765,500
Daily change: mill. € %: 255.50 0.16%	in Index Futures % daily chng: 9,017 -1.12%
Yearly Avg Capitalisation: mill. € % chng prev year Avg: 153,913.91 20.54%	in Stock Futures % daily chng: 1,753,377 0.79%
Athex Composite Share Price Index % daily chng: 2,234.68 0.23%	in Index Options % daily chng: 2,338 6.61%
Athex Composite Share Price Index Capitalisation (mill. €): 149,864.87	in Stock Options % daily chng: 768 2.67%
Daily change (mill. €): 168.96	
Securities' Transactions Value with Block Trades Method 6-1 (t): 198,422.29	Derivatives Contracts Volume: 19,796
Daily change: %: -32,179.63 -13.95%	Daily change: pieces %: -9,736 -32.97%
YtD Avg Trans. Value: thou. € % chng prev year Avg: 360,180.09 66.69%	YtD Avg Derivatives Contracts % chng prev year Avg: 83,789 45.52%
Blocks Transactions Value of Method 6-1 (thou. €): 17,868.56	Derivatives Trades Number: 1,612
Blocks Transactions Value of Method 6-2 & 6-3 (thou. €): 0.00	Daily change: number %: -561 -25.82%
Bonds Transactions Value (thou.€): 1,621.84	YtD Avg Trades number % chng prev year Avg: 3,117 40.93%
Securities' Transactions Volume with Block Trades Method 6-1 (tho): 29,791.05	Lending Total Open Interest: 349,353
Daily change: thou. pieces %: -6,361.55 -17.60%	Daily change: pieces %: -209,912 -37.53%
YtD Avg Volume: % chng prev year Avg: 55,732.25 33.69%	Lending Volume (Multilateral/Bilateral): 2,000
Blocks Transactions Volume of Method 6-1 (thou. Pieces): 2,006.08	Daily change: pieces %: -5,230
Blocks Transactions Volume of Method 6-2 & 6-3 (thou. Pieces): 0.00	Multilateral Lending: 0
Bonds Transactions Volume: 1,625,000	Bilateral Lending: 2,000
Securities' Trades Number with Block Trades Method 6-1: 51,520	Lending Trades Number: 1
Daily change: number %: -11,831 -18.68%	Daily change: %: -2
YtD Avg Trades number % chng prev year Avg: 77,243 54.15%	Multilateral Lending Trades Number: 0
Number of Blocks Method 6-1: 17	Bilateral Lending Trades Number: 1
Number of Blocks Method 6-2 & 6-3: 0	
Number of Bonds Transactions: 253	

EURONEXT ATHENS Capitalisation (mill. €) **



Daily Fluctuation of Athex Composite Share Price Index



Athex Indices

Index name	23/04/2026	22/04/2026	pts.	%	Min	Max	Year min	Year max	Year change
Athex Composite Share Price Index	2,234.68 #	2,229.59	5.09	0.23%	2,210.26	2,240.24	1,998.09	2,407.09	5.37% #
Athex Composite Index Total Return Index	4,421.60 #	4,411.53	10.07	0.23%	4,373.28	4,432.60	3,942.63	4,745.66	5.78% #
Athex ESG Index	2,654.22 #	2,648.38	5.84	0.22%	2,624.07	2,661.30	2,361.87	2,867.98	6.07% #
ATHEX Small Cap Price Index	2,408.94 #	2,404.92	4.02	0.17%	2,387.36	2,412.11	2,193.29	2,627.20	-5.49% €
ATHEX EN.A. Growth Price Index	18,335.56 €	18,410.85	-75.29	-0.41%	18,182.21	18,446.74	16,564.67	20,788.55	-7.33% €
FTSE/Athex Large Cap	5,675.52 #	5,664.80	10.72	0.19%	5,611.09	5,691.15	5,057.48	6,153.73	6.06% #
FTSE/Athex Mid Cap Index	2,867.75 #	2,843.60	24.15	0.85%	2,838.16	2,867.75	2,510.28	2,906.28	1.51% #
FTSE/ATHEX High Dividend Yield Index	4,717.65 #	4,707.77	9.88	0.21%	4,691.46	4,723.26	4,495.63	5,149.57	-4.54% €
FTSE/Athex Market Index	1,342.72 #	1,339.99	2.73	0.20%	1,326.96	1,346.80	1,190.89	1,449.15	6.48% #
FTSE/Athex Banks	2,592.43 #	2,588.95	3.48	0.13%	2,551.73	2,612.18	2,143.30	2,859.37	13.02% #
FTSE/ATHEX TECHNOLOGY & TELECOMMUNICAT	6,787.20 #	6,749.92	37.28	0.55%	6,712.01	6,789.26	6,027.65	6,900.98	0.19% #
FTSE/ATHEX HEALTH CARE	6,014.89 #	6,008.88	6.01	0.10%	5,902.19	6,049.19	4,884.62	6,137.55	18.38% #
FTSE/ATHEX FINANCIAL SERVICES	12,121.11 #	12,105.21	15.90	0.13%	11,931.73	12,212.86	10,029.11	13,356.35	12.99% #
FTSE/ATHEX REAL ESTATE	5,333.28 €	5,333.81	-0.53	-0.01%	5,301.55	5,343.31	5,093.00	5,898.28	-5.04% €
FTSE/ATHEX CONSUMER DISCRETIONARY	4,799.39 €	4,804.18	-4.79	-0.10%	4,772.02	4,866.11	4,472.82	5,876.98	-17.83% €
FTSE/ATHEX CONSUMER STAPLES	9,725.35 #	9,686.98	38.37	0.40%	9,612.21	9,730.20	8,640.95	10,243.39	10.36% #
FTSE/ATHEX INDUSTRIALS	11,856.21 #	11,848.68	7.53	0.06%	11,748.33	11,878.25	10,051.45	12,182.07	17.96% #
FTSE/ATHEX BASIC MATERIALS	10,489.76 €	10,556.66	-66.90	-0.63%	10,403.76	10,580.38	8,778.94	11,861.41	10.12% #
FTSE/ATHEX ENERGY & UTILITIES	6,600.12 #	6,521.57	78.55	1.20%	6,505.39	6,602.77	6,127.28	7,506.29	-4.03% €
Athex All Share Index	508.67 #	507.86	0.81	0.16%	508.67	508.67	460.14	542.74	5.04% #
Hellenic Mid & Small Cap Index	3,072.96 #	3,059.40	13.56	0.44%	3,045.64	3,077.59	2,761.30	3,120.01	6.14% #
FTSE/Athex Large Cap Total Return	10,193.89 #	10,174.64	19.25	0.19%			9,100.35	11,012.64	6.48% #
FTSE/Athex Mid Cap Total Return	4,132.26 #	4,079.89	52.37	1.28%			3,625.91	4,168.37	1.95% #
MSCI GREECE REBASED	9,135.06 #	9,132.95	2.11	0.02%	9,014.09	9,202.43	7,755.87	10,138.65	6.67% #
Hellenic Corporate Bond Index	144.42 €	144.44	-0.01	-0.01%			143.28	145.27	0.04% #
Hellenic Corporate Bond Price Index	92.90 €	92.91	-0.02	-0.02%			92.37	93.97	-1.11% €

Note 1: FTSE/Med 100, Hellenic Corporate Bond Price Index and Hellenic Corporate Bond Index closing prices refer to the previous trading day of 21/04/2026.

Note 2: The Hellenic Mid & Small Cap Index is a Customized index calculated by the Athens Exchange.

Analytic Figures for Athex Market's Boards and Categories

	Total Traded Securities	Main Market	Surveillance	Exchange Traded Funds (ETFs)
Totals	122	120	1	1
Gain / Lose / Same:	64 / 47 / 11	63 / 47 / 10	0 / 0 / 1	1 / 0 / 0
EURONEXT ATHENS Capitalisation (mil)	160,118.30	160,115.59	2.71	
Daily Average Trans/ons Value(thou.€)	360,180.09	360,080.16	5.18	479.67
Transactions Value	198,422.29	198,277.21	0.03	145.05
Main Board:	180,553.73	180,408.65	0.03	145.05
Blocks Board 6_2_3:	17,868.56	17,868.56	0.00	0.00
Forced Sales Board:	0.00	0.00	0.00	0.00
Special Terms Board:	0.00	0.00	0.00	0.00
Daily Average Transactions Volume	55,732,251	55,772,084	5,476	8,440
Transactions Volume	29,791,048	29,788,411	100	2,537
Main Board:	27,784,965	27,782,328	100	2,537
Blocks Board 6_2_3:	2,006,083	2,006,083	0	0
Forced Sales Board:	0	0	0	0
Special Terms Board:	0	0	0	0
Daily Average Number of Trades	77,243	77,072	11	163
Number of Trades	51,520	51,423	1	96
Main Board:	51,503	51,406	1	96
Blocks Board 6_2_3:	17	17	0	0
Forced Sales Board:	0	0	0	0
Special Terms Board:	0	0	0	0

Trading Details by EURONEXT ATHENS Sectors and Financial Instruments (ETFs)

Code	Sectors	Gain / Lose / Same	Number of Trades	Transactions Volume	Transactions Value	% of Total Trans. Value
3010	- Banks	4 / 3 / 1	20,138	21,466,760	118,773,049.28	59.86%
5510	- Basic Resources	4 / 4 / 4	910	195,334	1,347,525.92	0.68%
5010	- Construction & Materials	8 / 3 / 1	4,718	910,989	12,338,152.66	6.22%
4020	- Consumer Products & Services	3 / 1 / 0	48	13,710	24,016.30	0.01%
6010	- Energy	3 / 1 / 0	2,622	225,354	5,121,239.54	2.58%
12000	- Financial Instruments	1 / 0 / 0	96	2,537	145,053.35	0.07%
3020	- Financial Services	2 / 2 / 0	230	19,851	143,674.93	0.07%
4510	- Food Beverage & Tobacco	2 / 3 / 0	452	44,805	1,551,004.92	0.78%
2010	- Health Care	1 / 1 / 1	203	88,797	128,340.93	0.06%
5020	- Industrial Goods & Services	8 / 10 / 0	2,874	516,463	4,937,995.14	2.49%
3030	- Insurance	1 / 1 / 0	129	40,722	124,848.38	0.06%
4030	- Media	1 / 1 / 1	107	54,466	233,659.32	0.12%
4520	- Personal Care, Drug & Grocery Stores	0 / 2 / 0	379	36,906	502,834.58	0.25%
3510	- Real Estate	6 / 5 / 1	1,433	485,419	1,870,072.24	0.94%
4040	- Retail	3 / 5 / 2	2,771	553,923	9,377,048.94	4.73%
1010	- Technology	10 / 0 / 0	1,437	785,157	4,086,806.28	2.06%
1510	- Telecommunications	0 / 2 / 0	2,300	415,746	7,535,795.95	3.80%
4050	- Travel & Leisure	3 / 2 / 0	5,500	2,881,357	15,332,273.84	7.73%
6510	- Utilities	4 / 1 / 0	5,173	1,052,752	14,848,893.90	7.48%

Top 10 best & worst performing Shares

Main Market

With positive Price change	Closing price	change	With negative Price change	Closing price	change
AUSTRIACARD (CB)	7.8	7.88% #	PROODEFTIKH SA (CR)	0.312	-5.45% €
EYDAP S.A. (CR)	10.06	6.57% #	BANK OF GREECE (CR)	15	-3.23% €
THESSALONIKA WATER & SEWERAGE	3.93	4.66% #	SPACE HELLAS SA (CR)	6.64	-2.35% €
CrediaBank (CR)	1.286	3.71% #	FRIGOGLASS SA (CR)	0.397	-2.22% €
REAL CONSULTING (CR)	6.36	3.58% #	CENERGY HOLDINGS (CB)	20.54	-2.19% €
DOMIKI KRITIS SA (CR)	2.09	3.47% #	ELTON SA (CR)	1.73	-1.70% €
EKTER SA (CR)	4.31	3.36% #	VIOHALCO SA/NV (CB)	14.02	-1.68% €
KRI-KRI S.A. (CR)	24.05	3.22% #	INTERLIFE G.C.I.(CR)	6.9	-1.43% €
PERFORMANCE TECHNOLOGIES (CR)	8.7	2.59% #	ALPHA BANK (CR)	3.65	-1.19% €
QUALITY & RELIABILITY SA (CR)	1.226	2.51% #	Y/KNOT (CR)	0.986	-1.00% €
With the highest Transactions Value	Value (thou. €)	change	With the highest Transactions Volume	Volume	change
PIRAEUS BANK (CR)	34,381.92	1.31% #	ALPHA BANK (CR)	6,243,349	-1.19% €
NATIONAL BANK (CR)	28,293.46	-0.14% €	EUROBANK (CR)	5,548,843	0.00% -
ALPHA BANK (CR)	22,762.56	-1.19% €	PIRAEUS BANK (CR)	4,151,016	1.31% #
EUROBANK (CR)	21,674.86	0.00% -	CrediaBank (CR)	2,640,911	3.71% #
Allwyn AG (CR)	11,343.30	-0.15% €	NATIONAL BANK (CR)	1,982,976	-0.14% €
GEK TERNA (CR)	8,220.95	0.19% #	BALLY'S INTRALOT (CR)	1,809,767	1.11% #
JUMBO SA (CR)	8,048.23	-0.84% €	Allwyn AG (CR)	858,172	-0.15% €
OTE (CR)	7,519.30	-0.66% €	BANK OF CYPRUS (CR)	687,798	0.65% #
METLEN PLC (CR)	6,502.36	2.44% #	REAL CONSULTING (CR)	447,331	3.58% #
BANK OF CYPRUS (CR)	6,299.96	0.65% #	OTE (CR)	413,307	-0.66% €

Note: Stocks that are not included in the "Under Supervision" category, and the transactions value is more than 10,000 €.

Derivatives Summary

	Number of Trades	Volume	Open Interest
Index Futures	207	971	9,017
FTSE/Athex Banks	5	80	3,269
FTSE/Athex Large Cap	202	891	5,748
MSCI GREECE REBASED	0	0	0
Stock Futures	1,393	18,681	1,753,377
ADMIE (IPTO) HOLDING S.A. (CR)	5	46	8,217
AEGEAN AIRLINES (CR)	57	208	2,537
AKTOR S.A. HOLDING CO. (CR)	1	1	97,647
Allwyn AG (CR)	95	302	5,332
ALPHA BANK (CR)	320	7,037	60,623
ATHENS INTL AIRPORT (CR)	10	13	287
AUTOHELLAS SA (CR)	1	5	126
AVAX S.A. (CR)	9	9	2,346
BALLY'S INTRALOT (CR)	41	2,015	1,300,672
BANK OF CYPRUS (CR)	2	3	732
CC HBC AG (CR)	6	24	107
CENERGY HOLDINGS (CB)	15	85	4,134
CrediaBank (CR)	131	2,892	78,829
ELLAKTOR (CR)	0	0	1,695
ELVALHALCOR (CR)	15	47	2,905
EUROBANK (CR)	90	1,172	28,605
EURONEXT ATHENS (CR)	1	8	392
EYDAP S.A. (CR)	20	83	13,369
FOURLIS (CR)	11	63	2,919
GEK TERNA (CR)	20	117	5,065
HELLENIQ ENERGY (CR)	17	57	3,722
INTRACOM HOLDINGS (CR)	25	37	12,195
JUMBO SA (CR)	2	12	4,214
LAMDA DEVELOPMENT SA (CR)	82	457	21,089
METLEN PLC (CR)	125	428	14,968
MIG (CR)	0	0	145
MOTOR OIL (CR)	0	0	245
NATIONAL BANK (CR)	29	240	12,878
OPTIMA BANK (CR)	0	0	482
OTE (CR)	1	1	876
P.P.A. S.A. (CR)	0	0	41
PIRAEUS BANK (CR)	215	3,133	44,948
PPC (CR)	27	153	18,378
QUEST HOLDINGS (CR)	0	0	251
TITAN (CB)	0	0	379
VIOHALCO SA/NV (CB)	20	33	2,027
Index Options	6	72	2,338
FTSE/Athex Large Cap	6	72	2,338
Stock Options	6	72	768
Allwyn AG (CR)	0	0	235
ALPHA BANK (CR)	0	0	39
NATIONAL BANK (CR)	1	10	329
OTE (CR)	2	30	106
PIRAEUS BANK (CR)	1	2	0
PPC (CR)	2	30	59
Total Derivatives Traded	1,612	19,796	1,765,500

Number of Outstanding Securities	Nominal Value	Dividends [1]			Date of Last Coupon		Note	Shares	Closing price	% change	Previous closing price/date	Open price	Price min	Price max	Last price	Avg price	Last Bid [7]	Last Ask [7]	P/E after tax	Year	Volume	Trades	Transactions Value[8]	Company Mkt Value (thou. €)	Year low	Year high	Sector[4]	
804,287,662	0.300	1.6123	1.4029	0.5	08/04/2026	25/06/2024	---	Allwyn AG (CR)	13.15	-0.15	€ 13.17	22/04/2026	13.35	13.1	13.4	13.15	13.218	100@13.15	---	---	858,172	3,463	11,343,302.86	10,576,382.76	13.09	19.03	40501020	
2,315,261,358	0.290	0.026	0.0303	0.0485	01/12/2025	18/04/2017	---	ALPHA BANK (CR)	3.65	-1.19	€ 3.694	22/04/2026	3.68	3.61	3.687	3.65	3.646	443@3.65	491150@3.65	---	---	6,243,349	5,174	22,762,562.75	8,450,703.96	2.95	4.489	30101010
58,492,542	1.00	---	0.1	---	23/06/2025	27/01/2025	---	ALTER EGO MEDIA (CR)	5.34	-0.37	€ 5.36	22/04/2026	5.36	5.24	5.37	5.34	5.32	500@5.26	175@5.34	---	---	42,937	92	228,413.24	312,350.17	4.88	6.425	40301035
36,353,868	1.00	0.1	0.11	---	01/07/2025	21/08/2023	---	AUSTRIACARD (CB)	7.8	7.88	# 7.23	22/04/2026	7.2	7.2	7.9	7.8	7.47	100@7.70	2000@7.83	---	---	88,987	319	664,716.34	283,560.17	6.04	8.28	10101010
48,624,764	0.080	0.7	0.85	---	10/04/2025	05/12/2022	---	AUTOHELLAS SA (CR)	12.08	0.67	# 12	22/04/2026	12	12	12.16	12.08	12.083	1550@12.06	250@12.10	---	---	72,974	435	881,778.32	587,387.15	10.68	13.44	40401030
1,867,802,694	0.300	---	---	---	30/05/2013	10/10/2023	---	BALLY'S INTRALOT (CR)	1.09	1.11	# 1.078	22/04/2026	1.08	1.07	1.09	1.09	1.081	5000@1.09	360313@1.09	---	---	1,809,767	692	1,956,381.66	2,035,904.94	0.822	1.1	40501020
435,686,031	0.100	---	0.48	0.2	22/09/2025	23/09/2024	---	BANK OF CYPRUS (CR)	9.25	0.65	# 9.19	22/04/2026	9.14	9.1	9.25	9.25	9.16	600@9.20	57@9.26	---	---	687,798	908	6,299,959.91	4,030,095.79	7.94	9.84	30101010
212,384,903	0.08	0.14	---	---	24/06/2025	07/12/2016	---	CENERGY HOLDINGS (CB)	20.54	-2.19	€ 21	22/04/2026	20.66	20.48	20.96	20.54	20.652	147@20.54	100@20.70	---	2025	123,682	917	2,554,249.12	4,362,385.91	15.12	22.35	50202010
373,239,562	6.70	0.93	1.03	---	29/05/2025	29/04/2013	---	CC HBC AG (CR)	48.7	-0.10	€ 48.75	22/04/2026	48.35	47.95	48.7	48.7	48.169	5@48.55	1207@48.70	---	---	22,578	267	1,087,550.55	1,176,766.67	42.5	55.75	45101020
1,993,012,407	0.050	---	---	---	04/06/2008	16/10/2024	---	CrediaBank (CR)	1.286	3.71	# 1.24	22/04/2026	1.258	1.226	1.304	1.286	1.263	11500@1.28	364@1.29	---	---	2,640,911	1,508	3,334,677.03	2,563,013.96	0.871	1.722	30101010
3,631,510,801	0.220	0.0933	0.105	0.0468	06/11/2025	20/05/2019	---	EUROBANK (CR)	3.92	---	~ 3.92	22/04/2026	3.9	3.851	3.984	3.92	3.906	4736@3.92	8162@3.92	---	---	5,548,843	3,732	21,674,862.61	14,235,522.34	3.162	4.392	30101010
51,889,670	1.00	0.12	0.15	---	27/06/2025	23/07/2019	---	FOURLIS (CR)	4.775	0.32	# 4.76	22/04/2026	4.85	4.725	4.85	4.775	4.758	300@4.74	1000@4.78	---	---	27,813	167	132,323.06	247,773.17	4.04	4.98	40401010
305,635,185	2.18	0.9	0.75	0.2	19/01/2026	01/10/2003	---	HELLENIO ENERGY (CR)	9.44	0.21	# 9.42	22/04/2026	9.44	9.32	9.445	9.44	9.399	141@9.44	300@9.47	---	---	88,933	772	835,894.87	2,885,196.15	8.4	10.4	60101020
83,600,000	0.690	0.0504	0.1209	---	22/09/2025	02/07/2024	---	INTRACOM HOLDINGS (CR)	3.14	0.64	# 3.12	22/04/2026	3.115	3.07	3.15	3.14	3.116	30@3.13	200@3.15	---	---	36,911	197	115,015.89	262,504.00	2.685	3.85	10101010
134,365,561	0.880	1.4726	0.5063	---	23/03/2026	05/03/2014	---	JUMBO SA (CR)	23.7	-0.84	€ 23.9	22/04/2026	24.3	23.5	24.3	23.7	23.735	43@23.68	67@23.72	---	---	339,088	1,854	8,048,227.64	3,184,463.80	21.82	28.7	40401010
176,736,715	0.300	---	---	---	30/05/2007	27/11/2019	---	LAMDA DEVELOPMENT SA (CR)	6.12	-0.65	€ 6.16	22/04/2026	6.16	6.105	6.18	6.12	6.135	1000@6.12	496@6.14	---	---	195,161	835	1,197,219.79	1,081,628.70	5.85	7.76	35101010
169,043,561	0.300	---	0.02	---	17/07/2025	28/11/2022	---	LAVIPHARM SA (CR)	1.398	---	~ 1.398	22/04/2026	1.416	1.37	1.416	1.398	1.379	500@1.37	9860@1.40	---	---	78,780	136	108,618.25	236,322.90	0.937	1.46	20103015
143,022,980	1.00	---	---	---	04/08/2025	---	---	METLEN PLC (CR)	34.4	2.44	# 33.58	22/04/2026	33.8	33.8	34.68	34.4	34.223	54@34.34	102@34.50	---	---	189,999	2,500	6,502,355.34	4,919,990.51	31.9	47.68	65102000
126,502,434	0.500	0.0304	0.0302	---	15/05/2025	28/07/2021	---	PREMIA (CR)	1.362	-0.15	€ 1.364	22/04/2026	1.366	1.35	1.372	1.362	1.366	599@1.36	500@1.36	---	---	139,242	235	190,219.50	172,296.32	1.236	1.49	35102000
24,823,934	0.230	0.049	0.0647	---	01/07/2025	08/06/2022	---	PROFILE SA (CR)	7.65	0.26	# 7.63	22/04/2026	7.64	7.56	7.73	7.65	7.668	22@7.65	700@7.68	---	---	37,922	210	290,785.40	189,903.10	6	8.12	10101010
70,029,804	1.00	---	---	---	15/05/2025	---	---	QUALCO GROUP (CR)	5.7	0.35	# 5.68	22/04/2026	5.77	5.63	5.8	5.7	5.709	100@5.67	1952@5.70	---	---	57,434	198	327,871.30	399,169.88	5.08	6.73	10101015
35,377,749	0.280	---	---	---	18/07/2005	22/12/2025	---	QUALITY & RELIABILITY SA (CR)	1.226	2.51	# 1.196	22/04/2026	1.19	1.152	1.226	1.226	1.185	1000@1.19	479@1.23	---	---	47,350	109	56,095.89	43,373.12	1	1.43	10101010
78,325,475	0.85	3	---	---	30/06/2025	23/07/2019	---	TITAN (CB)	46.92	1.60	# 46.18	22/04/2026	45.8	45.8	47	46.92	46.55	203@46.90	1000@47.04	---	---	39,364	735	1,832,382.12	3,675,031.29	42.6	59	50101030
259,189,761	0.12	0.16	---	---	24/06/2025	26/02/2016	---	VIOHALCO SA/NV (CB)	14.02	-1.68	€ 14.26	22/04/2026	14.26	14	14.32	14.02	14.19	297@14.02	500@14.18	---	---	56,534	297	802,205.72	3,633,840.45	11.4	15.78	55102015
148,321,516	0.300	0.03	0.07	---	02/09/2025	22/01/2020	---	AVAX S.A. (CR)	3.125	---	~ 3.125	22/04/2026	3.125	3.1	3.155	3.125	3.129	16@3.12	1000@3.14	---	---	229,499	395	718,197.96	463,504.74	2.79	3.645	50101010
232,000,000	2.12	0.0582	0.1207	0.1207	25/09/2025	19/06/2017	---	ADMIE (IPTO) HOLDING S.A. (CR)	3.105	-0.16	€ 3.11	22/04/2026	3.12	3.095	3.15	3.105	3.125	16715@3.11	25@3.11	---	2025	344,202	419	1,075,679.73	720,360.00	2.76	3.15	65101015
90,167,100	0.500	0.7515	0.8041	---	20/05/2025	24/05/2021	---	AEGEAN AIRLINES (CR)	12.35	1.23	# 12.2	22/04/2026	12.23	12	12.45	12.35	12.271	348@12.35	88@12.36	---	---	160,966	1,211	1,975,219.27	1,113,563.69	10.8	15.36	40501010
204,002,463	0.300	---	---	---	12/08/2008	07/01/2025	---	AKTOR S.A. HOLDING CO. (CR)	11.18	0.18	# 11.16	22/04/2026	11.18	11.04	11.18	11.18	11.147	248@11.16	3850@11.18	---	---	67,027	416	747,165.46	2,280,747.54	9.25	11.7	50101010
103,423,291	0.570	---	0.4134	---	25/06/2025	28/08/2024	---	GEK TERNA (CR)	41.28	0.19	# 41.2	22/04/2026	41.2	40.64	41.44	41.28	41.279	204@41.26	12@41.34	---	---	199,156	2,261	8,220,948.86	4,269,313.45	25.28	41.7	50101010
369,270,000	2.48	0.25	0.4	---	21/07/2025	12/12/2001	---	PPC (CR)	18.63	0.76	# 18.49	22/04/2026	18.49	18.3	18.74	18.63	18.512	843@18.60	1248@18.64	---	---	263,752	1,404	4,882,647.19	6,879,500.10	16.28	20.56	65101015
309,544,087	1.00	0.33	0.7862	0.6621	22/04/2026	07/02/2024	---	ATHENS INTL AIRPORT (CR)	10.24	-0.58	€ 10.3	22/04/2026	10.33	9.965	10.33	10.24	10.184	2098@10.24	585@10.25	---	2025	124,428	913	1,267,211.30	3,169,731.45	9.92	12	50206060
914,715,153	1.00	0.3643	0.4442	0.221	10/11/2025	29/08/2018	---	NATIONAL BANK (CR)	14.28	-0.14	€ 14.3	22/04/2026	14.3	14.07	14.43	14.28	14.268	6121@14.28	4000@14.30	---	---	1,982,976	4,158	28,293,457.81	13,062,132.38	12.06	16.005	30101010
27,728,682	0.260	(0.06)	0.065	---	14/07/2025	24/07/2024	---	EKTER SA (CR)	4.31	3.36	# 4.17	22/04/2026	4.19	4.185	4.34	4.31	4.278	956@4.27	5709@4.31	---	---	137,849	469	589,656.47	119,510.62	3.28	4.59	50101010
375,241,586	0.390	0.04	0.0901	---	26/06/2025	14/07/2006	---	ELVALHALCOR (CR)	3.98	-0.12	€ 3.985	22/04/2026	3.975	3.915	3.995	3.98	3.942	2@3.98	162@3.99	---	---	103,492	400	408,009.50	1,493,461.51	3.21	5.07	55102015
348,192,005	0.040	---	---	0.5029	22/12/2025	24/03/2025	---	ELLAKTOR (CR)	1.36	-0.44	€ 1.366	22/04/2026	1.39	1.35	1.39	1.36	1.366	950@1.35	2000@1.37	---	---	99,158	214	135,405.06	473,541.13</			

Daily Official List

Year: 147 Trading Day No: 73

Section 2: Analytic Figures of Shares Transactions

Thursday, 23 April, 2026

Number of Outstanding Securities	Nominal Value	Dividends [1]			Date of Last Coupon		Note	Shares	Closing price	% change	Previous closing price/date	Open price	Price min	Price max	Last price	Avg price	Last Bid [7]	Last Ask [7]	P/E after tax	Year	Volume	Trades	Transactions Value[8]	Company Mkt Value (thou. €)	Year low	Year high	Sector[4]	
2023	2024	2025	Dividend [2]	Right																								
63,700,000	0.780	0.2313	0.3139	---	02/05/2025	13/06/2018	---	GR. SARANTIS S.A. (CR)	14.78	-0.14	€ 14.8	22/04/2026	14.78	14.56	14.9	14.78	14.731	571@14.74	100@14.84	---	---	33,194	351	488,973.84	941,486.00	12.92	15.74	45201020
221,322,426	1.15	(0.1467)	(0.19)	---	23/06/2025	09/07/2025	---	OPTIMA BANK (CR)	9.12	0.44	# 9.08	22/04/2026	9.08	8.945	9.15	9.12	9.059	18@9.11	200@9.15	---	---	193,858	481	1,756,187.04	2,018,460.53	7.59	10.1	30101010
1,235,953,028	0.930	0.0632	---	---	10/07/2024	03/06/2025	---	PIRAEUS BANK (CR)	8.384	1.31	# 8.276	22/04/2026	8.2	8.174	8.41	8.384	8.283	639@8.35	12484@8.38	---	---	4,151,016	4,018	34,381,918.33	30,362,230.19	6.53	8.99	30101010
Main Market - Medium Liquidity Class																												
13,126,020	0.660	0.1376	0.1713	---	16/12/2025	04/09/2020	---	AS COMPANY SA (CR)	4.35	-0.23	€ 4.36	22/04/2026	4.345	4.255	4.38	4.35	4.33	600@4.20	900@4.35	---	---	25,144	80	108,877.40	57,098.19	3.62	4.5	40401030
14,000,000	1.95	0.26	0.5	---	24/06/2025	26/03/2024	---	ALPHA REAL ESTATE (CR)	7.24	---	~ 7.24	22/04/2026	7.24	7.14	7.26	7.26	7.242	20@7.18	40@7.28	---	---	2,450	46	17,743.10	101,360.00	6.94	7.58	35101015
3,150,744	0.360	0.563	0.5842	---	27/05/2025	02/06/2020	---	ALPHA TRUST HOLDINGS (CR)	20	0.50	# 19.9	22/04/2026	19.9	19.9	20	20	19.961	64@19.90	3844@20.00	---	---	1,116	11	22,276.40	63,014.88	11.9	20	30202010
243,164,193	0.300	0.07	0.07	---	12/09/2025	05/12/2023	---	ATTICA HOLDINGS (CR)	1.698	1.80	# 1.668	22/04/2026	1.654	1.65	1.698	1.698	1.677	500@1.68	380@1.70	---	---	8,454	50	14,175.68	412,892.80	1.5	2.06	40501015
178,157,803	0.040	---	---	---	01/07/2008	21/02/2020	---	AVE (CR)	0.454	0.66	# 0.451	22/04/2026	0.455	0.447	0.455	0.454	0.451	300@0.448	2420@0.454	---	---	11,480	14	5,180.17	80,883.64	0.423	0.49	40301010
47,149,827	2.10	---	0.135	0.08	05/11/2025	27/12/2024	---	BRIQ PROPERTIES (CR)	3.05	-0.33	€ 3.06	22/04/2026	3.06	3.05	3.06	3.05	3.052	2501@3.05	10174@3.06	---	---	44,960	30	137,238.60	143,806.97	2.86	3.12	35102000
101,123,806	0.360	---	---	---	22/07/2010	28/06/2011	---	CENTRIC HOLDINGS (CR)	0.313	0.64	# 0.311	22/04/2026	0.317	0.307	0.317	0.313	0.312	1000@0.310	1900@0.313	---	---	5,211	8	1,627.46	31,651.75	0.276	0.42	40203040
784,500	10.00	0.5008	0.4	0.15	02/12/2025	31/07/2018	---	CNL CAPITAL (CR)	6.75	---	~ 6.75	22/04/2026	---	---	---	---	100@6.70	100@6.80	---	2024	---	---	---	5,295.38	6.3	7.6	30202010	
10,567,700	0.300	---	---	---	06/10/2005	13/02/2002	---	CPI SA (CR)	0.534	---	~ 0.534	22/04/2026	---	---	---	---	450@0.491	1070@0.530	---	---	---	---	---	5,643.15	0.442	0.646	10102030	
18,680,300	0.050	---	---	---	06/07/2022	---	---	DIMAND (CR)	12.9	1.58	# 12.7	22/04/2026	12.7	12.6	12.9	12.9	12.688	200@12.70	1587@12.90	---	---	8,968	48	113,786.35	240,975.87	10.95	13.5	35101010
15,333,480	0.100	---	0.04	---	07/07/2025	02/02/2026	---	E.I.N.S. (CR)	1.664	1.34	# 1.642	22/04/2026	1.678	1.614	1.684	1.664	1.653	629@1.64	500@1.67	---	---	111,781	193	184,720.23	25,514.91	1.38	2.115	50205020
60,348,000	0.420	0.2504	0.3025	---	23/06/2025	04/08/2021	---	EURONEXT ATHENS (CR)	7.08	-0.56	€ 7.12	22/04/2026	7	7	7.25	7.08	7.137	255@7.07	75@7.14	---	---	6,465	108	46,141.63	427,263.84	5.72	7.43	30202015
121,168,897	0.040	---	---	---	07/07/2010	16/01/2024	5160	FRIGOGLASS SA (CR)	0.397	-2.22	€ 0.406	22/04/2026	0.41	0.384	0.41	0.397	0.394	1700@0.392	27000@0.400	---	2024	25,749	39	10,152.45	48,104.05	0.291	0.5	50204000
56,003,921	1.55	---	---	---	30/08/1993	29/01/2026	---	IDEAL HOLDINGS (CR)	5.75	0.88	# 5.7	22/04/2026	5.74	5.69	5.76	5.75	5.718	1200@5.70	2383@5.76	---	---	31,588	125	180,611.61	322,022.55	5.3	6.71	10102030
4,740,000	0.860	---	---	---	14/03/2003	---	---	LOGISMOS S.A. (CR)	2.12	---	~ 2.12	22/04/2026	---	---	---	---	220@2.02	680@2.12	---	2024	---	---	---	10,048.80	1.96	2.58	10101015	
17,120,280	0.940	0.12	0.3	---	26/05/2025	26/06/2023	---	LOULIS FOOD (CR)	3.95	-1.00	€ 3.99	22/04/2026	3.99	3.86	4	3.95	3.938	126@3.86	490@3.95	---	---	2,539	18	9,998.74	67,625.11	3.42	4.1	45102020
4,419,616	1.58	0.06	0.13	---	07/07/2025	04/03/2015	---	MEDICON S.A. (CR)	2.49	1.22	# 2.46	22/04/2026	2.49	2.49	2.49	2.49	2.49	500@2.43	34@2.48	---	---	230	1	572.70	11,004.84	2.32	2.75	20102010
468,700	2.8	2.4	---	---	12/06/2025	21/05/2004	---	MERMEREN KOMB. A.D. PR. (GDR)	33.4	---	~ 33.4	22/04/2026	---	---	---	---	70@31.60	21@33.00	---	2024	---	---	---	15,654.58	31	36.2	55102000	
10,500,000	0.950	0.15	0.25	---	04/07/2025	21/07/2023	---	MEVACO SA (CR)	9.14	1.78	# 8.98	22/04/2026	8.9	8.9	9.16	9.14	8.981	760@8.92	330@9.14	---	2024	1,870	14	16,794.26	95,970.00	8.3	9.85	55102015
31,400,000	0.400	---	---	---	26/04/2007	10/05/2023	---	MIG (CR)	3.17	-0.31	€ 3.18	22/04/2026	3.18	3.17	3.18	3.17	3.174	100@3.15	1970@3.17	---	---	5,230	74	16,601.10	99,538.00	2.82	3.85	30202000
153,908,095	0.870	0.0229	0.0248	---	11/09/2025	02/08/2024	---	ORILINA PROPERTIES REIC (CR)	0.82	0.24	# 0.818	22/04/2026	0.818	0.806	0.82	0.82	0.818	400@0.812	2161@0.820	---	---	23,650	66	19,355.73	126,204.64	0.77	0.886	35102000
14,101,683	0.100	0.0526	0.1091	---	03/06/2025	02/11/2021	---	PERFORMANCE TECHNOLOGIES (CR)	8.7	2.59	# 8.48	22/04/2026	8.48	8.23	8.7	8.7	8.462	750@8.50	543@8.70	---	---	20,472	64	173,241.75	122,684.64	6.62	8.92	10101010
107,222,688	0.440	0.22	0.3	---	23/06/2025	16/03/2022	---	QUEST HOLDINGS (CR)	7.09	1.58	# 6.98	22/04/2026	6.97	6.84	7.09	7.09	7.014	300@7.02	59@7.09	---	---	9,803	59	68,761.11	760,208.86	6.07	7.22	10101010
30,703,824	0.400	0.04	0.0509	---	19/08/2025	06/08/2021	---	REAL CONSULTING (CR)	6.36	3.58	# 6.14	22/04/2026	6.14	6.14	6.36	6.36	4.863	200@6.22	1297@6.36	---	---	447,331	107	2,175,583.16	195,276.32	4.95	6.56	10101010
6,456,530	1.08	0.16	0.15	---	21/07/2025	02/08/2010	---	SPACE HELLAS SA (CR)	6.64	-2.35	€ 6.8	22/04/2026	6.86	6.64	6.96	6.64	6.765	95@6.64	195@6.76	---	---	2,439	24	16,500.70	42,871.36	5.92	8.48	15101010
121,132,042	1.60	0.08	0.1	0.0651	30/12/2025	10/11/2023	---	TRADE ESTATES REIC (CR)	1.968	0.31	# 1.962	22/04/2026	1.966	1.942	1.97	1.968	1.965	499@1.96	176@1.97	---	---	29,366	43	57,696.70	238,387.86	1.81	2.02	35102045
17,513,933	0.300	---	---	---	16/11/1992	09/10/2025	---	UNIBIOS (CR)	2.685	-0.19	€ 2.69	22/04/2026	2.63	2.63	2.695	2.685	2.666	400@2.64	121@2.69	---	---	2,131	28	5,680.65	47,024.91	2.13	2.97	50204000
37,975,800	0.600	---	---	---	10/09/2019	01/04/2026	---	YKNOT (CR)	0.986	-1.00	€ 0.996	22/04/2026	0.996	0.97	1	0.986	0.982	1350@0.980	60@0.994	---	---	43,998	84	43,194.37	37,444.14	0.7326	1.7394	40501015
32,413,681	0.370	---	---	---	15/07/2009	11/05/2000	---	ALUMIL (CR)	5.99	0.33	# 5.97	22/04/2026	5.94	5.82	5.99	5.98	5.892	51@5.96	284@5.99	---	---	15,195	43	89,529.41	194,157.95	5	6.88	55102035
3,734,164	3.44	0.4954	0.5896	---	14/10/2025	19/07/2022	---	ANDROMEDA SA (CR)	8.36	0.97	# 8.28	22/04/2026	8.32	8.3	8.38	8.38	8.332	1@8.32	140@8.42	---	2025	7,040	37	58,655.80	31,217.61	7.58	9.1	30204000
23,986,500	1.00	---	---	---	26/06/2009	25/08/2025	---	BIOKARPET S.A.(CR)	1.718	-0.12	€ 1.72	22/04/2026	1.718	1.69	1.72	1.718	1.713	200@1.69	453@1.72	---	---	11,439	50	19,595.12	41,208.81	1.45	2.06	50101035
6,325,000	0.600	0.145	0.07	---	28/07/2025	17/02/2014	---	VOYATZOGLOU (CR)	2.1	-1.41	€ 2.13	22/04/2026	2.12	2.09	2.12	2.09	2.102	1490@2.10	848@2.11	---	---	1,854	26	3,896.88	13,282.50	1.96	2.44	50205010
24,060,000	0.300	0.075	0.075	---	17/06/2025	01/07/2019	---	GEN. COMMERCIAL & IND.SA (CR)	2.18	1.87	# 2.14	22/04/2026	2.14	2.11	2.19	2.18	2.142	898@2.14	194@2.19	---	2025	5,292	28	11,333.57	52,450.80	2.01	2.52	50205010
1																												

Number of Outstanding Securities	Nominal Value	Dividends [1]			Date of Last Coupon		Note	Shares	Closing price	% change	Previous closing price/date	Open price	Price min	Price max	Last price	Avg price	Last Bid [7]	Last Ask [7]	P/E after tax	Year	Volume	Trades	Transactions Value[8]	Company Mkt Value (thou. €)	Year low	Year high	Sector[4]	
		2023	2024	2025	Dividend [2]	Right																						
34,720,000	0.310	---	---	---	16/06/2010	01/08/2007	---	DROMEAS SA (CR)	0.335	0.60 #	0.333	22/04/2026	0.324	0.324	0.353	0.335	0.335	200@0.326	2996@0.335	---	---	4,237	20	1,420.53	11,631.20	0.308	0.39	40202015
13,673,200	0.420	0.05	0.05	---	19/08/2025	26/07/2001	---	EVROFARMA (CR)	3.74	0.54 #	3.72	22/04/2026	3.63	3.62	3.74	3.74	3.653	20@3.61	586@3.74	---	---	4,638	19	16,943.13	51,137.77	3.02	4.07	45102020
18,146,007	1.00	---	---	---	23/08/2023	10/09/2010	---	ELASTRON (CR)	2.4	0.42 #	2.39	22/04/2026	2.34	2.31	2.42	2.4	2.371	600@2.37	999@2.40	---	---	3,456	23	8,192.89	43,550.42	2.02	2.65	55102010
23,828,130	0.500	0.108	0.1366	---	14/07/2025	17/02/2009	---	ELINOIL S.A. (CR)	2.28	1.33 #	2.25	22/04/2026	2.25	2.25	2.28	2.28	2.259	1100@2.22	350@2.27	---	---	4,330	7	9,781.50	54,328.14	2.11	2.59	60101020
19,864,886	5.60	0.672	0.672	0.672	23/04/2026	02/07/2008	---	BANK OF GREECE (CR)	15	-3.23 €	15.5	22/04/2026	14.9	14.85	15.1	15	14.961	140@14.95	162@15.00	---	2025	18,009	159	269,423.80	297,973.29	14.8	17.5	30101010
26,730,187	0.520	---	0.07	---	09/07/2025	01/08/2017	---	ELTON SA (CR)	1.73	-1.70 €	1.76	22/04/2026	1.77	1.71	1.77	1.73	1.742	60@1.73	1007@1.75	---	---	21,538	51	37,522.79	46,243.22	1.62	2.22	50205010
36,300,000	1.12	0.0276	0.055	---	01/07/2025	12/12/2007	---	THESSALONIKA WATER & SEWERAGE	3.93	4.66 #	3.755	22/04/2026	3.76	3.76	3.935	3.93	3.839	500@3.91	700@3.94	---	---	20,796	99	79,839.50	142,659.00	3.4	4.02	65102030
143,352,325	0.260	---	---	---	29/08/2022	28/04/2025	---	EVROPI HOLDINGS S.A. (CR)	1.896	0.32 #	1.89	22/04/2026	1.88	1.87	1.896	1.896	1.878	723@1.87	1000@1.90	---	---	31,091	65	58,393.76	271,796.01	1.77	2.34	30302025
86,735,980	0.310	0.02	---	---	22/07/2024	07/09/2023	---	ATHENS MEDICAL CENTER SA (CR)	1.97	-0.25 €	1.975	22/04/2026	1.955	1.92	1.985	1.97	1.957	333@1.96	1156@1.97	---	---	9,787	66	19,149.98	170,869.88	1.565	2.07	20101010
114,320,400	0.100	---	---	---	26/11/2021	05/08/2019	---	IKTINOS HELLAS SA (CR)	0.328	2.66 #	0.3195	22/04/2026	0.323	0.3175	0.328	0.328	0.321	1000@0.319	4916@0.328	---	---	27,580	23	8,855.91	37,497.09	0.302	0.4535	50101035
14,111,198	0.450	(0.0133)	0.07	---	31/07/2025	09/01/2025	---	ILYDA S.A. (CR)	4.66	2.42 #	4.55	22/04/2026	4.6	4.6	4.66	4.66	4.637	740@4.60	1626@4.66	---	2024	7,359	49	34,123.83	65,758.18	3.74	5.52	10101015
3,417,600	0.100	0.016	---	---	04/07/2024	02/04/2024	---	INTERWOOD-XYLEMPORIA (PR)	0.47	7.31 #	0.438	22/04/2026	0.466	0.466	0.47	0.47	0.47	67@0.470	1000@0.472	---	---	4,910	8	2,307.10	13,096.87	0.4	0.76	50101020
45,417,399	0.100	---	---	---	25/07/2008	02/04/2024	---	INTERWOOD-XYLEMPORIA (CR)	0.253	0.40 #	0.252	22/04/2026	0.256	0.248	0.256	0.248	0.253	180@0.248	2000@0.251	---	---	26,220	15	6,637.96	13,096.87	0.201	0.274	50101020
18,567,912	0.590	0.16	0.201	---	02/07/2025	26/01/2021	---	INTERLIFE G.C.I.(CR)	6.9	-1.43 €	7	22/04/2026	7	6.76	7	6.9	6.9	820@6.76	174@6.90	---	2025	9,631	64	66,454.62	128,118.59	5.56	7	30302025
8,424,900	0.500	---	---	---	12/07/2010	04/07/2019	---	INTERTECH SA (CR)	1.51	1.00 #	1.495	22/04/2026	1.51	1.45	1.52	1.52	1.509	999@1.46	2922@1.52	---	2024	5,856	22	8,836.59	12,721.60	0.99	1.52	50205010
2,760,000	11.83	12.4	14	---	30/05/2025	16/07/1990	---	KARELIA (CR)	395	-0.25 €	396	22/04/2026	396	394	396	396	395.413	1@392.00	246@397.00	---	---	208	28	82,246.00	1,090,200.00	354	414	45103010
19,804,134	0.150	---	---	---	01/07/2004	06/11/2017	---	KEKROPS SA (CR)	1.75	0.29 #	1.745	22/04/2026	1.705	1.7	1.75	1.75	1.73	49@1.72	871@1.75	---	2024	7,458	41	12,904.59	34,657.23	1.53	2.35	35101010
11,510,102	0.890	---	---	---	24/06/2005	06/10/1999	---	NAFPAKTOS TEXTILE (CR)	1.365	0.37 #	1.36	22/04/2026	1.35	1.32	1.365	1.365	1.349	1000@1.29	298@1.37	---	---	1,370	13	1,847.87	15,711.29	1.26	1.69	55101020
21,224,340	0.420	---	---	---	06/09/2022	25/04/2006	---	KORDELLOS BROS SA (CR)	0.45	-1.53 €	0.457	22/04/2026	0.45	0.437	0.45	0.45	0.449	799@0.440	9104@0.450	---	2024	2,003	18	900.17	9,550.95	0.366	0.554	55102010
33,065,136	0.380	0.3506	0.4007	---	21/08/2025	16/09/2013	---	KRI-KRI S.A. (CR)	24.05	3.22 #	23.3	22/04/2026	23.95	23.3	24.05	24.05	23.869	40@23.90	20@24.35	---	2025	14,842	120	354,266.50	795,216.52	19.18	24.65	45102020
6,200,000	0.500	---	---	---	22/06/2010	01/11/1995	---	MINERVA KNITWEAR (CR)	0.6	0.84 #	0.595	22/04/2026	0.585	0.585	0.605	0.6	0.602	250@0.575	250@0.615	---	---	283	7	170.31	3,720.00	0.473	0.772	40204020
5,939,268	0.620	---	---	---	10/07/2003	03/01/2002	---	LANAKAM SA (CR)	1.465	5.40 #	1.39	22/04/2026	1.465	1.465	1.465	1.465	1.47	50@1.32	50@1.39	---	---	1	1	1.47	8,701.03	0.96	1.465	40401020
9,819,370	0.500	---	---	---	14/08/2007	09/01/2004	---	MATHIOS REFRACTORY SA (CR)	0.725	---	0.725	22/04/2026	0.735	0.705	0.74	0.725	0.717	100@0.705	2@0.725	---	---	1,252	20	897.21	7,119.04	0.59	0.97	55101000
30,150,000	0.360	0.122	0.1335	---	17/06/2025	25/04/2019	---	MOTODYNAMICS S.A. (CR)	2.58	---	2.58	22/04/2026	2.58	2.55	2.6	2.58	2.579	150@2.53	3000@2.58	---	---	18,855	51	48,619.66	77,787.00	2.23	2.7	40401030
126,431,958	2.50	0.025	0.043	---	03/06/2025	05/06/2024	---	NOVAL PROPERTY REIC (CR)	2.61	-0.38 €	2.62	22/04/2026	2.65	2.6	2.65	2.61	2.619	770@2.61	100@2.62	---	2025	20,701	39	54,205.63	329,987.41	2.51	2.92	35102045
10,080,000	3.00	1.3	2	---	16/05/2025	27/08/2001	---	TPA SA (CR)	38.9	1.83 #	38.2	22/04/2026	38.8	37.6	38.9	38.9	38.704	10@38.80	721@38.90	---	---	648	22	25,080.50	392,112.00	33.2	39.2	50206060
25,000,000	2.00	1.336	1.92	---	04/08/2025	08/08/2003	---	P.P.A. S.A. (CR)	38.55	0.39 #	38.4	22/04/2026	39	38.2	39.05	38.55	38.5	8912@38.55	100@38.80	---	2025	10,838	287	417,265.90	963,750.00	35.4	41.1	50206060
68,926,799	0.240	---	---	---	07/07/2023	---	---	ONYX TOURISTIKI S.A. (CR)	1.368	-0.58 €	1.376	22/04/2026	1.376	1.36	1.38	1.368	1.368	200@1.36	1060@1.37	---	---	42,925	97	58,725.39	94,291.86	1.33	2.22	40401020
4,971,466	1.46	---	---	---	04/07/2007	08/10/2003	---	PAIRIS SA (CR)	0.8	-2.44 €	0.82	22/04/2026	0.6	0.6	0.838	0.8	0.79	1018@0.776	968@0.800	---	---	4,259	54	3,366.27	3,977.17	0.6	0.984	50203030
27,098,594	0.540	0.0702	0.0605	0.0909	21/04/2026	14/01/2021	---	PAPOUTSANIS (CR)	3.73	-0.53 €	3.75	22/04/2026	3.74	3.72	3.75	3.73	3.734	6@3.70	200@3.73	---	2025	3,712	28	13,860.74	101,077.76	3.32	4.06	45201020
7,070,400	0.930	0.8645	0.3242	---	11/07/2025	06/05/2016	---	PETROPOULOS PETROS (CR)	8.24	-0.96 €	8.32	22/04/2026	8.3	8.22	8.32	8.24	8.257	252@8.14	495@8.30	---	---	25,266	54	208,610.60	58,260.10	7.58	8.98	50206015
43,741,452	0.660	0.2388	0.2391	0.07	19/01/2026	01/11/1999	---	THRACE PLASTICS SA (CR)	4.03	-0.49 €	4.05	22/04/2026	4.085	4.02	4.09	4.03	4.047	15@4.02	1103@4.06	---	---	37,899	139	153,375.90	176,278.05	3.55	4.535	50203015
24,319,250	0.300	---	---	---	09/07/2002	04/07/2007	5165	PROODEFTIKH SA (CR)	0.312	-5.45 €	0.33	22/04/2026	0.323	0.312	0.331	0.312	0.32	2401@0.312	600@0.320	---	---	49,299	74	15,760.29	7,587.61	0.292	0.5	50101010
21,912,599	0.300	0.0485	0.0483	---	29/04/2025	23/02/2007	---	REVOIL (CR)	1.6	0.63 #	1.59	22/04/2026	1.595	1.56	1.6	1.6	1.579	300@1.56	10225@1.60	---	---	11,713	40	18,500.33	35,060.16	1.535	1.86	60101020
13,582,223	1.35	---	---	---	24/06/2008	02/02/2016	---	SIDMA STEEL (CR)	1.565	-1.26 €	1.585	22/04/2026	1.59	1.535	1.605	1.58	1.565	95@1.55	95@1.60	---	---	1,420	18	2,221.60	21,256.18	1.455	2.12	55102010
40,693,350	5.00	---	---	---	03/07/2006	26/05/2015	---	TECHNICAL OLYMPIC SA (CR)	2.38	1.71 #	2.34	22/04/2026	2.32	2.26	2.38	2.38	2.3											

Number of Outstanding Securities	Nominal Value	Dividends [1]			Date of Last Coupon		Note	Shares	Closing price	% change	Previous closing price/date	Open price	Price min	Price max	Last price	Avg price	Last Bid [7]	Last Ask [7]	P/E after tax	Year	Volume	Trades	Transactions Value[8]	Company Mkt Value (thou. €)	Year low	Year high	Sector[4]	
8,340,750	1.16	---	---	---	25/06/2009	17/09/2018	---	HAIDEMENOS SA (CR)	0.72	2.86 #	0.7	22/04/2026	0.725	0.71	0.725	0.71	0.72	90@0.690	20@0.710	---	2024	80	3	57.63	6,005.34	0.65	0.83	50205030
Main Market - Low Liquidity Class																												
11,943,624	0.540	0.15	0.165	---	01/07/2025	30/08/2019	---	FLEXOPACK SA (CR)	7.7	-3.75 €	8	22/04/2026	7.75	7.7	8	7.7	7.758	500@7.40	427@8.00	---	---	950	7	7,370.00	91,965.90	7.4	8.6	50203030
244,737,498	0.500	0.02	0.03	0.04	26/03/2026	28/12/2023	---	TRASTOR REAL EST. INV. CO.(CR)	1.275	1.59 #	1.255	22/04/2026	1.28	1.265	1.28	1.265	1.275	200@1.26	1500@1.28	---	2025	1,565	9	1,995.70	312,040.31	1.15	1.38	35102000
15,300,000	0.300	---	0.01	---	09/10/2025	13/12/1999	---	ATTICA PUBLICATIONS SA (CR)	1.355	---	1.355	22/04/2026	1.345	1.345	1.345	1.345	1.345	125@1.31	50@1.35	---	---	49	1	65.91	20,731.50	1.17	1.44	40301030
18,810,000	0.400	0.0381	0.0591	---	20/10/2025	14/11/2007	---	VARVERIS - MODA BAGNO SA (CR)	6.52	-0.31 €	6.54	22/04/2026	6.46	6.46	6.54	6.54	6.517	100@6.54	30@6.54	---	---	150	4	977.60	122,641.20	5.16	6.62	40401025
3,307,500	0.210	0.4	0.4	---	23/10/2025	30/11/2022	---	ELVE SA (CR)	5.15	-0.96 €	5.2	22/04/2026	5.25	5.15	5.5	5.15	5.227	962@5.15	600@5.40	---	2024	3,979	13	20,798.00	17,033.63	5	5.8	40204020
21,364,000	1.12	---	---	---	21/08/2023	08/03/2023	---	LAMPSA HOTEL SA (CR)	47.6	---	47.6	22/04/2026	---	---	---	---	79@47.60	50@48.40	---	---	---	---	---	1,016,926.40	42.2	48.4	40501025	
38,566,614	0.700	---	---	---	21/07/2008	07/07/2025	---	MOUZAKIS (CR)	0.545	---	0.545	22/04/2026	0.54	0.54	0.54	0.54	0.54	200@0.540	454@0.595	---	---	50	1	27.00	21,018.80	0.535	0.69	55101020
42,500,000	1.00	0.0383	0.0538	0.1673	21/11/2025	13/09/2023	---	MPL KEDROS (CR)	4.37	0.23 #	4.36	22/04/2026	4.37	4.36	4.37	4.37	4.37	299@4.33	200@4.38	---	---	2,000	15	8,739.00	185,725.00	4.23	4.41	35102000
6,340,000	0.600	0.2	0.23	0.23	09/12/2025	11/01/2024	---	NAKAS MUSIC	3.4	---	3.4	22/04/2026	3.4	3.4	3.42	3.4	3.4	13@3.38	145@3.42	---	---	61	7	207.42	21,556.00	3.24	3.92	40401030
27,379,200	0.980	0.5001	0.52	---	25/08/2025	29/08/2022	---	CRETE PLASTICS SA (CR)	14	---	14	22/04/2026	---	---	---	---	265@14.00	800@14.40	---	---	---	---	---	383,308.80	13.2	15.9	50203015	
255,494,534	2.71	0.247	0.705	0.216	15/12/2025	30/09/2021	---	PRODEA (CR)	5.95	-0.83 €	6	22/04/2026	6	5.95	6	6	5.958	1200@5.90	5521@6.00	---	---	9,898	26	58,967.55	1,520,192.48	5.2	6.5	35102000
4,181,450	0.500	---	---	---	21/08/2000	05/03/2002	---	FLOUR MILLS SARANTOPOULOS SA	1.56	---	1.56	22/04/2026	---	---	---	---	---	925@1.70	---	---	---	---	---	6,523.06	1.12	1.7	45102020	

Exchange Traded Funds (ETFs)

1,380,078	---	---	---	---	15/06/2016	---	---	ALPHA ETF FTSE Athex Large Cap	57.68	0.33 #	57.49	22/04/2026	57.3	56.81	57.71	57.68	57.175	1@57.48	53@59.20	---	---	2,537	96	145,053.35	---	51.03	66.71	12003
-----------	-----	-----	-----	-----	------------	-----	-----	--------------------------------	-------	--------	-------	------------	------	-------	-------	-------	--------	---------	----------	-----	-----	-------	----	------------	-----	-------	-------	-------

Surveillance

8,321,682	0.670	---	---	---	17/08/2007	23/11/1999	---	N. LEVENTERIS (CR)	0.278	---	0.278	22/04/2026	0.28	0.28	0.28	0.28	0.28	---	4186@0.280	---	2024	100	1	28.00	2,708.80	0.252	0.32	55102010
2,160,524	0.670	---	---	---	03/12/2018	23/11/1999	---	N. LEVENTERIS (PR)	0.183	---	0.183	22/04/2026	---	---	---	---	---	---	---	---	2024	---	---	---	2,708.80	0.165	0.2	55102010

Suspension Status

13,191,620	0.620	---	---	---	04/08/2010	09/09/2002	5232	YALCO - CONSTANTINOU (CR)	0.16	---	0.16	30/05/2025	---	---	---	---	---	26032@0.162	---	---	---	---	---	2,110.66	0.16	0.16	40202020
17,579,754	4.16	---	---	---	18/08/2006	02/08/2010	---	BIOTER SA (CR)	0.206	---	0.206	30/05/2025	---	---	---	---	---	---	---	---	---	---	---	3,621.43	0.206	0.206	50101010
3,961,300	1.28	---	---	---	29/06/2004	03/08/2000	5248	DUROS SA (CR)	0.25	---	0.25	24/04/2023	---	---	---	---	---	---	---	---	---	---	---	990.33	0.25	0.25	40204020
15,842,391	1.51	---	---	---	15/07/2009	12/05/2000	5141	BITROS HOLDING SA (CR)	0.51	---	0.51	30/05/2025	---	---	---	---	---	---	---	---	---	---	---	8,079.62	0.51	0.51	55102010
28,438,268	0.070	---	---	---	21/08/2006	24/11/1999	5253	SPIROY AGRICULTURE SA (CR)	0.138	---	0.138	30/05/2025	---	---	---	---	---	---	---	---	---	---	---	3,924.48	0.138	0.138	45102010

Shares' Notes

Code	Note text
()	- Adjusted dividends.
*	- Last adjusted closing price.
[1]	- Net dividends.
[2]	- The "Date of Last Coupon" for New listings refers to the date company's stocks started to trade in Athex
[3]	- The Company Market Value is referred to the number of outstanding shares
[4]	- Sectors codification can be found in Appendix A
[5]	- The Market Value refers to the total number of shares listed (including their several classes) in the exchange by the company.
[6]	- P/E greater than 100
[7]	- Last view of the Order Book before the end of the trading session
[8]	- All Blocks Methods' Transactions Value are included.
5141	- Transfer to the Surveillance Category as of 10/05/2017.
5160	- Transfer to the Surveillance Category as of 15/04/2016.
5165	- Transfer to the Surveillance Category as of 15/02/2018.
5193	- Transfer to the Surveillance Category as of 25/10/2018.
5232	- Transfer to the Under Surveillance Category from 08/04/2011.
5248	- Transfer to the Surveillance Category as of 06/09/20116.
5253	- Transfer to the Surveillance Category as of 14/5/2021.

Securities Blocks Details

Securities	Block Volume	Price	Block Trade Value	Time of approval	Note
PIRAEUS BANK (CR)	81,615	8.20	669,243.00	10:49:59	20
BANK OF CYPRUS (CR)	95,519	9.12	871,133.28	11:03:20	20
REAL CONSULTING (CR)	100,000	4.70	470,000.00	11:22:19	20
OPTIMA BANK (CR)	54,520	9.05	493,133.40	11:23:10	20
JUMBO SA (CR)	20,000	23.84	476,800.00	11:32:12	20
JUMBO SA (CR)	20,000	23.84	476,800.00	11:33:00	20
PIRAEUS BANK (CR)	275,000	8.25	2,268,200.00	11:47:17	20
JUMBO SA (CR)	20,000	23.80	476,000.00	12:09:09	20
REAL CONSULTING (CR)	300,000	4.70	1,410,000.00	13:42:28	20
BANK OF CYPRUS (CR)	98,800	9.12	901,056.00	14:25:59	20
PIRAEUS BANK (CR)	150,000	8.26	1,239,600.00	15:26:17	20
EYDAP S.A. (CR)	14,000	9.50	133,000.00	15:39:00	20
OPTIMA BANK (CR)	44,513	9.08	403,955.48	16:48:18	20
NATIONAL BANK (CR)	230,151	14.27	3,284,254.77	16:58:12	20
PIRAEUS BANK (CR)	322,438	8.21	2,645,926.23	16:58:21	20
EUROBANK (CR)	87,775	3.89	341,532.53	16:58:58	20
NATIONAL BANK (CR)	91,752	14.26	1,307,924.76	17:12:20	20

Blocks Notes

9 - Method 6-1 / Special Fees

10 - Method 6-1 / Special Fees, SDS

14 - Method 6-3 / Settlement, Incomplete Buy and Sell

18 - Method 6-2 / SPOT 1

19 - Method 6-2 / SPOT 2

20 - Method 6-1 and Method 6-1 Same Day Settlement

21 - Other Pre-agreed

Shares Rights Details

Occured date	Exercise from	Exercise until	Trading until	Rights	Price min	Price max	Closing price	Last Bid	Last Ask	Volume	Trades	Transactions Value
--------------	---------------	----------------	---------------	--------	-----------	-----------	---------------	----------	----------	--------	--------	--------------------

No Rights Transactions.

Forced Sales Details

Securities	Category of Security	Transactions Volume	Number of Trades	Transactions Value	Note
------------	----------------------	------------------------	---------------------	-----------------------	------

No Forced Transactions.

Forced Sales Notes

- 1 - Compulsory Public Forced Sales
- 2 - Forced Sales of Fixed Registered Shares
- 3 - Forced Sales of Remaining Fractional Shares

Exchange Traded Funds (ETFs) Characteristics

	Transactions Date (T)	Creation / Redemption	Units (T-1)	New Units (T-1)	Redemption Units (T-1)	Units (T) [1]	Fund Assets [2]	Net Unit Price	Dividend per Unit	Dividend Date
ALPHA ETF FTSE Athex Large Cap	23/04/2026	5,000	1,380,078	---	---	1,380,078	78,863,750.00	57.1444	1.15	01/07/2025

ETFs Notes

[1] - Units (T) = Units (T-1) + New Units (T-1) - Redemption Units (T-1)

[2] - The Creation / Redemption Units of T-1 are included.

Non Convertible Corporate Bonds - Regulated Market

Num Listed Bonds	Nominal price	Issue price	Today's Rate	Exp. Date	Duration (years)	Note	Coupon		Trading Unit	Corporate Bonds	Accrued Int.	Yield.T.Mat	Price min	Price max	Closing price	Previous closing price/date	Volume	Transactions Value	Last order		ear min	Year max		
							Common	Preferred											Price	Buy / Sell			Date	
250,000	1,000.00	1,000.00	3.75	25/02/2033	7	---	1	---	1	CAPITAL CLEAN ENERGY CARRIERS CORP. (Non Convert)	6.3542	4.0420	98.2300	98.5000	98.2869	98.2660	22/04/2026	427,000	422,398.46	98.3000	B	23/04/2026	95.0002	99.9895
320,000	1,000.00	1,000.00	3.40	21/07/2027	7	---	12	---	1	LAMDA DEVELOPMENT S.A. (Non Convertible)	9.0667	3.0090	99.5000	99.8000	99.7500	99.7980	22/04/2026	32,000	32,161.10	99.6500	B	23/04/2026	97.5000	100.0000
200,000	1,000.00	1,000.00	1.90	23/03/2028	7	---	11	---	1	MOTOR OIL CORINTH REFINERIES SA (Non Convertible)	1.8472	3.1350	96.9900	97.3000	97.1726	96.9450	22/04/2026	84,000	81,780.16	97.0000	B	23/04/2026	96.7000	98.0000
150,000	1,000.00	1,000.00	2.60	22/10/2026	7	---	14	---	1	TERNA ENERGY FINANCE S.A. (Non Convertible)	0.3611	2.9020	99.6001	99.7500	99.6016	99.3040	22/04/2026	101,000	100,634.07	99.4000	B	23/04/2026	98.4189	99.7794
100,000	1,000.00	1,000.00	2.80	25/01/2027	5	---	9	---	1	PREMIA S.A. (Non Convertible)	7.0778	3.6320	---	---	---	99.0500	22/04/2026	---	---	99.0000	B	23/04/2026	97.7000	99.5000
500,000	1,000.00	1,000.00	4.00	10/07/2030	7	---	6	---	1	METLEN ENERGY & METALS S.A. (Non Convertible)	11.6667	3.5830	99.9000	100.2000	100.0419	99.9440	22/04/2026	205,000	207,477.57	100.0050	B	23/04/2026	98.3000	101.4000
99,697	1,000.00	1,000.00	5.50	15/12/2028	5	---	5	---	1	IDEAL HOLDINGS S.A. (Non Convertible)	20.3194	3.6720	103.2900	103.2900	103.2900	103.0360	22/04/2026	1,000	1,053.22	103.0000	B	23/04/2026	101.4645	104.1000
500,000	1,000.00	1,000.00	3.80	18/11/2032	7	---	1	---	1	LAMDA DEVELOPMENT S.A. (Non convertible)	16.8889	4.0100	98.0000	98.6000	98.5500	98.0000	22/04/2026	313,000	313,229.92	98.1000	B	23/04/2026	96.7229	99.9999
140,000	1,000.00	1,000.00	4.70	15/12/2030	5	---	1	---	1	AKTOR S.A. (Non convertible)	17.3639	4.0310	102.1000	102.5000	102.3823	102.0580	22/04/2026	17,000	17,700.18	102.2000	B	23/04/2026	100.6000	103.4900
500,000	1,000.00	1,000.00	2.75	03/07/2027	7	---	12	---	1	GEK TERNA S.A. (Non Convertible)	8.5556	3.1040	98.8500	99.1800	98.9999	99.1800	22/04/2026	125,000	124,821.79	98.8010	B	23/04/2026	97.7500	99.5000
150,000	1,000.00	1,000.00	4.10	08/04/2033	7	---	1	---	1	PREMIA REIC (Non Convertible)	2.1639	4.0930	99.9000	100.3500	100.0000	99.8000	22/04/2026	33,000	33,150.41	99.8500	B	23/04/2026	98.8220	100.3700
250,000	1,000.00	1,000.00	3.70	04/07/2032	7	---	2	---	1	AEGEAN AIRLINES S.A. (Non Convertible)	11.5111	3.6720	99.3100	99.7500	99.5794	99.7000	22/04/2026	16,000	16,116.88	99.4000	B	23/04/2026	98.0875	102.0999
300,000	1,000.00	1,000.00	2.30	20/07/2028	7	---	10	---	1	PRODEA REIC S.A.(Non Convertible)	6.1972	2.5520	98.8000	98.9000	98.8500	98.8000	22/04/2026	38,000	37,798.00	98.8010	B	23/04/2026	95.0000	99.9510
250,000	1,000.00	1,000.00	2.45	16/11/2028	7	---	9	---	1	ELVALHALCOR S.A. (Non Convertible)	10.9569	3.2380	96.3000	97.2500	97.2500	96.6850	22/04/2026	67,000	65,589.91	97.2500	B	23/04/2026	94.9873	98.0000
120,000	1,000.00	1,000.00	2.65	06/12/2028	7	---	9	---	1	NOVAL PROPERTY REIC (Non Convertible)	10.3056	3.5860	96.1000	97.0000	96.7000	96.3310	22/04/2026	21,000	20,493.42	96.7000	B	23/04/2026	95.0000	99.9900
300,000	1,000.00	1,000.00	2.30	14/12/2028	7	---	9	---	1	GEK TERNA S.A. (Non Convertible)	8.4972	3.4620	96.0000	96.5000	96.2818	96.2190	22/04/2026	21,000	20,397.62	96.3000	B	23/04/2026	95.0000	97.2100
100,000	1,000.00	1,000.00	2.95	11/02/2027	5	---	9	---	1	SAFE BULKERS PARTICIPATIONS PLC (Non Convertible)	6.1458	3.6290	99.1000	99.1000	99.1000	98.9170	22/04/2026	3,000	2,991.44	99.0000	B	23/04/2026	97.8500	99.8700
100,000	1,000.00	1,000.00	4.40	26/07/2029	7	---	8	---	1	CPLP SHIPPING HOLDINGS PLC (Non Convertible)	11.1222	3.5580	100.6000	101.0000	100.7310	100.6000	22/04/2026	29,000	29,534.54	100.6000	B	23/04/2026	100.1928	102.8500
200,000	1,000.00	1,000.00	4.25	23/01/2029	5	---	5	---	1	AUTOHELLAS S.A. (Non Convertible)	11.0972	3.6410	100.2900	100.6497	100.6497	100.2800	22/04/2026	16,000	16,238.05	100.1000	B	23/04/2026	99.5000	102.0000

Corporate Bonds Notes

Transactions Volume = (Pieces) * (Nominal Price). Transactions Value = (Pieces) * (Nominal Price) * (price %) + (Accrued interest).

The price of a Bond is stated as a percentage (%) of Bond's Nominal Price.

Nominal Price in Euros (€), except if it is noted differently.

Non Convertible Corporate Bonds - Regulated Market

Num Listed Bonds	Nominal price	Issue price	Today's Rate	Exp. Date	Duration (years)	Note	Coupon		Trading Unit	Corporate Bonds	Accrued Int.	Yield.T.Mat	Price min	Price max	Closing price	Previous closing price/date	Volume	Transactions Value	Last order			ear min	Year max	
							Common	Preffered											Price	Buy / Sell	Date			
130,000	1,000.00	1,000.00	6.00	27/02/2029	5	---	5	---	1	INTRALOT S.A. (Non Convertible)	9.8333	4.4370	102.5000	102.6000	102.5150	102.5000	22/04/2026	70,000	72,448.81	102.0080	B	23/04/2026	101.0000	104.5000
500,000	1,000.00	1,000.00	3.20	29/09/2032	7	---	2	---	1	GEK TERNA S.A. (Non Convertible)	2.4889	3.7190	96.7000	96.9300	96.9150	96.8270	22/04/2026	6,000	5,821.23	96.9000	B	23/04/2026	94.0000	99.3790

Corporate Bonds Notes

Transactions Volume = (Pieces) * (Nominal Price). Transactions Value = (Pieces) * (Nominal Price) * (price %) + (Accrued interest).

The price of a Bond is stated as a percentage (%) of Bond's Nominal Price.

Nominal Price in Euros (€), except if it is noted differently.

Government Bonds

Number Listed Bonds	Nominal price	Today's Rate	Accrued Interest Calc	Exp. Date [1]	Duration (years)	Note	Coupons Date	Curr. coupon value	Trading Unit	Government Bonds	Price min	Price max	Closing price	Previous closing price/date	Volume	Transactions Value	Price	Last order Buy / Sell	Date
4,000,000	1,000.00	4.13	Actual/Actual	15/06/2054	30	---	15/06	4.13	1	GGB-FXD-150654-30Y-4.125-1.000	---	---	---	---	---	---	---	---	---
4,700,000	1,000.00	1.88	Actual/Actual	04/02/2035	15	---	04/02	1.88	1	GGB-FXD-040235-15Y-1.875-1.000	---	---	---	---	---	---	---	---	---
6,000,000	1,000.00	0.75	Actual/Actual	18/06/2031	10	---	18/06	0.75	1	GGB-FXD-180631-10Y-0.750-1.000	---	---	---	---	---	---	---	---	---
3,600,000	1,000.00	3.88	Actual/Actual	15/06/2028	5	---	15/06	3.88	1	GGB-FXD-150628-05Y-3.875-1.000	---	---	---	---	---	---	---	---	---
5,962,747,327	1.00	3.75	Actual/Actual	30/01/2028	10	---	/02 - 02/02 - 31/	3.75	1	GGB-FXD-300128-10Y-3.750-1.000	---	---	---	85.4610 13/07/2018	---	---	1.0000	B	28/11/2018
7,067,309,386	1.00	3.90	Actual/Actual	30/01/2033	15	---	/02 - 02/02 - 31/	3.90	1	GGB-FXD-300133-15Y-3.900-1.000	---	---	---	78.6730 13/07/2018	---	---	1.0000	B	28/11/2018
5,622,848,349	1.00	4.00	Actual/Actual	30/01/2037	19	---	/02 - 02/02 - 31/	4.00	1	GGB-FXD-300137-19Y-4.000-1.000	---	---	---	77.0370 13/07/2018	---	---	1.0000	B	28/11/2018
5,476,770,669	1.00	4.20	Actual/Actual	30/01/2042	24	---	/02 - 02/02 - 31/	4.20	1	GGB-FXD-300142-24Y-4.200-1.000	---	---	---	77.7640 13/07/2018	---	---	1.0000	B	28/11/2018
4,950,000	1,000.00	3.38	Actual/Actual	15/06/2034	10	---	15/06	3.38	1	GGB-FXD-150634-10Y-3.375-1.000	---	---	---	---	---	---	---	---	---
41,118,344	1.00	4.30	Actual/Actual	24/02/2027	15	---	24/02	4.30	1	GGB-FXD-240227-15Y-2.000-1.000	---	---	---	10.0000 22/06/2015	---	---	---	---	---
45,137,734	1.00	4.30	Actual/Actual	24/02/2028	16	---	24/02	4.30	1	GGB-FXD-240228-16Y-2.000-1.000	---	---	---	10.0000 22/06/2015	---	---	---	---	---
61,768,888	1.00	4.30	Actual/Actual	24/02/2029	17	---	24/02	4.30	1	GGB-FXD-240229-17Y-2.000-1.000	---	---	---	10.0000 22/06/2015	---	---	---	---	---
54,567,744	1.00	4.30	Actual/Actual	24/02/2030	18	---	24/02	4.30	1	GGB-FXD-240230-18Y-2.000-1.000	---	---	---	10.0000 22/06/2015	---	---	---	---	---
37,541,515	1.00	4.30	Actual/Actual	24/02/2031	19	---	24/02	4.30	1	GGB-FXD-240231-19Y-2.000-1.000	---	---	---	10.0000 22/06/2015	---	---	---	---	---
37,558,317	1.00	4.30	Actual/Actual	24/02/2032	20	---	24/02	4.30	1	GGB-FXD-240232-20Y-2.000-1.000	---	---	---	10.0000 22/06/2015	---	---	---	---	---
37,473,732	1.00	4.30	Actual/Actual	24/02/2033	21	---	24/02	4.30	1	GGB-FXD-240233-21Y-2.000-1.000	---	---	---	10.0000 22/06/2015	---	---	---	---	---
33,888,293	1.00	4.30	Actual/Actual	24/02/2034	22	---	24/02	4.30	1	GGB-FXD-240234-22Y-2.000-1.000	---	---	---	10.0000 22/06/2015	---	---	---	---	---
35,177,800	1.00	4.30	Actual/Actual	24/02/2035	23	---	24/02	4.30	1	GGB-FXD-240235-23Y-2.000-1.000	---	---	---	10.0000 22/06/2015	---	---	---	---	---
35,547,268	1.00	4.30	Actual/Actual	24/02/2036	24	---	24/02	4.30	1	GGB-FXD-240236-24Y-2.000-1.000	---	---	---	10.0000 22/06/2015	---	---	---	---	---
40,246,306	1.00	4.30	Actual/Actual	24/02/2037	25	---	24/02	4.30	1	GGB-FXD-240237-25Y-2.000-1.000	---	---	---	10.0000 22/06/2015	---	---	---	---	---
37,643,952	1.00	4.30	Actual/Actual	24/02/2038	26	---	24/02	4.30	1	GGB-FXD-240238-26Y-2.000-1.000	---	---	---	10.0000 22/06/2015	---	---	---	---	---
36,977,100	1.00	4.30	Actual/Actual	24/02/2039	27	---	24/02	4.30	1	GGB-FXD-240239-27Y-2.000-1.000	---	---	---	10.0000 22/06/2015	---	---	---	---	---
41,615,000	1.00	4.30	Actual/Actual	24/02/2040	28	---	24/02	4.30	1	GGB-FXD-240240-28Y-2.000-1.000	---	---	---	10.0000 22/06/2015	---	---	---	---	---
42,227,208	1.00	4.30	Actual/Actual	24/02/2041	29	---	24/02	4.30	1	GGB-FXD-240241-29Y-2.000-1.000	---	---	---	10.0000 22/06/2015	---	---	---	---	---
68,288,487	1.00	4.30	Actual/Actual	24/02/2042	30	---	24/02	4.30	1	GGB-FXD-240242-30Y-2.000-1.000	---	---	---	10.0000 22/06/2015	---	---	---	---	---
4,700,000	1,000.00	3.88	Actual/Actual	12/03/2029	10	---	12/03	3.88	1	GGB-FXD-120329-10Y-3.875-1.000	---	---	---	---	---	---	100.0000	B	15/10/2019
5,500,000	1,000.00	1.50	Actual/Actual	18/06/2030	10	---	18/06	1.50	1	GGB-FXD-180630-10Y-1.500-1.000	---	---	---	---	---	---	---	---	---
5,500,000	1,000.00	4.38	Actual/Actual	18/07/2038	15	---	18/07	4.38	1	GGB-FXD-180738-15Y-4.375-1.000	---	---	---	---	---	---	---	---	---
40,000	1,000.00	2.72	FLR Actual/360	18/09/2026	1	---	18/09 - 18/03	---	1	GGB-FLT-180926-01Y-2.717-1.000	---	---	---	---	---	---	---	---	---
4,300,000	1,000.00	3.38	Actual/Actual	16/06/2036	10	---	16/06	3.38	1	GGB-FXD-160636-10Y-3.375-1000.00	---	---	---	---	---	---	---	---	---
5,364,250	1,000.00	3.25	Actual/Actual	20/03/2050	30	---	20/03	3.25	1	GGB-FXD-200350-30Y-3.250-1.000	---	---	---	---	---	---	---	---	---
4,500,000	1,000.00	3.63	Actual/Actual	15/06/2035	10	---	15/06	3.63	1	GGB-FXD-150635-10Y-3.625-1000.00	---	---	---	---	---	---	---	---	---
3,924,361	1,000.00	2.00	Actual/Actual	22/04/2027	7	---	22/04	2.00	1	GGB-FXD-220427-07Y-2.000-1.000	---	---	---	---	---	---	99.9000	B	22/04/2020
2,298,012	1,000.00	1.88	Actual/Actual	23/07/2026	7	---	23/07	1.88	1	GGB-FXD-230726-07Y-1.875-1.000	---	---	---	---	---	---	---	---	---
4,900,000	1,000.00	4.25	Actual/Actual	15/06/2033	10	---	15/06	4.25	1	GGB-FXD-150633-10Y-4.250-1.000	---	---	---	---	---	---	---	---	---

Government Bonds Notes

Transactions Volume = (Pieces) * (Nominal Price). Transactions Value = (Pieces) * (Nominal Price) * (price %) + (Accrued interest).

The Value of current coupon for the issues with NV 0.01 euro refers to NV 100 euros

FLR: Floating Interest Rate.

[1] - The Expiration Date of the interest bearing period and the Date for coupon payment.

Government Bonds

Number Listed Bonds	Nominal price	Today's Rate	Accrued Interest Calc	Exp. Date [1]	Duration (years)	Note	Coupons Date	Curr. coupon value	Trading Unit	Government Bonds	Price min	Price max	Closing price	Previous closing price/date	Volume	Transactions Value	Price	Last order Buy / Sell	Date
3,500,000	1,000.00	1.88	Actual/Actual	24/01/2052	30	---	24/01	1.88	1	GGB-FXD-240152-30Y-1.875-1.000	---	---	---	---	---	---	---	---	---
3,700,000	1,000.00	1.75	Actual/Actual	18/06/2032	10	---	18/06	1.75	1	GGB-FXD-180632-10Y-1.750-1.000	---	---	---	---	---	---	---	---	---
2,200,000	1,000.00	1.13	FLR Actual/360	15/12/2027	5	---	- 15/03 - 15/09 -	---	1	GGB-FLT-151227-05Y-1.130-1.000	---	---	---	---	---	---	102.1600	B	30/12/2022

Government Bonds Notes

Transactions Volume = (Pieces) * (Nominal Price). Transactions Value = (Pieces) * (Nominal Price) * (price %) + (Accrued interest).

The Value of current coupon for the issues with NV 0.01 euro refers to NV 100 euros

FLR: Floating Interest Rate.

[1] - The Expiration Date of the interest bearing period and the Date for coupon payment.

Treasury Bills & Zero Coupon Government Bonds

Issue Date	13-Week Maturity									26-Week Maturity									52-Week Maturity								
	Exp. Date	Initial Rate	Num Listed Bonds	Nominal price	Issue price	Last Trade Price	Last Trade Date	Volume Traded	Note	Exp. Date	Initial Rate	Num Listed Bonds	Nominal price	Issue price	Last Trade Price	Last Trade Date	Volume Traded	Note	Exp. Date	Initial Rate	Num Listed Bonds	Nominal price	Issue price	Last Trade Price	Last Trade Date	Volume Traded	Note
06/06/2025	---	---	---	---	---	---	---	---	---	---	---	---	---	---	---	---	---	---	06/06/2026	1.84	600,000	1,000.00	981.74	---	---	---	---
05/09/2025	---	---	---	---	---	---	---	---	---	---	---	---	---	---	---	---	---	---	04/09/2026	1.97	600,000	1,000.00	0.00	---	---	---	---
05/12/2025	---	---	---	---	---	---	---	---	---	---	---	---	---	---	---	---	---	---	04/12/2026	2.03	600,000	1,000.00	997.90	---	---	---	---
06/03/2026	---	---	---	---	---	---	---	---	---	---	---	---	---	---	---	---	---	---	05/03/2027	1.97	500,000	1,000.00	980.45	---	---	---	---

Bonds in Circulation	Currency / Min nominal traded Value	Coupons Payment Date	Current Coupon Value	Note	Coupon	Trading Unit	Issue Date	Duration (years)	Today's Interest	A.I.C in days	Bonds	Last price of previous days		Last Outcry in Cash (euro)			Trades in Pieces	Life min	Life Max
												Price	Buy / Sell	Price	Buy / Sell	Date			
Corporate Bonds in Foreign Currency and Euro																			
103,746	GBP / 10	01/12	0.25	---	67	1	01/12/1930	98	2.5	360	National Mortgage Bank	2.27	05/02/1996	2.27	S	05/02/1996	---	2.27	2.27
0	GBP / 10	01/12	0.25	---	69	1	01/12/1928	100	2.5	360	National Mortgage Bank	---	---	---	---	---	---	---	---

Government Bonds Notes

A.I.C: Accrued Interest Calculation base.

FLR: Floating Interest Rate.

The minimum tradeable Nominal Value for all Demeterialised Government Titles is 100 Euros.

(μτφρ-0)

Underlying Asset				Derivatives Market													
Price max	Price min	Closing price	change	Delivery Month	Open price	Price max	Price min	Last price	Closing price	Last Bid	Last Ask	Fixing price*	Life high	Life low	Trades	Volume	Open Interest
FTSE/Athex Large Cap				(Trade Unit: 1 Index Point x 2E, Cash Settlement)													
5,691.15	5,611.09	5,675.52	0.19%	May 2026	5,635.00	5,668.00	5,590.00	5,663.00	5,663.00	---	---		5,911.00	---	195	846	5,683
				June 2026	5,618.50	5,642.25	5,601.00	5,601.00	5,601.00	---	---		5,868.00	---	7	45	65
				July 2026	---	---	---	---	5,691.75	---	---		---	---	---	---	---
				September 2026	---	---	---	---	5,711.75	---	---		---	---	---	---	---
				December 2026	---	---	---	---	5,740.25	---	---		---	---	---	---	---
				March 2027	---	---	---	---	5,769.00	---	---		---	---	---	---	---
FTSE/Athex Banks				(Trade Unit: 1 Index Point x 15E, Cash Settlement)													
2,612.18	2,551.73	2,592.43	0.13%	June 2026	2,552.25	2,559.00	2,545.75	2,554.50	2,554.50	---	---		2,708.00	---	5	80	3,269
				September 2026	---	---	---	---	2,610.50	---	---		---	---	---	---	---
				December 2026	---	---	---	---	2,623.50	---	---		---	---	---	---	---
				March 2027	---	---	---	---	2,636.50	---	---		---	---	---	---	---
MSCI GREECE REBASED				(Trade Unit: 1 Index Point x 2E, Cash Settlement)													
9,202.43	9,014.09	9,135.06	0.02%	May 2026	---	---	---	---	9,140.25	---	---		9,484.25	---	---	---	---
				June 2026	---	---	---	---	9,162.50	---	---		---	---	---	---	---
				July 2026	---	---	---	---	9,176.50	---	---		---	---	---	---	---
				August 2026	---	---	---	---	9,194.25	---	---		---	---	---	---	---
				September 2026	---	---	---	---	9,208.50	---	---		---	---	---	---	---
				October 2026	---	---	---	---	9,222.75	---	---		---	---	---	---	---
				December 2026	---	---	---	---	9,254.75	---	---		---	---	---	---	---
				March 2027	---	---	---	---	9,301.00	---	---		---	---	---	---	---

Derivatives notes - <https://www.athexgroup.gr/en/market-data/statistics/eod-closing-prices/>

Fixing prices and final open positions can be retrieved from the following path <http://www.athexgroup.gr/en/market-data/statistics/eod-closing-prices>

Underlying Asset				Derivatives Market													
Price max	Price min	Closing price	change	Delivery Month	Open price	Price max	Price min	Last price	Closing price	Last Bid	Last Ask	Fixing price*	Life high	Life low	Trades	Volume	Open Interest
ADMIE (IPTO) HOLDING S.A. (CR)																	
(Contract Size: 100 Securities, Physical Delivery)																	
3.15	3.095	3.105	-0.16%	June 2026	3.13	3.13	3.12	3.13	3.13	---	---	---	3.14	---	5	46	8,217
				September 2026	---	---	---	---	3.14	---	---	---	---	---	---	---	---
				December 2026	---	---	---	---	3.15	---	---	---	---	---	---	---	---
				March 2027	---	---	---	---	3.17	---	---	---	---	---	---	---	---
AEGEAN AIRLINES (CR)																	
(Contract Size: 100 Securities, Physical Delivery)																	
12.45	12	12.35	1.23%	June 2026	11.29	11.58	11.23	11.50	11.50	---	---	---	15.15	---	57	208	2,537
				September 2026	---	---	---	---	12.30	---	---	---	---	---	---	---	---
				December 2026	---	---	---	---	12.36	---	---	---	---	---	---	---	---
				March 2027	---	---	---	---	12.42	---	---	---	---	---	---	---	---
AKTOR S.A. HOLDING CO. (CR)																	
(Contract Size: 100 Securities, Physical Delivery)																	
11.18	11.04	11.18	0.18%	June 2026	11.12	11.12	11.12	11.12	11.12	---	---	---	11.24	---	1	1	97,647
				September 2026	---	---	---	---	11.25	---	---	---	---	---	---	---	---
				December 2026	---	---	---	---	11.31	---	---	---	---	---	---	---	---
				March 2027	---	---	---	---	11.37	---	---	---	---	---	---	---	---
Allwyn AG (CR)																	
(Contract Size: 100 Securities, Physical Delivery)																	
13.4	13.1	13.15	-0.15%	June 2026	13.37	13.46	13.19	13.23	13.23	---	---	---	15.54	---	95	302	5,332
				September 2026	---	---	---	---	13.28	---	---	---	---	---	---	---	---
				December 2026	---	---	---	---	13.35	---	---	---	---	---	---	---	---
				March 2027	---	---	---	---	13.41	---	---	---	---	---	---	---	---
ALPHA BANK (CR)																	
(Contract Size: 100 Securities, Physical Delivery)																	
3.687	3.61	3.65	-1.19%	June 2026	3.68	3.70	3.62	3.67	3.67	---	---	---	4.50	---	320	7,037	60,623
				September 2026	---	---	---	---	3.72	---	---	---	---	---	---	---	---
				December 2026	---	---	---	---	3.74	---	---	---	---	---	---	---	---
				March 2027	---	---	---	---	3.76	---	---	---	---	---	---	---	---
ATHENS INTL AIRPORT (CR)																	
(Contract Size: 100 Securities, Physical Delivery)																	
10.33	9.965	10.24	-0.58%	June 2026	10.14	10.27	10.04	10.27	10.27	---	---	---	11.47	---	10	13	287
				September 2026	---	---	---	---	10.39	---	---	---	---	---	---	---	---
				December 2026	---	---	---	---	10.44	---	---	---	---	---	---	---	---
				March 2027	---	---	---	---	10.49	---	---	---	---	---	---	---	---
AUTOHELLAS SA (CR)																	
(Contract Size: 100 Securities, Physical Delivery)																	
12.16	12	12.08	0.67%	June 2026	11.21	11.21	11.21	11.21	11.21	---	---	---	11.60	---	1	5	126
				September 2026	---	---	---	---	12.10	---	---	---	---	---	---	---	---
				December 2026	---	---	---	---	12.16	---	---	---	---	---	---	---	---
				March 2027	---	---	---	---	12.22	---	---	---	---	---	---	---	---

Derivatives notes - <https://www.athexgroup.gr/en/market-data/statistics/eod-closing-prices/>

Fixing prices and final open positions can be retrieved from the following path <http://www.athexgroup.gr/en/market-data/statistics/eod-closing-prices>

Underlying Asset				Derivatives Market													
Price max	Price min	Closing price	change	Delivery Month	Open price	Price max	Price min	Last price	Closing price	Last Bid	Last Ask	Fixing price*	Life high	Life low	Trades	Volume	Open Interest
AVAX S.A. (CR)				(Contract Size: 100 Securities, Physical Delivery)													
3.155	3.1	3.125	0.00%	June 2026	3.17	3.17	3.15	3.15	3.15	---	---	---	3.27	---	9	9	2,346
				September 2026	---	---	---	---	3.15	---	---	---	---	---	---	---	---
				December 2026	---	---	---	---	3.17	---	---	---	---	---	---	---	---
				March 2027	---	---	---	---	3.18	---	---	---	---	---	---	---	---
BALLY'S INTRALOT (CR)				(Contract Size: 100 Securities, Physical Delivery)													
1.09	1.07	1.09	1.11%	June 2026	1.08	1.10	1.07	1.09	1.09	---	---	---	1.10	---	41	2,015	1,300,672
				September 2026	---	---	---	---	1.09	---	---	---	---	---	---	---	---
				December 2026	---	---	---	---	1.09	---	---	---	---	---	---	---	---
				March 2027	---	---	---	---	1.10	---	---	---	---	---	---	---	---
BANK OF CYPRUS (CR)				(Contract Size: 100 Securities, Physical Delivery)													
9.25	9.1	9.25	0.65%	June 2026	8.68	8.78	8.68	8.78	8.78	---	---	---	9.20	---	2	3	732
				September 2026	---	---	---	---	9.27	---	---	---	---	---	---	---	---
				December 2026	---	---	---	---	9.31	---	---	---	---	---	---	---	---
				March 2027	---	---	---	---	9.36	---	---	---	---	---	---	---	---
CC HBC AG (CR)				(Contract Size: 100 Securities, Physical Delivery)													
48.7	47.95	48.7	-0.10%	June 2026	47.00	47.03	46.95	47.02	47.02	---	---	---	52.01	---	6	24	107
				September 2026	---	---	---	---	49.15	---	---	---	---	---	---	---	---
				December 2026	---	---	---	---	49.40	---	---	---	---	---	---	---	---
				March 2027	---	---	---	---	49.65	---	---	---	---	---	---	---	---
CENERGY HOLDINGS (CB)				(Contract Size: 100 Securities, Physical Delivery)													
20.96	20.48	20.54	-2.19%	June 2026	20.79	20.96	20.54	20.66	20.66	---	---	---	21.30	---	15	85	4,134
				September 2026	---	---	---	---	21.17	---	---	---	---	---	---	---	---
				December 2026	---	---	---	---	21.28	---	---	---	---	---	---	---	---
				March 2027	---	---	---	---	21.39	---	---	---	---	---	---	---	---
CrediaBank (CR)				(Contract Size: 100 Securities, Physical Delivery)													
1.304	1.226	1.286	3.71%	June 2026	1.24	1.31	1.23	1.29	1.29	---	---	---	1.38	---	128	2,888	78,829
				September 2026	1.34	1.35	1.34	1.35	1.35	---	---	---	1.35	---	3	4	---
				December 2026	---	---	---	---	1.26	---	---	---	---	---	---	---	---
				March 2027	---	---	---	---	1.26	---	---	---	---	---	---	---	---
ELLAKTOR (CR)				(Contract Size: 100 Securities, Physical Delivery)													
1.39	1.35	1.36	-0.44%	June 2026	---	---	---	---	1.34	---	---	---	1.34	---	---	---	1,695
				September 2026	---	---	---	---	1.38	---	---	---	---	---	---	---	---
				December 2026	---	---	---	---	1.38	---	---	---	---	---	---	---	---
				March 2027	---	---	---	---	1.39	---	---	---	---	---	---	---	---

Derivatives notes - <https://www.athexgroup.gr/en/market-data/statistics/eod-closing-prices/>

Fixing prices and final open positions can be retrieved from the following path <http://www.athexgroup.gr/en/market-data/statistics/eod-closing-prices>

Underlying Asset				Derivatives Market													
Price max	Price min	Closing price	change	Delivery Month	Open price	Price max	Price min	Last price	Closing price	Last Bid	Last Ask	Fixing price*	Life high	Life low	Trades	Volume	Open Interest
ELVALHALCOR (CR)				(Contract Size: 100 Securities, Physical Delivery)													
3.995	3.915	3.98	-0.12%	June 2026	3.98	4.00	3.92	4.00	4.00	---	---	---	4.25	---	15	47	2,905
				September 2026	---	---	---	---	4.02	---	---	---	---	---	---	---	---
				December 2026	---	---	---	---	4.04	---	---	---	---	---	---	---	---
				March 2027	---	---	---	---	4.06	---	---	---	---	---	---	---	---
EUROBANK (CR)				(Contract Size: 100 Securities, Physical Delivery)													
3.984	3.851	3.92	0.00%	June 2026	3.87	3.94	3.80	3.88	3.88	---	---	---	4.07	---	90	1,172	28,605
				September 2026	---	---	---	---	3.95	---	---	---	---	---	---	---	---
				December 2026	---	---	---	---	3.97	---	---	---	---	---	---	---	---
				March 2027	---	---	---	---	3.99	---	---	---	---	---	---	---	---
EURONEXT ATHENS (CR)				(Contract Size: 100 Securities, Physical Delivery)													
7.25	7	7.08	-0.56%	June 2026	7.17	7.17	7.17	7.17	7.17	---	---	---	7.41	---	1	8	392
				September 2026	---	---	---	---	7.18	---	---	---	---	---	---	---	---
				December 2026	---	---	---	---	7.21	---	---	---	---	---	---	---	---
				March 2027	---	---	---	---	7.25	---	---	---	---	---	---	---	---
EYDAP S.A. (CR)				(Contract Size: 100 Securities, Physical Delivery)													
10.26	9.36	10.06	6.57%	June 2026	9.68	10.30	9.68	10.20	10.20	---	---	---	10.30	---	20	83	13,369
				September 2026	---	---	---	---	9.52	---	---	---	---	---	---	---	---
				December 2026	---	---	---	---	9.57	---	---	---	---	---	---	---	---
				March 2027	---	---	---	---	9.61	---	---	---	---	---	---	---	---
FOURLIS (CR)				(Contract Size: 100 Securities, Physical Delivery)													
4.85	4.725	4.775	0.32%	June 2026	4.90	4.90	4.76	4.77	4.77	---	---	---	4.94	---	11	63	2,919
				September 2026	---	---	---	---	4.80	---	---	---	---	---	---	---	---
				December 2026	---	---	---	---	4.82	---	---	---	---	---	---	---	---
				March 2027	---	---	---	---	4.85	---	---	---	---	---	---	---	---
GEK TERNA (CR)				(Contract Size: 100 Securities, Physical Delivery)													
41.44	40.64	41.28	0.19%	June 2026	41.36	41.50	41.19	41.29	41.29	---	---	---	41.70	---	20	117	5,065
				September 2026	---	---	---	---	41.54	---	---	---	---	---	---	---	---
				December 2026	---	---	---	---	41.75	---	---	---	---	---	---	---	---
				March 2027	---	---	---	---	41.96	---	---	---	---	---	---	---	---
HELLENiQ ENERGY (CR)				(Contract Size: 100 Securities, Physical Delivery)													
9.445	9.32	9.44	0.21%	June 2026	9.37	9.48	9.35	9.48	9.48	---	---	---	10.55	---	17	57	3,722
				September 2026	---	---	---	---	9.50	---	---	---	---	---	---	---	---
				December 2026	---	---	---	---	9.55	---	---	---	---	---	---	---	---
				March 2027	---	---	---	---	9.59	---	---	---	---	---	---	---	---

Derivatives notes - <https://www.athexgroup.gr/en/market-data/statistics/eod-closing-prices/>

Fixing prices and final open positions can be retrieved from the following path <http://www.athexgroup.gr/en/market-data/statistics/eod-closing-prices>

Underlying Asset				Derivatives Market													
Price max	Price min	Closing price	change	Delivery Month	Open price	Price max	Price min	Last price	Closing price	Last Bid	Last Ask	Fixing price*	Life high	Life low	Trades	Volume	Open Interest
INTRACOM HOLDINGS (CR) (Contract Size: 100 Securities, Physical Delivery)																	
3.15	3.07	3.14	0.64%	June 2026	3.14	3.18	3.10	3.17	3.17	---	---	---	3.20	---	25	37	12,195
				September 2026	---	---	---	---	3.15	---	---	---	---	---	---	---	---
				December 2026	---	---	---	---	3.16	---	---	---	---	---	---	---	---
				March 2027	---	---	---	---	3.18	---	---	---	---	---	---	---	---
JUMBO SA (CR) (Contract Size: 100 Securities, Physical Delivery)																	
24.3	23.5	23.7	-0.84%	June 2026	23.70	23.75	23.70	23.75	23.75	---	---	---	25.68	---	2	12	4,214
				September 2026	---	---	---	---	24.10	---	---	---	---	---	---	---	---
				December 2026	---	---	---	---	24.22	---	---	---	---	---	---	---	---
				March 2027	---	---	---	---	24.34	---	---	---	---	---	---	---	---
LAMDA DEVELOPMENT SA (CR) (Contract Size: 100 Securities, Physical Delivery)																	
6.18	6.105	6.12	-0.65%	June 2026	6.17	6.21	6.14	6.20	6.20	---	---	---	7.09	---	82	457	21,089
				September 2026	---	---	---	---	6.21	---	---	---	---	---	---	---	---
				December 2026	---	---	---	---	6.24	---	---	---	---	---	---	---	---
				March 2027	---	---	---	---	6.27	---	---	---	---	---	---	---	---
METLEN PLC (CR) (Contract Size: 100 Securities, Physical Delivery)																	
34.68	33.8	34.4	2.44%	June 2026	33.93	34.72	33.85	34.45	34.45	---	---	---	47.90	---	121	418	14,961
				September 2026	35.01	35.10	34.60	34.60	34.60	---	---	---	38.00	---	4	10	7
				December 2026	---	---	---	---	34.03	---	---	---	---	---	---	---	---
				March 2027	---	---	---	---	34.20	---	---	---	---	---	---	---	---
MIG (CR) (Contract Size: 100 Securities, Physical Delivery)																	
3.18	3.17	3.17	-0.31%	June 2026	---	---	---	---	3.25	---	---	---	3.43	---	---	---	145
				September 2026	---	---	---	---	3.21	---	---	---	---	---	---	---	---
				December 2026	---	---	---	---	3.22	---	---	---	---	---	---	---	---
				March 2027	---	---	---	---	3.24	---	---	---	---	---	---	---	---
MOTOR OIL (CR) (Contract Size: 100 Securities, Physical Delivery)																	
35.6	35.04	35.46	-0.39%	June 2026	---	---	---	---	35.68	---	---	---	39.97	---	---	---	245
				September 2026	---	---	---	---	35.89	---	---	---	---	---	---	---	---
				December 2026	---	---	---	---	36.07	---	---	---	---	---	---	---	---
				March 2027	---	---	---	---	36.25	---	---	---	---	---	---	---	---
NATIONAL BANK (CR) (Contract Size: 100 Securities, Physical Delivery)																	
14.43	14.07	14.28	-0.14%	June 2026	14.02	14.15	13.90	14.05	14.05	---	---	---	15.76	---	29	240	12,878
				September 2026	---	---	---	---	14.42	---	---	---	---	---	---	---	---
				December 2026	---	---	---	---	14.49	---	---	---	---	---	---	---	---
				March 2027	---	---	---	---	14.56	---	---	---	---	---	---	---	---

Derivatives notes - <https://www.athexgroup.gr/en/market-data/statistics/eod-closing-prices/>

Fixing prices and final open positions can be retrieved from the following path <http://www.athexgroup.gr/en/market-data/statistics/eod-closing-prices>

Underlying Asset				Derivatives Market													
Price max	Price min	Closing price	change	Delivery Month	Open price	Price max	Price min	Last price	Closing price	Last Bid	Last Ask	Fixing price*	Life high	Life low	Trades	Volume	Open Interest
OPTIMA BANK (CR)																	
(Contract Size: 100 Securities, Physical Delivery)																	
9.15	8.945	9.12	0.44%	June 2026	---	---	---	---	9.03	---	---	---	9.59	---	---	---	482
				September 2026	---	---	---	---	9.16	---	---	---	---	---	---	---	---
				December 2026	---	---	---	---	9.20	---	---	---	---	---	---	---	---
				March 2027	---	---	---	---	9.25	---	---	---	---	---	---	---	---
OTE (CR)																	
(Contract Size: 100 Securities, Physical Delivery)																	
18.36	18.07	18.16	-0.66%	June 2026	18.15	18.15	18.15	18.15	18.15	---	---	---	18.49	---	1	1	876
				September 2026	---	---	---	---	18.43	---	---	---	---	---	---	---	---
				December 2026	---	---	---	---	18.52	---	---	---	---	---	---	---	---
				March 2027	---	---	---	---	18.62	---	---	---	---	---	---	---	---
P.P.A. S.A. (CR)																	
(Contract Size: 100 Securities, Physical Delivery)																	
39.05	38.2	38.55	0.39%	June 2026	---	---	---	---	39.82	---	---	---	39.11	---	---	---	41
				September 2026	---	---	---	---	38.72	---	---	---	---	---	---	---	---
				December 2026	---	---	---	---	38.91	---	---	---	---	---	---	---	---
				March 2027	---	---	---	---	39.11	---	---	---	---	---	---	---	---
PIRAEUS BANK (CR)																	
(Contract Size: 100 Securities, Physical Delivery)																	
8.41	8.174	8.384	1.31%	June 2026	8.23	8.42	8.18	8.40	8.40	---	---	---	8.90	---	215	3,133	44,948
				September 2026	---	---	---	---	8.34	---	---	---	---	---	---	---	---
				December 2026	---	---	---	---	8.39	---	---	---	---	---	---	---	---
				March 2027	---	---	---	---	8.43	---	---	---	---	---	---	---	---
PPC (CR)																	
(Contract Size: 100 Securities, Physical Delivery)																	
18.74	18.3	18.63	0.76%	June 2026	18.54	18.77	18.40	18.59	18.59	---	---	---	20.10	---	26	133	18,378
				September 2026	18.63	18.63	18.63	18.63	18.63	---	---	---	18.63	---	1	20	---
				December 2026	---	---	---	---	18.74	---	---	---	---	---	---	---	---
				March 2027	---	---	---	---	18.83	---	---	---	---	---	---	---	---
QUEST HOLDINGS (CR)																	
(Contract Size: 100 Securities, Physical Delivery)																	
7.09	6.84	7.09	1.58%	June 2026	---	---	---	---	6.93	---	---	---	6.93	---	---	---	251
				September 2026	---	---	---	---	7.04	---	---	---	---	---	---	---	---
				December 2026	---	---	---	---	7.07	---	---	---	---	---	---	---	---
				March 2027	---	---	---	---	7.11	---	---	---	---	---	---	---	---
TITAN (CB)																	
(Contract Size: 100 Securities, Physical Delivery)																	
47	45.8	46.92	1.60%	June 2026	---	---	---	---	46.53	---	---	---	49.82	---	---	---	379
				September 2026	---	---	---	---	46.56	---	---	---	---	---	---	---	---
				December 2026	---	---	---	---	46.80	---	---	---	---	---	---	---	---
				March 2027	---	---	---	---	47.03	---	---	---	---	---	---	---	---

Derivatives notes - <https://www.athexgroup.gr/en/market-data/statistics/eod-closing-prices/>

Fixing prices and final open positions can be retrieved from the following path <http://www.athexgroup.gr/en/market-data/statistics/eod-closing-prices>

Underlying Asset				Derivatives Market													
Price max	Price min	Closing price	change	Delivery Month	Open price	Price max	Price min	Last price	Closing price	Last Bid	Last Ask	Fixing price*	Life high	Life low	Trades	Volume	Open Interest
VIOHALCO SA/NV (CB)				(Contract Size: 100 Securities, Physical Delivery)													
14.32	14	14.02	-1.68%	June 2026	14.19	14.29	14.06	14.10	14.10	---	---	---	15.02	---	20	33	2,027
				September 2026	---	---	---	---	14.38	---	---	---	---	---	---	---	---
				December 2026	---	---	---	---	14.45	---	---	---	---	---	---	---	---
				March 2027	---	---	---	---	14.52	---	---	---	---	---	---	---	---

Derivatives notes - <https://www.athexgroup.gr/en/market-data/statistics/eod-closing-prices/>

Fixing prices and final open positions can be retrieved from the following path <http://www.athexgroup.gr/en/market-data/statistics/eod-closing-prices>

FTSE/Athex Large Cap

(Trade Unit: 1 Index Point x 2€ - Exercise Style: European, Cash Settlement)

Exerise Price	Call Options														Put Options																							
	May 2026							June 2026							Other Months		May 2026							June 2026							Other Months		Exerise Price					
	Open price	Price max	Price min	Last price	Closing price	Volume	Open Interest	Open price	Price max	Price min	Last price	Closing price	Volume	Open Interest	Volume	Open Interest	Open price	Price max	Price min	Last price	Closing price	Volume	Open Interest	Open price	Price max	Price min	Last price	Closing price	Volume	Open Interest	Volume	Open Interest						
4,000	-	-	-	-	-	-	-	0.00	0.00	0.00	-	1,640.00	-	-	-	-	-	-	-	-	-	-	-	0.00	0.00	0.00	-	0.13	-	-	-	-		4,000				
4,100	-	-	-	-	-	-	-	0.00	0.00	0.00	-	1,540.00	-	-	-	-	-	-	-	-	-	-	-	0.00	0.00	0.00	-	0.30	-	-	-	-	4,100					
4,200	-	-	-	-	-	-	-	0.00	0.00	0.00	-	1,441.00	-	-	-	-	-	-	-	-	-	-	-	0.00	0.00	0.00	-	0.63	-	-	-	-	4,200					
4,300	-	-	-	-	-	-	-	0.00	0.00	0.00	-	1,342.00	-	-	-	-	-	-	-	-	-	-	-	0.00	0.00	0.00	-	1.20	-	-	-	-	4,300					
4,400	-	-	-	-	-	-	-	0.00	0.00	0.00	-	1,243.00	-	-	-	-	-	-	-	-	-	-	-	0.00	0.00	0.00	-	2.30	-	-	-	-	4,400					
4,450	-	-	-	-	-	-	-	0.00	0.00	0.00	-	1,194.00	-	-	-	-	-	-	-	-	-	-	-	0.00	0.00	0.00	-	3.10	-	-	-	-	4,450					
4,500	-	-	-	-	-	-	-	0.00	0.00	0.00	-	1,145.00	-	-	-	-	-	-	-	-	-	-	-	0.00	0.00	0.00	-	4.20	-	-	-	-	4,500					
4,550	-	-	-	-	-	-	-	0.00	0.00	0.00	-	1,097.00	-	-	-	-	-	-	-	-	-	-	-	0.00	0.00	0.00	-	5.50	-	-	-	-	4,550					
4,600	0.00	0.00	0.00	-	1,050.00	-	-	0.00	0.00	0.00	-	1,049.00	-	-	-	-	-	-	-	-	-	-	-	0.00	0.00	0.00	-	7.10	-	-	-	-	4,600					
4,650	0.00	0.00	0.00	-	1,000.00	-	-	0.00	0.00	0.00	-	1,001.00	-	-	-	-	-	-	-	-	-	-	-	0.00	0.00	0.00	-	9.10	-	-	-	-	4,650					
4,700	0.00	0.00	0.00	-	950.00	-	-	0.00	0.00	0.00	-	954.00	-	-	-	-	-	-	-	-	-	-	-	0.00	0.00	0.00	-	11.50	-	-	-	-	4,700					
4,750	0.00	0.00	0.00	-	901.00	-	-	0.00	0.00	0.00	-	907.00	-	-	-	-	-	-	-	-	-	-	-	0.00	0.00	0.00	-	14.50	-	-	-	-	4,750					
4,800	0.00	0.00	0.00	-	852.00	-	-	0.00	0.00	0.00	-	861.00	-	-	-	-	-	-	-	-	-	-	-	0.00	0.00	0.00	-	18.25	-	-	-	-	4,800					
4,850	0.00	0.00	0.00	-	802.00	-	-	0.00	0.00	0.00	-	815.00	-	-	-	-	-	-	-	-	-	-	-	0.00	0.00	0.00	-	22.50	-	-	-	-	4,850					
4,900	0.00	0.00	0.00	-	754.00	-	-	0.00	0.00	0.00	-	770.00	-	-	-	-	-	-	-	-	-	-	-	0.00	0.00	0.00	-	27.75	-	-	-	-	4,900					
4,950	0.00	0.00	0.00	-	705.00	-	-	0.00	0.00	0.00	-	726.00	-	-	-	-	-	-	-	-	-	-	-	0.00	0.00	0.00	-	33.75	-	-	-	-	4,950					
5,000	0.00	0.00	0.00	-	657.00	-	-	0.00	0.00	0.00	-	683.00	-	-	-	-	-	-	-	-	-	-	-	0.00	0.00	0.00	-	40.50	-	-	-	-	5,000					
5,050	0.00	0.00	0.00	-	610.00	-	33	0.00	0.00	0.00	-	642.00	-	-	-	-	-	-	-	-	-	-	-	0.00	0.00	0.00	-	48.50	-	-	-	-	5,050					
5,100	0.00	0.00	0.00	-	564.00	-	50	0.00	0.00	0.00	-	601.00	-	-	-	-	-	-	-	-	-	-	-	0.00	0.00	0.00	-	57.50	-	-	-	-	5,100					
5,150	0.00	0.00	0.00	-	519.00	-	51	0.00	0.00	0.00	-	561.00	-	-	-	-	-	-	-	-	-	-	-	0.00	0.00	0.00	-	68.00	-	-	-	-	5,150					
5,200	0.00	0.00	0.00	-	475.00	-	45	0.00	0.00	0.00	-	523.00	-	-	-	-	-	-	-	-	-	-	-	0.00	0.00	0.00	-	79.50	-	-	-	-	5,200					
5,250	0.00	0.00	0.00	-	432.00	-	32	0.00	0.00	0.00	-	486.00	-	-	-	-	-	-	-	-	-	-	-	0.00	0.00	0.00	-	92.50	-	-	-	-	5,250					
5,300	0.00	0.00	0.00	-	392.00	-	30	0.00	0.00	0.00	-	451.00	-	-	-	-	-	-	-	-	-	-	-	0.00	0.00	0.00	-	107.00	-	-	-	-	5,300					
5,350	0.00	0.00	0.00	-	352.00	-	30	0.00	0.00	0.00	-	417.00	-	-	-	-	-	-	-	-	-	-	-	0.00	0.00	0.00	-	123.00	-	-	-	-	5,350					
5,400	0.00	0.00	0.00	-	315.00	-	30	0.00	0.00	0.00	-	384.00	-	-	-	-	-	-	-	-	-	-	-	0.00	0.00	0.00	-	140.00	-	-	-	-	5,400					
5,450	0.00	0.00	0.00	-	280.00	-	30	0.00	0.00	0.00	-	354.00	-	-	-	-	-	-	-	-	-	-	-	0.00	0.00	0.00	-	159.00	-	-	-	-	5,450					
5,500	0.00	0.00	0.00	-	248.00	-	30	0.00	0.00	0.00	-	324.00	-	-	-	-	-	-	-	-	-	-	-	0.00	0.00	0.00	-	180.00	-	-	-	-	5,500					
5,550	0.00	0.00	0.00	-	217.00	-	-	0.00	0.00	0.00	-	297.00	-	-	-	-	-	-	-	-	-	-	120.00	0.00	0.00	120.00	120.00	120.00	30	10	0.00	0.00	0.00	-	202.00	-	-	5,550
5,600	172.00	172.00	172.00	172.00	172.00	30	30	0.00	0.00	0.00	-	271.00	-	-	-	-	-	-	-	-	-	-	-	0.00	172.00	0.00	-	138.00	-	21	0.00	0.00	0.00	-	226.00	-	-	5,600
5,650	0.00	0.00	0.00	-	164.00	-	90	0.00	0.00	0.00	-	246.00	-	-	-	-	-	-	-	-	-	-	-	0.00	0.00	0.00	-	251.00	-	-	-	-	5,650					
5,700	120.00	120.00	120.00	120.00	120.00	1	95	0.00	0.00	0.00	-	223.00	-	30	-	-	-	-	-	-	-	-	-	0.00	120.00	0.00	-	190.00	-	31	0.00	0.00	0.00	-	278.00	-	30	5,700
5,750	0.00	0.00	0.00	-	120.00	-	34	0.00	0.00	0.00	-	202.00	-	31	-	-	-	-	-	-	-	-	-	0.00	0.00	0.00	-	307.00	-	30	-	-	5,750					
5,800	0.00	0.00	0.00	-	102.00	-	93	0.00	0.00	0.00	-	182.00	-	30	-	-	-	-	-	-	-	-	-	0.00	0.00	0.00	-	337.00	-	30	-	-	5,800					
5,850	80.00	80.00	65.00	65.00	65.00	11	181	0.00	0.00	0.00	-	164.00	-	-	-	-	-	-	-	-	-	-	0.00	80.00	0.00	-	284.00	-	35	0.00	0.00	0.00	-	368.00	-	60	5,850	
5,900	0.00	0.00	0.00	-	71.00	-	18	0.00	0.00	0.00	-	147.00	-	-	-	-	-	-	-	-	-	-	-	0.00	0.00	0.00	-	401.00	-	-	-	-	5,900					
5,950	0.00	0.00	0.00	-	59.00	-	27	0.00	0.00	0.00	-	131.00	-	15	-	-	-	-	-	-	-	-	-	0.00	0.00	0.00	-	435.00	-	-	-	-	5,950					

FTSE/Athex Large Cap

(Trade Unit: 1 Index Point x 2€ - Exercise Style: European, Cash Settlement)

Call Options															Put Options																				
Exercise Price	May 2026							June 2026							Other Months		May 2026							June 2026							Other Months		Exercise Price		
	Open price	Price max	Price min	Last price	Closing price	Volume	Open Interest	Open price	Price max	Price min	Last price	Closing price	Volume	Open Interest	Volume	Open Interest	Open price	Price max	Price min	Last price	Closing price	Volume	Open Interest	Open price	Price max	Price min	Last price	Closing price	Volume	Open Interest	Volume	Open Interest			
6,000	0.00	0.00	0.00	-	48.25	-	10	0.00	0.00	0.00	-	117.00	-	-			0.00	0.00	0.00	-	397.00	-	-	0.00	0.00	0.00	-	471.00	-	-			6,000		
6,050	0.00	0.00	0.00	-	39.50	-	10	0.00	0.00	0.00	-	104.00	-	-			0.00	0.00	0.00	-	438.00	-	-	0.00	0.00	0.00	-	508.00	-	-			6,050		
6,100	0.00	0.00	0.00	-	32.00	-	-	0.00	0.00	0.00	-	92.50	-	-			0.00	0.00	0.00	-	480.00	-	-	0.00	0.00	0.00	-	546.00	-	-			6,100		
6,150	0.00	0.00	0.00	-	25.50	-	-	0.00	0.00	0.00	-	82.00	-	-			0.00	0.00	0.00	-	524.00	-	-	0.00	0.00	0.00	-	585.00	-	-			6,150		
6,200	0.00	0.00	0.00	-	20.50	-	-	0.00	0.00	0.00	-	72.00	-	-			0.00	0.00	0.00	-	569.00	-	-	0.00	0.00	0.00	-	625.00	-	-			6,200		
6,250	0.00	0.00	0.00	-	16.25	-	-	0.00	0.00	0.00	-	63.50	-	-			0.00	0.00	0.00	-	614.00	-	-	0.00	0.00	0.00	-	667.00	-	-			6,250		
6,300	0.00	0.00	0.00	-	12.75	-	-	0.00	0.00	0.00	-	55.50	-	-			0.00	0.00	0.00	-	661.00	-	-	0.00	0.00	0.00	-	709.00	-	-			6,300		
6,350	0.00	0.00	0.00	-	9.90	-	-	0.00	0.00	0.00	-	48.75	-	-			0.00	0.00	0.00	-	708.00	-	-	0.00	0.00	0.00	-	751.00	-	-			6,350		
6,400	0.00	0.00	0.00	-	7.60	-	-	0.00	0.00	0.00	-	42.50	-	-			0.00	0.00	0.00	-	756.00	-	-	0.00	0.00	0.00	-	795.00	-	-			6,400		
6,450	-	-	-	-	-	-	-	0.00	0.00	0.00	-	37.00	-	-			-	-	-	-	-	-	-	0.00	0.00	0.00	-	839.00	-	-			6,450		
6,500	-	-	-	-	-	-	-	0.00	0.00	0.00	-	32.25	-	-			-	-	-	-	-	-	-	0.00	0.00	0.00	-	884.00	-	-			6,500		
6,550	-	-	-	-	-	-	-	0.00	0.00	0.00	-	27.75	-	-			-	-	-	-	-	-	-	0.00	0.00	0.00	-	930.00	-	-			6,550		
6,600	-	-	-	-	-	-	-	0.00	0.00	0.00	-	24.00	-	-			-	-	-	-	-	-	-	0.00	0.00	0.00	-	976.00	-	-			6,600		
6,650	-	-	-	-	-	-	-	0.00	0.00	0.00	-	20.75	-	-			-	-	-	-	-	-	-	0.00	0.00	0.00	-	1,023.00	-	-			6,650		
Totals:						42	949							0	106	0	0							30	1,133							0	150	0	0
Number of Trades:						5							0	0							1							0	0						

Allwyn AG (CR)

(Contract Size: 100 Securities, Exercise Style: American, Physical Delivery)

Call Options																Put Options																	
Exercise Price	May 2026						June 2026						Other Months		May 2026						June 2026						Other Months		Exercise Price				
	Open price	Price max	Price min	Last price	Closing price	Volume	Open Interest	Open price	Price max	Price min	Last price	Closing price	Volume	Open Interest	Volume	Open Interest	Open price	Price max	Price min	Last price	Closing price	Volume	Open Interest	Open price	Price max	Price min	Last price	Closing price		Volume	Open Interest	Volume	Open Interest
9.000	0.000	0.000	0.000		4.18	-	-	0.000	0.000	0.000		4.20	-	-			0.000	0.000	0.000		0.001	-	-	0.000	0.000	0.000		0.001	-	-			0.090
9.250	0.000	0.000	0.000		3.93	-	-	0.000	0.000	0.000		3.95	-	-			0.000	0.000	0.000		0.002	-	-	0.000	0.000	0.000		0.002	-	-			0.093
9.500	0.000	0.000	0.000		3.68	-	-	0.000	0.000	0.000		3.70	-	-			0.000	0.000	0.000		0.004	-	-	0.000	0.000	0.000		0.003	-	-			0.095
9.750	0.000	0.000	0.000		3.43	-	-	0.000	0.000	0.000		3.46	-	-			0.000	0.000	0.000		0.007	-	-	0.000	0.000	0.000		0.006	-	-			0.098
10.000	0.000	0.000	0.000		3.18	-	-	0.000	0.000	0.000		3.21	-	-			0.000	0.000	0.000		0.001	-	-	0.000	0.000	0.000		0.011	-	-			0.100
10.500	0.000	0.000	0.000		2.69	-	-	0.000	0.000	0.000		2.73	-	-			0.000	0.000	0.000		0.002	-	-	0.000	0.000	0.000		0.028	-	-			0.105
11.000	0.000	0.000	0.000		2.19	-	-	0.000	0.000	0.000		2.27	-	-			0.000	0.000	0.000		0.009	-	-	0.000	0.000	0.000		0.066	-	-			0.110
11.500	0.000	0.000	0.000		1.72	-	-	0.000	0.000	0.000		1.84	-	-			0.000	0.000	0.000		0.033	-	-	0.000	0.000	0.000		0.133	-	-			0.115
12.000	0.000	0.000	0.000		1.28	-	-	0.000	0.000	0.000		1.45	-	-			0.000	0.000	0.000		0.090	-	15	0.000	0.000	0.000		0.239	-	-			0.120
12.500	0.000	0.000	0.000		0.886	-	-	0.000	0.000	0.000		1.10	-	-			0.000	0.000	0.000		0.200	-	-	0.000	0.000	0.000		0.396	-	-			0.125
13.000	0.000	0.000	0.000		0.577	-	-	0.000	0.000	0.000		0.817	-	-			0.000	0.000	0.000		0.391	-	-	0.000	0.000	0.000		0.607	-	-			0.130
13.500	0.000	0.000	0.000		0.343	-	15	0.000	0.000	0.000		0.585	-	-			0.000	0.000	0.000		0.657	-	5	0.000	0.000	0.000		0.876	-	-			0.135
14.000	0.000	0.000	0.000		0.192	-	15	0.000	0.000	0.000		0.406	-	-			0.000	0.000	0.000		1.01	-	25	0.000	0.000	0.000		1.20	-	-			0.140
14.500	0.000	0.000	0.000		0.097	-	15	0.000	0.000	0.000		0.273	-	-			0.000	0.000	0.000		1.41	-	15	0.000	0.000	0.000		1.57	-	-			0.145
15.000	0.000	0.000	0.000		0.044	-	30	0.000	0.000	0.000		0.178	-	-			0.000	0.000	0.000		1.86	-	-	0.000	0.000	0.000		1.97	-	-			0.150
15.500	0.000	0.000	0.000		0.020	-	-	0.000	0.000	0.000		0.112	-	-			0.000	0.000	0.000		2.34	-	-	0.000	0.000	0.000		2.41	-	-			0.155
16.000	0.000	0.000	0.000		0.008	-	-	0.000	0.000	0.000		0.067	-	-			0.000	0.000	0.000		2.83	-	-	0.000	0.000	0.000		2.87	-	-			0.160
16.500	0.000	0.000	0.000		0.003	-	-	0.000	0.000	0.000		0.040	-	-			0.000	0.000	0.000		3.33	-	-	0.000	0.000	0.000		3.34	-	-			0.165
17.000	0.000	0.000	0.000		0.001	-	-	0.000	0.000	0.000		0.024	-	-			0.000	0.000	0.000		3.83	-	-	0.000	0.000	0.000		3.83	-	-			0.170
17.500	0.000	0.000	0.000		0.001	-	-	0.000	0.000	0.000		0.014	-	-			0.000	0.000	0.000		4.33	-	-	0.000	0.000	0.000		4.33	-	-			0.175
18.000	0.000	0.000	0.000		0.001	-	-	0.000	0.000	0.000		0.007	-	-			0.000	0.000	0.000		4.83	-	-	0.000	0.000	0.000		4.83	-	-			0.180
18.500	0.000	0.000	0.000		0.004	-	-	0.000	0.000	0.000		0.004	-	-			0.000	0.000	0.000		5.33	-	-	0.000	0.000	0.000		5.33	-	-			0.185
19.000	0.000	0.000	0.000		0.002	-	-	0.000	0.000	0.000		0.002	-	-			0.000	0.000	0.000		5.83	-	50	0.000	0.000	0.000		5.83	-	-			0.190
19.500	0.000	0.000	0.000		0.001	-	-	0.000	0.000	0.000		0.001	-	-			0.000	0.000	0.000		6.33	-	50	0.000	0.000	0.000		6.33	-	-			0.195
20.000	0.000	0.000	0.000		0.001	-	-	0.000	0.000	0.000		0.001	-	-			0.000	0.000	0.000		6.83	-	-	0.000	0.000	0.000		6.83	-	-			0.200
21.000	0.000	0.000	0.000		0.001	-	-	0.000	0.000	0.000		0.001	-	-			0.000	0.000	0.000		7.83	-	-	0.000	0.000	0.000		7.83	-	-			0.210
22.000	0.000	0.000	0.000		0.001	-	-	0.000	0.000	0.000		0.001	-	-			0.000	0.000	0.000		8.83	-	-	0.000	0.000	0.000		8.83	-	-			0.220
23.000	0.000	0.000	0.000		0.001	-	-	0.000	0.000	0.000		0.001	-	-			0.000	0.000	0.000		9.83	-	-	0.000	0.000	0.000		9.83	-	-			0.230
24.000						-	-	0.000	0.000	0.000		0.001	-	-								-	-	0.000	0.000	0.000		10.83	-	-			0.240
25.000						-	-	0.000	0.000	0.000		0.002	-	-								-	-	0.000	0.000	0.000		11.83	-	-			0.250
26.000						-	-	0.000	0.000	0.000		0.001	-	-								-	-	0.000	0.000	0.000		12.83	-	-			0.260
27.000						-	-	0.000	0.000	0.000		0.001	-	-								-	-	0.000	0.000	0.000		13.83	-	-			0.270
28.000						-	-	0.000	0.000	0.000		0.001	-	-								-	-	0.000	0.000	0.000		14.83	-	-			0.280
29.000						-	-	0.000	0.000	0.000		0.001	-	-								-	-	0.000	0.000	0.000		15.83	-	-			0.290
30.000						-	-	0.000	0.000	0.000		0.001	-	-								-	-	0.000	0.000	0.000		16.83	-	-			0.300

Allwyn AG (CR)

(Contract Size: 100 Securities, Exercise Style: American, Physical Delivery)

		Call Options														Put Options																				
		May 2026						June 2026						Other Months		May 2026						June 2026					Other Months									
Exercise Price	Open price	Price max	Price min	Last price	Closing price	Volume	Open Interest	Open price	Price max	Price min	Last price	Closing price	Volume	Open Interest	Volume	Open Interest	Open price	Price max	Price min	Last price	Closing price	Volume	Open Interest	Open price	Price max	Price min	Last price	Closing price	Volume	Open Interest	Volume	Open Interest	Exercise Price			
Totals:						0	75							0	0	0	0							0	160							0	0	0	0	
Number of Trades:							0							0			0							0.00							0			0		

ALPHA BANK (CR)

(Contract Size: 100 Securities, Exercise Style: American, Physical Delivery)

Call Options														Put Options																		
May 2026							June 2026							Other Months		May 2026							June 2026							Other Months		Exercise Price
Open price	Price max	Price min	Last price	Closing price	Volume	Open Interest	Open price	Price max	Price min	Last price	Closing price	Volume	Open Interest	Volume	Open Interest	Open price	Price max	Price min	Last price	Closing price	Volume	Open Interest	Open price	Price max	Price min	Last price	Closing price	Volume	Open Interest	Volume	Open Interest	
2.000	0.000	0.000	0.000	1.69	-	-	0.000	0.000	0.000	1.70	-	-			0.000	0.000	0.000	0.001	-	-	0.000	0.000	0.000	0.001	-	-					0.020	
2.100	0.000	0.000	0.000	1.59	-	-	0.000	0.000	0.000	1.60	-	-			0.000	0.000	0.000	0.001	-	-	0.000	0.000	0.000	0.001	-	-					0.021	
2.200	0.000	0.000	0.000	1.49	-	-	0.000	0.000	0.000	1.50	-	-			0.000	0.000	0.000	0.001	-	-	0.000	0.000	0.000	0.002	-	-					0.022	
2.300	0.000	0.000	0.000	1.39	-	-	0.000	0.000	0.000	1.40	-	-			0.000	0.000	0.000	0.001	-	-	0.000	0.000	0.000	0.001	-	-					0.023	
2.400	0.000	0.000	0.000	1.29	-	-	0.000	0.000	0.000	1.30	-	-			0.000	0.000	0.000	0.001	-	-	0.000	0.000	0.000	0.002	-	-					0.024	
2.500	0.000	0.000	0.000	1.19	-	-	0.000	0.000	0.000	1.20	-	-			0.000	0.000	0.000	0.002	-	-	0.000	0.000	0.000	0.004	-	-					0.025	
2.600	0.000	0.000	0.000	1.09	-	-	0.000	0.000	0.000	1.11	-	-			0.000	0.000	0.000	0.004	-	-	0.000	0.000	0.000	0.007	-	-					0.026	
2.700	0.000	0.000	0.000	0.994	-	-	0.000	0.000	0.000	1.01	-	-			0.000	0.000	0.000	0.001	-	-	0.000	0.000	0.000	0.011	-	-					0.027	
2.800	0.000	0.000	0.000	0.895	-	-	0.000	0.000	0.000	0.917	-	-			0.000	0.000	0.000	0.002	-	-	0.000	0.000	0.000	0.018	-	-					0.028	
2.900	0.000	0.000	0.000	0.798	-	-	0.000	0.000	0.000	0.828	-	-			0.000	0.000	0.000	0.004	-	-	0.000	0.000	0.000	0.029	-	-					0.029	
3.000	0.000	0.000	0.000	0.702	-	-	0.000	0.000	0.000	0.741	-	-			0.000	0.000	0.000	0.008	-	-	0.000	0.000	0.000	0.042	-	-					0.030	
3.100	0.000	0.000	0.000	0.609	-	4	0.000	0.000	0.000	0.660	-	-			0.000	0.000	0.000	0.016	-	-	0.000	0.000	0.000	0.060	-	-					0.031	
3.200	0.000	0.000	0.000	0.521	-	-	0.000	0.000	0.000	0.583	-	-			0.000	0.000	0.000	0.027	-	-	0.000	0.000	0.000	0.083	-	-					0.032	
3.300	0.000	0.000	0.000	0.438	-	15	0.000	0.000	0.000	0.509	-	-			0.000	0.000	0.000	0.044	-	-	0.000	0.000	0.000	0.109	-	-					0.033	
3.400	0.000	0.000	0.000	0.363	-	-	0.000	0.000	0.000	0.444	-	-			0.000	0.000	0.000	0.068	-	-	0.000	0.000	0.000	0.144	-	-					0.034	
3.500	0.000	0.000	0.000	0.295	-	-	0.000	0.000	0.000	0.381	-	-			0.000	0.000	0.000	0.100	-	-	0.000	0.000	0.000	0.181	-	-					0.035	
3.600	0.000	0.000	0.000	0.235	-	-	0.000	0.000	0.000	0.329	-	-			0.000	0.000	0.000	0.140	-	-	0.000	0.000	0.000	0.228	-	-					0.036	
3.700	0.000	0.000	0.000	0.182	-	-	0.000	0.000	0.000	0.278	-	-			0.000	0.000	0.000	0.188	-	-	0.000	0.000	0.000	0.277	-	-					0.037	
3.800	0.000	0.000	0.000	0.140	-	-	0.000	0.000	0.000	0.237	-	-			0.000	0.000	0.000	0.246	-	-	0.000	0.000	0.000	0.335	-	-					0.038	
3.900	0.000	0.000	0.000	0.106	-	-	0.000	0.000	0.000	0.196	-	-			0.000	0.000	0.000	0.311	-	-	0.000	0.000	0.000	0.395	-	-					0.039	
4.000	0.000	0.000	0.000	0.078	-	10	0.000	0.000	0.000	0.165	-	10			0.000	0.000	0.000	0.383	-	-	0.000	0.000	0.000	0.464	-	-					0.040	
4.250	0.000	0.000	0.000	0.033	-	-	0.000	0.000	0.000	0.102	-	-			0.000	0.000	0.000	0.589	-	-	0.000	0.000	0.000	0.651	-	-					0.043	
4.400					-	-	0.000	0.000	0.000	0.074	-	-							-	-	0.000	0.000	0.000	0.774	-	-					0.044	
4.500	0.000	0.000	0.000	0.013	-	-	0.000	0.000	0.000	0.060	-	-			0.000	0.000	0.000	0.819	-	-	0.000	0.000	0.000	0.859	-	-					0.045	
4.750	0.000	0.000	0.000	0.004	-	-	0.000	0.000	0.000	0.034	-	-			0.000	0.000	0.000	1.06	-	-	0.000	0.000	0.000	1.08	-	-					0.048	
4.800					-	-	0.000	0.000	0.000	0.030	-	-							-	-	0.000	0.000	0.000	1.13	-	-					0.048	
5.000	0.000	0.000	0.000	0.001	-	-	0.000	0.000	0.000	0.019	-	-			0.000	0.000	0.000	1.31	-	-	0.000	0.000	0.000	1.32	-	-					0.050	
5.250	0.000	0.000	0.000	0.002	-	-	0.000	0.000	0.000	0.010	-	-			0.000	0.000	0.000	1.56	-	-	0.000	0.000	0.000	1.56	-	-					0.053	
5.500	0.000	0.000	0.000	0.001	-	-	0.000	0.000	0.000	0.005	-	-			0.000	0.000	0.000	1.81	-	-	0.000	0.000	0.000	1.81	-	-					0.055	
5.750	0.000	0.000	0.000	0.001	-	-	0.000	0.000	0.000	0.003	-	-			0.000	0.000	0.000	2.06	-	-	0.000	0.000	0.000	2.06	-	-					0.058	
6.000	0.000	0.000	0.000	0.001	-	-	0.000	0.000	0.000	0.001	-	-			0.000	0.000	0.000	2.31	-	-	0.000	0.000	0.000	2.31	-	-					0.060	
6.250	0.000	0.000	0.000	0.001	-	-	0.000	0.000	0.000	0.001	-	-			0.000	0.000	0.000	2.56	-	-	0.000	0.000	0.000	2.56	-	-					0.063	
6.500					-	-	0.000	0.000	0.000	0.001	-	-							-	-	0.000	0.000	0.000	2.81	-	-					0.065	
6.750					-	-	0.000	0.000	0.000	0.001	-	-							-	-	0.000	0.000	0.000	3.06	-	-					0.068	
7.000					-	-	0.000	0.000	0.000	0.001	-	-							-	-	0.000	0.000	0.000	3.31	-	-					0.070	

ALPHA BANK (CR)

(Contract Size: 100 Securities, Exercise Style: American, Physical Delivery)

	Call Options														Put Options																					
	May 2026						June 2026						Other Months		May 2026						June 2026						Other Months									
Exercise Price	Open price	Price max	Price min	Last price	Closing price	Volume	Open Interest	Open price	Price max	Price min	Last price	Closing price	Volume	Open Interest	Volume	Open Interest	Open price	Price max	Price min	Last price	Closing price	Volume	Open Interest	Open price	Price max	Price min	Last price	Closing price	Volume	Open Interest	Volume	Open Interest	Exercise Price			
Totals:						0	29							0	10	0	0							0	0							0	0	0	0	
Number of Trades:							0							0										0.00							0			0		

NATIONAL BANK (CR)

(Contract Size: 100 Securities, Exercise Style: American, Physical Delivery)

Call Options																Put Options																	
Exercise Price	May 2026						June 2026						Other Months		May 2026						June 2026						Other Months		Exercise Price				
	Open price	Price max	Price min	Last price	Closing price	Volume	Open Interest	Open price	Price max	Price min	Last price	Closing price	Volume	Open Interest	Volume	Open Interest	Open price	Price max	Price min	Last price	Closing price	Volume	Open Interest	Open price	Price max	Price min	Last price	Closing price		Volume	Open Interest	Volume	Open Interest
8.250						-	-	0.000	0.000	0.000	6.08	-	-											0.000	0.000	0.000	0.001	-	-			0.083	
8.400						-	-	0.000	0.000	0.000	5.93	-	-											0.000	0.000	0.000	0.001	-	-			0.084	
8.500						-	-	0.000	0.000	0.000	5.83	-	-											0.000	0.000	0.000	0.001	-	-			0.085	
8.750	0.000	0.000	0.000		5.56	-	-	0.000	0.000	0.000	5.58	-	-			0.000	0.000	0.000	0.001	-	-			0.000	0.000	0.000	0.002	-	-			0.088	
8.800						-	-	0.000	0.000	0.000	5.53	-	-											0.000	0.000	0.000	0.002	-	-			0.088	
9.000	0.000	0.000	0.000		5.31	-	-	0.000	0.000	0.000	5.33	-	-			0.000	0.000	0.000	0.001	-	-			0.000	0.000	0.000	0.003	-	-			0.090	
9.200						-	-	0.000	0.000	0.000	5.13	-	-											0.000	0.000	0.000	0.004	-	-			0.092	
9.250	0.000	0.000	0.000		5.06	-	-	0.000	0.000	0.000	5.08	-	-			0.000	0.000	0.000	0.002	-	-			0.000	0.000	0.000	0.004	-	-			0.093	
9.500	0.000	0.000	0.000		4.81	-	-	0.000	0.000	0.000	4.84	-	-			0.000	0.000	0.000	0.001	-	-			0.000	0.000	0.000	0.007	-	-			0.095	
9.600						-	-	0.000	0.000	0.000	4.74	-	-											0.000	0.000	0.000	0.008	-	-			0.096	
9.750	0.000	0.000	0.000		4.56	-	-	0.000	0.000	0.000	4.59	-	-			0.000	0.000	0.000	0.001	-	-			0.000	0.000	0.000	0.011	-	-			0.098	
10.000	0.000	0.000	0.000		4.31	-	-	0.000	0.000	0.000	4.35	-	-			0.000	0.000	0.000	0.001	-	-			0.000	0.000	0.000	0.016	-	-			0.100	
10.500	0.000	0.000	0.000		3.82	-	-	0.000	0.000	0.000	3.87	-	-			0.000	0.000	0.000	0.002	-	-			0.000	0.000	0.000	0.034	-	-			0.105	
11.000	0.000	0.000	0.000		3.32	-	-	0.000	0.000	0.000	3.40	-	-			0.000	0.000	0.000	0.006	-	-			0.000	0.000	0.000	0.066	-	-			0.110	
11.500	0.000	0.000	0.000		2.83	-	-	0.000	0.000	0.000	2.95	-	-			0.000	0.000	0.000	0.018	-	-			0.000	0.000	0.000	0.118	-	-			0.115	
12.000	0.000	0.000	0.000		2.36	-	-	0.000	0.000	0.000	2.53	-	-			0.000	0.000	0.000	0.045	-	-			0.000	0.000	0.000	0.196	-	-			0.120	
12.500	0.000	0.000	0.000		1.91	-	-	0.000	0.000	0.000	2.14	-	-			0.000	0.000	0.000	0.095	-	-			0.000	0.000	0.000	0.302	-	-			0.125	
13.000	0.000	0.000	0.000		1.50	-	-	0.000	0.000	0.000	1.78	-	-			0.000	0.000	0.000	0.185	-	-			0.000	0.000	0.000	0.441	-	-			0.130	
13.500	0.000	0.000	0.000		1.14	-	30	0.000	0.000	0.000	1.46	-	-			0.000	0.000	0.000	0.324	-	-			0.000	0.000	0.000	0.622	-	-			0.135	
14.000	0.000	0.000	0.000		0.836	-	-	0.000	0.000	0.000	1.19	-	-			0.000	0.000	0.000	0.519	-	15			0.000	0.000	0.000	0.848	-	-			0.140	
14.500	0.000	0.000	0.000		0.591	-	-	0.000	0.000	0.000	0.949	-	-			0.000	0.000	0.000	0.773	-	-			0.930	0.930	0.930	0.930	0.930	10	0			0.145
15.000	0.000	0.000	0.000		0.401	-	-	0.000	0.000	0.000	0.742	-	-			0.000	0.000	0.000	1.08	-	-			0.000	0.000	0.000	1.40	-	-			0.150	
15.500	0.000	0.000	0.000		0.263	-	15	0.000	0.000	0.000	0.583	-	-			0.000	0.000	0.000	1.45	-	-			0.000	0.000	0.000	1.74	-	-			0.155	
16.000	0.000	0.000	0.000		0.165	-	-	0.000	0.000	0.000	0.445	-	-			0.000	0.000	0.000	1.85	-	-			0.000	0.000	0.000	2.10	-	-			0.160	
16.500	0.000	0.000	0.000		0.100	-	-	0.000	0.000	0.000	0.337	-	-			0.000	0.000	0.000	2.28	-	-			0.000	0.000	0.000	2.49	-	-			0.165	
17.000	0.000	0.000	0.000		0.058	-	-	0.000	0.000	0.000	0.255	-	-			0.000	0.000	0.000	2.74	-	-			0.000	0.000	0.000	2.91	-	-			0.170	
17.500	0.000	0.000	0.000		0.032	-	-	0.000	0.000	0.000	0.183	-	-			0.000	0.000	0.000	3.22	-	-			0.000	0.000	0.000	3.34	-	-			0.175	
18.000	0.000	0.000	0.000		0.017	-	-	0.000	0.000	0.000	0.138	-	-			0.000	0.000	0.000	3.71	-	-			0.000	0.000	0.000	3.80	-	-			0.180	
18.500	0.000	0.000	0.000		0.010	-	-	0.000	0.000	0.000	0.098	-	-			0.000	0.000	0.000	4.20	-	-			0.000	0.000	0.000	4.26	-	-			0.185	
19.000	0.000	0.000	0.000		0.005	-	-	0.000	0.000	0.000	0.072	-	-			0.000	0.000	0.000	4.70	-	-			0.000	0.000	0.000	4.74	-	-			0.190	
19.500	0.000	0.000	0.000		0.002	-	-	0.000	0.000	0.000	0.050	-	-			0.000	0.000	0.000	5.20	-	-			0.000	0.000	0.000	5.22	-	-			0.195	
20.000	0.000	0.000	0.000		0.001	-	-	0.000	0.000	0.000	0.036	-	-			0.000	0.000	0.000	5.70	-	-			0.000	0.000	0.000	5.71	-	-			0.200	
21.000						-	-	0.000	0.000	0.000	0.018	-	-											0.000	0.000	0.000	6.70	-	-			0.210	
22.000						-	-	0.000	0.000	0.000	0.008	-	-											0.000	0.000	0.000	7.70	-	-			0.220	
Totals:						0	45					0	0	0	0	0						0	15							10	269	0	0
Number of Trades:						0						0	0	0	0	0						0.00							1		0		

OTE (CR)

(Contract Size: 100 Securities, Exercise Style: American, Physical Delivery)

Call Options														Put Options																		
May 2026							June 2026							Other Months		May 2026							June 2026							Other Months		Exercise Price
Open price	Price max	Price min	Last price	Closing price	Volume	Open Interest	Open price	Price max	Price min	Last price	Closing price	Volume	Open Interest	Volume	Open Interest	Open price	Price max	Price min	Last price	Closing price	Volume	Open Interest	Open price	Price max	Price min	Last price	Closing price	Volume	Open Interest	Volume	Open Interest	
10.000					-	-	0.000	0.000	0.000		8.31	-	-										0.000	0.000	0.000		0.001	-	-			0.100
10.500					-	-	0.000	0.000	0.000		7.81	-	-										0.000	0.000	0.000		0.001	-	-			0.105
11.000	0.000	0.000	0.000		7.29	-	-	0.000	0.000	0.000		7.32	-	-		0.000	0.000	0.000		0.001	-	-	0.000	0.000	0.000		0.001	-	-			0.110
11.500	0.000	0.000	0.000		6.79	-	-	0.000	0.000	0.000		6.82	-	-		0.000	0.000	0.000		0.001	-	-	0.000	0.000	0.000		0.001	-	-			0.115
12.000	0.000	0.000	0.000		6.30	-	-	0.000	0.000	0.000		6.32	-	-		0.000	0.000	0.000		0.001	-	-	0.000	0.000	0.000		0.002	-	-			0.120
12.500	0.000	0.000	0.000		5.80	-	-	0.000	0.000	0.000		5.82	-	-		0.000	0.000	0.000		0.002	-	-	0.000	0.000	0.000		0.001	-	-			0.125
13.000	0.000	0.000	0.000		5.30	-	-	0.000	0.000	0.000		5.32	-	-		0.000	0.000	0.000		0.001	-	-	0.000	0.000	0.000		0.001	-	-			0.130
13.500	0.000	0.000	0.000		4.80	-	-	0.000	0.000	0.000		4.82	-	-		0.000	0.000	0.000		0.001	-	-	0.000	0.000	0.000		0.001	-	-			0.135
14.000	0.000	0.000	0.000		4.30	-	-	0.000	0.000	0.000		4.33	-	-		0.000	0.000	0.000		0.001	-	-	0.000	0.000	0.000		0.002	-	-			0.140
14.500	0.000	0.000	0.000		3.80	-	-	0.000	0.000	0.000		3.83	-	-		0.000	0.000	0.000		0.001	-	-	0.000	0.000	0.000		0.006	-	-			0.145
15.000	0.000	0.000	0.000		3.30	-	-	0.000	0.000	0.000		3.34	-	-		0.000	0.000	0.000		0.001	-	-	0.000	0.000	0.000		0.015	-	-			0.150
15.500	0.000	0.000	0.000		2.80	-	-	0.000	0.000	0.000		2.87	-	-		0.000	0.000	0.000		0.003	-	-	0.000	0.000	0.000		0.036	-	-			0.155
16.000	0.000	0.000	0.000		2.31	-	-	0.000	0.000	0.000		2.41	-	-		0.000	0.000	0.000		0.011	-	30	0.000	0.000	0.000		0.075	-	-			0.160
16.500	0.000	0.000	0.000		1.83	-	-	0.000	0.000	0.000		1.97	-	-		0.000	0.000	0.000		0.034	-	-	0.000	0.000	0.000		0.141	-	-			0.165
17.000	0.000	0.000	0.000		1.39	-	-	0.000	0.000	0.000		1.58	-	-		0.000	0.000	0.000		0.087	-	46	0.300	0.300	0.300	0.300	0.300	30	0			0.170
17.500	0.000	0.000	0.000		0.992	-	-	0.000	0.000	0.000		1.22	-	-		0.000	0.000	0.000		0.190	-	30	0.000	0.000	0.000		0.391	-	-			0.175
18.000	0.000	0.000	0.000		0.663	-	-	0.000	0.000	0.000		0.924	-	-		0.000	0.000	0.000		0.361	-	-	0.000	0.000	0.000		0.589	-	-			0.180
18.500	0.000	0.000	0.000		0.413	-	-	0.000	0.000	0.000		0.675	-	-		0.000	0.000	0.000		0.611	-	-	0.000	0.000	0.000		0.840	-	-			0.185
19.000	0.000	0.000	0.000		0.233	-	-	0.000	0.000	0.000		0.477	-	-		0.000	0.000	0.000		0.933	-	-	0.000	0.000	0.000		1.14	-	-			0.190
19.500	0.000	0.000	0.000		0.125	-	-	0.000	0.000	0.000		0.326	-	-		0.000	0.000	0.000		1.33	-	-	0.000	0.000	0.000		1.49	-	-			0.195
20.000	0.000	0.000	0.000		0.061	-	-	0.000	0.000	0.000		0.214	-	-		0.000	0.000	0.000		1.76	-	-	0.000	0.000	0.000		1.89	-	-			0.200
21.000	0.000	0.000	0.000		0.011	-	-	0.000	0.000	0.000		0.086	-	-		0.000	0.000	0.000		2.72	-	-	0.000	0.000	0.000		2.77	-	-			0.210
22.000	0.000	0.000	0.000		0.001	-	-	0.000	0.000	0.000		0.031	-	-		0.000	0.000	0.000		3.72	-	-	0.000	0.000	0.000		3.72	-	-			0.220
23.000	0.000	0.000	0.000		0.001	-	-	0.000	0.000	0.000		0.009	-	-		0.000	0.000	0.000		4.72	-	-	0.000	0.000	0.000		4.72	-	-			0.230
24.000	0.000	0.000	0.000		0.001	-	-	0.000	0.000	0.000		0.003	-	-		0.000	0.000	0.000		5.72	-	-	0.000	0.000	0.000		5.72	-	-			0.240
25.000	0.000	0.000	0.000		0.001	-	-	0.000	0.000	0.000		0.001	-	-		0.000	0.000	0.000		6.72	-	-	0.000	0.000	0.000		6.72	-	-			0.250
26.000	0.000	0.000	0.000		0.001	-	-	0.000	0.000	0.000		0.001	-	-		0.000	0.000	0.000		7.72	-	-	0.000	0.000	0.000		7.72	-	-			0.260
27.000	0.000	0.000	0.000		0.001	-	-	0.000	0.000	0.000		0.001	-	-		0.000	0.000	0.000		8.72	-	-	0.000	0.000	0.000		8.72	-	-			0.270
Totals:					0	0						0	0	0	0					0	106					30	0	0	0	0		
Number of Trades:					0							0		0						0.00						2			0			

PIRAEUS BANK (CR)

(Contract Size: 100 Securities, Exercise Style: American, Physical Delivery)

Call Options														Put Options																		
May 2026							June 2026							Other Months		May 2026							June 2026							Other Months		Exercise Price
Open price	Price max	Price min	Last price	Closing price	Volume	Open Interest	Open price	Price max	Price min	Last price	Closing price	Volume	Open Interest	Volume	Open Interest	Open price	Price max	Price min	Last price	Closing price	Volume	Open Interest	Open price	Price max	Price min	Last price	Closing price	Volume	Open Interest	Volume	Open Interest	
4.250	0.000	0.000	0.000	4.04	-	-	0.000	0.000	0.000	4.04	-	-				0.000	0.000	0.000	0.001	-	-	0.000	0.000	0.000	0.001	-	-				0.043	
4.500	0.000	0.000	0.000	3.79	-	-	0.000	0.000	0.000	3.79	-	-				0.000	0.000	0.000	0.001	-	-	0.000	0.000	0.000	0.001	-	-				0.045	
4.750	0.000	0.000	0.000	3.54	-	-	0.000	0.000	0.000	3.55	-	-				0.000	0.000	0.000	0.001	-	-	0.000	0.000	0.000	0.001	-	-				0.048	
5.000	0.000	0.000	0.000	3.29	-	-	0.000	0.000	0.000	3.30	-	-				0.000	0.000	0.000	0.001	-	-	0.000	0.000	0.000	0.002	-	-				0.050	
5.250	0.000	0.000	0.000	3.04	-	-	0.000	0.000	0.000	3.05	-	-				0.000	0.000	0.000	0.002	-	-	0.000	0.000	0.000	0.004	-	-				0.053	
5.500	0.000	0.000	0.000	2.79	-	-	0.000	0.000	0.000	2.81	-	-				0.000	0.000	0.000	0.001	-	-	0.000	0.000	0.000	0.008	-	-				0.055	
5.750	0.000	0.000	0.000	2.54	-	-	0.000	0.000	0.000	2.56	-	-				0.000	0.000	0.000	0.001	-	-	0.000	0.000	0.000	0.015	-	-				0.058	
6.000	0.000	0.000	0.000	2.29	-	-	0.000	0.000	0.000	2.33	-	-				0.000	0.000	0.000	0.001	-	-	0.000	0.000	0.000	0.027	-	-				0.060	
6.250	0.000	0.000	0.000	2.04	-	-	0.000	0.000	0.000	2.09	-	-				0.000	0.000	0.000	0.004	-	-	0.000	0.000	0.000	0.044	-	-				0.063	
6.500	0.000	0.000	0.000	1.80	-	-	0.000	0.000	0.000	1.87	-	-				0.000	0.000	0.000	0.010	-	-	0.000	0.000	0.000	0.072	-	-				0.065	
6.750	0.000	0.000	0.000	1.56	-	-	0.000	0.000	0.000	1.66	-	-				0.000	0.000	0.000	0.021	-	-	0.000	0.000	0.000	0.108	-	-				0.068	
7.000	0.000	0.000	0.000	1.33	-	-	0.000	0.000	0.000	1.46	-	-				0.000	0.000	0.000	0.041	-	-	0.000	0.000	0.000	0.153	-	-				0.070	
7.250	0.000	0.000	0.000	1.11	-	-	0.000	0.000	0.000	1.27	-	-				0.000	0.000	0.000	0.074	-	-	0.000	0.000	0.000	0.218	-	-				0.073	
7.500	0.000	0.000	0.000	0.912	-	-	0.000	0.000	0.000	1.10	-	-				0.000	0.000	0.000	0.123	-	-	0.000	0.000	0.000	0.293	-	-				0.075	
7.750	0.000	0.000	0.000	0.731	-	-	0.000	0.000	0.000	0.939	-	-				0.000	0.000	0.000	0.191	-	-	0.000	0.000	0.000	0.385	-	-				0.078	
8.000	0.000	0.000	0.000	0.571	-	-	0.000	0.000	0.000	0.799	-	-				0.000	0.000	0.000	0.282	-	-	0.000	0.000	0.000	0.494	-	-				0.080	
8.250	0.000	0.000	0.000	0.438	-	-	0.000	0.000	0.000	0.668	-	-				0.380	0.380	0.380	0.380	0.380	2	-	0.000	0.000	0.000	0.613	-	-				0.083
8.500	0.000	0.000	0.000	0.329	-	-	0.000	0.000	0.000	0.562	-	-				0.000	0.000	0.000	0.539	-	-	0.000	0.000	0.000	0.757	-	-				0.085	
8.750	0.000	0.000	0.000	0.241	-	-	0.000	0.000	0.000	0.460	-	-				0.000	0.000	0.000	0.701	-	-	0.000	0.000	0.000	0.905	-	-				0.088	
9.000	0.000	0.000	0.000	0.172	-	-	0.000	0.000	0.000	0.383	-	-				0.000	0.000	0.000	0.882	-	-	0.000	0.000	0.000	1.08	-	-				0.090	
9.250	0.000	0.000	0.000	0.118	-	-	0.000	0.000	0.000	0.307	-	-				0.000	0.000	0.000	1.08	-	-	0.000	0.000	0.000	1.25	-	-				0.093	
9.500	0.000	0.000	0.000	0.081	-	-	0.000	0.000	0.000	0.253	-	-				0.000	0.000	0.000	1.29	-	-	0.000	0.000	0.000	1.45	-	-				0.095	
9.750	0.000	0.000	0.000	0.055	-	-	0.000	0.000	0.000	0.200	-	-				0.000	0.000	0.000	1.52	-	-	0.000	0.000	0.000	1.64	-	-				0.098	
10.000	0.000	0.000	0.000	0.035	-	-	0.000	0.000	0.000	0.163	-	-				0.000	0.000	0.000	1.75	-	-	0.000	0.000	0.000	1.86	-	-				0.100	
10.500	0.000	0.000	0.000	0.014	-	-	0.000	0.000	0.000	0.102	-	-				0.000	0.000	0.000	2.23	-	-	0.000	0.000	0.000	2.30	-	-				0.105	
11.000	0.000	0.000	0.000	0.005	-	-	0.000	0.000	0.000	0.061	-	-				0.000	0.000	0.000	2.72	-	-	0.000	0.000	0.000	2.76	-	-				0.110	
11.500	0.000	0.000	0.000	0.002	-	-	0.000	0.000	0.000	0.036	-	-				0.000	0.000	0.000	3.22	-	-	0.000	0.000	0.000	3.24	-	-				0.115	
12.000	0.000	0.000	0.000	0.001	-	-	0.000	0.000	0.000	0.022	-	-				0.000	0.000	0.000	3.72	-	-	0.000	0.000	0.000	3.73	-	-				0.120	
12.500	0.000	0.000	0.000	0.001	-	-	0.000	0.000	0.000	0.013	-	-				0.000	0.000	0.000	4.22	-	-	0.000	0.000	0.000	4.22	-	-				0.125	
13.000					-	-	0.000	0.000	0.000	0.007	-	-									-	-	0.000	0.000	0.000	4.72	-	-				0.130
Totals:					0	0						0	0	0	0						0	0						0	0			
Number of Trades:					0						0						0						0						0			

PPC (CR)

(Contract Size: 100 Securities, Exercise Style: American, Physical Delivery)

Call Options																Put Options																			
May 2026								June 2026								Other Months				May 2026								June 2026				Other Months			
Exercise Price	Open price	Price max	Price min	Last price	Closing price	Volume	Open Interest	Open price	Price max	Price min	Last price	Closing price	Volume	Open Interest	Volume	Open Interest	Open price	Price max	Price min	Last price	Closing price	Volume	Open Interest	Open price	Price max	Price min	Last price	Closing price	Volume	Open Interest	Volume	Open Interest	Exercise Price		
9.200						-	-	0.000	0.000	0.000		9.32	-	-																				0.092	
9.500						-	-	0.000	0.000	0.000		9.02	-	-																				0.095	
9.600						-	-	0.000	0.000	0.000		8.92	-	-																				0.096	
9.750						-	-	0.000	0.000	0.000		8.77	-	-																				0.098	
10.000						-	-	0.000	0.000	0.000		8.52	-	-																				0.100	
10.500						-	-	0.000	0.000	0.000		8.02	-	-																				0.105	
11.000						-	-	0.000	0.000	0.000		7.53	-	-																				0.110	
11.500						-	-	0.000	0.000	0.000		7.03	-	-																				0.115	
12.000	0.000	0.000	0.000		6.51	-	-	0.000	0.000	0.000		6.53	-	-			0.000	0.000	0.000		0.001	-	-		0.000	0.000	0.000		0.001	-	-			0.120	
12.500	0.000	0.000	0.000		6.01	-	-	0.000	0.000	0.000		6.03	-	-			0.000	0.000	0.000		0.001	-	-		0.000	0.000	0.000		0.001	-	-			0.125	
13.000	0.000	0.000	0.000		5.51	-	-	0.000	0.000	0.000		5.53	-	-			0.000	0.000	0.000		0.001	-	-		0.000	0.000	0.000		0.001	-	-			0.130	
13.500	0.000	0.000	0.000		5.01	-	-	0.000	0.000	0.000		5.04	-	-			0.000	0.000	0.000		0.001	-	-		0.000	0.000	0.000		0.002	-	-			0.135	
14.000	0.000	0.000	0.000		4.51	-	-	0.000	0.000	0.000		4.54	-	-			0.000	0.000	0.000		0.002	-	-		0.000	0.000	0.000		0.005	-	-			0.140	
14.500	0.000	0.000	0.000		4.01	-	-	0.000	0.000	0.000		4.05	-	-			0.000	0.000	0.000		0.001	-	-		0.000	0.000	0.000		0.011	-	-			0.145	
15.000	0.000	0.000	0.000		3.51	-	-	0.000	0.000	0.000		3.56	-	-			0.000	0.000	0.000		0.002	-	-		0.000	0.000	0.000		0.025	-	-			0.150	
15.500	0.000	0.000	0.000		3.02	-	-	0.000	0.000	0.000		3.09	-	-			0.000	0.000	0.000		0.007	-	-		0.000	0.000	0.000		0.052	-	-			0.155	
16.000	0.000	0.000	0.000		2.53	-	-	0.000	0.000	0.000		2.64	-	-			0.000	0.000	0.000		0.020	-	-		0.000	0.000	0.000		0.097	-	-			0.160	
16.500	0.000	0.000	0.000		2.06	-	-	0.000	0.000	0.000		2.21	-	-			0.000	0.000	0.000		0.048	-	-		0.000	0.000	0.000		0.168	-	-			0.165	
17.000	0.000	0.000	0.000		1.62	-	-	0.000	0.000	0.000		1.82	-	-			0.000	0.000	0.000		0.109	-	-		0.000	0.000	0.000		0.272	-	-			0.170	
17.500	0.000	0.000	0.000		1.22	-	-	0.000	0.000	0.000		1.46	-	-			0.000	0.000	0.000		0.212	-	-		0.000	0.000	0.000		0.415	-	-			0.175	
18.000	0.000	0.000	0.000		0.881	-	1	0.000	0.000	0.000		1.15	-	-			0.000	0.000	0.000		0.369	-	-		0.000	0.000	0.000		0.601	-	-			0.180	
18.500	0.000	0.000	0.000		0.602	-	1	0.000	0.000	0.000		0.876	-	-			0.000	0.000	0.000		0.590	-	-		0.000	0.000	0.000		0.831	-	-			0.185	
19.000	0.000	0.000	0.000		0.394	-	2	0.000	0.000	0.000		0.661	-	-			0.000	0.000	0.000		0.882	-	-		0.000	0.000	0.000		1.12	-	-			0.190	
19.500	0.000	0.000	0.000		0.244	-	10	0.000	0.000	0.000		0.488	-	-			1.14	1.18	1.14	1.18	1.18	30	15		0.000	0.000	0.000		1.44	-	-			0.195	
20.000	0.000	0.000	0.000		0.143	-	15	0.000	0.000	0.000		0.350	-	-			0.000	0.000	0.000		1.63	-	15		0.000	0.000	0.000		1.81	-	-			0.200	
21.000	0.000	0.000	0.000		0.041	-	-	0.000	0.000	0.000		0.165	-	-			0.000	0.000	0.000		2.54	-	-		0.000	0.000	0.000		2.63	-	-			0.210	
22.000	0.000	0.000	0.000		0.010	-	-	0.000	0.000	0.000		0.073	-	-			0.000	0.000	0.000		3.51	-	-		0.000	0.000	0.000		3.54	-	-			0.220	
23.000	0.000	0.000	0.000		0.002	-	-	0.000	0.000	0.000		0.030	-	-			0.000	0.000	0.000		4.51	-	-		0.000	0.000	0.000		4.51	-	-			0.230	
24.000	0.000	0.000	0.000		0.001	-	-	0.000	0.000	0.000		0.010	-	-			0.000	0.000	0.000		5.51	-	-		0.000	0.000	0.000		5.51	-	-			0.240	
25.000	0.000	0.000	0.000		0.004	-	-	0.000	0.000	0.000		0.004	-	-			0.000	0.000	0.000		6.51	-	-		0.000	0.000	0.000		6.51	-	-			0.250	
26.000	0.000	0.000	0.000		0.001	-	-	0.000	0.000	0.000		0.001	-	-			0.000	0.000	0.000		7.51	-	-		0.000	0.000	0.000		7.51	-	-			0.260	
27.000	0.000	0.000	0.000		0.001	-	-	0.000	0.000	0.000		0.001	-	-			0.000	0.000	0.000		8.51	-	-		0.000	0.000	0.000		8.51	-	-			0.270	
28.000	0.000	0.000	0.000		0.001	-	-	0.000	0.000	0.000		0.001	-	-			0.000	0.000	0.000		9.51	-	-		0.000	0.000	0.000		9.51	-	-			0.280	
29.000	0.000	0.000	0.000		0.001	-	-	0.000	0.000	0.000		0.001	-	-			0.000	0.000	0.000		10.51	-	-		0.000	0.000	0.000		10.51	-	-			0.290	
30.000	0.000	0.000	0.000		0.001	-	-	0.000	0.000	0.000		0.001	-	-			0.000	0.000	0.000		11.51	-	-		0.000	0.000	0.000		11.51	-	-			0.300	

PPC (CR)

(Contract Size: 100 Securities, Exercise Style: American, Physical Delivery)

		Call Options														Put Options																				
		May 2026						June 2026						Other Months		May 2026						June 2026						Other Months		Exercise Price						
Exercise Price	Open price	Price max	Price min	Last price	Closing price	Volume	Open Interest	Open price	Price max	Price min	Last price	Closing price	Volume	Open Interest	Volume	Open Interest	Open price	Price max	Price min	Last price	Closing price	Volume	Open Interest	Open price	Price max	Price min	Last price	Closing price	Volume	Open Interest	Volume	Open Interest	Exercise Price			
Totals:						0	29							0	0	0	0							0	30							0	0	0	0	
Number of Trades:							0							0		0							2.00							0		0				

Lending Products	Underlying Title	Multilateral Transactions[1]					Bilateral Transactions[2]		Stock Borrowing through OTC (volume)[3]
		Open Interest[5]	Volume(Offered)	Average Weighted	Transactions volume	Average Weighted	Transactions Volume	Average Weighted	Transactions Volume
ADMIEBOR	ADMIE (IPTO) HOLDING S.A. (CR)	3,700	---	---	---	---	---	---	5,249,021
AEGNBOR	AEGEAN AIRLINES (CR)	---	---	---	---	---	---	---	738,664
AKTRBOR	AKTOR S.A. HOLDING CO. (CR)	---	---	---	---	---	---	---	846,479
ALWNBOR	Allwyn AG (CR)	3,800	---	---	---	---	---	---	13,046,956
ALPHABOR	ALPHA BANK (CR)	8,000	---	---	---	---	---	---	187,111,869
AETFBOR	ALPHA ETF FTSE Athex Large Cap	---	---	---	---	2,000	1.00%	---	2,000
AEMBOR	ALTER EGO MEDIA (CR)	---	---	---	---	---	---	---	---
AIABOR	ATHENS INTL AIRPORT (CR)	---	---	---	---	---	---	---	332,534
ACAGBOR	AUSTRIACARD (CB)	---	---	---	---	---	---	---	962
OTOELBOR	AUTOHELLAS SA (CR)	---	---	---	---	---	---	---	57,326
AVAXBOR	AVAX S.A. (CR)	8,196	---	---	---	---	---	---	440,811
BYLOTBOR	BALLY'S INTRALOT (CR)	---	---	---	---	---	---	---	41,185,298
BOCHGRBOR	BANK OF CYPRUS (CR)	---	---	---	---	---	---	---	501,281
EEEBOR	CC HBC AG (CR)	500	---	---	---	---	---	---	118,603
CENERBOR	CENERGY HOLDINGS (CB)	9,480	---	---	---	---	---	---	1,535,982
CREDIABOR	CrediaBank (CR)	794	---	---	---	---	---	---	635,602
DIMANDBOR	DIMAND (CR)	---	---	---	---	---	---	---	7,342
ELLAKTORBOR	ELLAKTOR (CR)	44,518	---	---	---	---	---	---	161,680
ELHABOR	ELVALHALCOR (CR)	---	---	---	---	---	---	---	395,381
EUROBBOR	EUROBANK (CR)	45,000	---	---	---	---	---	---	92,056,465
EXAEBOR	EURONEXT ATHENS (CR)	5,046	---	---	---	---	---	---	343,370
EYDAPBOR	EYDAP S.A. (CR)	---	---	---	---	---	---	---	415,402
FOYRKBOR	FOURLIS (CR)	3,600	---	---	---	---	---	---	104,636
GEKTERNABOR	GEK TERNA (CR)	5,900	---	---	---	---	---	---	1,139,969
SARBOR	GR. SARANTIS S.A. (CR)	3,666	---	---	---	---	---	---	203,655
ELPEBOR	HELLENIQ ENERGY (CR)	---	---	---	---	---	---	---	722,478
INTEKBOR	IDEAL HOLDINGS (CR)	---	---	---	---	---	---	---	60,652
INTRKBOR	INTRACOM HOLDINGS (CR)	---	---	---	---	---	---	---	264,931
BELABOR	JUMBO SA (CR)	---	---	---	---	---	---	---	542,691
KRIBOR	KRI-KRI S.A. (CR)	2,999	---	---	---	---	---	---	---
LAMDABOR	LAMDA DEVELOPMENT SA (CR)	---	---	---	---	---	---	---	245,770

Stock Lending Notes

[1] - Multilateral contracts Lending or Borrowing as per Methods 8-1, 8-2 and 8-3-3 (According to ATHEX BoD Resolution No.17)

[2] - Bilateral Contracts Lending or Borrowing as per Methods 8-3-1 and 8-3-2 & Contracts as per Method 4 (According to ATHEX BoD Resolution No.20)

[3] - The information concerning OTC Stock Borrowing Transactions is based on the statements of the Dematerialised Securities System (DSS) operators involved and refers to volumes that have been registered up until the previous working day.

[4] - Average Price (Volume weighted)

[5] - The Data concerning Open Interest before the start of trading session

Lending Products	Underlying Title	Open Interest[5]	Multilateral Transactions[1]				Bilateral Transactions[2]		Stock Borrowing through OTC (volume)[3]
			Volume(Offered)	Average Weighted	Transactions volume	Average Weighted	Transactions Volume	Average Weighted	Transactions Volume
MTLNBOR	METLEN PLC (CR)	2,030	---	---	---	---	---	1,628,600	
MIGBOR	MIG (CR)	1,495	---	---	---	---	---	39,913	
MOHBOR	MOTOR OIL (CR)	4,200	---	---	---	---	---	733,382	
ETEBOR	NATIONAL BANK (CR)	---	---	---	---	---	---	23,188,278	
NOVALBOR	NOVAL PROPERTY REIC (CR)	---	---	---	---	---	---	---	
OPTIMABOR	OPTIMA BANK (CR)	---	---	---	---	---	---	4,800,783	
HTOBOR	OTE (CR)	2,000	---	---	---	---	---	3,734,506	
PPABOR	P.P.A. S.A. (CR)	---	---	---	---	---	---	99,806	
TPEIRBOR	PIRAEUS BANK (CR)	158,000	---	---	---	---	---	12,032,775	
PPCBOR	PPC (CR)	31,000	---	---	---	---	---	10,081,361	
PROFBOR	PROFILE SA (CR)	1,388	---	---	---	---	---	64,526	
QLCOBOR	QUALCO GROUP (CR)	---	---	---	---	---	---	950,014	
QUESTBOR	QUEST HOLDINGS (CR)	3,991	---	---	---	---	---	49,229	
TITCBOR	TITAN (CB)	50	---	---	---	---	---	164,822	
OLTHBOR	TPA SA (CR)	---	---	---	---	---	---	750	
TRESTATESBOR	TRADE ESTATES REIC (CR)	---	---	---	---	---	---	---	
VIOBOR	VIOHALCO SA/IV (CB)	---	---	---	---	---	---	---	

Stock Lending Notes

[1] - Multilateral contracts Lending or Borrowing as per Methods 8-1, 8-2 and 8-3-3 (According to ATHEX BoD Resolution No.17)

[2] - Bilateral Contracts Lending or Borrowing as per Methods 8-3-1 and 8-3-2 & Contracts as per Method 4 (According to ATHEX BoD Resolution No.20)

[3] - The information concerning OTC Stock Borrowing Transactions is based on the statements of the Dematerialised Securities System (DSS) operators involved and refers to volumes that have been registered up until the previous working day.

[4] - Average Price (Volume weighted)

[5] - The Data concerning Open Interest before the start of trading session

Sectors codification for listed companies

12003 -	ETF	10101010	Computer Services
10101015	Software	10102030	Computer Hardware
15101010	Telecommunications Equipment	15102015	Telecommunications Services
20101010	Health Care Facilities	20102010	Medical Equipment
20103015	Pharmaceuticals	30101010	Banks
30202000	Diversified Financial Services	30202010	Asset Managers & Custodians
30202015	Investment Services	30204000	Closed End Investments
30302010	Full Line Insurance	30302015	Insurance Brokers
30302025	Property and Casualty Insurance	35101010	Real Estate Holding and Development
35101015	Real Estate Services	35102000	Diversified REITs
35102045	Retail REITs.	40202015	Household Furnishings
40202020	Household Appliance	40203040	Electronic Entertainment
40204020	Clothing & Accessories	40301010	Entertainment
40301030	Publishing	40301035	Radio & TV Broadcasters
40401010	Diversified Retailers	40401020	Apparel Retailers
40401025	Home Improvement Retailers	40401030	Specialty Retailers
40501010	Airlines	40501015	Travel & Tourism
40501020	Casinos & Gambling	40501025	Hotels & Motels
45101015	Distillers & Vintners	45101020	Soft Drinks
45102010	Farming Fishing Ranching & Plantations	45102020	Food Products
45103010	Tobacco	45201010	Food Retailers & Wholesalers
45201020	Personal Products	50101010	Construction
50101020	Building Roof/Wallboard and Plumbing	50101030	Cement
50101035	Building Materials: Other	50202010	Electrical Components
50203015	Plastics	50203030	Containers & Packaging
50204000	Machinery: Industrial	50204020	Machinery: Construction & Handling
50205010	Industrial Suppliers	50205020	Back Office Support HR & Consulting
50205030	Forms & Bulk Printing Services	50206015	Commercial Vehicles & Parts
50206030	Marine Transportation	50206060	Transportation Services
55101000	Diversified Materials	55101020	Textile Products
55102000	General Mining	55102010	Iron & Steel
55102015	Metal Fabricating	55102035	Aluminum
60101020	Oil Refining and Marketing	65101010	Alternative Electricity
65101015	Conventional Electricity	65102000	Multi-Utilities
65102030	Water		



Λεωφ.Αθηνών 110 | 104 42 Αθήνα
110 Athinon Ave | 104 42 Athens GR
T +30 210 3366 800
<https://athens.euronext.com/>

