

Euronext Athens

**Ημερήσιο Δελτίο Συναλλακτικής
Δραστηριότητας**

Daily Official List of Trading Activity

26



Disclaimer:

EURONEXT ATHENS HOLDING S.A. endeavours to ensure that the data and other material ("Information") presented on the Daily Official List are accurate and complete, but it is not liable for any errors or omissions of data or /and for the accuracy, credibility, updating and completeness of the aforesaid information nor it has any liability arising directly or indirectly from the use of the above Information.

The Company is not liable for the accuracy of the data included in listed companies' announcements. Only the sender of such an announcement is fully and solely liable for any infringement of third party's rights from the content of such announcement. All contents of the Daily Official List are provided only for information purposes and do not constitute investment advice or solicitation to invest in securities or other products listed for trading on the Exchange.

You acknowledge and agree that the Company is the owner of any property rights related to any Information appearing on the Daily Official List including intellectual property rights copyright, trademarks, etc.

The above data are a property of the EURONEXT ATHENS HOLDING S.A. and are copyright protected. Users are forbidden to reproduce, modify, copy, sale, transmit or redistribute, by all reproduction means and methods, part or the whole of the above data, without reference to their source.

The commercial exploitation of these data is, also, forbidden by third parties. Hellenic Exchanges-Athens Exchange does not carry any responsibility, direct or indirect, derived from usage or accidental alteration of the above data when used by third parties.

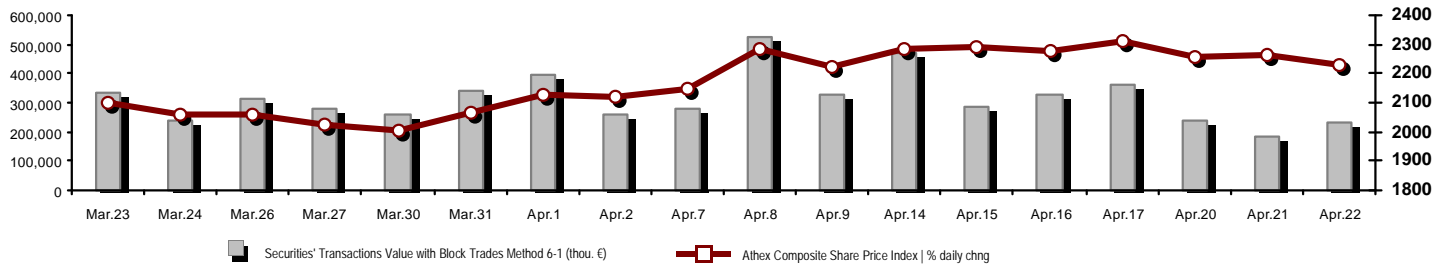
EURONEXT ATHENS HOLDING S.A.

110 Athinon Ave., 10442 Athens, Tel: (210) 33.66.800, Fax: (210) 32.13.938

<https://athens.euronext.com>

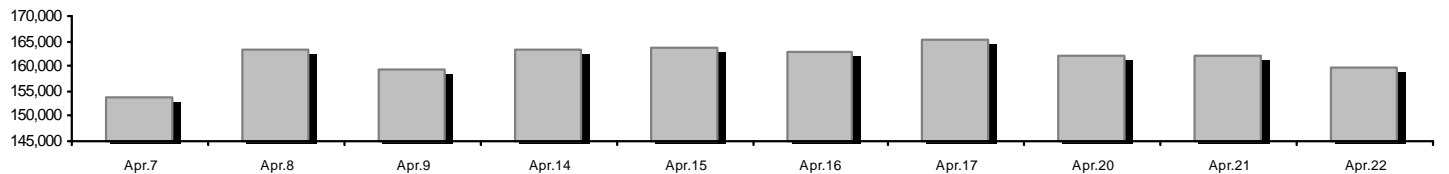
Summary of Markets

Athex Composite Share Price Index vs Shares and Derivatives Transactions Value

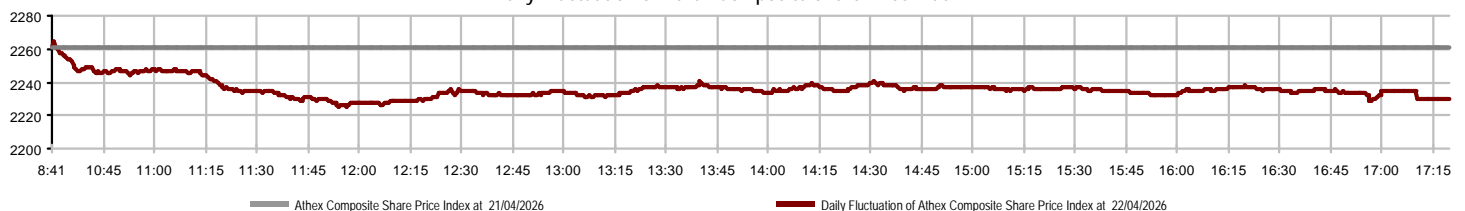


EURONEXT ATHENS Capitalisation (mill. €) **: 159,862.79	Derivatives Total Open Interest: 1,751,609
Daily change: mill. € %: -2,249.19 -1.39%	in Index Futures % daily chng: 9,119 0.22%
Yearly Avg Capitalisation: mill. € % chng prev year Avg: 153,827.74 20.47%	in Stock Futures % daily chng: 1,739,549 0.83%
Athex Composite Share Price Index % daily chng: 2,229.59 -1.37%	in Index Options % daily chng: 2,193 0.18%
Athex Composite Share Price Index Capitalisation (mill. €): 149,695.90	in Stock Options % daily chng: 748 2.05%
Daily change (mill. €): -2,279.29	
Securities' Transactions Value with Block Trades Method 6-1 (t): 230,601.92	Derivatives Contracts Volume: 29,532
Daily change: %: 49,391.76 27.26%	Daily change: pieces %: -11,234 -27.56%
YtD Avg Trans. Value: thou. € % chng prev year Avg: 362,426.73 67.73%	YtD Avg Derivatives Contracts % chng prev year Avg: 84,677 47.06%
Blocks Transactions Value of Method 6-1 (thou. €): 20,240.66	Derivatives Trades Number: 2,173
Blocks Transactions Value of Method 6-2 & 6-3 (thou. €): 5.37	Daily change: number %: 546 33.56%
Bonds Transactions Value (thou.€): 1,546.59	YtD Avg Trades number % chng prev year Avg: 3,138 41.88%
Securities' Transactions Volume with Block Trades Method 6-1 (tho): 36,152.60	Lending Total Open Interest: 559,265
Daily change: thou. pieces %: 9,927.61 37.86%	Daily change: pieces %: -52,997 -8.66%
YtD Avg Volume: % chng prev year Avg: 56,092.55 34.55%	Lending Volume (Multilateral/Bilateral): 7,230
Blocks Transactions Volume of Method 6-1 (thou. Pieces): 2,394.96	Daily change: pieces %: -12,170
Blocks Transactions Volume of Method 6-2 & 6-3 (thou. Pieces): 1.10	Multilateral Lending: 6,530
Bonds Transactions Volume: 1,552,000	Bilateral Lending: 700
Securities' Trades Number with Block Trades Method 6-1: 63,351	Lending Trades Number: 3
Daily change: number %: 9,739 18.17%	Daily change: %: -1
YtD Avg Trades number % chng prev year Avg: 77,601 54.87%	Multilateral Lending Trades Number: 2
Number of Blocks Method 6-1: 18	Bilateral Lending Trades Number: 1
Number of Blocks Method 6-2 & 6-3: 1	
Number of Bonds Transactions: 260	

EURONEXT ATHENS Capitalisation (mill. €) **



Daily Fluctuation of Athex Composite Share Price Index



Athex Indices

Index name	22/04/2026	21/04/2026	pts.	%	Min	Max	Year min	Year max	Year change
Athex Composite Share Price Index	2,229.59 €	2,260.67	-31.08	-1.37%	2,225.56	2,263.89	1,998.09	2,407.09	5.13% #
Athex Composite Index Total Return Index	4,411.53 €	4,469.78	-58.25	-1.30%	4,403.56	4,479.40	3,942.63	4,745.66	5.54% #
Athex ESG Index	2,648.38 €	2,686.40	-38.02	-1.42%	2,642.86	2,690.23	2,361.87	2,867.98	5.84% #
ATHEX Small Cap Price Index	2,404.92 €	2,411.98	-7.06	-0.29%	2,386.31	2,420.03	2,193.29	2,627.20	-5.64% €
ATHEX EN.A. Growth Price Index	18,410.85 €	18,412.77	-1.92	-0.01%	18,209.75	18,455.89	16,564.67	20,788.55	-6.95% €
FTSE/Athex Large Cap	5,664.80 €	5,748.58	-83.78	-1.46%	5,653.65	5,757.49	5,057.48	6,153.73	5.86% #
FTSE/Athex Mid Cap Index	2,843.60 €	2,858.24	-14.64	-0.51%	2,832.29	2,868.75	2,510.28	2,906.28	0.66% #
FTSE/ATHEX High Dividend Yield Index	4,707.77 €	4,808.24	-100.47	-2.09%	4,707.66	4,819.04	4,495.63	5,149.57	-4.74% €
FTSE/Athex Market Index	1,339.99 €	1,359.24	-19.25	-1.42%	1,336.39	1,361.04	1,190.89	1,449.15	6.26% #
FTSE/Athex Banks	2,588.95 €	2,631.05	-42.10	-1.60%	2,572.48	2,639.08	2,143.30	2,859.37	12.86% #
FTSE/ATHEX TECHNOLOGY & TELECOMMUNICAT	6,749.92 €	6,776.43	-26.51	-0.39%	6,738.66	6,817.21	6,027.65	6,900.98	-0.36% €
FTSE/ATHEX HEALTH CARE	6,008.88 €	6,020.75	-11.87	-0.20%	5,927.01	6,035.75	4,884.62	6,137.55	18.26% #
FTSE/ATHEX FINANCIAL SERVICES	12,105.21 €	12,301.05	-195.84	-1.59%	12,028.60	12,338.52	10,029.11	13,356.35	12.85% #
FTSE/ATHEX REAL ESTATE	5,333.81 €	5,365.00	-31.19	-0.58%	5,306.06	5,375.71	5,093.00	5,898.28	-5.03% €
FTSE/ATHEX CONSUMER DISCRETIONARY	4,804.18 €	4,899.98	-95.80	-1.96%	4,804.16	4,932.52	4,472.82	5,876.98	-17.75% €
FTSE/ATHEX CONSUMER STAPLES	9,686.98 €	9,779.47	-92.49	-0.95%	9,611.28	9,785.36	8,640.95	10,243.39	9.92% #
FTSE/ATHEX INDUSTRIALS	11,848.68 €	11,892.40	-43.72	-0.37%	11,750.54	11,892.40	10,051.45	12,182.07	17.88% #
FTSE/ATHEX BASIC MATERIALS	10,556.66 €	10,752.80	-196.14	-1.82%	10,540.25	10,762.64	8,778.94	11,861.41	10.82% #
FTSE/ATHEX ENERGY & UTILITIES	6,521.57 €	6,588.54	-66.97	-1.02%	6,482.48	6,601.60	6,127.28	7,506.29	-5.17% €
Athex All Share Index	507.86 €	515.00	-7.14	-1.39%	507.86	507.86	460.14	542.74	4.87% #
Hellenic Mid & Small Cap Index	3,059.40 €	3,089.85	-30.45	-0.99%	3,051.10	3,095.04	2,761.30	3,120.01	5.67% #
FTSE/Athex Large Cap Total Return	10,174.64 €	10,325.12	-150.48	-1.46%			9,100.35	11,012.64	6.28% #
FTSE/Athex Mid Cap Total Return	4,079.89 €	4,100.89	-21.00	-0.51%			3,625.91	4,168.37	0.66% #
MSCI GREECE REBASED	9,132.95 €	9,277.40	-144.45	-1.56%	9,096.36	9,322.37	7,755.87	10,138.65	6.64% #
Hellenic Corporate Bond Index	144.44 €	144.55	-0.11	-0.08%			143.28	145.27	0.05% #
Hellenic Corporate Bond Price Index	92.91 €	93.00	-0.08	-0.09%			92.37	93.97	-1.09% €

Note 1: FTSE/Med 100, Hellenic Corporate Bond Price Index and Hellenic Corporate Bond Index closing prices refer to the previous trading day of 20/04/2026.

Note 2: The Hellenic Mid & Small Cap Index is a Customized index calculated by the Athens Exchange.

Analytic Figures for Athex Market's Boards and Categories

	Total Traded Securities	Main Market	Surveillance	Exchange Traded Funds (ETFs)
Totals	125	123	1	1
Gain / Lose / Same:	36 / 72 / 17	36 / 71 / 16	0 / 0 / 1	0 / 1 / 0
EURONEXT ATHENS Capitalisation (mil)	159,862.79	159,860.09	2.71	
Daily Average Trans/ons Value(thou.€)	362,426.73	362,327.42	5.25	484.31
Transactions Value	230,607.29	230,360.84	0.08	246.36
Main Board:	210,361.26	210,114.82	0.08	246.36
Blocks Board 6_2_3:	20,246.03	20,246.03	0.00	0.00
Forced Sales Board:	0.00	0.00	0.00	0.00
Special Terms Board:	0.00	0.00	0.00	0.00
Daily Average Transactions Volume	56,092,546	56,132,969	5,550	8,522
Transactions Volume	36,153,699	36,149,109	325	4,265
Main Board:	33,757,639	33,753,049	325	4,265
Blocks Board 6_2_3:	2,396,060	2,396,060	0	0
Forced Sales Board:	0	0	0	0
Special Terms Board:	0	0	0	0
Daily Average Number of Trades	77,601	77,428	11	164
Number of Trades	63,352	63,250	1	101
Main Board:	63,333	63,231	1	101
Blocks Board 6_2_3:	19	19	0	0
Forced Sales Board:	0	0	0	0
Special Terms Board:	0	0	0	0

Trading Details by EURONEXT ATHENS Sectors and Financial Instruments (ETFs)

Code	Sectors	Gain / Lose / Same	Number of Trades	Transactions Volume	Transactions Value	% of Total Trans. Value
3010	- Banks	1 / 7 / 0	25,774	26,788,937	136,789,293.29	59.32%
5510	- Basic Resources	2 / 8 / 2	1,240	253,118	1,686,210.28	0.73%
5010	- Construction & Materials	4 / 8 / 0	6,095	1,208,461	16,992,841.82	7.37%
4020	- Consumer Products & Services	2 / 2 / 0	45	26,865	10,997.87	0.00%
6010	- Energy	1 / 3 / 0	3,440	359,349	7,373,451.19	3.20%
12000	- Financial Instruments	0 / 1 / 0	101	4,265	246,360.90	0.11%
3020	- Financial Services	2 / 3 / 0	164	16,527	129,046.64	0.06%
4510	- Food Beverage & Tobacco	1 / 4 / 1	579	68,116	2,660,541.81	1.15%
2010	- Health Care	1 / 1 / 0	258	143,856	211,636.42	0.09%
5020	- Industrial Goods & Services	6 / 9 / 3	3,142	742,340	6,309,137.01	2.74%
3030	- Insurance	1 / 1 / 0	181	79,067	254,669.42	0.11%
4030	- Media	2 / 0 / 1	172	53,550	204,601.32	0.09%
4520	- Personal Care, Drug & Grocery Stores	1 / 0 / 1	382	37,687	432,240.20	0.19%
3510	- Real Estate	4 / 4 / 4	1,466	427,193	2,530,091.96	1.10%
4040	- Retail	2 / 7 / 1	2,717	492,581	6,847,003.76	2.97%
1010	- Technology	3 / 5 / 3	2,025	494,284	2,748,217.48	1.19%
1510	- Telecommunications	1 / 1 / 0	2,370	365,270	6,675,539.79	2.89%
4050	- Travel & Leisure	1 / 4 / 1	6,587	3,318,754	14,523,072.11	6.30%
6510	- Utilities	1 / 4 / 0	6,614	1,273,479	23,982,335.81	10.40%

Top 10 best & worst performing Shares

Main Market

With positive Price change	Closing price	change	With negative Price change	Closing price	change
FRIGOGLASS SA (CR)	0.406	5.45% #	INTERWOOD-XYLEMPORIA (PR)	0.438	-28.20% €
EKTER SA (CR)	4.17	3.22% #	AEGEAN AIRLINES (CR)	12.2	-6.51% €
REAL CONSULTING (CR)	6.14	2.33% #	ATHENS INTL AIRPORT (CR)	10.3	-6.02% €
ANDROMEDA SA (CR)	8.28	2.22% #	KEKROPS SA (CR)	1.745	-4.65% €
CrediaBank (CR)	1.24	1.97% #	QUALCO GROUP (CR)	5.68	-3.56% €
LOULIS FOOD (CR)	3.99	1.79% #	FOURLIS (CR)	4.76	-3.25% €
AKTOR S.A. HOLDING CO. (CR)	11.16	1.46% #	Allwyn AG (CR)	13.17	-3.16% €
INTERLIFE G.C.I.(CR)	7	1.45% #	ALPHA BANK (CR)	3.694	-3.04% €
VOYATZOGLOU (CR)	2.13	1.43% #	PROODEFTIKH SA (CR)	0.33	-2.94% €
PROFILE SA (CR)	7.63	1.33% #	DOMIKI KRITIS SA (CR)	2.02	-2.89% €
With the highest Transactions Value	Value (thou. €)	change	With the highest Transactions Volume	Volume	change
ALPHA BANK (CR)	40,175.03	-3.04% €	ALPHA BANK (CR)	10,820,018	-3.04% €
PIRAEUS BANK (CR)	36,644.59	-1.00% €	EUROBANK (CR)	4,802,361	-1.95% €
NATIONAL BANK (CR)	31,688.20	-1.24% €	PIRAEUS BANK (CR)	4,414,277	-1.00% €
EUROBANK (CR)	18,919.45	-1.95% €	CrediaBank (CR)	4,086,777	1.97% #
GEK TERNA (CR)	12,235.68	1.23% #	NATIONAL BANK (CR)	2,210,646	-1.24% €
METLEN PLC (CR)	11,388.92	-1.53% €	BALLY'S INTRALOT (CR)	2,055,127	0.37% #
PPC (CR)	11,290.61	-1.02% €	PPC (CR)	610,281	-1.02% €
Allwyn AG (CR)	7,944.69	-3.16% €	Allwyn AG (CR)	595,298	-3.16% €
OTE (CR)	6,662.48	-0.11% €	OTE (CR)	363,360	-0.11% €
JUMBO SA (CR)	5,720.06	-0.83% €	METLEN PLC (CR)	337,940	-1.53% €

Note: Stocks that are not included in the "Under Supervision" category, and the transactions value is more than 10,000 €.

Derivatives Summary

	Number of Trades	Volume	Open Interest
Index Futures	181	707	9,119
FTSE/Athex Banks	0	0	3,269
FTSE/Athex Large Cap	181	707	5,850
MSCI GREECE REBASED	0	0	0
Stock Futures	1,968	28,649	1,739,549
ADMIE (IPTO) HOLDING S.A. (CR)	9	94	8,217
AEGEAN AIRLINES (CR)	38	147	2,511
AKTOR S.A. HOLDING CO. (CR)	6	10	97,653
Allwyn AG (CR)	98	222	5,237
ALPHA BANK (CR)	550	7,651	57,836
ATHENS INTL AIRPORT (CR)	3	15	282
AUTOHELLAS SA (CR)	1	1	127
AVAX S.A. (CR)	5	11	2,344
BALLY'S INTRALOT (CR)	97	6,293	1,296,579
BANK OF CYPRUS (CR)	1	5	732
CC HBC AG (CR)	9	28	89
CENERGY HOLDINGS (CB)	24	99	4,104
CrediaBank (CR)	350	8,368	73,402
ELLAKTOR (CR)	11	60	1,695
ELVALHALCOR (CR)	18	53	2,938
EUROBANK (CR)	81	1,857	27,232
EURONEXT ATHENS (CR)	1	1	393
EYDAP S.A. (CR)	8	43	13,352
FOURLIS (CR)	9	43	2,902
GEK TERNA (CR)	19	87	5,079
HELLENIQ ENERGY (CR)	59	327	4,032
INTRACOM HOLDINGS (CR)	58	229	12,123
JUMBO SA (CR)	8	23	4,214
LAMDA DEVELOPMENT SA (CR)	51	370	20,866
METLEN PLC (CR)	114	364	14,861
MIG (CR)	0	0	145
MOTOR OIL (CR)	2	4	241
NATIONAL BANK (CR)	116	718	12,641
OPTIMA BANK (CR)	2	10	472
OTE (CR)	2	2	875
P.P.A. S.A. (CR)	0	0	41
PIRAEUS BANK (CR)	114	1,125	45,166
PPC (CR)	93	359	18,495
QUEST HOLDINGS (CR)	1	1	250
TITAN (CB)	2	2	378
VIOHALCO SA/NV (CB)	8	27	2,045
Index Options	22	156	2,193
FTSE/Athex Large Cap	22	156	2,193
Stock Options	2	20	748
Allwyn AG (CR)	0	0	235
ALPHA BANK (CR)	2	20	19
NATIONAL BANK (CR)	0	0	329
OTE (CR)	0	0	106
PIRAEUS BANK (CR)	0	0	0
PPC (CR)	0	0	59
Total Derivatives Traded	2,173	29,532	1,751,609

Number of Outstanding Securities	Nominal Value	Dividends [1]			Date of Last Coupon		Note	Shares	Closing price	% change	Previous closing price/date	Open price	Price min	Price max	Last price	Avg price	Last Bid [7]	Last Ask [7]	P/E after tax	Year	Volume	Trades	Transactions Value[8]	Company Mkt Value (thou. €)	Year low	Year high	Sector[4]	
2023	2024	2025	Dividend [2]	Right																								
804,287,662	0.300	1.6123	1.4029	0.5	08/04/2026	25/06/2024	---	Allwyn AG (CR)	13.17	-3.16	€ 13.6	21/04/2026	13.7	13.17	13.72	13.17	13.346	2448@13.17	21@13.28	---	---	595,298	3,874	7,944,685.68	10,592,468.51	13.09	19.03	40501020
2,315,261,358	0.290	0.026	0.0303	0.0485	01/12/2025	18/04/2017	---	ALPHA BANK (CR)	3.694	-3.04	€ 3.81	21/04/2026	3.81	3.69	3.82	3.694	3.713	26159@3.69	489@3.72	---	---	10,820,018	8,159	40,175,030.26	8,552,575.46	2.95	4.489	30101010
58,492,542	1.00	---	0.1	---	23/06/2025	27/01/2025	---	ALTER EGO MEDIA (CR)	5.36	0.56	# 5.33	21/04/2026	5.3	5.24	5.36	5.36	5.327	159@5.28	314@5.36	---	---	37,006	130	197,135.34	313,520.03	4.88	6.425	40301035
36,353,868	1.00	0.1	0.11	---	01/07/2025	21/08/2023	---	AUSTRIACARD (CB)	7.23	---	~ 7.23	21/04/2026	7.26	7.16	7.29	7.23	7.213	100@7.21	151@7.23	---	---	51,269	189	369,808.02	262,838.47	6.04	8.28	10101010
48,624,764	0.080	0.7	0.85	---	10/04/2025	05/12/2022	---	AUTOHELLAS SA (CR)	12	-2.28	€ 12.28	21/04/2026	12.28	11.92	12.3	12	12.124	45@12.00	119@12.04	---	---	44,604	355	540,764.04	583,497.17	10.68	13.44	40401030
1,867,802,694	0.300	---	---	---	30/05/2013	10/10/2023	---	BALLY'S INTRALOT (CR)	1.078	0.37	# 1.074	21/04/2026	1.079	1.054	1.08	1.078	1.067	85728@1.07	101330@1.08	---	---	2,055,127	867	2,192,786.02	2,013,491.30	0.822	1.1	40501020
435,686,031	0.100	---	0.48	0.2	22/09/2025	23/09/2024	---	BANK OF CYPRUS (CR)	9.19	-0.86	€ 9.27	21/04/2026	9.36	9.165	9.36	9.19	9.227	7@9.19	293@9.20	---	---	255,551	800	2,357,908.68	4,003,954.62	7.94	9.84	30101010
212,384,903	0.08	0.14	---	---	24/06/2025	07/12/2016	---	CENERGY HOLDINGS (CB)	21	0.58	# 20.88	21/04/2026	20.6	20.22	21	21	20.668	101@20.98	48@21.06	---	2025	126,560	832	2,615,776.50	4,460,082.96	15.12	22.35	50202010
373,239,562	6.70	0.93	1.03	---	29/05/2025	29/04/2013	---	CC HBC AG (CR)	48.75	-2.21	€ 49.85	21/04/2026	49.55	48.55	49.55	48.75	48.848	2110@48.75	7@48.80	---	---	44,661	372	2,181,604.35	1,954,286.65	42.5	55.75	45101020
1,993,012,407	0.050	---	---	---	04/06/2008	16/10/2024	---	CrediaBank (CR)	1.24	1.97	# 1.216	21/04/2026	1.238	1.21	1.254	1.24	1.238	666@1.24	2733@1.24	---	---	4,086,777	2,421	5,060,248.83	2,471,335.38	0.871	1.722	30101010
3,631,510,801	0.220	0.0933	0.105	0.0468	06/11/2025	20/05/2019	---	EUROBANK (CR)	3.92	-1.95	€ 3.998	21/04/2026	4	3.908	4	3.92	3.94	500@3.92	2638@3.92	---	---	4,802,361	3,318	18,919,447.89	4,235,522.34	3.162	4.392	30101010
51,889,670	1.00	0.12	0.15	---	27/06/2025	23/07/2019	---	FOURLIS (CR)	4.76	-3.25	€ 4.92	21/04/2026	4.92	4.76	4.93	4.76	4.855	76@4.76	500@4.85	---	---	45,850	332	222,608.16	246,994.83	4.04	4.98	40401010
305,635,185	2.18	0.9	0.75	0.2	19/01/2026	01/10/2003	---	HELLENIO ENERGY (CR)	9.42	-1.26	€ 9.54	21/04/2026	9.505	9.355	9.685	9.42	9.468	562@9.42	461@9.44	---	---	178,943	840	1,694,162.09	2,879,083.44	8.4	10.4	60101020
83,600,000	0.690	0.0504	0.1209	---	22/09/2025	02/07/2024	---	INTRACOM HOLDINGS (CR)	3.12	-0.64	€ 3.14	21/04/2026	3.18	3.11	3.18	3.12	3.147	5000@3.12	20@3.16	---	---	84,092	412	264,602.84	260,832.00	2.685	3.85	10101010
134,365,561	0.880	1.4726	0.5063	---	23/03/2026	05/03/2014	---	JUMBO SA (CR)	23.9	-0.83	€ 24.1	21/04/2026	24.3	23.8	24.3	23.9	23.935	363@23.90	149@23.92	---	---	238,987	1,681	5,720,059.15	3,211,336.91	21.82	28.7	40401010
176,736,715	0.300	---	---	---	30/05/2007	27/11/2019	---	LAMDA DEVELOPMENT SA (CR)	6.16	-1.36	€ 6.245	21/04/2026	6.28	6.135	6.28	6.16	6.196	12@6.16	749@6.17	---	---	149,470	757	926,173.78	1,088,698.16	5.85	7.76	35101010
169,043,561	0.300	---	0.02	---	17/07/2025	28/11/2022	---	LAVIPHARM SA (CR)	1.398	-0.85	€ 1.41	21/04/2026	1.39	1.372	1.41	1.398	1.389	2000@1.38	1122@1.40	---	---	123,060	187	170,930.12	236,322.90	0.937	1.46	20103015
143,022,980	1.00	---	---	---	04/08/2025	---	---	METLEN PLC (CR)	33.58	-1.53	€ 34.1	21/04/2026	33.98	33.56	34.06	33.58	33.701	10229@33.58	168@33.74	---	---	337,940	2,840	11,388,915.36	4,802,711.67	31.9	47.68	65102000
126,502,434	0.500	0.0304	0.0302	---	15/05/2025	28/07/2021	---	PREMIA (CR)	1.364	-0.15	€ 1.366	21/04/2026	1.366	1.356	1.366	1.364	1.364	21000@1.36	1000@1.37	---	---	86,827	261	118,402.96	172,549.32	1.236	1.49	35102000
24,823,934	0.230	0.049	0.0647	---	01/07/2025	08/06/2022	---	PROFILE SA (CR)	7.63	1.33	# 7.53	21/04/2026	7.65	7.55	7.75	7.63	7.667	1890@7.55	25@7.68	---	---	111,106	526	851,826.97	189,406.62	6	8.12	10101010
70,029,804	1.00	---	---	---	15/05/2025	---	---	QUALCO GROUP (CR)	5.68	-3.56	€ 5.89	21/04/2026	5.82	5.65	5.82	5.68	5.736	943@5.65	500@5.75	---	---	80,894	349	463,979.08	397,769.29	5.08	6.73	10101015
35,377,749	0.280	---	---	---	18/07/2005	22/12/2025	---	QUALITY & RELIABILITY SA (CR)	1.196	-0.33	€ 1.2	21/04/2026	1.2	1.18	1.21	1.196	1.196	2000@1.19	1162@1.20	---	---	50,330	87	60,218.86	42,311.79	1	1.43	10101010
78,325,475	0.85	3	---	---	30/06/2025	23/07/2019	---	TITAN (CB)	46.18	-1.41	€ 46.84	21/04/2026	46.96	45.86	46.96	46.18	46.219	6@46.18	54@46.24	---	---	43,772	870	2,023,117.40	3,617,070.44	42.6	59	50101030
259,189,761	0.12	0.16	---	---	24/06/2025	26/02/2016	---	VIOHALCO SA/NV (CB)	14.26	-1.79	€ 14.52	21/04/2026	14.56	14.22	14.56	14.26	14.391	182@14.26	290@14.44	---	---	66,171	434	952,284.76	3,696,045.99	11.4	15.78	55102015
148,321,516	0.300	0.03	0.07	---	02/09/2025	22/01/2020	---	AVAX S.A. (CR)	3.125	-1.88	€ 3.185	21/04/2026	3.185	3.12	3.185	3.125	3.152	343@3.13	1223@3.15	---	---	248,782	381	784,066.79	463,504.74	2.79	3.645	50101010
232,000,000	2.12	0.0582	0.1207	0.1207	25/09/2025	19/06/2017	---	ADMIE (IPTO) HOLDING S.A. (CR)	3.11	0.97	# 3.08	21/04/2026	3.08	3.06	3.13	3.11	3.109	100@3.08	4081@3.12	---	2025	264,973	691	823,684.83	721,520.00	2.76	3.13	65101015
90,167,100	0.500	0.7515	0.8041	---	20/05/2025	24/05/2021	---	AEGEAN AIRLINES (CR)	12.2	-6.51	€ 13.05	21/04/2026	13.16	12.2	13.19	12.2	12.604	7701@12.20	681@12.23	---	---	323,689	1,689	4,079,646.24	1,100,038.62	10.8	15.36	40501010
204,002,463	0.300	---	---	---	12/08/2008	07/01/2025	---	AKTOR S.A. HOLDING CO. (CR)	11.16	1.46	# 11	21/04/2026	11.04	10.9	11.16	11.16	11.03	133@11.12	7682@11.16	---	---	96,736	462	1,066,986.74	2,276,667.49	9.25	11.7	50101010
103,423,291	0.570	---	0.4134	---	25/06/2025	28/08/2024	---	GEK TERNA (CR)	41.2	1.23	# 40.7	21/04/2026	40.7	40.52	41.7	41.2	41.169	175@41.18	10009@41.20	---	---	297,205	3,208	12,235,680.80	4,261,039.59	25.28	41.7	50101010
369,270,000	2.48	0.25	0.4	---	21/07/2025	12/12/2001	---	PPC (CR)	18.49	-1.02	€ 18.68	21/04/2026	18.86	18	18.86	18.49	18.501	6744@18.48	1582@18.50	---	---	610,281	2,571	11,290,607.14	6,827,802.30	16.28	20.56	65101015
309,544,087	1.00	0.33	0.7862	0.6621	22/04/2026	07/02/2024	---	ATHENS INTL AIRPORT (CR)	10.3	-6.02	€ 10.96	21/04/2026	10.43	10.21	10.45	10.3	10.337	728@10.28	12@10.31	---	2025	253,738	1,327	2,622,918.47	3,188,304.10	9.92	12	50206060
914,715,153	1.00	0.3643	0.4442	0.221	10/11/2025	29/08/2018	---	NATIONAL BANK (CR)	14.3	-1.24	€ 14.48	21/04/2026	14.48	14.08	14.56	14.3	14.334	1702@14.29	364@14.38	---	---	2,210,646	5,192	31,688,197.51	13,080,426.69	12.06	16.005	30101010
27,728,682	0.260	(0.06)	0.065	---	14/07/2025	24/07/2024	---	EKTER SA (CR)	4.17	3.22	# 4.04	21/04/2026	4.07	4.01	4.2	4.17	4.11	505@4.16	1000@4.18	---	---	130,430	393	536,107.74	115,628.60	3.28	4.59	50101010
375,241,586	0.390	0.04	0.0901	---	26/06/2025	14/07/2006	---	ELVALHALCOR (CR)	3.985	-2.33	€ 4.08	21/04/2026	4.07	3.985	4.09	3.985	4.04	790@3.99	148@4.00	---	---	139,208	584	562,333.00	1,495,337.72	3.21	5.07	55102015
348,192,005	0.040	---	---	0.5029	22/12/2025	24/03/2025	---	ELLAKTOR (CR)	1.366	-0.58	€ 1.374																	

Daily Official List

Year: 147 Trading Day No: 72

Section 2: Analytic Figures of Shares Transactions

Wednesday, 22 April, 2026

Number of Outstanding Securities	Nominal Value	Dividends [1]			Date of Last Coupon		Note	Shares	Closing price	% change	Previous closing price/date	Open price	Price min	Price max	Last price	Avg price	Last Bid [7]	Last Ask [7]	P/E after tax	Year	Volume	Trades	Transactions Value[8]	Company Mkt Value (thou. €)	Year low	Year high	Sector[4]	
2023	2024	2025	Dividend [2]	Right																								
63,700,000	0.780	0.2313	0.3139	---	02/05/2025	13/06/2018	---	GR. SARANTIS S.A. (CR)	14.8	0.27 #	14.76	21/04/2026	14.76	14.56	14.84	14.8	14.721	4000@14.72	150@15.00	---	---	26,615	329	391,808.44	942,760.00	12.92	15.74	45201020
221,322,426	1.15	(0.1467)	(0.19)	---	23/06/2025	09/07/2025	---	OPTIMA BANK (CR)	9.08	-1.41 €	9.21	21/04/2026	9.155	9.02	9.17	9.08	9.116	139@9.09	212@9.11	---	---	179,812	632	1,639,210.83	2,009,607.63	7.59	10.1	30101010
1,235,953,028	0.930	0.0632	---	---	10/07/2024	03/06/2025	---	PIRAEUS BANK (CR)	8.276	-1.00 €	8.36	21/04/2026	8.418	8.208	8.442	8.276	8.301	67067@8.28	354@8.28	---	---	4,414,277	5,140	36,644,586.04	40,228,747.26	6.53	8.99	30101010

Main Market - Medium Liquidity Class

13,126,020	0.660	0.1376	0.1713	---	16/12/2025	04/09/2020	---	AS COMPANY SA (CR)	4.36	-0.46 €	4.38	21/04/2026	4.38	4.295	4.38	4.36	4.344	451@4.30	354@4.36	---	---	16,886	42	73,352.76	57,229.45	3.62	4.5	40401030
14,000,000	1.95	0.26	0.5	---	24/06/2025	26/03/2024	---	ALPHA REAL ESTATE (CR)	7.24	---	7.24	21/04/2026	7.24	7.24	7.3	7.24	7.269	150@7.20	30@7.30	---	---	3,150	48	22,897.60	101,360.00	6.94	7.58	35101015
3,150,744	0.360	0.563	0.5842	---	27/05/2025	02/06/2020	---	ALPHA TRUST HOLDINGS (CR)	19.9	-0.25 €	19.95	21/04/2026	19.9	19.9	19.9	19.9	19.9	240@19.90	299@20.00	---	---	860	14	17,114.00	62,699.81	11.9	20	30202010
243,164,193	0.300	0.07	0.07	---	12/09/2025	05/12/2023	---	ATTICA HOLDINGS (CR)	1.668	-1.65 €	1.696	21/04/2026	1.7	1.654	1.7	1.67	1.664	231@1.66	9198@1.67	---	---	14,962	53	24,900.73	405,597.87	1.5	2.06	40501015
178,157,803	0.040	---	---	---	01/07/2008	21/02/2020	---	AVE (CR)	0.451	0.22 #	0.45	21/04/2026	0.45	0.443	0.451	0.451	0.448	10@0.443	200@0.452	---	---	16,493	38	7,397.07	80,349.17	0.423	0.49	40301010
47,149,827	2.10	---	0.135	0.08	05/11/2025	27/12/2024	---	BRIQ PROPERTIES (CR)	3.06	---	3.06	21/04/2026	3.07	3.05	3.07	3.05	3.058	440@3.06	2726@3.07	---	---	22,750	26	69,560.30	144,278.47	2.86	3.12	35102000
101,123,806	0.360	---	---	---	22/07/2010	28/06/2011	---	CENTRIC HOLDINGS (CR)	0.311	-1.89 €	0.317	21/04/2026	0.316	0.311	0.319	0.311	0.316	1610@0.310	2000@0.315	---	---	19,740	17	6,247.47	31,449.50	0.276	0.42	40203040
784,500	10.00	0.5008	0.4	0.15	02/12/2025	31/07/2018	---	CNL CAPITAL (CR)	6.75	0.75 #	6.7	21/04/2026	6.7	6.7	6.75	6.75	6.745	100@6.70	100@6.80	---	2024	220	3	1,484.00	5,295.38	6.3	7.6	30202010
10,567,700	0.300	---	---	---	06/10/2005	13/02/2002	---	CPI SA (CR)	0.534	1.14 #	0.528	21/04/2026	0.534	0.534	0.534	0.534	0.534	550@0.500	1285@0.534	---	---	190	3	101.46	5,643.15	0.442	0.646	10102030
18,680,300	0.050	---	---	---	06/07/2022	---	---	DIMAND (CR)	12.7	---	12.7	21/04/2026	12.7	12.3	12.75	12.7	12.427	75@12.25	622@12.70	---	---	101,740	133	1,264,335.90	237,239.81	10.95	13.5	35101010
15,333,480	0.100	---	0.04	---	07/07/2025	02/02/2026	---	E.I.N.S. (CR)	1.642	-2.26 €	1.68	21/04/2026	1.68	1.61	1.68	1.642	1.637	1000@1.63	500@1.65	---	---	86,174	189	141,052.34	25,177.57	1.38	2.115	50205020
60,348,000	0.420	0.2504	0.3025	---	23/06/2025	04/08/2021	---	EURONEXT ATHENS (CR)	7.12	-0.14 €	7.13	21/04/2026	7.34	7.12	7.34	7.12	7.143	177@7.12	463@7.16	---	---	2,288	38	16,343.03	429,677.76	5.72	7.43	30202015
121,168,897	0.040	---	---	---	07/07/2010	16/01/2024	5160	FRIGOGLASS SA (CR)	0.406	5.45 #	0.385	21/04/2026	0.394	0.388	0.41	0.406	0.399	6500@0.403	1810@0.406	---	2024	149,120	143	59,538.12	49,194.57	0.291	0.5	50204000
56,003,921	1.55	---	---	---	30/08/1993	29/01/2026	---	IDEAL HOLDINGS (CR)	5.7	---	5.7	21/04/2026	5.76	5.68	5.76	5.7	5.715	321@5.70	1500@5.74	---	---	35,434	123	202,512.83	319,222.35	5.3	6.71	10102030
4,740,000	0.860	---	---	---	14/03/2003	---	---	LOGISMOS S.A. (CR)	2.12	---	2.12	21/04/2026	---	---	---	---	---	200@2.02	250@2.10	---	2024	---	---	---	10,048.80	1.96	2.58	10101015
17,120,280	0.940	0.12	0.3	---	26/05/2025	26/06/2023	---	LOULIS FOOD (CR)	3.99	1.79 #	3.92	21/04/2026	3.9	3.83	4.01	3.99	3.923	60@3.99	385@4.00	---	---	6,424	30	25,204.20	68,309.92	3.42	4.1	45102020
4,419,616	1.58	0.06	0.13	---	07/07/2025	04/03/2015	---	MEDICON S.A. (CR)	2.46	---	2.46	21/04/2026	---	---	---	---	---	2622@2.41	588@2.48	---	---	---	---	---	10,872.26	2.32	2.75	20102010
468,700	2.8	2.4	---	---	12/06/2025	21/05/2004	---	MERMEREN KOMB. A.D. PR. (GDR)	33.4	1.21 #	33	21/04/2026	33.2	33.2	33.4	33.4	33.344	69@31.60	100@33.00	---	2024	32	3	1,067.00	15,654.58	31	36.2	55102000
10,500,000	0.950	0.15	0.25	---	04/07/2025	21/07/2023	---	MEVACO SA (CR)	8.98	-1.75 €	9.14	21/04/2026	8.94	8.9	9	8.98	8.914	120@8.92	352@8.98	---	2024	1,143	10	10,188.90	94,290.00	8.3	9.85	55102015
31,400,000	0.400	---	---	---	26/04/2007	10/05/2023	---	MIG (CR)	3.18	-0.63 €	3.2	21/04/2026	3.2	3.13	3.2	3.18	3.166	73@3.15	300@3.18	---	---	2,847	42	9,014.05	99,852.00	2.82	3.85	30202000
153,908,095	0.870	0.0229	0.0248	---	11/09/2025	02/08/2024	---	ORILINA PROPERTIES REIC (CR)	0.818	0.25 #	0.816	21/04/2026	0.82	0.818	0.82	0.818	0.818	72@0.812	2000@0.820	---	---	15,523	102	12,702.83	125,896.82	0.77	0.886	35102000
14,101,683	0.100	0.0526	0.1091	---	03/06/2025	02/11/2021	---	PERFORMANCE TECHNOLOGIES (CR)	8.48	-1.05 €	8.57	21/04/2026	8.61	8.4	8.61	8.48	8.489	150@8.28	1240@8.49	---	---	8,738	28	74,176.13	119,582.27	6.62	8.92	10101010
107,222,688	0.440	0.22	0.3	---	23/06/2025	16/03/2022	---	QUEST HOLDINGS (CR)	6.98	---	6.98	21/04/2026	6.98	6.8	6.98	6.98	6.894	3227@6.87	271@6.98	---	---	37,729	158	260,085.50	748,414.36	6.07	7.22	10101010
30,703,824	0.400	0.04	0.0509	---	19/08/2025	06/08/2021	---	REAL CONSULTING (CR)	6.14	2.33 #	6	21/04/2026	6	6	6.14	6.14	6.073	100@6.00	439@6.14	---	---	28,559	113	173,450.18	188,521.48	4.95	6.56	10101010
6,456,530	1.08	0.16	0.15	---	21/07/2025	02/08/2010	---	SPACE HELLAS SA (CR)	6.8	0.89 #	6.74	21/04/2026	6.8	6.74	6.96	6.8	6.836	81@6.80	310@6.90	---	---	1,910	32	13,056.66	43,904.40	5.92	8.48	15101010
121,132,042	1.60	0.08	0.1	0.0651	30/12/2025	10/11/2023	---	TRADE ESTATES REIC (CR)	1.962	0.41 #	1.954	21/04/2026	1.952	1.952	1.964	1.962	1.959	500@1.96	500@1.97	---	---	23,474	28	45,985.28	237,661.07	1.81	2.02	35102045
17,513,933	0.300	---	---	---	16/11/1992	09/10/2025	---	UNIBIOS (CR)	2.69	-0.37 €	2.7	21/04/2026	2.715	2.62	2.72	2.69	2.641	383@2.63	1405@2.69	---	---	1,996	31	5,271.41	47,112.48	2.13	2.97	50204000
37,975,800	0.600	---	---	---	10/09/2019	01/04/2026	---	YKNOT (CR)	0.996	-1.87 €	1.015	21/04/2026	1	0.98	1.01	0.996	0.847	3000@0.988	2867@1.00	---	---	329,637	102	279,093.64	37,823.90	0.7326	1.7394	40501015
32,413,681	0.370	---	---	---	15/07/2009	11/05/2000	---	ALUMIL (CR)	5.97	-0.83 €	6.02	21/04/2026	6	5.84	6	5.97	5.915	1166@5.86	899@5.97	---	---	21,923	98	129,677.67	193,509.68	5	6.88	55102035
3,734,164	3.44	0.4954	0.5896	---	14/10/2025	19/07/2022	---	ANDROMEDA SA (CR)	8.28	2.22 #	8.1	21/04/2026	8.12	8.12	8.32	8.28	8.252	166@8.18	150@8.34	---	2025	10,312	67	85,091.56	30,918.88	7.58	9.1	30204000
23,986,500	1.00	---	---	---	26/06/2009	25/08/2025	---	BIOKARPET S.A.(CR)	1.72	0.12 #	1.718	21/04/2026	1.716	1.68	1.72	1.72	1.694	1@1.69	645@1.72	---	---	16,425	48	27,818.25	41,256.78	1.45	2.06	50101035
6,325,000	0.600	0.145	0.07	---	28/07/2025	17/02/2014	---	VOYATZOGLOU (CR)	2.13	1.43 #	2.1	21/04/2026	2.1	2.1	2.14	2.13	2.126	36@2.13	488@2.14	---	---	5,608	29	11,925.04	13,472.25	1.96	2.44	50205010
24,060,000	0.300	0.075	0.075	---	17/06/2025	01/07/2019	---	GEN. COMMERCIAL & IND.SA (CR)	2.14	-2.28 €	2.19	21/04/2026	2.16	2.12	2.17	2.14	2.142	25@2.14	705@2.17									

Daily Official List

Year: 147 Trading Day No: 72

Section 2: Analytic Figures of Shares Transactions

Wednesday, 22 April, 2026

Number of Outstanding Securities	Nominal Value	Dividends [1]			Date of Last Coupon		Note	Shares	Closing price	% change	Previous closing price/date	Open price	Price min	Price max	Last price	Avg price	Last Bid [7]	Last Ask [7]	P/E after tax	Year	Volume	Trades	Transactions Value[8]	Company Mkt Value (thou. €)	Year low	Year high	Sector[4]	
		2023	2024	2025	Dividend [2]	Right																						
34,720,000	0.310	---	---	---	16/06/2010	01/08/2007	---	DROMEAS SA (CR)	0.333	1.83 #	0.327	21/04/2026	0.333	0.325	0.335	0.329	0.333	99@0.329	2500@0.334	---	---	6,541	19	2,176.26	11,561.76	0.308	0.39	40202015
13,673,200	0.420	0.05	0.05	---	19/08/2025	26/07/2001	---	EVROFARMA (CR)	3.72	-0.27 €	3.73	21/04/2026	3.73	3.62	3.73	3.72	3.689	30@3.55	176@3.72	---	---	978	17	3,607.76	50,864.30	3.02	4.07	45102020
18,146,007	1.00	---	---	---	23/08/2023	10/09/2010	---	ELASTRON (CR)	2.39	-0.42 €	2.4	21/04/2026	2.35	2.34	2.39	2.39	2.346	200@2.35	540@2.39	---	---	3,586	15	8,411.99	43,368.96	2.02	2.65	55102010
23,828,130	0.500	0.108	0.1366	---	14/07/2025	17/02/2009	---	ELINOIL S.A. (CR)	2.25	-0.44 €	2.26	21/04/2026	2.26	2.2	2.28	2.25	2.251	228@2.19	851@2.24	---	---	6,571	24	14,793.85	53,613.29	2.11	2.59	60101020
19,864,886	5.60	0.672	0.672	---	23/04/2025	02/07/2008	---	BANK OF GREECE (CR)	15.5	-0.32 €	15.55	21/04/2026	15.6	15.5	15.75	15.5	15.628	138@15.50	1010@15.55	---	2025	19,495	112	304,663.25	307,905.73	14.8	17.5	30101010
26,730,187	0.520	---	0.07	---	09/07/2025	01/08/2017	---	ELTON SA (CR)	1.76	0.29 #	1.755	21/04/2026	1.77	1.725	1.77	1.76	1.75	312@1.75	1998@1.76	---	---	24,005	51	42,008.35	47,045.13	1.62	2.22	50205010
36,300,000	1.12	0.0276	0.055	---	01/07/2025	12/12/2007	---	THESSALONIKA WATER & SEWERAGE	3.755	-0.66 €	3.78	21/04/2026	3.78	3.72	3.83	3.76	3.79	1120@3.75	550@3.76	---	---	15,420	71	58,438.76	136,306.50	3.4	4.02	65102030
143,352,325	0.260	---	---	---	29/08/2022	28/04/2025	---	EVROPI HOLDINGS S.A. (CR)	1.89	-1.46 €	1.918	21/04/2026	1.936	1.87	1.936	1.89	1.889	1200@1.87	376@1.89	---	---	57,920	84	109,426.14	270,935.89	1.77	2.34	30302025
86,735,980	0.310	0.02	---	---	22/07/2024	07/09/2023	---	ATHENS MEDICAL CENTER SA (CR)	1.975	0.77 #	1.96	21/04/2026	1.94	1.92	1.975	1.975	1.957	400@1.94	498@1.98	---	---	20,796	71	40,706.30	171,303.56	1.565	2.07	20101010
114,320,400	0.100	---	---	---	26/11/2021	05/08/2019	---	IKTINOS HELLAS SA (CR)	0.3195	-1.24 €	0.3235	21/04/2026	0.325	0.3175	0.328	0.3195	0.32	52@0.319	2573@0.323	---	---	66,803	112	21,359.21	36,525.37	0.302	0.4535	50101035
14,111,198	0.450	(0.0133)	0.07	---	31/07/2025	09/01/2025	---	ILYDA S.A. (CR)	4.55	-1.52 €	4.62	21/04/2026	4.69	4.55	4.69	4.55	4.62	739@4.55	1030@4.60	---	2024	5,943	37	27,455.61	64,205.95	3.74	5.52	10101015
3,417,600	0.100	0.016	---	---	04/07/2024	02/04/2024	---	INTERWOOD-XYLEMPORIA (PR)	0.438	-28.20 €	0.61	21/04/2026	0.56	0.428	0.56	0.438	0.453	1050@0.428	2102@0.438	---	---	54,583	101	24,745.09	12,942.09	0.4	0.76	50101020
45,417,399	0.100	---	---	---	25/07/2008	02/04/2024	---	INTERWOOD-XYLEMPORIA (CR)	0.252	-2.33 €	0.258	21/04/2026	0.258	0.25	0.258	0.252	0.255	300@0.250	400@0.255	---	---	23,860	20	6,090.84	12,942.09	0.201	0.274	50101020
18,567,912	0.590	0.16	0.201	---	02/07/2025	26/01/2021	---	INTERLIFE G.C.I.(CR)	7	1.45 #	6.9	21/04/2026	6.88	6.78	7	7	6.868	200@6.80	3198@7.00	---	2025	21,147	97	145,243.28	129,975.38	5.56	7	30302025
8,424,900	0.500	---	---	---	12/07/2010	04/07/2019	---	INTERTECH SA (CR)	1.495	1.36 #	1.475	21/04/2026	1.405	1.405	1.495	1.495	1.492	1000@1.45	700@1.50	---	2024	4,393	18	6,555.33	12,595.23	0.99	1.51	50205010
2,760,000	11.83	12.4	14	---	30/05/2025	16/07/1990	---	KARELIA (CR)	396	-0.50 €	398	21/04/2026	400	394	400	396	397.081	2@396.00	246@397.00	---	---	198	21	78,622.00	1,092,960.00	354	414	45103010
19,804,134	0.150	---	---	---	01/07/2004	06/11/2017	---	KEKROPS SA (CR)	1.745	-4.65 €	1.83	21/04/2026	1.795	1.745	1.795	1.745	1.772	5@1.75	95@1.77	---	2024	5,769	49	10,221.13	34,558.21	1.53	2.35	35101010
11,510,102	0.890	---	---	---	24/06/2005	06/10/1999	---	NAFPAKTOS TEXTILE (CR)	1.36	-0.73 €	1.37	21/04/2026	1.375	1.335	1.375	1.345	1.362	122@1.31	500@1.35	---	---	160	3	217.90	15,653.74	1.26	1.69	55101020
21,224,340	0.420	---	---	---	06/09/2022	25/04/2006	---	KORDELLOS BROS SA (CR)	0.457	2.01 #	0.448	21/04/2026	0.454	0.439	0.46	0.457	0.45	190@0.443	316@0.457	---	2024	10,134	37	4,557.08	9,699.52	0.366	0.554	55102010
33,065,136	0.380	0.3506	0.4007	---	21/08/2025	16/09/2013	---	KRI-KRI S.A. (CR)	23.3	-1.06 €	23.55	21/04/2026	24	23.1	24	23.3	23.535	50@23.20	100@23.45	---	2024	15,780	138	371,376.00	770,417.67	19.18	24.65	45102020
6,200,000	0.500	---	---	---	22/06/2010	01/11/1995	---	MINERVA KNITWEAR (CR)	0.595	0.85 #	0.59	21/04/2026	0.58	0.57	0.595	0.595	0.594	249@0.570	1@0.595	---	---	101	6	60.04	3,689.00	0.473	0.772	40204020
5,939,268	0.620	---	---	---	10/07/2003	03/01/2002	---	LANAKAM SA (CR)	1.39	---	1.39	21/04/2026	1.385	1.385	1.465	1.465	1.389	90@1.35	400@1.39	---	---	1,958	3	2,719.72	8,255.58	0.96	1.465	40401020
9,819,370	0.500	---	---	---	14/08/2007	09/01/2004	---	MATHIOS REFRACTORY SA (CR)	0.725	-2.69 €	0.745	21/04/2026	0.735	0.715	0.735	0.715	0.723	200@0.700	40@0.725	---	---	575	5	415.63	7,119.04	0.59	0.97	55101000
30,150,000	0.360	0.122	0.1335	---	17/06/2025	25/04/2019	---	MOTODYNAMICS S.A. (CR)	2.58	0.78 #	2.56	21/04/2026	2.58	2.55	2.62	2.58	2.601	100@2.53	1098@2.58	---	---	37,528	79	97,627.45	77,787.00	2.23	2.7	40401030
126,431,958	2.50	0.025	0.043	---	03/06/2025	05/06/2024	---	NOVAL PROPERTY REIC (CR)	2.62	-0.76 €	2.64	21/04/2026	2.64	2.62	2.65	2.62	2.63	2950@2.62	225@2.65	---	2025	12,170	25	32,009.34	331,251.73	2.51	2.92	35102045
10,080,000	3.00	1.3	2	---	16/05/2025	27/08/2001	---	TPA SA (CR)	38.2	-1.80 €	38.9	21/04/2026	38.9	38	39.1	38.2	38.516	210@38.20	150@38.80	---	---	4,487	55	172,821.90	385,056.00	33.2	39.2	50206060
25,000,000	2.00	1.336	1.92	---	04/08/2025	08/08/2003	---	P.P.A. S.A. (CR)	38.4	-0.77 €	38.7	21/04/2026	38.65	38.2	39	38.4	38.672	386@38.40	429@38.70	---	2025	8,189	167	316,682.90	960,000.00	35.4	41.1	50206060
68,926,799	0.240	---	---	---	07/07/2023	---	---	ONYX TOURISTIKI S.A. (CR)	1.376	-1.29 €	1.394	21/04/2026	1.4	1.354	1.4	1.376	1.37	500@1.36	1590@1.38	---	---	88,504	153	121,249.32	94,843.28	1.33	2.22	40401020
4,971,466	1.46	---	---	---	04/07/2007	08/10/2003	---	PAIRIS SA (CR)	0.82	-1.44 €	0.832	21/04/2026	0.836	0.796	0.836	0.82	0.812	100@0.776	971@0.820	---	---	323	9	262.34	4,076.60	0.73	0.984	50203030
27,098,594	0.540	0.0702	0.0605	0.0909	21/04/2026	14/01/2021	---	PAPOUTSANIS (CR)	3.75	---	3.75	21/04/2026	3.77	3.6	3.77	3.75	3.652	230@3.70	117@3.75	---	2025	11,072	53	40,431.76	101,619.73	3.32	4.06	45201020
7,070,400	0.930	0.8645	0.3242	---	11/07/2025	06/05/2016	---	PETROPOULOS PETROS (CR)	8.32	-0.48 €	8.36	21/04/2026	8.4	8.28	8.4	8.32	8.309	200@8.26	294@8.32	---	---	7,503	41	62,345.48	58,825.73	7.58	8.98	50206015
43,741,452	0.660	0.2388	0.2391	0.07	19/01/2026	01/11/1999	---	THRACE PLASTICS SA (CR)	4.05	1.25 #	4	21/04/2026	4.04	4.005	4.1	4.05	4.051	42@4.05	341@4.07	---	---	49,365	161	199,964.80	177,152.88	3.55	4.535	50203015
24,319,250	0.300	---	---	---	09/07/2002	04/07/2007	5165	PROODEFTIKH SA (CR)	0.33	-2.94 €	0.34	21/04/2026	0.323	0.323	0.342	0.33	0.336	666@0.325	6200@0.330	---	---	51,285	54	17,221.32	8,025.35	0.292	0.5	50101010
21,912,599	0.300	0.0485	0.0483	---	29/04/2025	23/02/2007	---	REVOIL (CR)	1.59	0.63 #	1.58	21/04/2026	1.6	1.56	1.6	1.59	1.581	50@1.56	603@1.59	---	---	14,612	48	23,102.89	34,841.03	1.535	1.86	60101020
13,582,223	1.35	---	---	---	24/06/2008	02/02/2016	---	SIDMA STEEL (CR)	1.585	---	1.585	21/04/2026	1.58	1.51	1.585	1.585	1.54	200@1.56	625@1.59	---	---	5,161	34	7,948.53	21,527.82	1.455	2.12	55102010
40,693,350	5.00	---	---	---	03/07/2006	26/05/2015	---	TECHNICAL OLYMPIC SA (CR)	2.34	---	2.34	21/04/2026	2.34	2.29	2.34	2.34	2.317											

Number of Outstanding Securities	Nominal Value	Dividends [1]			Date of Last Coupon		Note	Shares	Closing price	% change	Previous closing price/date	Open price	Price min	Price max	Last price	Avg price	Last Bid [7]	Last Ask [7]	P/E after tax	Year	Volume	Trades	Transactions Value[8]	Company Mkt Value (thou. €)	Year low	Year high	Sector[4]
8,340,750	1.16	---	---	---	25/06/2009	17/09/2018	---	HAIDEMENOS SA (CR)	0.7	---	0.7	21/04/2026	---	---	---	---	200@0.690	195@0.720	---	2024	---	---	---	5,838.53	0.65	0.83	50205030

Main Market - Low Liquidity Class

11,943,624	0.540	0.15	0.165	---	01/07/2025	30/08/2019	---	FLEXOPACK SA (CR)	8	---	8	21/04/2026	7.75	7.75	7.75	7.75	7.75	323@7.75	1@8.15	---	---	1	1	7.75	95,548.99	7.4	8.6	50203030	
244,737,498	0.500	0.02	0.03	0.04	26/03/2026	28/12/2023	---	TRASTOR REAL EST. INV. CO.(CR)	1.255	0.40	#	1.25	21/04/2026	1.245	1.245	1.27	1.26	1.253	300@1.23	285@1.27	---	2025	1,485	13	1,860.10	307,145.56	1.15	1.38	35102000
15,300,000	0.300	---	0.01	---	09/10/2025	13/12/1999	---	ATTICA PUBLICATIONS SA (CR)	1.355	---	1.355	21/04/2026	1.35	1.31	1.36	1.31	1.351	125@1.31	52@1.35	---	---	51	4	68.91	20,731.50	1.17	1.44	40301030	
18,810,000	0.400	0.0381	0.0591	---	20/10/2025	14/11/2007	---	VARVERIS - MODA BAGNO SA (CR)	6.54	0.31	#	6.52	21/04/2026	6.42	6.42	6.6	6.54	6.534	69@6.42	300@6.56	---	---	615	8	4,018.70	123,017.40	5.16	6.62	40401025
3,307,500	0.210	0.4	0.4	---	23/10/2025	30/11/2022	---	ELVE SA (CR)	5.2	-4.59	€	5.45	21/04/2026	5.25	5.2	5.25	5.2	5.205	400@5.30	27@5.45	---	2024	483	3	2,514.10	17,199.00	5	5.8	40204020
21,364,000	1.12	---	---	---	21/08/2023	08/03/2023	---	LAMPSA HOTEL SA (CR)	47.6	---	47.6	21/04/2026	47.8	47.8	47.8	47.8	47.8	69@47.80	50@48.60	---	---	41	2	1,959.80	1,016,926.40	42.2	48.4	40501025	
38,566,614	0.700	---	---	---	21/07/2008	07/07/2025	---	MOUZAKIS (CR)	0.545	---	0.545	21/04/2026	---	---	---	---	250@0.540	454@0.595	---	---	---	---	---	21,018.80	0.535	0.69	55101020		
42,500,000	1.00	0.0383	0.0538	0.1673	21/11/2025	13/09/2023	---	MPL KEDROS (CR)	4.36	0.23	#	4.35	21/04/2026	4.36	4.34	4.37	4.37	4.36	299@4.33	200@4.38	---	---	1,852	11	8,074.74	185,300.00	4.23	4.41	35102000
6,340,000	0.600	0.2	0.23	0.23	09/12/2025	11/01/2024	---	NAKAS MUSIC	3.4	-0.58	€	3.42	21/04/2026	3.4	3.4	3.42	3.4	3.404	46@3.40	80@3.42	---	---	319	18	1,085.82	21,556.00	3.24	3.92	40401030
27,379,200	0.980	0.5001	0.52	---	25/08/2025	29/08/2022	---	CRETE PLASTICS SA (CR)	14	---	14	21/04/2026	14.6	14.6	14.6	14.6	14.6	265@13.90	499@14.60	---	---	1	1	14.60	383,308.80	13.2	15.9	50203015	
255,494,534	2.71	0.247	0.705	0.216	15/12/2025	30/09/2021	---	PRODEA (CR)	6	---	6	21/04/2026	5.95	5.95	6	6	5.99	1421@5.95	7662@6.00	---	---	2,983	13	17,868.00	1,532,967.20	5.2	6.5	35102000	
4,181,450	0.500	---	---	---	21/08/2000	05/03/2002	---	FLOUR MILLS SARANTOPOULOS SA	1.56	---	1.56	21/04/2026	1.7	1.7	1.7	1.7	1.7	---	1550@1.70	---	---	75	1	127.50	6,523.06	1.12	1.7	45102020	

Exchange Traded Funds (ETFs)

1,380,078	---	---	---	---	15/06/2016	---	---	ALPHA ETF FTSE Athex Large Cap	57.49	-1.34	€	58.27	21/04/2026	58.15	57.32	58.15	57.49	57.763	69@57.30	100@59.00	---	---	4,265	101	246,360.90	---	51.03	66.71	12003
-----------	-----	-----	-----	-----	------------	-----	-----	--------------------------------	-------	-------	---	-------	------------	-------	-------	-------	-------	--------	----------	-----------	-----	-----	-------	-----	------------	-----	-------	-------	-------

Surveillance

8,321,682	0.670	---	---	---	17/08/2007	23/11/1999	---	N. LEVENTERIS (CR)	0.278	---	0.278	21/04/2026	0.26	0.26	0.26	0.26	0.26	265@0.260	3696@0.280	---	2024	325	1	84.50	2,708.80	0.252	0.32	55102010	
2,160,524	0.670	---	---	---	03/12/2018	23/11/1999	---	N. LEVENTERIS (PR)	0.183	---	0.183	21/04/2026	---	---	---	---	---	---	---	---	---	2024	---	---	---	2,708.80	0.165	0.2	55102010

Suspension Status

13,191,620	0.620	---	---	---	04/08/2010	09/09/2002	5232	YALCO - CONSTANTINOU (CR)	0.16	---	0.16	30/05/2025	---	---	---	---	---	26032@0.162	---	---	---	---	---	---	2,110.66	0.16	0.16	40202020
17,579,754	4.16	---	---	---	18/08/2006	02/08/2010	---	BIOTER SA (CR)	0.206	---	0.206	30/05/2025	---	---	---	---	---	---	---	---	---	---	---	---	3,621.43	0.206	0.206	50101010
3,961,300	1.28	---	---	---	29/06/2004	03/08/2000	5248	DUROS SA (CR)	0.25	---	0.25	24/04/2023	---	---	---	---	---	---	---	---	---	---	---	---	990.33	0.25	0.25	40204020
15,842,391	1.51	---	---	---	15/07/2009	12/05/2000	5141	BITROS HOLDING SA (CR)	0.51	---	0.51	30/05/2025	---	---	---	---	---	---	---	---	---	---	---	---	8,079.62	0.51	0.51	55102010
28,438,268	0.070	---	---	---	21/08/2006	24/11/1999	5253	SPIROY AGRICULTURE SA (CR)	0.138	---	0.138	30/05/2025	---	---	---	---	---	---	---	---	---	---	---	---	3,924.48	0.138	0.138	45102010

Shares' Notes

Code	Note text
()	- Adjusted dividends.
*	- Last adjusted closing price.
[1]	- Net dividends.
[2]	- The "Date of Last Coupon" for New listings refers to the date company's stocks started to trade in Athex
[3]	- The Company Market Value is referred to the number of outstanding shares
[4]	- Sectors codification can be found in Appendix A
[5]	- The Market Value refers to the total number of shares listed (including their several classes) in the exchange by the company.
[6]	- P/E greater than 100
[7]	- Last view of the Order Book before the end of the trading session
[8]	- All Blocks Methods' Transactions Value are included.
5141	- Transfer to the Surveillance Category as of 10/05/2017.
5160	- Transfer to the Surveillance Category as of 15/04/2016.
5165	- Transfer to the Surveillance Category as of 15/02/2018.
5193	- Transfer to the Surveillance Category as of 25/10/2018.
5232	- Transfer to the Under Surveillance Category from 08/04/2011.
5248	- Transfer to the Surveillance Category as of 06/09/20116.
5253	- Transfer to the Surveillance Category as of 14/5/2021.

Securities Blocks Details

Securities	Block Volume	Price	Block Trade Value	Time of approval	Note
OPTIMA BANK (CR)	60,000	9.19	551,400.00	10:45:59	20
PIRAEUS BANK (CR)	100,000	8.35	834,900.00	11:10:42	20
PPC (CR)	224,148	18.55	4,157,945.40	12:35:59	20
FOURLIS (CR)	1,100	4.88	5,368.00	12:48:59	14
JUMBO SA (CR)	18,255	23.97	437,572.35	12:56:05	20
Y/KNOT (CR)	125,000	0.800	100,000.00	13:07:55	20
Y/KNOT (CR)	125,000	0.800	100,000.00	13:07:55	20
EUROBANK (CR)	130,000	3.92	509,600.00	13:24:29	20
EUROBANK (CR)	130,000	3.95	513,500.00	13:25:44	20
HELLENIQ ENERGY (CR)	47,257	9.47	447,523.79	13:51:33	20
DIMAND (CR)	80,000	12.40	992,000.00	14:11:46	20
NATIONAL BANK (CR)	50,000	14.32	716,000.00	14:25:51	20
PIRAEUS BANK (CR)	300,000	8.31	2,494,200.00	14:55:31	20
NATIONAL BANK (CR)	139,283	14.43	2,009,853.69	16:58:57	20
PIRAEUS BANK (CR)	176,832	8.32	1,471,595.90	17:00:34	20
EUROBANK (CR)	177,267	3.95	700,913.72	17:01:03	20
ALPHA BANK (CR)	155,016	3.71	574,954.34	17:01:25	20
PIRAEUS BANK (CR)	250,000	8.40	2,100,000.00	17:11:06	20
NATIONAL BANK (CR)	106,902	14.30	1,528,698.60	17:11:50	20

Blocks Notes

- 9 - Method 6-1 / Special Fees
- 10 - Method 6-1 / Special Fees, SDS
- 14 - Method 6-3 / Settlement, Incomplete Buy and Sell
- 18 - Method 6-2 / SPOT 1
- 19 - Method 6-2 / SPOT 2
- 20 - Method 6-1 and Method 6-1 Same Day Settlement
- 21 - Other Pre-agreed

Shares Rights Details

Occured date	Exercise from	Exercise until	Trading until	Rights	Price min	Price max	Closing price	Last Bid	Last Ask	Volume	Trades	Transactions Value
--------------	---------------	----------------	---------------	--------	-----------	-----------	---------------	----------	----------	--------	--------	--------------------

No Rights Transactions.

Forced Sales Details

Securities	Category of Security	Transactions Volume	Number of Trades	Transactions Value	Note
------------	----------------------	------------------------	---------------------	-----------------------	------

No Forced Transactions.

Forced Sales Notes

- 1 - Compulsory Public Forced Sales
- 2 - Forced Sales of Fixed Registered Shares
- 3 - Forced Sales of Remaining Fractional Shares

Exchange Traded Funds (ETFs) Characteristics

	Transactions Date (T)	Creation / Redemption	Units (T-1)	New Units (T-1)	Redemption Units (T-1)	Units (T) [1]	Fund Assets [2]	Net Unit Price	Dividend per Unit	Dividend Date
ALPHA ETF FTSE Athex Large Cap	22/04/2026	5,000	1,380,078	---	---	1,380,078	79,969,250.00	57.9455	1.15	01/07/2025

ETFs Notes

[1] - Units (T) = Units (T-1) + New Units (T-1) - Redemption Units (T-1)

[2] - The Creation / Redemption Units of T-1 are included.

Non Convertible Corporate Bonds - Regulated Market

Num Listed Bonds	Nominal price	Issue price	Today's Rate	Exp. Date	Duration (years)	Note	Coupon		Trading Unit	Corporate Bonds	Accrued Int.	Yield.T.Mat	Price min	Price max	Closing price	Previous closing price/date	Volume	Transactions Value	Last order		ear min	Year max		
							Common	Preferred											Price	Buy / Sell			Date	
150,000	1,000.00	1,000.00	2.65	22/10/2026	5	---	10	---	1	CPLP SHIPPING HOLDINGS PLC (Non Convertible)	0.1472	3.2220	---	---	---	99.5190	17/04/2026	---	---	99.4500	B	21/04/2026	99.0433	100.5000
320,000	1,000.00	1,000.00	3.40	21/07/2027	7	---	12	---	1	LAMDA DEVELOPMENT S.A. (Non Convertible)	8.7833	2.9750	99.6501	99.7990	99.7979	99.4940	21/04/2026	18,000	18,120.11	99.5500	B	22/04/2026	97.5000	100.0000
200,000	1,000.00	1,000.00	1.90	23/03/2028	7	---	11	---	1	MOTOR OIL CORINTH REFINERIES SA (Non Convertible)	1.6889	3.2500	96.8500	97.1000	96.9453	97.0000	21/04/2026	127,000	123,335.03	96.8500	B	22/04/2026	96.7000	98.0000
150,000	1,000.00	1,000.00	2.60	22/10/2026	7	---	14	---	1	TERNA ENERGY FINANCE S.A. (Non Convertible)	0.1444	3.4080	99.3000	99.3100	99.3043	99.3000	21/04/2026	7,000	6,952.31	99.3000	B	22/04/2026	98.4189	99.7794
100,000	1,000.00	1,000.00	2.80	25/01/2027	5	---	9	---	1	PREMIA S.A. (Non Convertible)	6.8444	3.6280	99.0500	99.0500	99.0500	99.0030	20/04/2026	3,000	2,992.03	99.0110	B	22/04/2026	97.7000	99.5000
500,000	1,000.00	1,000.00	4.00	10/07/2030	7	---	6	---	1	METLEN ENERGY & METALS S.A. (Non Convertible)	11.3333	3.6070	99.9000	100.0000	99.9442	99.7930	21/04/2026	133,000	134,439.25	99.9300	B	22/04/2026	98.3000	101.4000
500,000	1,000.00	1,000.00	3.80	18/11/2032	7	---	1	---	1	LAMDA DEVELOPMENT S.A. (Non convertible)	16.5722	4.1150	98.0000	98.4000	98.0000	98.0000	21/04/2026	204,000	203,728.73	98.0000	B	22/04/2026	96.7229	99.9999
140,000	1,000.00	1,000.00	4.70	15/12/2030	5	---	1	---	1	AKTOR S.A. (Non convertible)	16.9722	4.1100	101.4000	102.5000	102.0584	101.7500	21/04/2026	37,000	38,389.57	101.5000	B	22/04/2026	100.6000	103.4900
500,000	1,000.00	1,000.00	3.20	29/09/2032	7	---	2	---	1	GEK TERNA S.A. (Non Convertible)	2.2222	3.7360	96.5000	96.9000	96.8266	96.6500	21/04/2026	32,000	31,055.61	96.8000	B	22/04/2026	94.0000	99.3790
500,000	1,000.00	1,000.00	2.75	03/07/2027	7	---	12	---	1	GEK TERNA S.A. (Non Convertible)	8.3264	2.9690	98.5000	99.4000	99.1800	98.6540	21/04/2026	368,000	367,547.51	98.7500	B	22/04/2026	97.7500	99.5000
300,000	1,000.00	1,000.00	2.30	20/07/2028	7	---	10	---	1	PRODEA REIC S.A. (Non Convertible)	6.0056	2.5720	98.7101	98.8000	98.8000	98.8000	21/04/2026	123,000	122,192.36	98.7301	B	22/04/2026	95.0000	99.9510
250,000	1,000.00	1,000.00	3.70	04/07/2032	7	---	2	---	1	AEGEAN AIRLINES S.A. (Non Convertible)	11.2028	3.6490	99.7000	99.7000	99.7000	99.5330	21/04/2026	10,000	10,082.03	99.1101	B	22/04/2026	98.0875	102.0999
250,000	1,000.00	1,000.00	2.45	16/11/2028	7	---	9	---	1	ELVALHALCOR S.A. (Non Convertible)	10.7528	3.4550	96.6500	96.7000	96.6853	96.4830	21/04/2026	34,000	33,238.59	96.6000	B	22/04/2026	94.9873	98.0000
120,000	1,000.00	1,000.00	2.65	06/12/2028	7	---	9	---	1	NOVAL PROPERTY REIC (Non Convertible)	10.0847	3.7260	95.8300	96.5000	96.3314	96.6260	21/04/2026	22,000	21,414.76	95.8800	B	22/04/2026	95.0000	99.9900
300,000	1,000.00	1,000.00	2.30	14/12/2028	7	---	9	---	1	GEK TERNA S.A. (Non Convertible)	8.3056	3.4850	95.7500	96.3000	96.2192	96.3260	21/04/2026	39,000	37,849.41	95.9998	B	22/04/2026	95.0000	97.2100
100,000	1,000.00	1,000.00	2.95	11/02/2027	5	---	9	---	1	SAFE BULKERS PARTICIPATIONS PLC (Non Convertible)	5.9000	3.8330	98.5000	99.0000	98.9167	99.8000	21/04/2026	18,000	17,911.20	98.8000	B	22/04/2026	97.8500	99.8700
100,000	1,000.00	1,000.00	4.40	26/07/2029	7	---	8	---	1	CPLP SHIPPING HOLDINGS PLC (Non Convertible)	10.7556	3.5970	100.3000	100.6000	100.6000	101.0000	21/04/2026	6,000	6,085.54	100.2000	B	22/04/2026	100.1928	102.8500
99,697	1,000.00	1,000.00	5.50	15/12/2028	5	---	5	---	1	IDEAL HOLDINGS S.A. (Non Convertible)	19.8611	3.7630	103.0000	103.3400	103.0356	103.3490	21/04/2026	18,000	18,903.90	102.8500	B	22/04/2026	101.4645	104.1000
200,000	1,000.00	1,000.00	4.25	23/01/2029	5	---	5	---	1	AUTOHELLAS S.A. (Non Convertible)	10.7431	3.7740	99.5000	100.6899	100.2795	100.2320	21/04/2026	43,000	43,582.13	99.7000	B	22/04/2026	99.5000	102.0000

Corporate Bonds Notes

Transactions Volume = (Pieces) * (Nominal Price). Transactions Value = (Pieces) * (Nominal Price) * (price %) + (Accrued interest).

The price of a Bond is stated as a percentage (%) of Bond's Nominal Price.

Nominal Price in Euros (€), except if it is noted differently.

Non Convertible Corporate Bonds - Regulated Market

Num Listed Bonds	Nominal price	Issue price	Today's Rate	Exp. Date	Duration (years)	Note	Coupon		Trading Unit	Corporate Bonds	Accrued Int.	Yield.T.Mat	Price min	Price max	Closing price	Previous closing price/date	Volume	Transactions Value	Last order		ear min	Year max		
							Common	Preffered											Price	Buy / Sell			Date	
130,000	1,000.00	1,000.00	6.00	27/02/2029	5	---	5	---	1	INTRALOT S.A. (Non Convertible)	9.3333	4.4440	102.5000	102.5000	102.5000	103.0730	21/04/2026	45,000	46,545.00	102.1100	B	22/04/2026	101.0000	104.5000
250,000	1,000.00	1,000.00	3.75	25/02/2033	7	---	1	---	1	CAPITAL CLEAN ENERGY CARRIERS CORP. (Non Convert)	6.0417	4.0460	98.0000	98.4000	98.2655	98.0000	21/04/2026	263,000	260,226.34	98.0000	B	22/04/2026	95.0002	99.9895
150,000	1,000.00	1,000.00	4.10	08/04/2033	7	---	1	---	1	PREMIA REIC (Non Convertible)	1.8222	4.1300	99.5000	100.1000	99.8000	99.3220	20/04/2026	2,000	1,999.64	99.5000	B	22/04/2026	98.8220	100.3700

Corporate Bonds Notes

Transactions Volume = (Pieces) * (Nominal Price). Transactions Value = (Pieces) * (Nominal Price) * (price %) + (Accrued interest).

The price of a Bond is stated as a percentage (%) of Bond's Nominal Price.

Nominal Price in Euros (€), except if it is noted differently.

Government Bonds

Number Listed Bonds	Nominal price	Today's Rate	Accrued Interest Calc	Exp. Date [1]	Duration (years)	Note	Coupons Date	Curr. coupon value	Trading Unit	Government Bonds	Price min	Price max	Closing price	Previous closing price/date	Volume	Transactions Value	Price	Last order Buy / Sell	Date
4,000,000	1,000.00	4.13	Actual/Actual	15/06/2054	30	---	15/06	4.13	1	GGB-FXD-150654-30Y-4.125-1.000	---	---	---	---	---	---	---	---	---
4,700,000	1,000.00	1.88	Actual/Actual	04/02/2035	15	---	04/02	1.88	1	GGB-FXD-040235-15Y-1.875-1.000	---	---	---	---	---	---	---	---	---
6,000,000	1,000.00	0.75	Actual/Actual	18/06/2031	10	---	18/06	0.75	1	GGB-FXD-180631-10Y-0.750-1.000	---	---	---	---	---	---	---	---	---
3,600,000	1,000.00	3.88	Actual/Actual	15/06/2028	5	---	15/06	3.88	1	GGB-FXD-150628-05Y-3.875-1.000	---	---	---	---	---	---	---	---	---
5,962,747,327	1.00	3.75	Actual/Actual	30/01/2028	10	---	/02 - 02/02 - 31/	3.75	1	GGB-FXD-300128-10Y-3.750-1.000	---	---	---	85.4610 13/07/2018	---	---	1.0000	B	28/11/2018
7,067,309,386	1.00	3.90	Actual/Actual	30/01/2033	15	---	/02 - 02/02 - 31/	3.90	1	GGB-FXD-300133-15Y-3.900-1.000	---	---	---	78.6730 13/07/2018	---	---	1.0000	B	28/11/2018
5,622,848,349	1.00	4.00	Actual/Actual	30/01/2037	19	---	/02 - 02/02 - 31/	4.00	1	GGB-FXD-300137-19Y-4.000-1.000	---	---	---	77.0370 13/07/2018	---	---	1.0000	B	28/11/2018
5,476,770,669	1.00	4.20	Actual/Actual	30/01/2042	24	---	/02 - 02/02 - 31/	4.20	1	GGB-FXD-300142-24Y-4.200-1.000	---	---	---	77.7640 13/07/2018	---	---	1.0000	B	28/11/2018
4,950,000	1,000.00	3.38	Actual/Actual	15/06/2034	10	---	15/06	3.38	1	GGB-FXD-150634-10Y-3.375-1.000	---	---	---	---	---	---	---	---	---
41,118,344	1.00	4.30	Actual/Actual	24/02/2027	15	---	24/02	4.30	1	GGB-FXD-240227-15Y-2.000-1.000	---	---	---	10.0000 22/06/2015	---	---	---	---	---
45,137,734	1.00	4.30	Actual/Actual	24/02/2028	16	---	24/02	4.30	1	GGB-FXD-240228-16Y-2.000-1.000	---	---	---	10.0000 22/06/2015	---	---	---	---	---
61,768,888	1.00	4.30	Actual/Actual	24/02/2029	17	---	24/02	4.30	1	GGB-FXD-240229-17Y-2.000-1.000	---	---	---	10.0000 22/06/2015	---	---	---	---	---
54,567,744	1.00	4.30	Actual/Actual	24/02/2030	18	---	24/02	4.30	1	GGB-FXD-240230-18Y-2.000-1.000	---	---	---	10.0000 22/06/2015	---	---	---	---	---
37,541,515	1.00	4.30	Actual/Actual	24/02/2031	19	---	24/02	4.30	1	GGB-FXD-240231-19Y-2.000-1.000	---	---	---	10.0000 22/06/2015	---	---	---	---	---
37,558,317	1.00	4.30	Actual/Actual	24/02/2032	20	---	24/02	4.30	1	GGB-FXD-240232-20Y-2.000-1.000	---	---	---	10.0000 22/06/2015	---	---	---	---	---
37,473,732	1.00	4.30	Actual/Actual	24/02/2033	21	---	24/02	4.30	1	GGB-FXD-240233-21Y-2.000-1.000	---	---	---	10.0000 22/06/2015	---	---	---	---	---
33,888,293	1.00	4.30	Actual/Actual	24/02/2034	22	---	24/02	4.30	1	GGB-FXD-240234-22Y-2.000-1.000	---	---	---	10.0000 22/06/2015	---	---	---	---	---
35,177,800	1.00	4.30	Actual/Actual	24/02/2035	23	---	24/02	4.30	1	GGB-FXD-240235-23Y-2.000-1.000	---	---	---	10.0000 22/06/2015	---	---	---	---	---
35,547,268	1.00	4.30	Actual/Actual	24/02/2036	24	---	24/02	4.30	1	GGB-FXD-240236-24Y-2.000-1.000	---	---	---	10.0000 22/06/2015	---	---	---	---	---
40,246,306	1.00	4.30	Actual/Actual	24/02/2037	25	---	24/02	4.30	1	GGB-FXD-240237-25Y-2.000-1.000	---	---	---	10.0000 22/06/2015	---	---	---	---	---
37,643,952	1.00	4.30	Actual/Actual	24/02/2038	26	---	24/02	4.30	1	GGB-FXD-240238-26Y-2.000-1.000	---	---	---	10.0000 22/06/2015	---	---	---	---	---
36,977,100	1.00	4.30	Actual/Actual	24/02/2039	27	---	24/02	4.30	1	GGB-FXD-240239-27Y-2.000-1.000	---	---	---	10.0000 22/06/2015	---	---	---	---	---
41,615,000	1.00	4.30	Actual/Actual	24/02/2040	28	---	24/02	4.30	1	GGB-FXD-240240-28Y-2.000-1.000	---	---	---	10.0000 22/06/2015	---	---	---	---	---
42,227,208	1.00	4.30	Actual/Actual	24/02/2041	29	---	24/02	4.30	1	GGB-FXD-240241-29Y-2.000-1.000	---	---	---	10.0000 22/06/2015	---	---	---	---	---
68,288,487	1.00	4.30	Actual/Actual	24/02/2042	30	---	24/02	4.30	1	GGB-FXD-240242-30Y-2.000-1.000	---	---	---	10.0000 22/06/2015	---	---	---	---	---
4,700,000	1,000.00	3.88	Actual/Actual	12/03/2029	10	---	12/03	3.88	1	GGB-FXD-120329-10Y-3.875-1.000	---	---	---	---	---	---	100.0000	B	15/10/2019
5,500,000	1,000.00	1.50	Actual/Actual	18/06/2030	10	---	18/06	1.50	1	GGB-FXD-180630-10Y-1.500-1.000	---	---	---	---	---	---	---	---	---
5,500,000	1,000.00	4.38	Actual/Actual	18/07/2038	15	---	18/07	4.38	1	GGB-FXD-180738-15Y-4.375-1.000	---	---	---	---	---	---	---	---	---
40,000	1,000.00	2.72	FLR Actual/360	18/09/2026	1	---	18/09 - 18/03	---	1	GGB-FLT-180926-01Y-2.717-1.000	---	---	---	---	---	---	---	---	---
4,300,000	1,000.00	3.38	Actual/Actual	16/06/2036	10	---	16/06	3.38	1	GGB-FXD-160636-10Y-3.375-1000.00	---	---	---	---	---	---	---	---	---
5,364,250	1,000.00	3.25	Actual/Actual	20/03/2050	30	---	20/03	3.25	1	GGB-FXD-200350-30Y-3.250-1.000	---	---	---	---	---	---	---	---	---
4,500,000	1,000.00	3.63	Actual/Actual	15/06/2035	10	---	15/06	3.63	1	GGB-FXD-150635-10Y-3.625-1000.00	---	---	---	---	---	---	---	---	---
3,924,361	1,000.00	2.00	Actual/Actual	22/04/2027	7	---	22/04	2.00	1	GGB-FXD-220427-07Y-2.000-1.000	---	---	---	---	---	---	99.9000	B	22/04/2020
2,298,012	1,000.00	1.88	Actual/Actual	23/07/2026	7	---	23/07	1.88	1	GGB-FXD-230726-07Y-1.875-1.000	---	---	---	---	---	---	---	---	---
4,900,000	1,000.00	4.25	Actual/Actual	15/06/2033	10	---	15/06	4.25	1	GGB-FXD-150633-10Y-4.250-1.000	---	---	---	---	---	---	---	---	---

Government Bonds Notes

Transactions Volume = (Pieces) * (Nominal Price). Transactions Value = (Pieces) * (Nominal Price) * (price %) + (Accrued interest).

The Value of current coupon for the issues with NV 0.01 euro refers to NV 100 euros

FLR: Floating Interest Rate.

[1] - The Expiration Date of the interest bearing period and the Date for coupon payment.

Government Bonds

Number Listed Bonds	Nominal price	Today's Rate	Accrued Interest Calc	Exp. Date [1]	Duration (years)	Note	Coupons Date	Curr. coupon value	Trading Unit	Government Bonds	Price min	Price max	Closing price	Previous closing price/date	Volume	Transactions Value	Price	Last order Buy / Sell	Date
3,500,000	1,000.00	1.88	Actual/Actual	24/01/2052	30	---	24/01	1.88	1	GGB-FXD-240152-30Y-1.875-1.000	---	---	---	---	---	---	---	---	---
3,700,000	1,000.00	1.75	Actual/Actual	18/06/2032	10	---	18/06	1.75	1	GGB-FXD-180632-10Y-1.750-1.000	---	---	---	---	---	---	---	---	---
2,200,000	1,000.00	1.13	FLR Actual/360	15/12/2027	5	---	- 15/03 - 15/09 -	---	1	GGB-FLT-151227-05Y-1.130-1.000	---	---	---	---	---	---	102.1600	B	30/12/2022

Government Bonds Notes

Transactions Volume = (Pieces) * (Nominal Price). Transactions Value = (Pieces) * (Nominal Price) * (price %) + (Accrued interest).

The Value of current coupon for the issues with NV 0.01 euro refers to NV 100 euros

FLR: Floating Interest Rate.

[1] - The Expiration Date of the interest bearing period and the Date for coupon payment.

Treasury Bills & Zero Coupon Government Bonds

Issue Date	13-Week Maturity									26-Week Maturity									52-Week Maturity								
	Exp. Date	Initial Rate	Num Listed Bonds	Nominal price	Issue price	Last Trade Price	Last Trade Date	Volume Traded	Note	Exp. Date	Initial Rate	Num Listed Bonds	Nominal price	Issue price	Last Trade Price	Last Trade Date	Volume Traded	Note	Exp. Date	Initial Rate	Num Listed Bonds	Nominal price	Issue price	Last Trade Price	Last Trade Date	Volume Traded	Note
06/06/2025	---	---	---	---	---	---	---	---	---	---	---	---	---	---	---	---	---	---	06/06/2026	1.84	600,000	1,000.00	981.74	---	---	---	---
05/09/2025	---	---	---	---	---	---	---	---	---	---	---	---	---	---	---	---	---	---	04/09/2026	1.97	600,000	1,000.00	0.00	---	---	---	---
05/12/2025	---	---	---	---	---	---	---	---	---	---	---	---	---	---	---	---	---	---	04/12/2026	2.03	600,000	1,000.00	997.90	---	---	---	---
06/03/2026	---	---	---	---	---	---	---	---	---	---	---	---	---	---	---	---	---	---	05/03/2027	1.97	500,000	1,000.00	980.45	---	---	---	---

Bonds in Circulation	Currency / Min nominal traded Value	Coupons Payment Date	Current Coupon Value	Note	Coupon	Trading Unit	Issue Date	Duration (years)	Today's Interest	A.I.C in days	Bonds	Last price of previous days		Last Outcry in Cash (euro)			Trades in Pieces	Life min	Life Max
												Price	Buy / Sell	Price	Buy / Sell	Date			
Corporate Bonds in Foreign Currency and Euro																			
103,746	GBP / 10	01/12	0.25	---	67	1	01/12/1930	98	2.5	360	National Mortgage Bank	2.27	05/02/1996	2.27	S	05/02/1996	---	2.27	2.27
0	GBP / 10	01/12	0.25	---	69	1	01/12/1928	100	2.5	360	National Mortgage Bank	---	---	---	---	---	---	---	---

Government Bonds Notes

A.I.C: Accrued Interest Calculation base.

FLR: Floating Interest Rate.

The minimum tradeable Nominal Value for all Demeterialised Government Titles is 100 Euros.

(μτφρ-0)

Underlying Asset				Derivatives Market													
Price max	Price min	Closing price	change	Delivery Month	Open price	Price max	Price min	Last price	Closing price	Last Bid	Last Ask	Fixing price*	Life high	Life low	Trades	Volume	Open Interest
FTSE/Athex Large Cap				(Trade Unit: 1 Index Point x 2E, Cash Settlement)													
5,757.49	5,653.65	5,664.80	-1.46%	May 2026	5,700.00	5,709.75	5,635.00	5,650.50	5,650.50	---	---		5,911.00	---	174	682	5,766
				June 2026	5,692.75	5,692.75	5,640.25	5,642.25	5,642.25	---	---		5,868.00	---	7	25	84
				July 2026	---	---	---	---	5,776.25	---	---		---	---	---	---	---
				September 2026	---	---	---	---	5,796.50	---	---		---	---	---	---	---
				December 2026	---	---	---	---	5,825.50	---	---		---	---	---	---	---
				March 2027	---	---	---	---	5,854.50	---	---		---	---	---	---	---
FTSE/Athex Banks				(Trade Unit: 1 Index Point x 15E, Cash Settlement)													
2,639.08	2,572.48	2,588.95	-1.60%	June 2026	---	---	---	---	2,630.50	---	---		2,708.00	---	---	---	3,269
				September 2026	---	---	---	---	2,653.00	---	---		---	---	---	---	---
				December 2026	---	---	---	---	2,666.25	---	---		---	---	---	---	---
				March 2027	---	---	---	---	2,679.50	---	---		---	---	---	---	---
MSCI GREECE REBASED				(Trade Unit: 1 Index Point x 2E, Cash Settlement)													
9,322.37	9,096.36	9,132.95	-1.56%	May 2026	---	---	---	---	9,284.75	---	---		9,484.25	---	---	---	---
				June 2026	---	---	---	---	9,307.75	---	---		---	---	---	---	---
				July 2026	---	---	---	---	9,322.25	---	---		---	---	---	---	---
				August 2026	---	---	---	---	9,340.25	---	---		---	---	---	---	---
				September 2026	---	---	---	---	9,354.75	---	---		---	---	---	---	---
				October 2026	---	---	---	---	9,369.25	---	---		---	---	---	---	---
				December 2026	---	---	---	---	9,401.50	---	---		---	---	---	---	---
				March 2027	---	---	---	---	9,448.50	---	---		---	---	---	---	---

Derivatives notes - <https://www.athexgroup.gr/en/market-data/statistics/eod-closing-prices/>

Fixing prices and final open positions can be retrieved from the following path <http://www.athexgroup.gr/en/market-data/statistics/eod-closing-prices>

Underlying Asset				Derivatives Market													
Price max	Price min	Closing price	change	Delivery Month	Open price	Price max	Price min	Last price	Closing price	Last Bid	Last Ask	Fixing price*	Life high	Life low	Trades	Volume	Open Interest
ADMIE (IPTO) HOLDING S.A. (CR) (Contract Size: 100 Securities, Physical Delivery)																	
3.13	3.06	3.11	0.97%	June 2026	3.12	3.14	3.10	3.10	3.10	---	---	---	3.14	---	9	94	8,217
				September 2026	---	---	---	---	3.11	---	---	---	---	---	---	---	---
				December 2026	---	---	---	---	3.12	---	---	---	---	---	---	---	---
				March 2027	---	---	---	---	3.14	---	---	---	---	---	---	---	---
AEGEAN AIRLINES (CR) (Contract Size: 100 Securities, Physical Delivery)																	
13.19	12.2	12.2	-6.51%	June 2026	12.18	12.19	11.37	11.38	11.38	---	---	---	15.15	---	38	147	2,511
				September 2026	---	---	---	---	13.16	---	---	---	---	---	---	---	---
				December 2026	---	---	---	---	13.22	---	---	---	---	---	---	---	---
				March 2027	---	---	---	---	13.29	---	---	---	---	---	---	---	---
AKTOR S.A. HOLDING CO. (CR) (Contract Size: 100 Securities, Physical Delivery)																	
11.16	10.9	11.16	1.46%	June 2026	11.00	11.17	10.95	11.17	11.17	---	---	---	11.24	---	6	10	97,653
				September 2026	---	---	---	---	11.09	---	---	---	---	---	---	---	---
				December 2026	---	---	---	---	11.15	---	---	---	---	---	---	---	---
				March 2027	---	---	---	---	11.20	---	---	---	---	---	---	---	---
Allwyn AG (CR) (Contract Size: 100 Securities, Physical Delivery)																	
13.72	13.17	13.17	-3.16%	June 2026	13.72	13.72	13.27	13.32	13.32	---	---	---	15.54	---	98	222	5,237
				September 2026	---	---	---	---	13.71	---	---	---	---	---	---	---	---
				December 2026	---	---	---	---	13.78	---	---	---	---	---	---	---	---
				March 2027	---	---	---	---	13.85	---	---	---	---	---	---	---	---
ALPHA BANK (CR) (Contract Size: 100 Securities, Physical Delivery)																	
3.82	3.69	3.694	-3.04%	June 2026	3.86	3.86	3.68	3.69	3.69	---	---	---	4.50	---	550	7,651	57,836
				September 2026	---	---	---	---	3.84	---	---	---	---	---	---	---	---
				December 2026	---	---	---	---	3.86	---	---	---	---	---	---	---	---
				March 2027	---	---	---	---	3.88	---	---	---	---	---	---	---	---
ATHENS INTL AIRPORT (CR) (Contract Size: 100 Securities, Physical Delivery)																	
10.45	10.21	10.3	-6.02%	June 2026	10.24	10.34	10.24	10.34	10.34	---	---	---	11.47	---	3	15	282
				September 2026	---	---	---	---	11.05	---	---	---	---	---	---	---	---
				December 2026	---	---	---	---	11.11	---	---	---	---	---	---	---	---
				March 2027	---	---	---	---	11.16	---	---	---	---	---	---	---	---
AUTOHELLAS SA (CR) (Contract Size: 100 Securities, Physical Delivery)																	
12.3	11.92	12	-2.28%	June 2026	11.38	11.38	11.38	11.38	11.38	---	---	---	11.60	---	1	1	127
				September 2026	---	---	---	---	12.38	---	---	---	---	---	---	---	---
				December 2026	---	---	---	---	12.44	---	---	---	---	---	---	---	---
				March 2027	---	---	---	---	12.51	---	---	---	---	---	---	---	---

Derivatives notes - <https://www.athexgroup.gr/en/market-data/statistics/eod-closing-prices/>

Fixing prices and final open positions can be retrieved from the following path <http://www.athexgroup.gr/en/market-data/statistics/eod-closing-prices>

Underlying Asset				Derivatives Market													
Price max	Price min	Closing price	change	Delivery Month	Open price	Price max	Price min	Last price	Closing price	Last Bid	Last Ask	Fixing price*	Life high	Life low	Trades	Volume	Open Interest
AVAX S.A. (CR)				(Contract Size: 100 Securities, Physical Delivery)													
3.185	3.12	3.125	-1.88%	June 2026	3.18	3.18	3.15	3.17	3.17	---	---	---	3.27	---	5	11	2,344
				September 2026	---	---	---	---	3.21	---	---	---	---	---	---	---	---
				December 2026	---	---	---	---	3.23	---	---	---	---	---	---	---	---
				March 2027	---	---	---	---	3.24	---	---	---	---	---	---	---	---
BALLY'S INTRALOT (CR)				(Contract Size: 100 Securities, Physical Delivery)													
1.08	1.054	1.078	0.37%	June 2026	1.08	1.09	1.06	1.09	1.09	---	---	---	1.10	---	97	6,293	1,296,579
				September 2026	---	---	---	---	1.08	---	---	---	---	---	---	---	---
				December 2026	---	---	---	---	1.09	---	---	---	---	---	---	---	---
				March 2027	---	---	---	---	1.09	---	---	---	---	---	---	---	---
BANK OF CYPRUS (CR)				(Contract Size: 100 Securities, Physical Delivery)													
9.36	9.165	9.19	-0.86%	June 2026	8.71	8.71	8.71	8.71	8.71	---	---	---	9.20	---	1	5	732
				September 2026	---	---	---	---	9.35	---	---	---	---	---	---	---	---
				December 2026	---	---	---	---	9.39	---	---	---	---	---	---	---	---
				March 2027	---	---	---	---	9.44	---	---	---	---	---	---	---	---
CC HBC AG (CR)				(Contract Size: 100 Securities, Physical Delivery)													
49.55	48.55	48.75	-2.21%	June 2026	47.59	47.72	47.27	47.60	47.60	---	---	---	52.01	---	9	28	89
				September 2026	---	---	---	---	50.27	---	---	---	---	---	---	---	---
				December 2026	---	---	---	---	50.52	---	---	---	---	---	---	---	---
				March 2027	---	---	---	---	50.77	---	---	---	---	---	---	---	---
CENERGY HOLDINGS (CB)				(Contract Size: 100 Securities, Physical Delivery)													
21	20.22	21	0.58%	June 2026	21.09	21.29	20.45	21.29	21.29	---	---	---	21.30	---	24	99	4,104
				September 2026	---	---	---	---	21.05	---	---	---	---	---	---	---	---
				December 2026	---	---	---	---	21.16	---	---	---	---	---	---	---	---
				March 2027	---	---	---	---	21.27	---	---	---	---	---	---	---	---
CrediaBank (CR)				(Contract Size: 100 Securities, Physical Delivery)													
1.254	1.21	1.24	1.97%	June 2026	1.24	1.26	1.22	1.25	1.25	---	---	---	1.38	---	350	8,368	73,402
				September 2026	---	---	---	---	1.23	---	---	---	---	---	---	---	---
				December 2026	---	---	---	---	1.23	---	---	---	---	---	---	---	---
				March 2027	---	---	---	---	1.24	---	---	---	---	---	---	---	---
ELLAKTOR (CR)				(Contract Size: 100 Securities, Physical Delivery)													
1.376	1.354	1.366	-0.58%	June 2026	1.29	1.30	1.27	1.30	1.30	---	---	---	1.34	---	11	60	1,695
				September 2026	---	---	---	---	1.39	---	---	---	---	---	---	---	---
				December 2026	---	---	---	---	1.39	---	---	---	---	---	---	---	---
				March 2027	---	---	---	---	1.40	---	---	---	---	---	---	---	---

Derivatives notes - <https://www.athexgroup.gr/en/market-data/statistics/eod-closing-prices/>

Fixing prices and final open positions can be retrieved from the following path <http://www.athexgroup.gr/en/market-data/statistics/eod-closing-prices>

Underlying Asset				Derivatives Market													
Price max	Price min	Closing price	change	Delivery Month	Open price	Price max	Price min	Last price	Closing price	Last Bid	Last Ask	Fixing price*	Life high	Life low	Trades	Volume	Open Interest
ELVALHALCOR (CR)				(Contract Size: 100 Securities, Physical Delivery)													
4.09	3.985	3.985	-2.33%	June 2026	4.08	4.08	3.99	3.99	3.99	---	---	---	4.25	---	18	53	2,938
				September 2026	---	---	---	---	4.11	---	---	---	---	---	---	---	---
				December 2026	---	---	---	---	4.13	---	---	---	---	---	---	---	---
				March 2027	---	---	---	---	4.16	---	---	---	---	---	---	---	---
EUROBANK (CR)				(Contract Size: 100 Securities, Physical Delivery)													
4	3.908	3.92	-1.95%	June 2026	3.96	3.96	3.86	3.87	3.87	---	---	---	4.07	---	81	1,857	27,232
				September 2026	---	---	---	---	4.03	---	---	---	---	---	---	---	---
				December 2026	---	---	---	---	4.05	---	---	---	---	---	---	---	---
				March 2027	---	---	---	---	4.07	---	---	---	---	---	---	---	---
EURONEXT ATHENS (CR)				(Contract Size: 100 Securities, Physical Delivery)													
7.34	7.12	7.12	-0.14%	June 2026	7.08	7.08	7.08	7.08	7.08	---	---	---	7.41	---	1	1	393
				September 2026	---	---	---	---	7.19	---	---	---	---	---	---	---	---
				December 2026	---	---	---	---	7.23	---	---	---	---	---	---	---	---
				March 2027	---	---	---	---	7.26	---	---	---	---	---	---	---	---
EYDAP S.A. (CR)				(Contract Size: 100 Securities, Physical Delivery)													
9.49	9.28	9.44	-0.11%	June 2026	9.41	9.49	9.39	9.49	9.49	---	---	---	9.56	---	8	43	13,352
				September 2026	---	---	---	---	9.53	---	---	---	---	---	---	---	---
				December 2026	---	---	---	---	9.58	---	---	---	---	---	---	---	---
				March 2027	---	---	---	---	9.62	---	---	---	---	---	---	---	---
FOURLIS (CR)				(Contract Size: 100 Securities, Physical Delivery)													
4.93	4.76	4.76	-3.25%	June 2026	4.82	4.82	4.80	4.80	4.80	---	---	---	4.94	---	9	43	2,902
				September 2026	---	---	---	---	4.96	---	---	---	---	---	---	---	---
				December 2026	---	---	---	---	4.99	---	---	---	---	---	---	---	---
				March 2027	---	---	---	---	5.01	---	---	---	---	---	---	---	---
GEK TERNA (CR)				(Contract Size: 100 Securities, Physical Delivery)													
41.7	40.52	41.2	1.23%	June 2026	40.79	41.70	40.79	41.27	41.27	---	---	---	41.70	---	19	87	5,079
				September 2026	---	---	---	---	41.04	---	---	---	---	---	---	---	---
				December 2026	---	---	---	---	41.24	---	---	---	---	---	---	---	---
				March 2027	---	---	---	---	41.45	---	---	---	---	---	---	---	---
HELLENiQ ENERGY (CR)				(Contract Size: 100 Securities, Physical Delivery)													
9.685	9.355	9.42	-1.26%	June 2026	9.67	9.68	9.38	9.40	9.40	---	---	---	10.55	---	59	327	4,032
				September 2026	---	---	---	---	9.62	---	---	---	---	---	---	---	---
				December 2026	---	---	---	---	9.67	---	---	---	---	---	---	---	---
				March 2027	---	---	---	---	9.72	---	---	---	---	---	---	---	---

Derivatives notes - <https://www.athexgroup.gr/en/market-data/statistics/eod-closing-prices/>

Fixing prices and final open positions can be retrieved from the following path <http://www.athexgroup.gr/en/market-data/statistics/eod-closing-prices>

Underlying Asset				Derivatives Market													
Price max	Price min	Closing price	change	Delivery Month	Open price	Price max	Price min	Last price	Closing price	Last Bid	Last Ask	Fixing price*	Life high	Life low	Trades	Volume	Open Interest
INTRACOM HOLDINGS (CR)																	
(Contract Size: 100 Securities, Physical Delivery)																	
3.18	3.11	3.12	-0.64%	June 2026	3.17	3.19	3.14	3.15	3.15	---	---	---	3.20	---	58	229	12,123
				September 2026	---	---	---	---	3.17	---	---	---	---	---	---	---	---
				December 2026	---	---	---	---	3.18	---	---	---	---	---	---	---	---
				March 2027	---	---	---	---	3.20	---	---	---	---	---	---	---	---
JUMBO SA (CR)																	
(Contract Size: 100 Securities, Physical Delivery)																	
24.3	23.8	23.9	-0.83%	June 2026	24.18	24.18	23.98	24.10	24.10	---	---	---	25.68	---	8	23	4,214
				September 2026	---	---	---	---	24.30	---	---	---	---	---	---	---	---
				December 2026	---	---	---	---	24.42	---	---	---	---	---	---	---	---
				March 2027	---	---	---	---	24.54	---	---	---	---	---	---	---	---
LAMDA DEVELOPMENT SA (CR)																	
(Contract Size: 100 Securities, Physical Delivery)																	
6.28	6.135	6.16	-1.36%	June 2026	6.29	6.29	6.17	6.19	6.19	---	---	---	7.09	---	51	370	20,866
				September 2026	---	---	---	---	6.30	---	---	---	---	---	---	---	---
				December 2026	---	---	---	---	6.33	---	---	---	---	---	---	---	---
				March 2027	---	---	---	---	6.36	---	---	---	---	---	---	---	---
METLEN PLC (CR)																	
(Contract Size: 100 Securities, Physical Delivery)																	
34.06	33.56	33.58	-1.53%	June 2026	33.92	34.11	33.68	33.72	33.72	---	---	---	47.90	---	114	364	14,854
				September 2026	---	---	---	---	34.55	---	---	---	38.00	---	---	---	7
				December 2026	---	---	---	---	34.56	---	---	---	---	---	---	---	---
				March 2027	---	---	---	---	34.73	---	---	---	---	---	---	---	---
MIG (CR)																	
(Contract Size: 100 Securities, Physical Delivery)																	
3.2	3.13	3.18	-0.63%	June 2026	---	---	---	---	3.27	---	---	---	3.43	---	---	---	145
				September 2026	---	---	---	---	3.23	---	---	---	---	---	---	---	---
				December 2026	---	---	---	---	3.24	---	---	---	---	---	---	---	---
				March 2027	---	---	---	---	3.26	---	---	---	---	---	---	---	---
MOTOR OIL (CR)																	
(Contract Size: 100 Securities, Physical Delivery)																	
35.8	35.12	35.6	-0.56%	June 2026	35.70	35.70	35.64	35.64	35.64	---	---	---	39.97	---	2	4	241
				September 2026	---	---	---	---	36.10	---	---	---	---	---	---	---	---
				December 2026	---	---	---	---	36.28	---	---	---	---	---	---	---	---
				March 2027	---	---	---	---	36.46	---	---	---	---	---	---	---	---
NATIONAL BANK (CR)																	
(Contract Size: 100 Securities, Physical Delivery)																	
14.56	14.08	14.3	-1.24%	June 2026	14.54	14.54	13.87	14.03	14.03	---	---	---	15.76	---	116	718	12,641
				September 2026	---	---	---	---	14.60	---	---	---	---	---	---	---	---
				December 2026	---	---	---	---	14.67	---	---	---	---	---	---	---	---
				March 2027	---	---	---	---	14.75	---	---	---	---	---	---	---	---

Derivatives notes - <https://www.athexgroup.gr/en/market-data/statistics/eod-closing-prices/>

Fixing prices and final open positions can be retrieved from the following path <http://www.athexgroup.gr/en/market-data/statistics/eod-closing-prices>

Underlying Asset				Derivatives Market													
Price max	Price min	Closing price	change	Delivery Month	Open price	Price max	Price min	Last price	Closing price	Last Bid	Last Ask	Fixing price*	Life high	Life low	Trades	Volume	Open Interest
OPTIMA BANK (CR)				(Contract Size: 100 Securities, Physical Delivery)													
9.17	9.02	9.08	-1.41%	June 2026	9.04	9.06	9.04	9.06	9.06	---	---	---	9.59	---	2	10	472
				September 2026	---	---	---	---	9.29	---	---	---	---	---	---	---	---
				December 2026	---	---	---	---	9.33	---	---	---	---	---	---	---	---
				March 2027	---	---	---	---	9.38	---	---	---	---	---	---	---	---
OTE (CR)				(Contract Size: 100 Securities, Physical Delivery)													
18.5	18.25	18.28	-0.11%	June 2026	18.48	18.49	18.48	18.49	18.49	---	---	---	18.49	---	2	2	875
				September 2026	---	---	---	---	18.45	---	---	---	---	---	---	---	---
				December 2026	---	---	---	---	18.55	---	---	---	---	---	---	---	---
				March 2027	---	---	---	---	18.64	---	---	---	---	---	---	---	---
P.P.A. S.A. (CR)				(Contract Size: 100 Securities, Physical Delivery)													
39	38.2	38.4	-0.77%	June 2026	---	---	---	---	40.13	---	---	---	39.11	---	---	---	41
				September 2026	---	---	---	---	39.02	---	---	---	---	---	---	---	---
				December 2026	---	---	---	---	39.22	---	---	---	---	---	---	---	---
				March 2027	---	---	---	---	39.41	---	---	---	---	---	---	---	---
PIRAEUS BANK (CR)				(Contract Size: 100 Securities, Physical Delivery)													
8.442	8.208	8.276	-1.00%	June 2026	8.45	8.49	8.24	8.29	8.29	---	---	---	8.90	---	114	1,125	45,166
				September 2026	---	---	---	---	8.43	---	---	---	---	---	---	---	---
				December 2026	---	---	---	---	8.47	---	---	---	---	---	---	---	---
				March 2027	---	---	---	---	8.51	---	---	---	---	---	---	---	---
PPC (CR)				(Contract Size: 100 Securities, Physical Delivery)													
18.86	18	18.49	-1.02%	June 2026	18.65	18.67	18.15	18.50	18.50	---	---	---	20.10	---	93	359	18,495
				September 2026	---	---	---	---	18.84	---	---	---	---	---	---	---	---
				December 2026	---	---	---	---	18.93	---	---	---	---	---	---	---	---
				March 2027	---	---	---	---	19.02	---	---	---	---	---	---	---	---
QUEST HOLDINGS (CR)				(Contract Size: 100 Securities, Physical Delivery)													
6.98	6.8	6.98	0.00%	June 2026	6.81	6.81	6.81	6.81	6.81	---	---	---	6.93	---	1	1	250
				September 2026	---	---	---	---	7.04	---	---	---	---	---	---	---	---
				December 2026	---	---	---	---	7.07	---	---	---	---	---	---	---	---
				March 2027	---	---	---	---	7.11	---	---	---	---	---	---	---	---
TITAN (CB)				(Contract Size: 100 Securities, Physical Delivery)													
46.96	45.86	46.18	-1.41%	June 2026	46.23	46.30	46.23	46.30	46.30	---	---	---	49.82	---	2	2	378
				September 2026	---	---	---	---	47.23	---	---	---	---	---	---	---	---
				December 2026	---	---	---	---	47.47	---	---	---	---	---	---	---	---
				March 2027	---	---	---	---	47.70	---	---	---	---	---	---	---	---

Derivatives notes - <https://www.athexgroup.gr/en/market-data/statistics/eod-closing-prices/>

Fixing prices and final open positions can be retrieved from the following path <http://www.athexgroup.gr/en/market-data/statistics/eod-closing-prices>

Underlying Asset				Derivatives Market													
Price max	Price min	Closing price	change	Delivery Month	Open price	Price max	Price min	Last price	Closing price	Last Bid	Last Ask	Fixing price*	Life high	Life low	Trades	Volume	Open Interest
VIOHALCO SA/NV (CB)				(Contract Size: 100 Securities, Physical Delivery)													
14.56	14.22	14.26	-1.79%	June 2026	14.40	14.48	14.32	14.32	14.32	---	---	---	15.02	---	8	27	2,045
				September 2026	---	---	---	---	14.64	---	---	---	---	---	---	---	---
				December 2026	---	---	---	---	14.71	---	---	---	---	---	---	---	---
				March 2027	---	---	---	---	14.79	---	---	---	---	---	---	---	---

Derivatives notes - <https://www.athexgroup.gr/en/market-data/statistics/eod-closing-prices/>

Fixing prices and final open positions can be retrieved from the following path <http://www.athexgroup.gr/en/market-data/statistics/eod-closing-prices>

FTSE/Athex Large Cap

(Trade Unit: 1 Index Point x 2€ - Exercise Style: European, Cash Settlement)

Exercise Price	Call Options														Put Options																		
	May 2026							June 2026							Other Months		May 2026							June 2026							Other Months		Exercise Price
	Open price	Price max	Price min	Last price	Closing price	Volume	Open Interest	Open price	Price max	Price min	Last price	Closing price	Volume	Open Interest	Volume	Open Interest	Open price	Price max	Price min	Last price	Closing price	Volume	Open Interest	Open price	Price max	Price min	Last price	Closing price	Volume	Open Interest	Volume	Open Interest	
4,000	-	-	-	-	-	-	-	0.00	0.00	0.00	-	1,720.00	-	-	-	-	-	-	-	-	-	-	-	-	-	-	-	-	-	-	-	4,000	
4,100	-	-	-	-	-	-	-	0.00	0.00	0.00	-	1,621.00	-	-	-	-	-	-	-	-	-	-	-	-	-	-	-	-	-	-	-	4,100	
4,200	-	-	-	-	-	-	-	0.00	0.00	0.00	-	1,521.00	-	-	-	-	-	-	-	-	-	-	-	-	-	-	-	-	-	-	-	4,200	
4,300	-	-	-	-	-	-	-	0.00	0.00	0.00	-	1,422.00	-	-	-	-	-	-	-	-	-	-	-	-	-	-	-	-	-	-	-	4,300	
4,400	-	-	-	-	-	-	-	0.00	0.00	0.00	-	1,323.00	-	-	-	-	-	-	-	-	-	-	-	-	-	-	-	-	-	-	-	4,400	
4,450	-	-	-	-	-	-	-	0.00	0.00	0.00	-	1,274.00	-	-	-	-	-	-	-	-	-	-	-	-	-	-	-	-	-	-	-	4,450	
4,500	-	-	-	-	-	-	-	0.00	0.00	0.00	-	1,225.00	-	-	-	-	-	-	-	-	-	-	-	-	-	-	-	-	-	-	-	4,500	
4,550	-	-	-	-	-	-	-	0.00	0.00	0.00	-	1,176.00	-	-	-	-	-	-	-	-	-	-	-	-	-	-	-	-	-	-	-	4,550	
4,600	0.00	0.00	0.00	-	1,137.00	-	-	0.00	0.00	0.00	-	1,127.00	-	-	-	-	-	-	-	-	-	-	-	-	-	-	-	-	-	-	-	4,600	
4,650	0.00	0.00	0.00	-	1,087.00	-	-	0.00	0.00	0.00	-	1,079.00	-	-	-	-	-	-	-	-	-	-	-	-	-	-	-	-	-	-	-	4,650	
4,700	0.00	0.00	0.00	-	1,037.00	-	-	0.00	0.00	0.00	-	1,031.00	-	-	-	-	-	-	-	-	-	-	-	-	-	-	-	-	-	-	-	4,700	
4,750	0.00	0.00	0.00	-	987.00	-	-	0.00	0.00	0.00	-	984.00	-	-	-	-	-	-	-	-	-	-	-	-	-	-	-	-	-	-	-	4,750	
4,800	0.00	0.00	0.00	-	938.00	-	-	0.00	0.00	0.00	-	937.00	-	-	-	-	-	-	-	-	-	-	-	-	-	-	-	-	-	-	-	4,800	
4,850	0.00	0.00	0.00	-	888.00	-	-	0.00	0.00	0.00	-	890.00	-	-	-	-	-	-	-	-	-	-	-	-	-	-	-	-	-	-	-	4,850	
4,900	0.00	0.00	0.00	-	839.00	-	-	0.00	0.00	0.00	-	845.00	-	-	-	-	-	-	-	-	-	-	-	-	-	-	-	-	-	-	-	4,900	
4,950	0.00	0.00	0.00	-	790.00	-	-	0.00	0.00	0.00	-	800.00	-	-	-	-	-	-	-	-	-	-	-	-	-	-	-	-	-	-	-	4,950	
5,000	0.00	0.00	0.00	-	742.00	-	-	0.00	0.00	0.00	-	755.00	-	-	-	-	-	-	-	-	-	-	-	-	-	-	-	-	-	-	-	5,000	
5,050	0.00	0.00	0.00	-	694.00	-	33	0.00	0.00	0.00	-	712.00	-	-	-	-	-	-	-	-	-	-	-	-	-	-	-	-	-	-	-	5,050	
5,100	0.00	0.00	0.00	-	646.00	-	50	0.00	0.00	0.00	-	670.00	-	-	-	-	-	-	-	-	-	-	-	-	-	-	-	-	-	-	-	5,100	
5,150	0.00	0.00	0.00	-	600.00	-	51	0.00	0.00	0.00	-	629.00	-	-	-	-	-	-	-	-	-	-	-	-	-	-	-	-	-	-	-	5,150	
5,200	0.00	0.00	0.00	-	554.00	-	45	0.00	0.00	0.00	-	589.00	-	-	-	-	-	-	-	-	-	-	-	-	-	-	-	-	-	-	-	5,200	
5,250	0.00	0.00	0.00	-	510.00	-	32	0.00	0.00	0.00	-	550.00	-	-	-	-	-	-	-	-	-	-	-	-	-	-	-	-	-	-	-	5,250	
5,300	0.00	0.00	0.00	-	466.00	-	30	0.00	0.00	0.00	-	513.00	-	-	-	-	-	-	-	-	-	-	-	-	-	-	-	-	-	-	-	5,300	
5,350	0.00	0.00	0.00	-	425.00	-	30	0.00	0.00	0.00	-	476.00	-	-	-	-	-	-	-	-	-	-	-	-	-	-	-	-	-	-	-	5,350	
5,400	0.00	0.00	0.00	-	385.00	-	30	0.00	0.00	0.00	-	442.00	-	-	-	-	-	-	-	-	-	-	-	-	-	-	-	-	-	-	-	5,400	
5,450	0.00	0.00	0.00	-	346.00	-	30	0.00	0.00	0.00	-	409.00	-	-	-	-	-	-	-	-	-	-	-	-	-	-	-	-	-	-	-	5,450	
5,500	0.00	0.00	0.00	-	310.00	-	30	0.00	0.00	0.00	-	377.00	-	-	-	-	-	-	-	-	-	-	-	-	-	-	-	-	-	-	-	5,500	
5,550	0.00	0.00	0.00	-	276.00	-	-	0.00	0.00	0.00	-	347.00	-	-	-	-	-	-	-	-	-	-	-	-	-	-	-	-	-	-	-	5,550	
5,600	196.00	196.00	196.00	196.00	196.00	30	-	0.00	0.00	0.00	-	318.00	-	-	-	-	-	-	-	-	-	-	-	-	-	-	-	-	-	-	-	5,600	
5,650	195.00	195.00	195.00	195.00	195.00	30	60	0.00	0.00	0.00	-	291.00	-	-	-	-	-	-	-	-	-	-	-	-	-	-	-	-	-	-	-	5,650	
5,700	169.00	169.00	145.00	146.00	146.00	5	90	0.00	0.00	0.00	-	266.00	-	-	-	-	-	-	-	-	-	-	-	-	-	-	-	-	-	-	-	5,700	
5,750	141.00	141.00	118.00	118.00	118.00	4	32	0.00	0.00	0.00	-	242.00	-	-	-	-	-	-	-	-	-	-	-	-	-	-	-	-	-	-	-	5,750	
5,800	94.00	94.00	94.00	94.00	94.00	1	92	0.00	0.00	0.00	-	220.00	-	-	-	-	-	-	-	-	-	-	-	-	-	-	-	-	-	-	-	5,800	
5,850	0.00	0.00	0.00	-	120.00	-	181	0.00	0.00	0.00	-	199.00	-	-	-	-	-	-	-	-	-	-	-	-	-	-	-	-	-	-	-	5,850	
5,900	0.00	0.00	0.00	-	102.00	-	18	0.00	0.00	0.00	-	180.00	-	-	-	-	-	-	-	-	-	-	-	-	-	-	-	-	-	-	-	5,900	
5,950	0.00	0.00	0.00	-	86.00	-	27	140.00	140.00	140.00	140.00	140.00	15	-	-	-	-	-	-	-	-	-	-	-	-	-	-	-	-	-	-	5,950	

FTSE/Athex Large Cap

(Trade Unit: 1 Index Point x 2€ - Exercise Style: European, Cash Settlement)

Call Options														Put Options																			
Exercise Price	May 2026							June 2026							Other Months		May 2026							June 2026							Other Months		Exercise Price
	Open price	Price max	Price min	Last price	Closing price	Volume	Open Interest	Open price	Price max	Price min	Last price	Closing price	Volume	Open Interest	Volume	Open Interest	Open price	Price max	Price min	Last price	Closing price	Volume	Open Interest	Open price	Price max	Price min	Last price	Closing price	Volume	Open Interest	Volume	Open Interest	
6,000	0.00	0.00	0.00	-	72.00	-	10	0.00	0.00	0.00	-	145.00	-	-			0.00	0.00	0.00	-	334.00	-	-	0.00	0.00	0.00	-	419.00	-	-			6,000
6,050	0.00	0.00	0.00	-	60.00	-	10	0.00	0.00	0.00	-	130.00	-	-			0.00	0.00	0.00	-	371.00	-	-	0.00	0.00	0.00	-	453.00	-	-			6,050
6,100	0.00	0.00	0.00	-	49.25	-	-	0.00	0.00	0.00	-	116.00	-	-			0.00	0.00	0.00	-	411.00	-	-	0.00	0.00	0.00	-	489.00	-	-			6,100
6,150	0.00	0.00	0.00	-	40.50	-	-	0.00	0.00	0.00	-	104.00	-	-			0.00	0.00	0.00	-	452.00	-	-	0.00	0.00	0.00	-	526.00	-	-			6,150
6,200	0.00	0.00	0.00	-	33.00	-	-	0.00	0.00	0.00	-	92.00	-	-			0.00	0.00	0.00	-	494.00	-	-	0.00	0.00	0.00	-	565.00	-	-			6,200
6,250	0.00	0.00	0.00	-	26.75	-	-	0.00	0.00	0.00	-	81.50	-	-			0.00	0.00	0.00	-	538.00	-	-	0.00	0.00	0.00	-	604.00	-	-			6,250
6,300	0.00	0.00	0.00	-	21.50	-	-	0.00	0.00	0.00	-	72.00	-	-			0.00	0.00	0.00	-	583.00	-	-	0.00	0.00	0.00	-	644.00	-	-			6,300
6,350	0.00	0.00	0.00	-	17.00	-	-	0.00	0.00	0.00	-	63.50	-	-			0.00	0.00	0.00	-	628.00	-	-	0.00	0.00	0.00	-	686.00	-	-			6,350
6,400	0.00	0.00	0.00	-	13.50	-	-	0.00	0.00	0.00	-	56.00	-	-			0.00	0.00	0.00	-	675.00	-	-	0.00	0.00	0.00	-	728.00	-	-			6,400
6,450	-	-	-	-	-	-	-	0.00	0.00	0.00	-	49.00	-	-			-	-	-	-	-	-	-	0.00	0.00	0.00	-	771.00	-	-			6,450
6,500	-	-	-	-	-	-	-	0.00	0.00	0.00	-	43.00	-	-			-	-	-	-	-	-	-	0.00	0.00	0.00	-	815.00	-	-			6,500
6,550	-	-	-	-	-	-	-	0.00	0.00	0.00	-	37.50	-	-			-	-	-	-	-	-	-	0.00	0.00	0.00	-	859.00	-	-			6,550
6,600	-	-	-	-	-	-	-	0.00	0.00	0.00	-	32.50	-	-			-	-	-	-	-	-	-	0.00	0.00	0.00	-	904.00	-	-			6,600
6,650	-	-	-	-	-	-	-	0.00	0.00	0.00	-	28.25	-	-			-	-	-	-	-	-	-	0.00	0.00	0.00	-	950.00	-	-			6,650
Totals:						70	881						15	91	0	0							11	1,131				60	90	0	0		
Number of Trades:							12							1	0									7				2			0		

Allwyn AG (CR)

(Contract Size: 100 Securities, Exercise Style: American, Physical Delivery)

Call Options														Put Options																		
May 2026							June 2026							Other Months		May 2026							June 2026							Other Months		Exercise Price
Open price	Price max	Price min	Last price	Closing price	Volume	Open Interest	Open price	Price max	Price min	Last price	Closing price	Volume	Open Interest	Volume	Open Interest	Open price	Price max	Price min	Last price	Closing price	Volume	Open Interest	Open price	Price max	Price min	Last price	Closing price	Volume	Open Interest	Volume	Open Interest	
9.000	0.000	0.000	0.000	4.61	-	-	0.000	0.000	0.000	4.63	-	-			0.000	0.000	0.000	0.001	-	-	0.000	0.000	0.000	0.001	-	-					0.090	
9.250	0.000	0.000	0.000	4.36	-	-	0.000	0.000	0.000	4.38	-	-			0.000	0.000	0.000	0.002	-	-	0.000	0.000	0.000	0.001	-	-					0.093	
9.500	0.000	0.000	0.000	4.11	-	-	0.000	0.000	0.000	4.13	-	-			0.000	0.000	0.000	0.004	-	-	0.000	0.000	0.000	0.002	-	-					0.095	
9.750	0.000	0.000	0.000	3.86	-	-	0.000	0.000	0.000	3.88	-	-			0.000	0.000	0.000	0.007	-	-	0.000	0.000	0.000	0.003	-	-					0.098	
10.000	0.000	0.000	0.000	3.61	-	-	0.000	0.000	0.000	3.64	-	-			0.000	0.000	0.000	0.001	-	-	0.000	0.000	0.000	0.005	-	-					0.100	
10.500	0.000	0.000	0.000	3.11	-	-	0.000	0.000	0.000	3.15	-	-			0.000	0.000	0.000	0.001	-	-	0.000	0.000	0.000	0.015	-	-					0.105	
11.000	0.000	0.000	0.000	2.62	-	-	0.000	0.000	0.000	2.67	-	-			0.000	0.000	0.000	0.004	-	-	0.000	0.000	0.000	0.038	-	-					0.110	
11.500	0.000	0.000	0.000	2.13	-	-	0.000	0.000	0.000	2.22	-	-			0.000	0.000	0.000	0.016	-	-	0.000	0.000	0.000	0.081	-	-					0.115	
12.000	0.000	0.000	0.000	1.66	-	-	0.000	0.000	0.000	1.79	-	-			0.000	0.000	0.000	0.047	-	15	0.000	0.000	0.000	0.155	-	-					0.120	
12.500	0.000	0.000	0.000	1.23	-	-	0.000	0.000	0.000	1.41	-	-			0.000	0.000	0.000	0.116	-	-	0.000	0.000	0.000	0.271	-	-					0.125	
13.000	0.000	0.000	0.000	0.862	-	-	0.000	0.000	0.000	1.08	-	-			0.000	0.000	0.000	0.245	-	-	0.000	0.000	0.000	0.437	-	-					0.130	
13.500	0.000	0.000	0.000	0.564	-	15	0.000	0.000	0.000	0.799	-	-			0.000	0.000	0.000	0.447	-	5	0.000	0.000	0.000	0.657	-	-					0.135	
14.000	0.000	0.000	0.000	0.341	-	15	0.000	0.000	0.000	0.575	-	-			0.000	0.000	0.000	0.725	-	25	0.000	0.000	0.000	0.933	-	-					0.140	
14.500	0.000	0.000	0.000	0.195	-	15	0.000	0.000	0.000	0.402	-	-			0.000	0.000	0.000	1.08	-	15	0.000	0.000	0.000	1.26	-	-					0.145	
15.000	0.000	0.000	0.000	0.102	-	30	0.000	0.000	0.000	0.273	-	-			0.000	0.000	0.000	1.49	-	-	0.000	0.000	0.000	1.63	-	-					0.150	
15.500	0.000	0.000	0.000	0.048	-	-	0.000	0.000	0.000	0.179	-	-			0.000	0.000	0.000	1.94	-	-	0.000	0.000	0.000	2.04	-	-					0.155	
16.000	0.000	0.000	0.000	0.022	-	-	0.000	0.000	0.000	0.114	-	-			0.000	0.000	0.000	2.41	-	-	0.000	0.000	0.000	2.48	-	-					0.160	
16.500	0.000	0.000	0.000	0.010	-	-	0.000	0.000	0.000	0.069	-	-			0.000	0.000	0.000	2.90	-	-	0.000	0.000	0.000	2.94	-	-					0.165	
17.000	0.000	0.000	0.000	0.004	-	-	0.000	0.000	0.000	0.042	-	-			0.000	0.000	0.000	3.40	-	-	0.000	0.000	0.000	3.42	-	-					0.170	
17.500	0.000	0.000	0.000	0.001	-	-	0.000	0.000	0.000	0.025	-	-			0.000	0.000	0.000	3.90	-	-	0.000	0.000	0.000	3.90	-	-					0.175	
18.000	0.000	0.000	0.000	0.001	-	-	0.000	0.000	0.000	0.015	-	-			0.000	0.000	0.000	4.40	-	-	0.000	0.000	0.000	4.40	-	-					0.180	
18.500	0.000	0.000	0.000	0.004	-	-	0.000	0.000	0.000	0.008	-	-			0.000	0.000	0.000	4.90	-	-	0.000	0.000	0.000	4.90	-	-					0.185	
19.000	0.000	0.000	0.000	0.002	-	-	0.000	0.000	0.000	0.004	-	-			0.000	0.000	0.000	5.40	-	50	0.000	0.000	0.000	5.40	-	-					0.190	
19.500	0.000	0.000	0.000	0.001	-	-	0.000	0.000	0.000	0.002	-	-			0.000	0.000	0.000	5.90	-	50	0.000	0.000	0.000	5.90	-	-					0.195	
20.000	0.000	0.000	0.000	0.001	-	-	0.000	0.000	0.000	0.001	-	-			0.000	0.000	0.000	6.40	-	-	0.000	0.000	0.000	6.40	-	-					0.200	
21.000	0.000	0.000	0.000	0.001	-	-	0.000	0.000	0.000	0.001	-	-			0.000	0.000	0.000	7.40	-	-	0.000	0.000	0.000	7.40	-	-					0.210	
22.000	0.000	0.000	0.000	0.001	-	-	0.000	0.000	0.000	0.001	-	-			0.000	0.000	0.000	8.40	-	-	0.000	0.000	0.000	8.40	-	-					0.220	
23.000	0.000	0.000	0.000	0.001	-	-	0.000	0.000	0.000	0.001	-	-			0.000	0.000	0.000	9.40	-	-	0.000	0.000	0.000	9.40	-	-					0.230	
24.000					-	-	0.000	0.000	0.000	0.001	-	-							-	-				10.40	-	-						0.240
25.000					-	-	0.000	0.000	0.000	0.002	-	-							-	-				11.40	-	-						0.250
26.000					-	-	0.000	0.000	0.000	0.001	-	-							-	-				12.40	-	-						0.260
27.000					-	-	0.000	0.000	0.000	0.001	-	-							-	-				13.40	-	-						0.270
28.000					-	-	0.000	0.000	0.000	0.001	-	-							-	-				14.40	-	-						0.280
29.000					-	-	0.000	0.000	0.000	0.001	-	-							-	-				15.40	-	-						0.290
30.000					-	-	0.000	0.000	0.000	0.001	-	-							-	-				16.40	-	-						0.300

Allwyn AG (CR)

(Contract Size: 100 Securities, Exercise Style: American, Physical Delivery)

	Call Options														Put Options																					
	May 2026							June 2026							Other Months		May 2026							June 2026							Other Months					
Exercise Price	Open price	Price max	Price min	Last price	Closing price	Volume	Open Interest	Open price	Price max	Price min	Last price	Closing price	Volume	Open Interest	Volume	Open Interest	Open price	Price max	Price min	Last price	Closing price	Volume	Open Interest	Open price	Price max	Price min	Last price	Closing price	Volume	Open Interest	Volume	Open Interest	Exercise Price			
Totals:						0	75							0	0	0	0							0	160							0	0	0	0	
Number of Trades:							0							0		0								0.00								0		0		

ALPHA BANK (CR)

(Contract Size: 100 Securities, Exercise Style: American, Physical Delivery)

Call Options														Put Options																		
May 2026							June 2026							Other Months		May 2026							June 2026							Other Months		Exercise Price
Open price	Price max	Price min	Last price	Closing price	Volume	Open Interest	Open price	Price max	Price min	Last price	Closing price	Volume	Open Interest	Volume	Open Interest	Open price	Price max	Price min	Last price	Closing price	Volume	Open Interest	Open price	Price max	Price min	Last price	Closing price	Volume	Open Interest	Volume	Open Interest	
2.000	0.000	0.000	0.000	1.81	-	-	0.000	0.000	0.000	1.82	-	-			0.000	0.000	0.000	0.001	-	-	0.000	0.000	0.000	0.001	-	-					0.020	
2.100	0.000	0.000	0.000	1.71	-	-	0.000	0.000	0.000	1.72	-	-			0.000	0.000	0.000	0.001	-	-	0.000	0.000	0.000	0.001	-	-					0.021	
2.200	0.000	0.000	0.000	1.61	-	-	0.000	0.000	0.000	1.62	-	-			0.000	0.000	0.000	0.001	-	-	0.000	0.000	0.000	0.002	-	-					0.022	
2.300	0.000	0.000	0.000	1.51	-	-	0.000	0.000	0.000	1.52	-	-			0.000	0.000	0.000	0.001	-	-	0.000	0.000	0.000	0.001	-	-					0.023	
2.400	0.000	0.000	0.000	1.41	-	-	0.000	0.000	0.000	1.42	-	-			0.000	0.000	0.000	0.001	-	-	0.000	0.000	0.000	0.001	-	-					0.024	
2.500	0.000	0.000	0.000	1.31	-	-	0.000	0.000	0.000	1.32	-	-			0.000	0.000	0.000	0.002	-	-	0.000	0.000	0.000	0.002	-	-					0.025	
2.600	0.000	0.000	0.000	1.21	-	-	0.000	0.000	0.000	1.22	-	-			0.000	0.000	0.000	0.004	-	-	0.000	0.000	0.000	0.004	-	-					0.026	
2.700	0.000	0.000	0.000	1.11	-	-	0.000	0.000	0.000	1.13	-	-			0.000	0.000	0.000	0.001	-	-	0.000	0.000	0.000	0.007	-	-					0.027	
2.800	0.000	0.000	0.000	1.02	-	-	0.000	0.000	0.000	1.03	-	-			0.000	0.000	0.000	0.002	-	-	0.000	0.000	0.000	0.012	-	-					0.028	
2.900	0.000	0.000	0.000	0.918	-	-	0.000	0.000	0.000	0.939	-	-			0.000	0.000	0.000	0.004	-	-	0.000	0.000	0.000	0.019	-	-					0.029	
3.000	0.000	0.000	0.000	0.821	-	-	0.000	0.000	0.000	0.849	-	-			0.000	0.000	0.000	0.007	-	-	0.000	0.000	0.000	0.030	-	-					0.030	
3.100	0.000	0.000	0.000	0.728	-	4	0.000	0.000	0.000	0.762	-	-			0.000	0.000	0.000	0.014	-	-	0.000	0.000	0.000	0.042	-	-					0.031	
3.200	0.000	0.000	0.000	0.637	-	-	0.000	0.000	0.000	0.681	-	-			0.000	0.000	0.000	0.023	-	-	0.000	0.000	0.000	0.060	-	-					0.032	
3.300	0.000	0.000	0.000	0.551	-	15	0.000	0.000	0.000	0.603	-	-			0.000	0.000	0.000	0.037	-	-	0.000	0.000	0.000	0.083	-	-					0.033	
3.400	0.000	0.000	0.000	0.470	-	-	0.000	0.000	0.000	0.530	-	-			0.000	0.000	0.000	0.055	-	-	0.000	0.000	0.000	0.109	-	-					0.034	
3.500	0.000	0.000	0.000	0.396	-	-	0.000	0.000	0.000	0.464	-	-			0.000	0.000	0.000	0.081	-	-	0.000	0.000	0.000	0.143	-	-					0.035	
3.600	0.000	0.000	0.000	0.329	-	-	0.000	0.000	0.000	0.401	-	-			0.000	0.000	0.000	0.115	-	-	0.000	0.000	0.000	0.179	-	-					0.036	
3.700	0.000	0.000	0.000	0.269	-	-	0.000	0.000	0.000	0.347	-	-			0.000	0.000	0.000	0.154	-	-	0.000	0.000	0.000	0.225	-	-					0.037	
3.800	0.000	0.000	0.000	0.216	-	-	0.000	0.000	0.000	0.294	-	-			0.000	0.000	0.000	0.201	-	-	0.000	0.000	0.000	0.273	-	-					0.038	
3.900	0.000	0.000	0.000	0.173	-	-	0.000	0.000	0.000	0.252	-	-			0.000	0.000	0.000	0.258	-	-	0.000	0.000	0.000	0.330	-	-					0.039	
4.000	0.120	0.120	0.120	0.120	10	-	0.170	0.170	0.170	0.170	10	-			0.000	0.000	0.000	0.320	-	-	0.000	0.000	0.000	0.389	-	-					0.040	
4.250	0.000	0.000	0.000	0.068	-	-	0.000	0.000	0.000	0.133	-	-			0.000	0.000	0.000	0.504	-	-	0.000	0.000	0.000	0.562	-	-					0.043	
4.400					-	-	0.000	0.000	0.000	0.101	-	-							-	-	0.000	0.000	0.000	0.679	-	-					0.044	
4.500	0.000	0.000	0.000	0.032	-	-	0.000	0.000	0.000	0.082	-	-			0.000	0.000	0.000	0.718	-	-	0.000	0.000	0.000	0.760	-	-					0.045	
4.750	0.000	0.000	0.000	0.014	-	-	0.000	0.000	0.000	0.048	-	-			0.000	0.000	0.000	0.950	-	-	0.000	0.000	0.000	0.977	-	-					0.048	
4.800					-	-	0.000	0.000	0.000	0.044	-	-							-	-	0.000	0.000	0.000	1.02	-	-					0.048	
5.000	0.000	0.000	0.000	0.005	-	-	0.000	0.000	0.000	0.027	-	-			0.000	0.000	0.000	1.19	-	-	0.000	0.000	0.000	1.21	-	-					0.050	
5.250	0.000	0.000	0.000	0.002	-	-	0.000	0.000	0.000	0.015	-	-			0.000	0.000	0.000	1.44	-	-	0.000	0.000	0.000	1.45	-	-					0.053	
5.500	0.000	0.000	0.000	0.001	-	-	0.000	0.000	0.000	0.008	-	-			0.000	0.000	0.000	1.69	-	-	0.000	0.000	0.000	1.69	-	-					0.055	
5.750	0.000	0.000	0.000	0.001	-	-	0.000	0.000	0.000	0.004	-	-			0.000	0.000	0.000	1.94	-	-	0.000	0.000	0.000	1.94	-	-					0.058	
6.000	0.000	0.000	0.000	0.001	-	-	0.000	0.000	0.000	0.002	-	-			0.000	0.000	0.000	2.19	-	-	0.000	0.000	0.000	2.19	-	-					0.060	
6.250	0.000	0.000	0.000	0.001	-	-	0.000	0.000	0.000	0.001	-	-			0.000	0.000	0.000	2.44	-	-	0.000	0.000	0.000	2.44	-	-					0.063	
6.500					-	-	0.000	0.000	0.000	0.001	-	-							-	-	0.000	0.000	0.000	2.69	-	-					0.065	
6.750					-	-	0.000	0.000	0.000	0.001	-	-							-	-	0.000	0.000	0.000	2.94	-	-					0.068	
7.000					-	-	0.000	0.000	0.000	0.001	-	-							-	-	0.000	0.000	0.000	3.19	-	-					0.070	

ALPHA BANK (CR)

(Contract Size: 100 Securities, Exercise Style: American, Physical Delivery)

	Call Options														Put Options																					
	May 2026						June 2026						Other Months		May 2026						June 2026						Other Months									
Exercise Price	Open price	Price max	Price min	Last price	Closing price	Volume	Open Interest	Open price	Price max	Price min	Last price	Closing price	Volume	Open Interest	Volume	Open Interest	Open price	Price max	Price min	Last price	Closing price	Volume	Open Interest	Open price	Price max	Price min	Last price	Closing price	Volume	Open Interest	Volume	Open Interest	Exercise Price			
Totals:						10	19							10	0	0	0							10	0							0	0	0	0	
Number of Trades:							1							1		0								0.00							0		0			

NATIONAL BANK (CR)

(Contract Size: 100 Securities, Exercise Style: American, Physical Delivery)

Call Options																	Put Options																		
Exercise Price	May 2026						June 2026						Other Months		May 2026						June 2026						Other Months		Exercise Price						
	Open price	Price max	Price min	Last price	Closing price	Volume	Open Interest	Open price	Price max	Price min	Last price	Closing price	Volume	Open Interest	Volume	Open Interest	Open price	Price max	Price min	Last price	Closing price	Volume	Open Interest	Open price	Price max	Price min	Last price	Closing price		Volume	Open Interest	Volume	Open Interest		
8.250						-	-	0.000	0.000	0.000	6.26	-	-			-	-	0.000	0.000	0.000	0.001	-	-			0.000	0.000	0.000	0.001	-	-			0.083	
8.400						-	-	0.000	0.000	0.000	6.11	-	-			-	-	0.000	0.000	0.000	0.001	-	-			0.000	0.000	0.000	0.001	-	-			0.084	
8.500						-	-	0.000	0.000	0.000	6.01	-	-			-	-	0.000	0.000	0.000	0.001	-	-			0.000	0.000	0.000	0.001	-	-			0.085	
8.750	0.000	0.000	0.000		5.74	-	-	0.000	0.000	0.000	5.76	-	-			0.000	0.000	0.000	0.001	-	-	0.000	0.000	0.000	0.002	-	-					0.088			
8.800						-	-	0.000	0.000	0.000	5.71	-	-			-	-	0.000	0.000	0.000	0.002	-	-			0.000	0.000	0.000	0.002	-	-			0.088	
9.000	0.000	0.000	0.000		5.49	-	-	0.000	0.000	0.000	5.51	-	-			0.000	0.000	0.000	0.001	-	-	0.000	0.000	0.000	0.003	-	-					0.090			
9.200						-	-	0.000	0.000	0.000	5.31	-	-			-	-	0.000	0.000	0.000	0.004	-	-			0.000	0.000	0.000	0.004	-	-			0.092	
9.250	0.000	0.000	0.000		5.24	-	-	0.000	0.000	0.000	5.26	-	-			0.000	0.000	0.000	0.002	-	-	0.000	0.000	0.000	0.005	-	-					0.093			
9.500	0.000	0.000	0.000		4.99	-	-	0.000	0.000	0.000	5.02	-	-			0.000	0.000	0.000	0.001	-	-	0.000	0.000	0.000	0.007	-	-					0.095			
9.600						-	-	0.000	0.000	0.000	4.92	-	-			-	-	0.000	0.000	0.000	0.008	-	-			0.000	0.000	0.000	0.008	-	-			0.096	
9.750	0.000	0.000	0.000		4.74	-	-	0.000	0.000	0.000	4.77	-	-			0.000	0.000	0.000	0.001	-	-	0.000	0.000	0.000	0.011	-	-					0.098			
10.000	0.000	0.000	0.000		4.49	-	-	0.000	0.000	0.000	4.53	-	-			0.000	0.000	0.000	0.001	-	-	0.000	0.000	0.000	0.016	-	-					0.100			
10.500	0.000	0.000	0.000		4.00	-	-	0.000	0.000	0.000	4.05	-	-			0.000	0.000	0.000	0.001	-	-	0.000	0.000	0.000	0.034	-	-					0.105			
11.000	0.000	0.000	0.000		3.50	-	-	0.000	0.000	0.000	3.58	-	-			0.000	0.000	0.000	0.005	-	-	0.000	0.000	0.000	0.065	-	-					0.110			
11.500	0.000	0.000	0.000		3.01	-	-	0.000	0.000	0.000	3.13	-	-			0.000	0.000	0.000	0.015	-	-	0.000	0.000	0.000	0.114	-	-					0.115			
12.000	0.000	0.000	0.000		2.53	-	-	0.000	0.000	0.000	2.71	-	-			0.000	0.000	0.000	0.038	-	-	0.000	0.000	0.000	0.186	-	-					0.120			
12.500	0.000	0.000	0.000		2.08	-	-	0.000	0.000	0.000	2.30	-	-			0.000	0.000	0.000	0.083	-	-	0.000	0.000	0.000	0.285	-	-					0.125			
13.000	0.000	0.000	0.000		1.66	-	-	0.000	0.000	0.000	1.94	-	-			0.000	0.000	0.000	0.160	-	-	0.000	0.000	0.000	0.416	-	-					0.130			
13.500	0.000	0.000	0.000		1.28	-	30	0.000	0.000	0.000	1.62	-	-			0.000	0.000	0.000	0.281	-	-	0.000	0.000	0.000	0.593	-	-					0.135			
14.000	0.000	0.000	0.000		0.952	-	-	0.000	0.000	0.000	1.33	-	-			0.000	0.000	0.000	0.455	-	15	0.000	0.000	0.000	0.802	-	-					0.140			
14.500	0.000	0.000	0.000		0.687	-	-	0.000	0.000	0.000	1.07	-	-			0.000	0.000	0.000	0.689	-	-	0.000	0.000	0.000	1.04	-	-					0.145			
15.000	0.000	0.000	0.000		0.477	-	-	0.000	0.000	0.000	0.858	-	-			0.000	0.000	0.000	0.979	-	-	0.000	0.000	0.000	1.33	-	-					0.150			
15.500	0.000	0.000	0.000		0.319	-	15	0.000	0.000	0.000	0.678	-	-			0.000	0.000	0.000	1.32	-	-	0.000	0.000	0.000	1.65	-	-					0.155			
16.000	0.000	0.000	0.000		0.206	-	-	0.000	0.000	0.000	0.524	-	-			0.000	0.000	0.000	1.71	-	-	0.000	0.000	0.000	2.00	-	-					0.160			
16.500	0.000	0.000	0.000		0.130	-	-	0.000	0.000	0.000	0.410	-	-			0.000	0.000	0.000	2.13	-	-	0.000	0.000	0.000	2.39	-	-					0.165			
17.000	0.000	0.000	0.000		0.079	-	-	0.000	0.000	0.000	0.308	-	-			0.000	0.000	0.000	2.58	-	-	0.000	0.000	0.000	2.78	-	-					0.170			
17.500	0.000	0.000	0.000		0.047	-	-	0.000	0.000	0.000	0.236	-	-			0.000	0.000	0.000	3.05	-	-	0.000	0.000	0.000	3.21	-	-					0.175			
18.000	0.000	0.000	0.000		0.027	-	-	0.000	0.000	0.000	0.175	-	-			0.000	0.000	0.000	3.53	-	-	0.000	0.000	0.000	3.65	-	-					0.180			
18.500	0.000	0.000	0.000		0.014	-	-	0.000	0.000	0.000	0.130	-	-			0.000	0.000	0.000	4.02	-	-	0.000	0.000	0.000	4.11	-	-					0.185			
19.000	0.000	0.000	0.000		0.007	-	-	0.000	0.000	0.000	0.095	-	-			0.000	0.000	0.000	4.52	-	-	0.000	0.000	0.000	4.58	-	-					0.190			
19.500	0.000	0.000	0.000		0.004	-	-	0.000	0.000	0.000	0.070	-	-			0.000	0.000	0.000	5.02	-	-	0.000	0.000	0.000	5.06	-	-					0.195			
20.000	0.000	0.000	0.000		0.002	-	-	0.000	0.000	0.000	0.050	-	-			0.000	0.000	0.000	5.52	-	-	0.000	0.000	0.000	5.54	-	-					0.200			
21.000						-	-	0.000	0.000	0.000	0.025	-	-			-	-	0.000	0.000	0.000	6.52	-	-			0.000	0.000	0.000	6.52	-	-			0.210	
22.000						-	-	0.000	0.000	0.000	0.012	-	-			-	-	0.000	0.000	0.000	7.52	-	-			0.000	0.000	0.000	7.52	-	-			0.220	
Totals:						0	45							0	0	0	0							0	15							0	269	0	0
Number of Trades:						0							0							0.00							0							0	

OTE (CR)

(Contract Size: 100 Securities, Exercise Style: American, Physical Delivery)

Call Options																Put Options																		
May 2026								June 2026								Other Months		May 2026					June 2026					Other Months		Exercise Price				
Open price	Price max	Price min	Last price	Closing price	Volume	Open Interest	Open price	Price max	Price min	Last price	Closing price	Volume	Open Interest	Volume	Open Interest	Open price	Price max	Price min	Last price	Closing price	Volume	Open Interest	Open price	Price max	Price min	Last price	Closing price	Volume	Open Interest		Volume	Open Interest		
10.000					-	-	0.000	0.000	0.000		8.33	-	-			0.000	0.000	0.000		0.001	-	-			0.000	0.000	0.000		0.001	-	-			0.100
10.500					-	-	0.000	0.000	0.000		7.83	-	-			0.000	0.000	0.000		0.001	-	-			0.000	0.000	0.000		0.001	-	-			0.105
11.000	0.000	0.000	0.000		7.31	-	-	0.000	0.000	0.000		7.34	-	-		0.000	0.000	0.000		0.001	-	-			0.000	0.000	0.000		0.001	-	-			0.110
11.500	0.000	0.000	0.000		6.82	-	-	0.000	0.000	0.000		6.84	-	-		0.000	0.000	0.000		0.001	-	-			0.000	0.000	0.000		0.001	-	-			0.115
12.000	0.000	0.000	0.000		6.32	-	-	0.000	0.000	0.000		6.34	-	-		0.000	0.000	0.000		0.001	-	-			0.000	0.000	0.000		0.002	-	-			0.120
12.500	0.000	0.000	0.000		5.82	-	-	0.000	0.000	0.000		5.84	-	-		0.000	0.000	0.000		0.002	-	-			0.000	0.000	0.000		0.001	-	-			0.125
13.000	0.000	0.000	0.000		5.32	-	-	0.000	0.000	0.000		5.34	-	-		0.000	0.000	0.000		0.001	-	-			0.000	0.000	0.000		0.001	-	-			0.130
13.500	0.000	0.000	0.000		4.82	-	-	0.000	0.000	0.000		4.84	-	-		0.000	0.000	0.000		0.001	-	-			0.000	0.000	0.000		0.001	-	-			0.135
14.000	0.000	0.000	0.000		4.32	-	-	0.000	0.000	0.000		4.35	-	-		0.000	0.000	0.000		0.001	-	-			0.000	0.000	0.000		0.002	-	-			0.140
14.500	0.000	0.000	0.000		3.82	-	-	0.000	0.000	0.000		3.85	-	-		0.000	0.000	0.000		0.001	-	-			0.000	0.000	0.000		0.007	-	-			0.145
15.000	0.000	0.000	0.000		3.32	-	-	0.000	0.000	0.000		3.37	-	-		0.000	0.000	0.000		0.001	-	-			0.000	0.000	0.000		0.018	-	-			0.150
15.500	0.000	0.000	0.000		2.82	-	-	0.000	0.000	0.000		2.89	-	-		0.000	0.000	0.000		0.004	-	-			0.000	0.000	0.000		0.040	-	-			0.155
16.000	0.000	0.000	0.000		2.33	-	-	0.000	0.000	0.000		2.43	-	-		0.000	0.000	0.000		0.013	-	30			0.000	0.000	0.000		0.081	-	-			0.160
16.500	0.000	0.000	0.000		1.86	-	-	0.000	0.000	0.000		2.00	-	-		0.000	0.000	0.000		0.038	-	-			0.000	0.000	0.000		0.149	-	-			0.165
17.000	0.000	0.000	0.000		1.42	-	-	0.000	0.000	0.000		1.61	-	-		0.000	0.000	0.000		0.096	-	46			0.000	0.000	0.000		0.253	-	-			0.170
17.500	0.000	0.000	0.000		1.02	-	-	0.000	0.000	0.000		1.26	-	-		0.000	0.000	0.000		0.201	-	30			0.000	0.000	0.000		0.401	-	-			0.175
18.000	0.000	0.000	0.000		0.695	-	-	0.000	0.000	0.000		0.955	-	-		0.000	0.000	0.000		0.372	-	-			0.000	0.000	0.000		0.600	-	-			0.180
18.500	0.000	0.000	0.000		0.443	-	-	0.000	0.000	0.000		0.705	-	-		0.000	0.000	0.000		0.621	-	-			0.000	0.000	0.000		0.849	-	-			0.185
19.000	0.000	0.000	0.000		0.260	-	-	0.000	0.000	0.000		0.504	-	-		0.000	0.000	0.000		0.938	-	-			0.000	0.000	0.000		1.15	-	-			0.190
19.500	0.000	0.000	0.000		0.142	-	-	0.000	0.000	0.000		0.348	-	-		0.000	0.000	0.000		1.32	-	-			0.000	0.000	0.000		1.49	-	-			0.195
20.000	0.000	0.000	0.000		0.073	-	-	0.000	0.000	0.000		0.231	-	-		0.000	0.000	0.000		1.75	-	-			0.000	0.000	0.000		1.88	-	-			0.200
21.000	0.000	0.000	0.000		0.015	-	-	0.000	0.000	0.000		0.098	-	-		0.000	0.000	0.000		2.70	-	-			0.000	0.000	0.000		2.76	-	-			0.210
22.000	0.000	0.000	0.000		0.002	-	-	0.000	0.000	0.000		0.036	-	-		0.000	0.000	0.000		3.70	-	-			0.000	0.000	0.000		3.71	-	-			0.220
23.000	0.000	0.000	0.000		0.001	-	-	0.000	0.000	0.000		0.012	-	-		0.000	0.000	0.000		4.70	-	-			0.000	0.000	0.000		4.70	-	-			0.230
24.000	0.000	0.000	0.000		0.001	-	-	0.000	0.000	0.000		0.003	-	-		0.000	0.000	0.000		5.70	-	-			0.000	0.000	0.000		5.70	-	-			0.240
25.000	0.000	0.000	0.000		0.001	-	-	0.000	0.000	0.000		0.001	-	-		0.000	0.000	0.000		6.70	-	-			0.000	0.000	0.000		6.70	-	-			0.250
26.000	0.000	0.000	0.000		0.001	-	-	0.000	0.000	0.000		0.001	-	-		0.000	0.000	0.000		7.70	-	-			0.000	0.000	0.000		7.70	-	-			0.260
27.000	0.000	0.000	0.000		0.001	-	-	0.000	0.000	0.000		0.001	-	-		0.000	0.000	0.000		8.70	-	-			0.000	0.000	0.000		8.70	-	-			0.270
Totals:					0	0						0	0	0	0						0	106						0	0	0	0			
Number of Trades:					0							0		0								0.00							0		0			

PIRAEUS BANK (CR)

(Contract Size: 100 Securities, Exercise Style: American, Physical Delivery)

Call Options														Put Options																			
Exercise Price	May 2026						June 2026						Other Months		May 2026						June 2026						Other Months		Exercise Price				
	Open price	Price max	Price min	Last price	Closing price	Volume	Open Interest	Open price	Price max	Price min	Last price	Closing price	Volume	Open Interest	Volume	Open Interest	Open price	Price max	Price min	Last price	Closing price	Volume	Open Interest	Open price	Price max	Price min	Last price	Closing price		Volume	Open Interest	Volume	Open Interest
4.250	0.000	0.000	0.000		4.12	-	-	0.000	0.000	0.000		4.12	-	-			0.000	0.000	0.000		0.001	-	-	0.000	0.000	0.000		0.001	-	-			0.043
4.500	0.000	0.000	0.000		3.87	-	-	0.000	0.000	0.000		3.87	-	-			0.000	0.000	0.000		0.001	-	-	0.000	0.000	0.000		0.001	-	-			0.045
4.750	0.000	0.000	0.000		3.62	-	-	0.000	0.000	0.000		3.63	-	-			0.000	0.000	0.000		0.001	-	-	0.000	0.000	0.000		0.001	-	-			0.048
5.000	0.000	0.000	0.000		3.37	-	-	0.000	0.000	0.000		3.38	-	-			0.000	0.000	0.000		0.001	-	-	0.000	0.000	0.000		0.002	-	-			0.050
5.250	0.000	0.000	0.000		3.12	-	-	0.000	0.000	0.000		3.13	-	-			0.000	0.000	0.000		0.002	-	-	0.000	0.000	0.000		0.004	-	-			0.053
5.500	0.000	0.000	0.000		2.87	-	-	0.000	0.000	0.000		2.89	-	-			0.000	0.000	0.000		0.001	-	-	0.000	0.000	0.000		0.008	-	-			0.055
5.750	0.000	0.000	0.000		2.62	-	-	0.000	0.000	0.000		2.64	-	-			0.000	0.000	0.000		0.001	-	-	0.000	0.000	0.000		0.014	-	-			0.058
6.000	0.000	0.000	0.000		2.37	-	-	0.000	0.000	0.000		2.40	-	-			0.000	0.000	0.000		0.001	-	-	0.000	0.000	0.000		0.025	-	-			0.060
6.250	0.000	0.000	0.000		2.12	-	-	0.000	0.000	0.000		2.17	-	-			0.000	0.000	0.000		0.002	-	-	0.000	0.000	0.000		0.042	-	-			0.063
6.500	0.000	0.000	0.000		1.87	-	-	0.000	0.000	0.000		1.95	-	-			0.000	0.000	0.000		0.006	-	-	0.000	0.000	0.000		0.068	-	-			0.065
6.750	0.000	0.000	0.000		1.63	-	-	0.000	0.000	0.000		1.73	-	-			0.000	0.000	0.000		0.014	-	-	0.000	0.000	0.000		0.101	-	-			0.068
7.000	0.000	0.000	0.000		1.40	-	-	0.000	0.000	0.000		1.53	-	-			0.000	0.000	0.000		0.029	-	-	0.000	0.000	0.000		0.146	-	-			0.070
7.250	0.000	0.000	0.000		1.17	-	-	0.000	0.000	0.000		1.34	-	-			0.000	0.000	0.000		0.054	-	-	0.000	0.000	0.000		0.207	-	-			0.073
7.500	0.000	0.000	0.000		0.965	-	-	0.000	0.000	0.000		1.16	-	-			0.000	0.000	0.000		0.095	-	-	0.000	0.000	0.000		0.276	-	-			0.075
7.750	0.000	0.000	0.000		0.776	-	-	0.000	0.000	0.000		1.00	-	-			0.000	0.000	0.000		0.156	-	-	0.000	0.000	0.000		0.367	-	-			0.078
8.000	0.000	0.000	0.000		0.610	-	-	0.000	0.000	0.000		0.854	-	-			0.000	0.000	0.000		0.239	-	-	0.000	0.000	0.000		0.469	-	-			0.080
8.250	0.000	0.000	0.000		0.467	-	-	0.000	0.000	0.000		0.724	-	-			0.000	0.000	0.000		0.347	-	-	0.000	0.000	0.000		0.588	-	-			0.083
8.500	0.000	0.000	0.000		0.349	-	-	0.000	0.000	0.000		0.609	-	-			0.000	0.000	0.000		0.479	-	-	0.000	0.000	0.000		0.723	-	-			0.085
8.750	0.000	0.000	0.000		0.253	-	-	0.000	0.000	0.000		0.506	-	-			0.000	0.000	0.000		0.633	-	-	0.000	0.000	0.000		0.870	-	-			0.088
9.000	0.000	0.000	0.000		0.178	-	-	0.000	0.000	0.000		0.421	-	-			0.000	0.000	0.000		0.808	-	-	0.000	0.000	0.000		1.03	-	-			0.090
9.250	0.000	0.000	0.000		0.122	-	-	0.000	0.000	0.000		0.344	-	-			0.000	0.000	0.000		1.00	-	-	0.000	0.000	0.000		1.21	-	-			0.093
9.500	0.000	0.000	0.000		0.084	-	-	0.000	0.000	0.000		0.282	-	-			0.000	0.000	0.000		1.21	-	-	0.000	0.000	0.000		1.40	-	-			0.095
9.750	0.000	0.000	0.000		0.055	-	-	0.000	0.000	0.000		0.228	-	-			0.000	0.000	0.000		1.44	-	-	0.000	0.000	0.000		1.59	-	-			0.098
10.000	0.000	0.000	0.000		0.035	-	-	0.000	0.000	0.000		0.183	-	-			0.000	0.000	0.000		1.67	-	-	0.000	0.000	0.000		1.80	-	-			0.100
10.500	0.000	0.000	0.000		0.014	-	-	0.000	0.000	0.000		0.115	-	-			0.000	0.000	0.000		2.15	-	-	0.000	0.000	0.000		2.23	-	-			0.105
11.000	0.000	0.000	0.000		0.004	-	-	0.000	0.000	0.000		0.072	-	-			0.000	0.000	0.000		2.64	-	-	0.000	0.000	0.000		2.69	-	-			0.110
11.500	0.000	0.000	0.000		0.002	-	-	0.000	0.000	0.000		0.045	-	-			0.000	0.000	0.000		3.14	-	-	0.000	0.000	0.000		3.16	-	-			0.115
12.000	0.000	0.000	0.000		0.001	-	-	0.000	0.000	0.000		0.027	-	-			0.000	0.000	0.000		3.64	-	-	0.000	0.000	0.000		3.65	-	-			0.120
12.500	0.000	0.000	0.000		0.001	-	-	0.000	0.000	0.000		0.015	-	-			0.000	0.000	0.000		4.14	-	-	0.000	0.000	0.000		4.14	-	-			0.125
13.000						-	-	0.000	0.000	0.000		0.009	-	-							-	-	-	0.000	0.000	0.000		4.64	-	-			0.130
Totals:						0	0					0	0		0	0					0	0						0	0		0	0	
Number of Trades:						0						0			0							0.00							0			0	

PPC (CR)

(Contract Size: 100 Securities, Exercise Style: American, Physical Delivery)

Exercise Price	Call Options														Volume	Open Interest	Put Options														Exercise Price
	May 2026						June 2026						Other Months				May 2026						June 2026						Other Months		
	Open price	Price max	Price min	Last price	Closing price	Volume	Open Interest	Open price	Price max	Price min	Last price	Closing price	Volume	Open Interest			Open price	Price max	Price min	Last price	Closing price	Volume	Open Interest	Open price	Price max	Price min	Last price	Closing price	Volume	Open Interest	
9.200						-	-	0.000	0.000	0.000	9.51	-	-																		0.092
9.500						-	-	0.000	0.000	0.000	9.21	-	-																		0.095
9.600						-	-	0.000	0.000	0.000	9.11	-	-																		0.096
9.750						-	-	0.000	0.000	0.000	8.96	-	-																		0.098
10.000						-	-	0.000	0.000	0.000	8.71	-	-																		0.100
10.500						-	-	0.000	0.000	0.000	8.21	-	-																		0.105
11.000						-	-	0.000	0.000	0.000	7.72	-	-																		0.110
11.500						-	-	0.000	0.000	0.000	7.22	-	-																		0.115
12.000	0.000	0.000	0.000		6.70	-	-	0.000	0.000	0.000	6.72	-	-			0.000	0.000	0.000	0.001	-	-			0.000	0.000	0.000	0.001	-	-		0.120
12.500	0.000	0.000	0.000		6.20	-	-	0.000	0.000	0.000	6.22	-	-			0.000	0.000	0.000	0.001	-	-			0.000	0.000	0.000	0.001	-	-		0.125
13.000	0.000	0.000	0.000		5.70	-	-	0.000	0.000	0.000	5.72	-	-			0.000	0.000	0.000	0.001	-	-			0.000	0.000	0.000	0.001	-	-		0.130
13.500	0.000	0.000	0.000		5.20	-	-	0.000	0.000	0.000	5.23	-	-			0.000	0.000	0.000	0.001	-	-			0.000	0.000	0.000	0.002	-	-		0.135
14.000	0.000	0.000	0.000		4.70	-	-	0.000	0.000	0.000	4.73	-	-			0.000	0.000	0.000	0.002	-	-			0.000	0.000	0.000	0.005	-	-		0.140
14.500	0.000	0.000	0.000		4.20	-	-	0.000	0.000	0.000	4.24	-	-			0.000	0.000	0.000	0.001	-	-			0.000	0.000	0.000	0.012	-	-		0.145
15.000	0.000	0.000	0.000		3.70	-	-	0.000	0.000	0.000	3.76	-	-			0.000	0.000	0.000	0.001	-	-			0.000	0.000	0.000	0.027	-	-		0.150
15.500	0.000	0.000	0.000		3.21	-	-	0.000	0.000	0.000	3.28	-	-			0.000	0.000	0.000	0.005	-	-			0.000	0.000	0.000	0.053	-	-		0.155
16.000	0.000	0.000	0.000		2.72	-	-	0.000	0.000	0.000	2.83	-	-			0.000	0.000	0.000	0.015	-	-			0.000	0.000	0.000	0.097	-	-		0.160
16.500	0.000	0.000	0.000		2.24	-	-	0.000	0.000	0.000	2.40	-	-			0.000	0.000	0.000	0.038	-	-			0.000	0.000	0.000	0.164	-	-		0.165
17.000	0.000	0.000	0.000		1.79	-	-	0.000	0.000	0.000	2.00	-	-			0.000	0.000	0.000	0.085	-	-			0.000	0.000	0.000	0.262	-	-		0.170
17.500	0.000	0.000	0.000		1.38	-	-	0.000	0.000	0.000	1.63	-	-			0.000	0.000	0.000	0.172	-	-			0.000	0.000	0.000	0.393	-	-		0.175
18.000	0.000	0.000	0.000		1.02	-	1	0.000	0.000	0.000	1.30	-	-			0.000	0.000	0.000	0.312	-	-			0.000	0.000	0.000	0.568	-	-		0.180
18.500	0.000	0.000	0.000		0.715	-	1	0.000	0.000	0.000	1.03	-	-			0.000	0.000	0.000	0.511	-	-			0.000	0.000	0.000	0.792	-	-		0.185
19.000	0.000	0.000	0.000		0.478	-	2	0.000	0.000	0.000	0.794	-	-			0.000	0.000	0.000	0.775	-	-			0.000	0.000	0.000	1.06	-	-		0.190
19.500	0.000	0.000	0.000		0.302	-	10	0.000	0.000	0.000	0.597	-	-			0.000	0.000	0.000	1.10	-	15			0.000	0.000	0.000	1.36	-	-		0.195
20.000	0.000	0.000	0.000		0.180	-	15	0.000	0.000	0.000	0.436	-	-			0.000	0.000	0.000	1.48	-	15			0.000	0.000	0.000	1.70	-	-		0.200
21.000	0.000	0.000	0.000		0.055	-	-	0.000	0.000	0.000	0.228	-	-			0.000	0.000	0.000	2.36	-	-			0.000	0.000	0.000	2.50	-	-		0.210
22.000	0.000	0.000	0.000		0.014	-	-	0.000	0.000	0.000	0.108	-	-			0.000	0.000	0.000	3.32	-	-			0.000	0.000	0.000	3.38	-	-		0.220
23.000	0.000	0.000	0.000		0.003	-	-	0.000	0.000	0.000	0.046	-	-			0.000	0.000	0.000	4.32	-	-			0.000	0.000	0.000	4.33	-	-		0.230
24.000	0.000	0.000	0.000		0.001	-	-	0.000	0.000	0.000	0.019	-	-			0.000	0.000	0.000	5.32	-	-			0.000	0.000	0.000	5.32	-	-		0.240
25.000	0.000	0.000	0.000		0.004	-	-	0.000	0.000	0.000	0.008	-	-			0.000	0.000	0.000	6.32	-	-			0.000	0.000	0.000	6.32	-	-		0.250
26.000	0.000	0.000	0.000		0.001	-	-	0.000	0.000	0.000	0.003	-	-			0.000	0.000	0.000	7.32	-	-			0.000	0.000	0.000	7.32	-	-		0.260
27.000	0.000	0.000	0.000		0.001	-	-	0.000	0.000	0.000	0.001	-	-			0.000	0.000	0.000	8.32	-	-			0.000	0.000	0.000	8.32	-	-		0.270
28.000	0.000	0.000	0.000		0.001	-	-	0.000	0.000	0.000	0.001	-	-			0.000	0.000	0.000	9.32	-	-			0.000	0.000	0.000	9.32	-	-		0.280
29.000	0.000	0.000	0.000		0.001	-	-	0.000	0.000	0.000	0.001	-	-			0.000	0.000	0.000	10.32	-	-			0.000	0.000	0.000	10.32	-	-		0.290
30.000	0.000	0.000	0.000		0.001	-	-	0.000	0.000	0.000	0.001	-	-			0.000	0.000	0.000	11.32	-	-			0.000	0.000	0.000	11.32	-	-		0.300

PPC (CR)

(Contract Size: 100 Securities, Exercise Style: American, Physical Delivery)

	Call Options														Put Options																					
	May 2026						June 2026						Other Months		May 2026						June 2026						Other Months									
Exercise Price	Open price	Price max	Price min	Last price	Closing price	Volume	Open Interest	Open price	Price max	Price min	Last price	Closing price	Volume	Open Interest	Volume	Open Interest	Open price	Price max	Price min	Last price	Closing price	Volume	Open Interest	Open price	Price max	Price min	Last price	Closing price	Volume	Open Interest	Volume	Open Interest	Exercise Price			
Totals:						0	29							0	0	0	0							0	30							0	0	0	0	
Number of Trades:							0							0		0								0.00								0		0		

Lending Products	Underlying Title	Open Interest[5]	Multilateral Transactions[1]				Bilateral Transactions[2]		Stock Borrowing through OTC (volume)[3]
			Volume(Offered)	Average Weighted	Transactions volume	Average Weighted	Transactions Volume	Average Weighted	Transactions Volume
ADMIEBOR	ADMIE (IPTO) HOLDING S.A. (CR)	3,700	---	---	---	---	---	5,249,021	
AEGNBOR	AEGEAN AIRLINES (CR)	---	---	---	---	---	---	692,499	
AKTRBOR	AKTOR S.A. HOLDING CO. (CR)	---	---	---	---	---	---	845,682	
ALWNBOR	Allwyn AG (CR)	5,266	---	---	---	---	---	13,193,451	
ALPHABOR	ALPHA BANK (CR)	52,829	---	---	---	---	---	187,081,869	
AETFBOR	ALPHA ETF FTSE Athex Large Cap	---	---	---	---	---	---	2,000	
AEMBOR	ALTER EGO MEDIA (CR)	---	---	---	---	---	---	---	
AIABOR	ATHENS INTL AIRPORT (CR)	1,373	---	---	---	700	0.01%	323,791	
ACAGBOR	AUSTRIACARD (CB)	---	---	---	---	---	---	962	
OTOELBOR	AUTOHELLAS SA (CR)	5,700	---	---	---	---	---	57,747	
AVAXBOR	AVAX S.A. (CR)	16,096	---	---	---	---	---	450,716	
BYLOTBOR	BALLY'S INTRALOT (CR)	---	---	---	---	---	---	35,977,529	
BOCHGRBOR	BANK OF CYPRUS (CR)	---	---	---	---	---	---	501,281	
EEEBOR	CC HBC AG (CR)	1,160	---	---	---	---	---	122,158	
CENERBOR	CENERGY HOLDINGS (CB)	16,272	---	---	---	---	---	1,516,670	
CREDIABOR	CrediaBank (CR)	794	---	---	---	---	---	515,897	
DIMANDBOR	DIMAND (CR)	---	---	---	---	---	---	7,342	
ELLAKTORBOR	ELLAKTOR (CR)	53,732	---	---	---	---	---	162,680	
ELHABOR	ELVALHALCOR (CR)	32,524	---	---	---	---	---	395,481	
EUROBBOR	EUROBANK (CR)	42,382	---	---	5,000	3.70%	---	92,144,162	
EXAEBOR	EURONEXT ATHENS (CR)	14,409	---	---	---	---	---	343,370	
EYDAPBOR	EYDAP S.A. (CR)	---	---	---	---	---	---	406,374	
FOYRKBOR	FOURLIS (CR)	3,600	---	---	---	---	---	103,780	
GEKTERNABOR	GEK TERNA (CR)	12,566	---	---	---	---	---	1,146,308	
SARBOR	GR. SARANTIS S.A. (CR)	5,704	---	---	---	---	---	210,406	
ELPEBOR	HELLENIQ ENERGY (CR)	---	---	---	---	---	---	736,460	
INTEKBOR	IDEAL HOLDINGS (CR)	---	---	---	---	---	---	59,787	
INTRKBOR	INTRACOM HOLDINGS (CR)	---	---	---	---	---	---	262,441	
BELABOR	JUMBO SA (CR)	---	---	---	---	---	---	555,195	
KRIBOR	KRI-KRI S.A. (CR)	2,999	---	---	---	---	---	---	
LAMDABOR	LAMDA DEVELOPMENT SA (CR)	---	---	---	---	---	---	245,770	

Stock Lending Notes

[1] - Multilateral contracts Lending or Borrowing as per Methods 8-1, 8-2 and 8-3-3 (According to ATHEX BoD Resolution No.17)

[2] - Bilateral Contracts Lending or Borrowing as per Methods 8-3-1 and 8-3-2 & Contracts as per Method 4 (According to ATHEX BoD Resolution No.20)

[3] - The information concerning OTC Stock Borrowing Transactions is based on the statements of the Dematerialised Securities System (DSS) operators involved and refers to volumes that have been registered up until the previous working day.

[4] - Average Price (Volume weighted)

[5] - The Data concerning Open Interest before the start of trading session

Lending Products	Underlying Title	Multilateral Transactions[1]					Bilateral Transactions[2]		Stock Borrowing through OTC (volume)[3]
		Open Interest[5]	Volume(Offered)	Average Weighted	Transactions volume	Average Weighted	Transactions Volume	Average Weighted	Transactions Volume
MTLNBOR	METLEN PLC (CR)	16,990	---	---	1,530	3.70%	---	---	1,423,699
MIGBOR	MIG (CR)	1,495	---	---	---	---	---	---	39,913
MOHBOR	MOTOR OIL (CR)	23,279	---	---	---	---	---	---	728,382
ETEBOR	NATIONAL BANK (CR)	9,465	---	---	---	---	---	---	23,213,874
NOVALBOR	NOVAL PROPERTY REIC (CR)	---	---	---	---	---	---	---	---
OPTIMABOR	OPTIMA BANK (CR)	---	---	---	---	---	---	---	4,882,349
HTOBOR	OTE (CR)	3,300	---	---	---	---	---	---	3,951,945
PPABOR	P.P.A. S.A. (CR)	4,500	---	---	---	---	---	---	82,489
TPEIRBOR	PIRAEUS BANK (CR)	158,000	---	---	---	---	---	---	12,175,662
PPCBOR	PPC (CR)	60,270	---	---	---	---	---	---	10,081,361
PROFBOR	PROFILE SA (CR)	1,388	---	---	---	---	---	---	64,526
QLCOBOR	QUALCO GROUP (CR)	---	---	---	---	---	---	---	960,497
QUESTBOR	QUEST HOLDINGS (CR)	3,991	---	---	---	---	---	---	49,229
TITCBOR	TITAN (CB)	5,481	---	---	---	---	---	---	166,318
OLTHBOR	TPA SA (CR)	---	---	---	---	---	---	---	750
TRESTATESBOR	TRADE ESTATES REIC (CR)	---	---	---	---	---	---	---	---
VIOBOR	VIOHALCO SA/IV (CB)	---	---	---	---	---	---	---	---

Stock Lending Notes

[1] - Multilateral contracts Lending or Borrowing as per Methods 8-1, 8-2 and 8-3-3 (According to ATHEX BoD Resolution No.17)

[2] - Bilateral Contracts Lending or Borrowing as per Methods 8-3-1 and 8-3-2 & Contracts as per Method 4 (According to ATHEX BoD Resolution No.20)

[3] - The information concerning OTC Stock Borrowing Transactions is based on the statements of the Dematerialised Securities System (DSS) operators involved and refers to volumes that have been registered up until the previous working day.

[4] - Average Price (Volume weighted)

[5] - The Data concerning Open Interest before the start of trading session

Sectors codification for listed companies

12003 -	ETF	10101010	Computer Services
10101015	Software	10102030	Computer Hardware
15101010	Telecommunications Equipment	15102015	Telecommunications Services
20101010	Health Care Facilities	20102010	Medical Equipment
20103015	Pharmaceuticals	30101010	Banks
30202000	Diversified Financial Services	30202010	Asset Managers & Custodians
30202015	Investment Services	30204000	Closed End Investments
30302010	Full Line Insurance	30302015	Insurance Brokers
30302025	Property and Casualty Insurance	35101010	Real Estate Holding and Development
35101015	Real Estate Services	35102000	Diversified REITs
35102045	Retail REITs.	40202015	Household Furnishings
40202020	Household Appliance	40203040	Electronic Entertainment
40204020	Clothing & Accessories	40301010	Entertainment
40301030	Publishing	40301035	Radio & TV Broadcasters
40401010	Diversified Retailers	40401020	Apparel Retailers
40401025	Home Improvement Retailers	40401030	Specialty Retailers
40501010	Airlines	40501015	Travel & Tourism
40501020	Casinos & Gambling	40501025	Hotels & Motels
45101015	Distillers & Vintners	45101020	Soft Drinks
45102010	Farming Fishing Ranching & Plantations	45102020	Food Products
45103010	Tobacco	45201010	Food Retailers & Wholesalers
45201020	Personal Products	50101010	Construction
50101020	Building Roof/Wallboard and Plumbing	50101030	Cement
50101035	Building Materials: Other	50202010	Electrical Components
50203015	Plastics	50203030	Containers & Packaging
50204000	Machinery: Industrial	50204020	Machinery: Construction & Handling
50205010	Industrial Suppliers	50205020	Back Office Support HR & Consulting
50205030	Forms & Bulk Printing Services	50206015	Commercial Vehicles & Parts
50206030	Marine Transportation	50206060	Transportation Services
55101000	Diversified Materials	55101020	Textile Products
55102000	General Mining	55102010	Iron & Steel
55102015	Metal Fabricating	55102035	Aluminum
60101020	Oil Refining and Marketing	65101010	Alternative Electricity
65101015	Conventional Electricity	65102000	Multi-Utilities
65102030	Water		



Λεωφ.Αθηνών 110 | 104 42 Αθήνα
110 Athinon Ave | 104 42 Athens GR
T +30 210 3366 800
<https://athens.euronext.com/>

