

# Euronext Athens

**Ημερήσιο Δελτίο Συναλλακτικής  
Δραστηριότητας**

---

**Daily Official List of Trading Activity**

# 26



**Disclaimer:**

EURONEXT ATHENS HOLDING S.A. endeavours to ensure that the data and other material ("Information") presented on the Daily Official List are accurate and complete, but it is not liable for any errors or omissions of data or /and for the accuracy, credibility, updating and completeness of the aforesaid information nor it has any liability arising directly or indirectly from the use of the above Information.

The Company is not liable for the accuracy of the data included in listed companies' announcements. Only the sender of such an announcement is fully and solely liable for any infringement of third party's rights from the content of such announcement. All contents of the Daily Official List are provided only for information purposes and do not constitute investment advice or solicitation to invest in securities or other products listed for trading on the Exchange.

You acknowledge and agree that the Company is the owner of any property rights related to any Information appearing on the Daily Official List including intellectual property rights copyright, trademarks, etc.

The above data are a property of the EURONEXT ATHENS HOLDING S.A. and are copyright protected. Users are forbidden to reproduce, modify, copy, sale, transmit or redistribute, by all reproduction means and methods, part or the whole of the above data, without reference to their source.

The commercial exploitation of these data is, also, forbidden by third parties. Hellenic Exchanges-Athens Exchange does not carry any responsibility, direct or indirect, derived from usage or accidental alteration of the above data when used by third parties.

---

**EURONEXT ATHENS HOLDING S.A.**

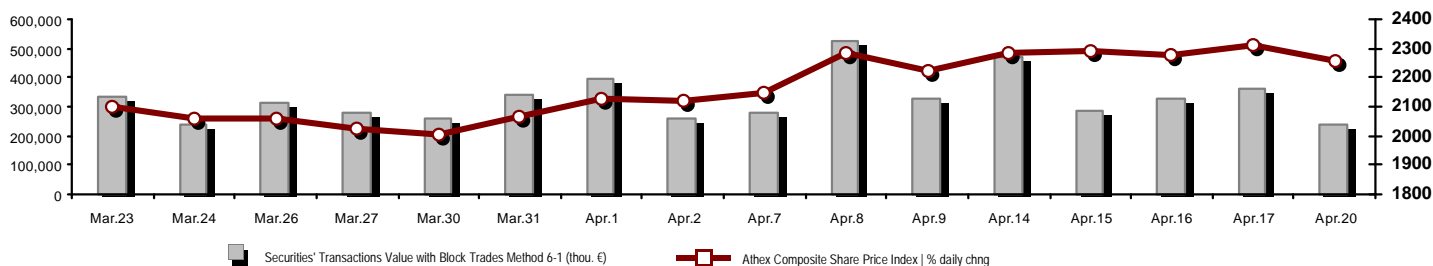
110 Athinon Ave., 10442 Athens, Tel: (210) 33.66.800, Fax: (210) 32.13.938

<https://athens.euronext.com>

---

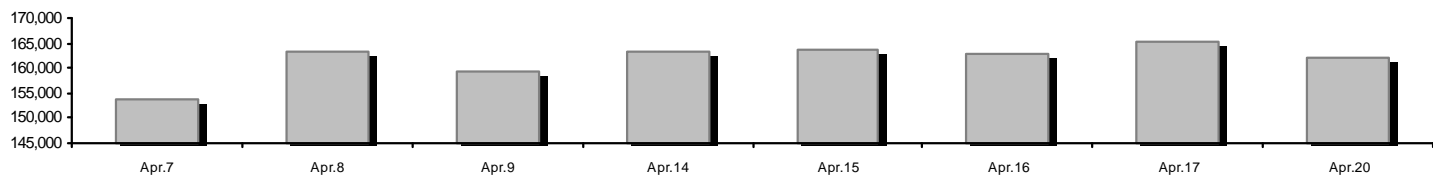
Summary of Markets

Athex Composite Share Price Index vs Shares and Derivatives Transactions Value

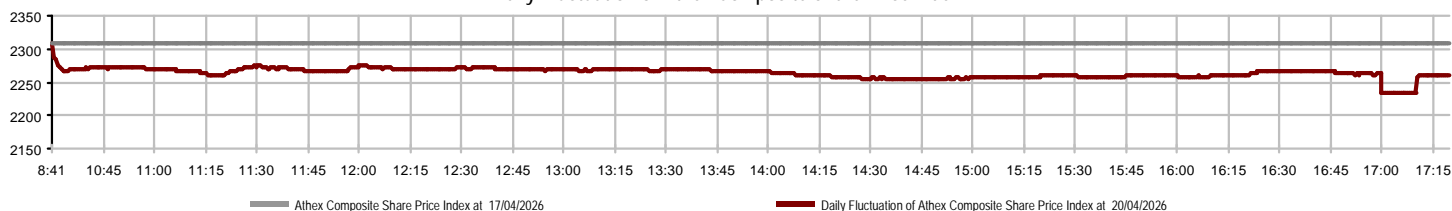


EURONEXT ATHENS Capitalisation (mill. €)**:	161,910.92	Derivatives Total Open Interest	1,721,393
Daily change: mill. €   %	-3,143.33 -1.90%	in Index Futures   % daily chng	8,930 -5.48%
Yearly Avg Capitalisation: mill. €   % chng prev year Avg	153,623.18 20.31%	in Stock Futures   % daily chng	1,709,762 0.19%
Athex Composite Share Price Index   % daily chng	2,259.73 -2.14%	in Index Options   % daily chng	1,968 -59.36%
Athex Composite Share Price Index Capitalisation (mill. €)	151,857.77	in Stock Options   % daily chng	733 -81.24%
Daily change (mill. €)	-3,020.38		
Securities' Transactions Value with Block Trades Method 6-1 (t	236,025.64	Derivatives Contracts Volume:	36,965
Daily change: %	-128,335.51 -35.22%	Daily change: pieces   %	-4,509 -10.87%
YtD Avg Trans. Value: thou. €   % chng prev year Avg	366,898.75 69.80%	YtD Avg Derivatives Contracts % chng prev year Avg	86,093 49.52%
Blocks Transactions Value of Method 6-1 (thou. €)	12,629.15	Derivatives Trades Number:	2,194
Blocks Transactions Value of Method 6-2 & 6-3 (thou. €)	143.51	Daily change: number   %	-1,147 -34.33%
Bonds Transactions Value (thou.€)	1,517.53	YtD Avg Trades number % chng prev year Avg	3,173 43.48%
Securities' Transactions Volume with Block Trades Method 6-1 (tho	32,993.89	Lending Total Open Interest	620,516
Daily change: thou. pieces   %	-19,816.40 -37.52%	Daily change: pieces   %	-22,178 -3.45%
YtD Avg Volume: % chng prev year Avg	56,804.08 36.26%	Lending Volume (Multilateral/Bilateral)	38,394
Blocks Transactions Volume of Method 6-1 (thou. Pieces)	2,360.96	Daily change: pieces   %	-17,972
Blocks Transactions Volume of Method 6-2 & 6-3 (thou. Pieces)	27.83	Multilateral Lending	30,394
Bonds Transactions Volume	1,521,000	Bilateral Lending	8,000
Securities' Trades Number with Block Trades Method 6-1	65,351	Lending Trades Number:	10
Daily change: number   %	-14,304 -17.96%	Daily change: %	-1
YtD Avg Trades number % chng prev year Avg	78,147 55.96%	Multilateral Lending Trades Number	7
Number of Blocks Method 6-1	21	Bilateral Lending Trades Number	3
Number of Blocks Method 6-2 & 6-3	6		
Number of Bonds Transactions	291		

EURONEXT ATHENS Capitalisation (mill. €)\*\*



Daily Fluctuation of Athex Composite Share Price Index



## Athex Indices

Index name	20/04/2026	17/04/2026	pts.	%	Min	Max	Year min	Year max	Year change
Athex Composite Share Price Index	2,259.73 €	2,309.10	-49.37	-2.14%	2,232.78	2,309.10	1,998.09	2,407.09	6.56% #
Athex Composite Index Total Return Index	4,467.91 €	4,565.53	-97.62	-2.14%	4,414.63	4,565.53	3,942.63	4,745.66	6.89% #
Athex ESG Index	2,685.54 €	2,747.54	-62.00	-2.26%	2,651.29	2,747.54	2,361.87	2,867.98	7.33% #
ATHEX Small Cap Price Index	2,404.48 €	2,409.04	-4.56	-0.19%	2,373.89	2,409.91	2,193.29	2,627.20	-5.66% €
ATHEX EN.A. Growth Price Index	18,790.39 €	18,968.72	-178.33	-0.94%	18,539.16	18,968.72	16,564.67	20,788.55	-5.03% €
FTSE/Athex Large Cap	5,748.47 €	5,885.50	-137.03	-2.33%	5,673.95	5,885.50	5,057.48	6,153.73	7.43% #
FTSE/Athex Mid Cap Index	2,843.59 €	2,854.23	-10.64	-0.37%	2,823.95	2,854.23	2,510.28	2,906.28	0.66% #
FTSE/ATHEX High Dividend Yield Index	4,776.85 €	4,879.15	-102.30	-2.10%	4,762.62	4,879.15	4,495.63	5,149.57	-3.34% €
FTSE/Athex Market Index	1,358.62 €	1,390.65	-32.03	-2.30%	1,340.10	1,390.65	1,190.89	1,449.15	7.74% #
FTSE/Athex Banks	2,618.36 €	2,716.72	-98.36	-3.62%	2,556.00	2,716.72	2,143.30	2,859.37	14.15% #
FTSE/ATHEX TECHNOLOGY & TELECOMMUNICAT	6,685.24 €	6,733.30	-48.06	-0.71%	6,591.78	6,733.30	6,027.65	6,900.98	-1.32% €
FTSE/ATHEX HEALTH CARE	5,895.22 #	5,879.50	15.72	0.27%	5,824.39	6,129.46	4,884.62	6,137.55	16.02% #
FTSE/ATHEX FINANCIAL SERVICES	12,242.04 €	12,699.29	-457.25	-3.60%	11,951.93	12,699.29	10,029.11	13,356.35	14.12% #
FTSE/ATHEX REAL ESTATE	5,371.78 €	5,424.32	-52.54	-0.97%	5,349.05	5,424.32	5,093.00	5,898.28	-4.35% €
FTSE/ATHEX CONSUMER DISCRETIONARY	4,927.14 €	4,953.92	-26.78	-0.54%	4,884.94	4,954.37	4,472.82	5,876.98	-15.64% €
FTSE/ATHEX CONSUMER STAPLES	9,938.95 #	9,938.59	0.36	0.00%	9,781.67	9,971.03	8,640.95	10,243.39	12.78% #
FTSE/ATHEX INDUSTRIALS	11,863.25 €	12,003.77	-140.52	-1.17%	11,808.25	12,003.77	10,051.45	12,182.07	18.03% #
FTSE/ATHEX BASIC MATERIALS	10,669.58 €	10,969.53	-299.95	-2.73%	10,568.50	10,969.53	8,778.94	11,861.41	12.00% #
FTSE/ATHEX ENERGY & UTILITIES	6,572.39 €	6,762.58	-190.19	-2.81%	6,539.87	6,762.58	6,127.28	7,506.29	-4.44% €
Athex All Share Index	514.36 €	524.35	-9.99	-1.91%	514.36	514.36	460.14	542.74	6.21% #
Hellenic Mid & Small Cap Index	3,078.69 €	3,120.01	-41.32	-1.32%	3,064.40	3,120.01	2,761.30	3,120.01	6.33% #
FTSE/Athex Large Cap Total Return	10,317.38 €	10,563.32	-245.94	-2.33%			9,100.35	11,012.64	7.77% #
FTSE/Athex Mid Cap Total Return	4,079.87 €	4,095.14	-15.27	-0.37%			3,625.91	4,168.37	0.66% #
MSCI GREECE REBASED	9,228.06 €	9,506.42	-278.36	-2.93%	9,042.90	9,506.42	7,755.87	10,138.65	7.76% #
Hellenic Corporate Bond Index	144.60 #	144.31	0.29	0.20%			143.28	145.27	0.16% #
Hellenic Corporate Bond Price Index	93.06 #	92.88	0.18	0.19%			92.37	93.97	-0.94% €

Note 1: FTSE/Med 100, Hellenic Corporate Bond Price Index and Hellenic Corporate Bond Index closing prices refer to the previous trading day of 16/04/2026.

Note 2: The Hellenic Mid & Small Cap Index is a Customized index calculated by the Athens Exchange.

## Analytic Figures for Athex Market's Boards and Categories

	Total Traded Securities	Main Market	Surveillance	Exchange Traded Funds (ETFs)
Totals	121	120	0	1
Gain / Lose / Same:	26 / 81 / 14	26 / 80 / 14	0 / 0 / 0	0 / 1 / 0
EURONEXT ATHENS Capitalisation (mil)	161,910.92	161,908.21	2.71	
Daily Average Trans/ons Value(thou.€)	366,898.75	366,802.10	5.40	492.58
Transactions Value	236,069.15	235,538.61	0.00	530.55
Main Board:	223,396.49	222,865.95	0.00	530.55
Blocks Board 6_2_3:	12,672.66	12,672.66	0.00	0.00
Forced Sales Board:	0.00	0.00	0.00	0.00
Special Terms Board:	0.00	0.00	0.00	0.00
Daily Average Transactions Volume	56,804,081	56,845,744	5,704	8,670
Transactions Volume	32,997,904	32,988,807	0	9,097
Main Board:	30,632,930	30,623,833	0	9,097
Blocks Board 6_2_3:	2,364,974	2,364,974	0	0
Forced Sales Board:	0	0	0	0
Special Terms Board:	0	0	0	0
Daily Average Number of Trades	78,147	77,972	12	166
Number of Trades	65,356	65,214	0	142
Main Board:	65,330	65,188	0	142
Blocks Board 6_2_3:	26	26	0	0
Forced Sales Board:	0	0	0	0
Special Terms Board:	0	0	0	0

## Trading Details by EURONEXT ATHENS Sectors and Financial Instruments (ETFs)

Code	Sectors	Gain / Lose / Same	Number of Trades	Transactions Volume	Transactions Value	% of Total Trans. Value
3010	- Banks	0 / 8 / 0	26,382	22,478,717	132,485,881.27	56.12%
5510	- Basic Resources	3 / 7 / 1	1,461	351,919	2,300,370.21	0.97%
5010	- Construction & Materials	2 / 10 / 0	5,649	1,227,211	16,859,706.01	7.14%
4020	- Consumer Products & Services	0 / 1 / 2	21	13,324	4,367.54	0.00%
6010	- Energy	0 / 4 / 0	5,074	518,120	12,190,357.35	5.16%
12000	- Financial Instruments	0 / 1 / 0	142	9,097	530,545.35	0.22%
3020	- Financial Services	1 / 2 / 1	270	26,126	160,440.45	0.07%
4510	- Food Beverage & Tobacco	5 / 0 / 1	290	31,052	845,413.92	0.36%
2010	- Health Care	1 / 1 / 1	179	317,379	452,147.55	0.19%
5020	- Industrial Goods & Services	5 / 10 / 2	3,306	556,730	7,724,104.30	3.27%
3030	- Insurance	1 / 1 / 0	153	69,318	247,910.69	0.11%
4030	- Media	0 / 2 / 1	174	49,948	221,585.99	0.09%
4520	- Personal Care, Drug & Grocery Stores	0 / 2 / 0	799	51,447	740,742.06	0.31%
3510	- Real Estate	2 / 8 / 2	1,554	407,030	1,789,064.80	0.76%
4040	- Retail	3 / 5 / 2	2,045	406,361	5,306,178.03	2.25%
1010	- Technology	2 / 8 / 1	1,278	279,386	1,493,870.41	0.63%
1510	- Telecommunications	0 / 2 / 0	2,261	440,664	7,875,999.14	3.34%
4050	- Travel & Leisure	1 / 4 / 0	6,309	4,452,079	14,425,769.51	6.11%
6510	- Utilities	0 / 5 / 0	8,009	1,311,996	30,414,697.63	12.88%

## Top 10 best &amp; worst performing Shares

## Main Market

With positive Price change	Closing price	change	With negative Price change	Closing price	change
TZIRAKIAN PROFIL (CR)	1.92	5.49% #	METLEN PLC (CR)	34.66	-4.52% €
KRI-KRI S.A. (CR)	23.95	4.13% #	ELVALHALCOR (CR)	4.015	-4.41% €
PETROPOULOS PETROS (CR)	8.16	3.82% #	AEGEAN AIRLINES (CR)	13.06	-4.39% €
ATHENS MEDICAL CENTER SA (CR)	1.865	3.61% #	MOTOR OIL (CR)	34.96	-4.27% €
LOULIS FOOD (CR)	3.96	2.59% #	NATIONAL BANK (CR)	14.38	-4.20% €
INTERLIFE G.C.I.(CR)	6.8	1.49% #	CrediaBank (CR)	1.174	-3.77% €
BALLY'S INTRALOT (CR)	1.067	1.14% #	OPTIMA BANK (CR)	9.27	-3.74% €
TPA SA (CR)	39	1.04% #	HELLENIQ ENERGY (CR)	9.365	-3.65% €
QUEST HOLDINGS (CR)	6.97	1.01% #	PIRAEUS BANK (CR)	8.36	-3.62% €
DAIOS PLASTICS SA (CR)	6.02	1.01% #	ALPHA BANK (CR)	3.791	-3.61% €
With the highest Transactions Value	Value (thou. €)	change	With the highest Transactions Volume	Volume	change
NATIONAL BANK (CR)	47,049.75	-4.20% €	ALPHA BANK (CR)	7,484,478	-3.61% €
PIRAEUS BANK (CR)	29,630.54	-3.62% €	EUROBANK (CR)	4,547,707	-3.19% €
ALPHA BANK (CR)	28,411.91	-3.61% €	BALLY'S INTRALOT (CR)	3,567,318	1.14% #
METLEN PLC (CR)	22,405.11	-4.52% €	PIRAEUS BANK (CR)	3,536,904	-3.62% €
EUROBANK (CR)	18,023.42	-3.19% €	NATIONAL BANK (CR)	3,257,255	-4.20% €
GEK TERNA (CR)	10,847.44	-0.24% €	CrediaBank (CR)	3,036,154	-3.77% €
MOTOR OIL (CR)	10,087.58	-4.27% €	METLEN PLC (CR)	643,987	-4.52% €
Allwyn AG (CR)	8,127.64	-1.27% €	Allwyn AG (CR)	591,029	-1.27% €
OTE (CR)	7,857.32	-0.28% €	BANK OF CYPRUS (CR)	477,523	-2.71% €
PPC (CR)	6,297.10	-0.37% €	OTE (CR)	437,866	-0.28% €

Note: Stocks that are not included in the "Under Supervision" category, and the transactions value is more than 10,000 €.

## Derivatives Summary

	Number of Trades	Volume	Open Interest
Index Futures	268	1,047	8,930
FTSE/Athex Banks	1	1	3,257
FTSE/Athex Large Cap	267	1,046	5,673
MSCI GREECE REBASED	0	0	0
Stock Futures	1,902	35,596	1,709,762
ADMIE (IPTO) HOLDING S.A. (CR)	2	15	8,156
AEGEAN AIRLINES (CR)	32	123	2,397
AKTOR S.A. HOLDING CO. (CR)	18	664	97,038
Allwyn AG (CR)	67	163	5,126
ALPHA BANK (CR)	338	7,831	57,799
ATHENS INTL AIRPORT (CR)	0	0	286
AUTOHELLAS SA (CR)	1	5	132
AVAX S.A. (CR)	56	136	2,240
BALLY'S INTRALOT (CR)	65	11,910	1,275,506
BANK OF CYPRUS (CR)	4	23	727
CC HBC AG (CR)	2	6	88
CENERGY HOLDINGS (CB)	34	147	3,784
CrediaBank (CR)	143	4,468	68,706
ELLAKTOR (CR)	19	159	1,621
ELVALHALCOR (CR)	57	187	3,081
EUROBANK (CR)	128	3,565	25,141
EURONEXT ATHENS (CR)	2	7	391
EYDAP S.A. (CR)	29	190	13,085
FOURLIS (CR)	0	0	2,905
GEK TERNA (CR)	12	39	5,066
HELLENIQ ENERGY (CR)	21	48	4,081
INTRACOM HOLDINGS (CR)	35	114	12,028
JUMBO SA (CR)	16	53	4,162
LAMDA DEVELOPMENT SA (CR)	53	350	20,138
METLEN PLC (CR)	297	930	14,622
MIG (CR)	0	0	144
MOTOR OIL (CR)	7	9	254
NATIONAL BANK (CR)	194	1,505	11,507
OPTIMA BANK (CR)	1	3	484
OTE (CR)	10	36	883
P.P.A. S.A. (CR)	0	0	41
PIRAEUS BANK (CR)	181	2,587	47,002
PPC (CR)	47	222	18,456
QUEST HOLDINGS (CR)	0	0	241
TITAN (CB)	7	15	410
VIOHALCO SA/NV (CB)	24	86	2,034
Index Options	23	317	1,968
FTSE/Athex Large Cap	23	317	1,968
Stock Options	1	5	733
Allwyn AG (CR)	0	0	235
ALPHA BANK (CR)	0	0	19
NATIONAL BANK (CR)	1	5	329
OTE (CR)	0	0	106
PIRAEUS BANK (CR)	0	0	0
PPC (CR)	0	0	44
<b>Total Derivatives Traded</b>	<b>2,194</b>	<b>36,965</b>	<b>1,721,393</b>

Number of Outstanding Securities	Nominal Value	Dividends [1]			Date of Last Coupon		Note	Shares	Closing price	% change	Previous closing price/date	Open price	Price min	Price max	Last price	Avg price	Last Bid [7]	Last Ask [7]	P/E after tax	Year	Volume	Trades	Transactions Value[8]	Company Mkt Value (thou. €)	Year low	Year high	Sector[4]	
2023	2024	2025	Dividend [2]	Right																								
804,287,662	0.300	1.6123	1.4029	0.5	08/04/2026	25/06/2024	---	Allwyn AG (CR)	13.62	-1.27	€ 13.795	17/04/2026	13.79	13.5	13.91	13.62	13.752	300@13.62	1000@13.67	---	---	591,029	3,546	8,127,642.8610	954,397.96	13.09	19.03	40501020
2,315,261,358	0.290	0.026	0.0303	0.0485	01/12/2025	18/04/2017	---	ALPHA BANK (CR)	3.791	-3.61	€ 3.933	17/04/2026	3.803	3.7	3.856	3.791	3.796	26513@3.79	2131@3.79	---	---	7,484,478	6,548	28,411,909.94	8,777,155.81	2.95	4.489	30101010
58,492,542	1.00	---	0.1	---	23/06/2025	27/01/2025	---	ALTER EGO MEDIA (CR)	5.36	-0.37	€ 5.38	17/04/2026	5.35	5.22	5.36	5.36	5.302	228@5.30	726@5.36	---	---	40,964	137	217,206.90	313,520.03	4.88	6.425	40301035
36,353,868	1.00	0.1	0.11	---	01/07/2025	21/08/2023	---	AUSTRIACARD (CB)	7.13	-2.33	€ 7.3	17/04/2026	7.3	7.03	7.3	7.13	7.154	50@7.05	539@7.13	---	---	32,401	141	231,797.33	259,203.08	6.04	8.28	10101010
48,624,764	0.080	0.7	0.85	---	10/04/2025	05/12/2022	---	AUTOHELLAS SA (CR)	12.14	-1.62	€ 12.34	17/04/2026	12.22	12.06	12.4	12.14	12.212	1202@12.12	250@12.28	---	---	62,396	405	761,961.28	590,304.63	10.68	13.44	40401030
1,867,802,694	0.300	---	---	---	30/05/2013	10/10/2023	---	BALLY'S INTRALOT (CR)	1.067	1.14	# 1.055	17/04/2026	1.05	1.041	1.07	1.067	1.057	354@1.05	17002@1.07	---	---	3,567,318	1,243	3,769,082.46	1,992,945.47	0.822	1.1	40501020
435,686,031	0.100	---	0.48	0.2	22/09/2025	23/09/2024	---	BANK OF CYPRUS (CR)	9.32	-2.71	€ 9.58	17/04/2026	9.58	9.11	9.58	9.32	9.354	2648@9.30	63@9.34	---	---	477,523	794	4,466,514.76	4,060,593.81	7.94	9.84	30101010
212,384,903	0.08	0.14	---	---	24/06/2025	07/12/2016	---	CENERGY HOLDINGS (CB)	20.96	-1.04	€ 21.18	17/04/2026	21	20.3	21.18	20.96	20.672	281@20.90	1005@20.98	---	2025	180,264	1,084	3,726,445.40	4,451,587.57	15.12	22.35	50202010
373,239,562	6.70	0.93	1.03	---	29/05/2025	29/04/2013	---	CC HBC AG (CR)	51.1	0.79	# 50.7	17/04/2026	50.7	50.4	51.1	51.1	50.812	1289@50.80	500@51.30	---	---	8,599	96	436,931.509	972,541.62	42.5	55.75	45101020
1,993,012,407	0.050	---	---	---	04/06/2008	16/10/2024	---	CrediaBank (CR)	1.174	-3.77	€ 1.22	17/04/2026	1.186	1.174	1.21	1.174	1.185	47302@1.17	8040@1.18	---	---	3,036,154	1,843	3,597,316.87	2,339,796.57	0.871	1.722	30101010
3,631,510,801	0.220	0.0933	0.105	0.0468	06/11/2025	20/05/2019	---	EUROBANK (CR)	3.95	-3.19	€ 4.08	17/04/2026	3.97	3.88	4.006	3.95	3.963	3477@3.95	6489@3.95	---	---	4,547,707	3,559	18,023,415.7614	344,467.66	3.162	4.392	30101010
51,889,670	1.00	0.12	0.15	---	27/06/2025	23/07/2019	---	FOURLIS (CR)	4.91	-1.01	€ 4.96	17/04/2026	4.85	4.81	4.915	4.91	4.861	364@4.89	881@4.91	---	---	25,635	216	124,620.48	254,778.28	4.04	4.98	40401010
305,635,185	2.18	0.9	0.75	0.2	19/01/2026	01/10/2003	---	HELLENIO ENERGY (CR)	9.365	-3.65	€ 9.72	17/04/2026	9.72	9.3	9.74	9.365	9.485	166@9.36	14@9.42	---	---	218,631	1,263	2,073,629.39	2,862,273.51	8.4	10.4	60101020
83,600,000	0.690	0.0504	0.1209	---	22/09/2025	02/07/2024	---	INTRACOM HOLDINGS (CR)	3.07	-0.33	€ 3.08	17/04/2026	3.01	3.01	3.08	3.07	3.057	925@3.06	500@3.08	---	---	61,685	319	188,553.84	256,652.00	2.685	3.85	10101010
134,365,561	0.880	1.4726	0.5063	---	23/03/2026	05/03/2014	---	JUMBO SA (CR)	24.5	0.49	# 24.38	17/04/2026	24.2	23.88	24.84	24.5	24.387	134@24.32	3300@24.50	---	---	160,665	1,131	3,918,067.84	3,291,956.24	21.82	28.7	40401010
176,736,715	0.300	---	---	---	30/05/2007	27/11/2019	---	LAMDA DEVELOPMENT SA (CR)	6.26	-0.79	€ 6.31	17/04/2026	6.21	6.21	6.29	6.26	6.267	1074@6.26	2@6.27	---	---	187,878	877	1,177,427.79	1,106,371.84	5.85	7.76	35101010
169,043,561	0.300	---	0.02	---	17/07/2025	28/11/2022	---	LAVIPHARM SA (CR)	1.398	-1.55	€ 1.42	17/04/2026	1.42	1.38	1.42	1.398	1.381	1000@1.39	21100@1.40	---	---	291,125	66	402,068.32	236,322.90	0.937	1.46	20103015
143,022,980	1.00	---	---	---	04/08/2025	---	---	METLEN PLC (CR)	34.66	-4.52	€ 36.3	17/04/2026	35.6	34.18	35.76	34.66	34.791	20@34.64	1130@34.68	---	---	643,987	4,959	22,405,114.80	4,957,176.49	31.9	47.68	65102000
126,502,434	0.500	0.0304	0.0302	---	15/05/2025	28/07/2021	---	PREMIA (CR)	1.362	-0.87	€ 1.374	17/04/2026	1.374	1.358	1.374	1.362	1.361	1000@1.36	100@1.37	---	---	59,529	227	81,005.11	172,296.32	1.236	1.49	35102000
24,823,934	0.230	0.049	0.0647	---	01/07/2025	08/06/2022	---	PROFILE SA (CR)	7.45	-1.19	€ 7.54	17/04/2026	7.48	7.34	7.48	7.45	7.399	50@7.40	477@7.45	---	---	53,182	147	393,494.09	184,938.31	6	8.12	10101010
70,029,804	1.00	---	---	---	15/05/2025	---	---	QUALCO GROUP (CR)	5.87	-1.35	€ 5.95	17/04/2026	5.94	5.75	5.94	5.87	5.826	75@5.87	1540@5.90	---	---	35,148	177	204,761.25	411,074.95	5.08	6.73	10101015
35,377,749	0.280	---	---	---	18/07/2005	22/12/2025	---	QUALITY & RELIABILITY SA (CR)	1.2	-2.44	€ 1.23	17/04/2026	1.23	1.184	1.23	1.2	1.195	1641@1.19	1250@1.21	---	---	24,917	130	29,775.62	42,453.30	1	1.43	10101010
78,325,475	0.85	3	---	---	30/06/2025	23/07/2019	---	TITAN (CB)	46.24	-3.06	€ 47.7	17/04/2026	47.02	46.2	47.38	46.24	46.633	3181@46.24	50@46.48	---	---	53,341	1,338	2,487,439.28	3,621,769.96	42.6	59	50101030
259,189,761	0.12	0.16	---	---	24/06/2025	26/02/2016	---	VIOHALCO SA/NV (CB)	14.48	-2.16	€ 14.8	17/04/2026	14.5	14.1	14.5	14.48	14.319	260@14.30	2009@14.50	---	---	94,576	566	1,354,251.12	3,753,067.74	11.4	15.78	55102015
148,321,516	0.300	0.03	0.07	---	02/09/2025	22/01/2020	---	AVAX S.A. (CR)	3.19	-1.54	€ 3.24	17/04/2026	3.14	3.13	3.2	3.19	3.176	500@3.18	55@3.19	---	---	274,898	456	873,109.18	473,145.64	2.79	3.645	50101010
232,000,000	2.12	0.0582	0.1207	0.1207	25/09/2025	19/06/2017	---	ADMIE (PTO) HOLDING S.A. (CR)	3.01	-1.63	€ 3.06	17/04/2026	3.04	3.01	3.06	3.01	3.033	108@3.01	966@3.04	---	2025	205,019	270	621,839.33	698,320.00	2.76	3.125	65101015
90,167,100	0.500	0.7515	0.8041	---	20/05/2025	24/05/2021	---	AEGEAN AIRLINES (CR)	13.06	-4.39	€ 13.66	17/04/2026	13.31	13.03	13.37	13.06	13.139	1000@13.05	22@13.10	---	---	182,944	1,325	2,403,769.54	1,177,582.33	10.8	15.36	40501010
204,002,463	0.300	---	---	---	12/08/2008	07/01/2025	---	AKTOR S.A. HOLDING CO. (CR)	11.06	-0.90	€ 11.16	17/04/2026	10.76	10.76	11.08	11.06	10.963	404@11.06	613@11.08	---	---	179,740	475	1,970,445.90	2,256,267.24	9.25	11.7	50101010
103,423,291	0.570	---	0.4134	---	25/06/2025	28/08/2024	---	GEK TERNA (CR)	40.8	-0.24	€ 40.9	17/04/2026	40.2	40.1	41.16	40.8	40.792	93@40.78	100@41.00	---	---	265,924	2,632	10,847,442.14	4,219,670.27	25.28	41.3	50101010
369,270,000	2.48	0.25	0.4	---	21/07/2025	12/12/2001	---	PPC (CR)	18.65	-0.37	€ 18.72	17/04/2026	18.5	18.2	18.83	18.65	18.58	22@18.64	348@18.66	---	---	338,924	2,217	6,297,104.19	6,886,885.50	16.28	20.56	65101015
309,544,087	1.00	0.33	0.7862	---	23/04/2025	07/02/2024	---	ATHENS INTL AIRPORT (CR)	10.89	-1.09	€ 11.01	17/04/2026	11	10.89	11.14	10.89	10.979	350@10.88	49@10.90	---	2025	188,099	1,289	2,065,215.90	3,370,935.11	9.92	12	50206060
914,715,153	1.00	0.3643	0.4442	0.221	10/11/2025	29/08/2018	---	NATIONAL BANK (CR)	14.38	-4.20	€ 15.01	17/04/2026	14.455	13.9	14.595	14.38	14.445	36991@14.38	5@14.40	---	---	3,257,255	7,877	47,049,752.3213	153,603.90	12.06	16.005	30101010
27,728,682	0.260	(0.06)	0.065	---	14/07/2025	24/07/2024	---	EKTER SA (CR)	3.95	-1.00	€ 3.99	17/04/2026	3.95	3.86	3.95	3.95	3.917	220@3.94	6389@3.95	---	---	56,711	169	222,137.75	109,528.29	3.28	4.59	50101010
375,241,586	0.390	0.04	0.0901	---	26/06/2025	14/07/2006	---	ELVALHALCOR (CR)	4.015	-4.41	€ 4.2	17/04/2026	4.08	4.015	4.115	4.015	4.063	1602@4.01	1042@4.02	---	---	176,987	649	719,141.19	1,506,594.97	3.21	5.07	55102015
348,192,005	0.040	---	---	0.5029	22/12/2025	24/03/2025	---	ELLAKTOR (CR)	1.354	-0.59																		

## Daily Official List

Year: 147 Trading Day No: 70

## Section 2: Analytic Figures of Shares Transactions

Monday, 20 April, 2026

Number of Outstanding Securities	Nominal Value	Dividends [1]			Date of Last Coupon		Note	Shares	Closing price	% change	Previous closing price/date	Open price	Price min	Price max	Last price	Avg price	Last Bid [7]	Last Ask [7]	P/E after tax	Year	Volume	Trades	Transactions Value[8]	Company Mkt Value (thou. €)	Year low	Year high	Sector[4]	
2023	2024	2025	Dividend [2]	Right																								
63,700,000	0.780	0.2313	0.3139	---	02/05/2025	13/06/2018	---	GR. SARANTIS S.A. (CR)	14.9	-2.61	€ 15.3	17/04/2026	15.28	14.3	15.32	14.9	14.997	78@14.74	289@14.90	---	---	48,704	780	730,427.27	949,130.00	12.92	15.74	45201020
221,322,426	1.15	(0.1467)	(0.19)	---	23/06/2025	09/07/2025	---	OPTIMA BANK (CR)	9.27	-3.74	€ 9.63	17/04/2026	9.4	9.15	9.495	9.27	9.275	13@9.26	276@9.32	---	---	135,460	767	1,256,332.69	2,051,658.89	7.59	10.1	30101010
1,235,953,028	0.930	0.0632	---	---	10/07/2024	03/06/2025	---	PIRAEUS BANK (CR)	8.36	-3.62	€ 8.674	17/04/2026	8.46	8.174	8.484	8.36	8.378	10982@8.36	3000@8.37	---	---	3,536,904	4,958	29,630,540.93	30,332,567.31	6.53	8.99	30101010

## Main Market - Medium Liquidity Class

13,126,020	0.660	0.1376	0.1713	---	16/12/2025	04/09/2020	---	AS COMPANY SA (CR)	4.31	-1.15	€ 4.36	17/04/2026	4.355	4.3	4.47	4.34	4.35	129@4.30	250@4.36	---	---	72,865	87	316,996.20	56,573.15	3.62	4.47	40401030
14,000,000	1.95	0.26	0.5	---	24/06/2025	26/03/2024	---	ALPHA REAL ESTATE (CR)	7.12	-2.47	€ 7.3	17/04/2026	7.28	7.12	7.28	7.12	7.243	110@7.12	100@7.28	---	---	2,520	52	18,252.80	99,680.00	6.94	7.58	35101015
3,150,744	0.360	0.563	0.5842	---	27/05/2025	02/06/2020	---	ALPHA TRUST HOLDINGS (CR)	19.7	---	~ 19.7	17/04/2026	19.7	19.7	19.7	19.7	19.7	514@19.70	200@19.95	---	---	440	4	8,668.00	62,069.66	11.9	20	30202010
243,164,193	0.300	0.07	0.07	---	12/09/2025	05/12/2023	---	ATTICA HOLDINGS (CR)	1.68	-3.45	€ 1.74	17/04/2026	1.72	1.68	1.72	1.68	1.693	47@1.68	274@1.69	---	---	15,363	57	26,013.91	408,515.84	1.5	2.06	40501015
178,157,803	0.040	---	---	---	01/07/2008	21/02/2020	---	AVE (CR)	0.457	-0.44	€ 0.459	17/04/2026	0.453	0.447	0.457	0.457	0.451	400@0.450	831@0.457	---	---	8,607	28	3,885.87	81,418.12	0.423	0.49	40301010
47,149,827	2.10	---	0.135	0.08	05/11/2025	27/12/2024	---	BRIQ PROPERTIES (CR)	3.07	0.66	# 3.05	17/04/2026	3.05	3.01	3.07	3.07	3.05	15152@3.05	1591@3.07	---	---	52,497	55	160,100.07	144,749.97	2.86	3.12	35102000
101,123,806	0.360	---	---	---	22/07/2010	28/06/2011	---	CENTRIC HOLDINGS (CR)	0.307	-2.85	€ 0.316	17/04/2026	0.312	0.307	0.312	0.307	0.31	400@0.305	1100@0.311	---	---	13,150	15	4,073.15	31,045.01	0.276	0.42	40203040
784,500	10.00	0.5008	0.4	0.15	02/12/2025	31/07/2018	---	CNL CAPITAL (CR)	6.75	---	~ 6.75	17/04/2026	---	---	---	---	---	100@6.70	100@6.80	---	2024	---	---	---	5,295.38	6.3	7.6	30202010
10,567,700	0.300	---	---	---	06/10/2005	13/02/2002	---	CPI SA (CR)	0.52	0.77	# 0.516	17/04/2026	0.52	0.52	0.52	0.52	0.52	1000@0.481	257@0.520	---	---	200	2	104.00	5,495.20	0.442	0.646	10102030
18,680,300	0.050	---	---	---	06/07/2022	---	---	DIMAND (CR)	12.8	-1.54	€ 13	17/04/2026	12.95	12.65	12.95	12.8	12.813	200@12.65	450@12.85	---	---	8,421	42	107,900.95	239,107.84	10.95	13.5	35101010
15,333,480	0.100	---	0.04	---	07/07/2025	02/02/2026	---	E.I.N.S. (CR)	1.59	-1.85	€ 1.62	17/04/2026	1.57	1.57	1.616	1.59	1.596	1000@1.59	5200@1.60	---	---	36,622	83	58,466.30	24,380.23	1.38	2.115	50205020
60,348,000	0.420	0.2504	0.3025	---	23/06/2025	04/08/2021	---	EURONEXT ATHENS (CR)	7.25	-0.69	€ 7.3	17/04/2026	7.14	7.14	7.3	7.25	7.224	1010@7.25	6@7.27	---	---	6,447	58	46,570.99	437,523.00	5.72	7.43	30202015
121,168,897	0.040	---	---	---	07/07/2010	16/01/2024	5160	FRIGOGLASS SA (CR)	0.384	1.05	# 0.38	17/04/2026	0.374	0.37	0.394	0.384	0.375	3480@0.375	2300@0.383	---	2024	21,193	27	7,953.41	46,528.86	0.291	0.5	50204000
56,003,921	1.55	---	---	---	30/08/1993	29/01/2026	---	IDEAL HOLDINGS (CR)	5.74	-2.22	€ 5.87	17/04/2026	5.87	5.72	5.87	5.74	5.783	128@5.74	250@5.81	---	---	41,124	130	237,805.67	321,462.51	5.3	6.71	10102030
4,740,000	0.860	---	---	---	14/03/2003	---	---	LOGISMOS S.A. (CR)	2.1	---	~ 2.1	17/04/2026	---	---	---	---	---	225@2.04	522@2.12	---	2024	---	---	---	9,954.00	1.96	2.58	10101015
17,120,280	0.940	0.12	0.3	---	26/05/2025	26/06/2023	---	LOULIS FOOD (CR)	3.96	2.59	# 3.86	17/04/2026	3.86	3.78	3.96	3.96	3.852	1000@3.81	557@3.96	---	---	6,832	31	26,319.95	67,796.31	3.42	4.1	45102020
4,419,616	1.58	0.06	0.13	---	07/07/2025	04/03/2015	---	MEDICON S.A. (CR)	2.45	---	~ 2.45	17/04/2026	2.46	2.45	2.46	2.45	2.453	50@2.45	380@2.46	---	---	70	2	171.70	10,828.06	2.32	2.75	20102010
468,700	2.8	2.4	---	---	12/06/2025	21/05/2004	---	MERMEREN KOMB. A.D. PR. (GDR)	32.8	1.24	# 32.4	17/04/2026	32.6	32.6	32.8	32.8	32.702	21@31.40	12@32.80	---	2024	41	2	1,340.80	15,373.36	31	36.2	55102000
10,500,000	0.950	0.15	0.25	---	04/07/2025	21/07/2023	---	MEVACO SA (CR)	9.16	-0.22	€ 9.18	17/04/2026	8.9	8.9	9.16	9.16	8.933	112@9.00	420@9.16	---	2024	80	3	714.60	96,180.00	8.3	9.85	55102015
31,400,000	0.400	---	---	---	26/04/2007	10/05/2023	---	MIG (CR)	3.23	0.31	# 3.22	17/04/2026	3.21	3.16	3.24	3.24	3.188	50@3.22	247@3.24	---	---	10,411	157	33,188.62	101,422.00	2.82	3.85	30202000
153,908,095	0.870	0.0229	0.0248	---	11/09/2025	02/08/2024	---	ORILINA PROPERTIES REIC (CR)	0.81	-1.70	€ 0.824	17/04/2026	0.824	0.81	0.824	0.81	0.818	9582@0.808	2000@0.820	---	---	17,853	60	14,597.13	124,665.56	0.77	0.886	35102000
14,101,683	0.100	0.0526	0.1091	---	03/06/2025	02/11/2021	---	PERFORMANCE TECHNOLOGIES (CR)	8.49	-1.85	€ 8.65	17/04/2026	8.5	8.44	8.5	8.49	8.488	30@8.30	2@8.49	---	---	5,239	21	44,470.91	119,723.29	6.62	8.92	10101010
107,222,688	0.440	0.22	0.3	---	23/06/2025	16/03/2022	---	QUEST HOLDINGS (CR)	6.97	1.01	# 6.9	17/04/2026	6.86	6.84	6.97	6.97	6.897	150@6.86	140@6.97	---	---	14,317	150	98,745.27	747,342.14	6.07	7.22	10101010
30,703,824	0.400	0.04	0.0509	---	19/08/2025	06/08/2021	---	REAL CONSULTING (CR)	5.98	---	~ 5.98	17/04/2026	5.46	5.46	6	5.98	5.954	150@5.90	50@5.98	---	---	9,682	41	57,641.84	183,608.87	4.95	6.56	10101010
6,456,530	1.08	0.16	0.15	---	21/07/2025	02/08/2010	---	SPACE HELLAS SA (CR)	6.74	-2.32	€ 6.9	17/04/2026	6.78	6.6	6.82	6.74	6.677	200@6.50	3@6.82	---	---	2,798	32	18,681.12	43,517.01	5.92	8.48	15101010
121,132,042	1.60	0.08	0.1	0.0651	30/12/2025	10/11/2023	---	TRADE ESTATES REIC (CR)	1.944	-0.82	€ 1.96	17/04/2026	1.97	1.94	1.97	1.94	1.951	2700@1.94	3337@1.95	---	---	37,893	94	73,915.76	235,480.69	1.81	2.02	35102045
17,513,933	0.300	---	---	---	16/11/1992	09/10/2025	---	UNIBIOS (CR)	2.66	-2.21	€ 2.72	17/04/2026	2.665	2.63	2.665	2.66	2.635	500@2.64	730@2.66	---	---	6,388	17	16,831.85	46,587.06	2.13	2.97	50204000
37,975,800	0.600	---	---	---	10/09/2019	01/04/2026	---	YKNOT (CR)	1.04	-2.80	€ 1.07	17/04/2026	1.04	1.005	1.065	1.04	1.04	100@1.03	1000@1.05	---	---	95,425	138	99,260.74	39,494.83	0.7326	1.7394	40501015
32,413,681	0.370	---	---	---	15/07/2009	11/05/2000	---	ALUMIL (CR)	6.1	-2.09	€ 6.23	17/04/2026	6.1	6.02	6.14	6.1	6.118	300@6.08	24@6.10	---	---	19,804	59	121,153.10	197,723.45	5	6.88	55102035
3,734,164	3.44	0.4954	0.5896	---	14/10/2025	19/07/2022	---	ANDROMEDA SA (CR)	8.1	-0.74	€ 8.16	17/04/2026	8.22	8.06	8.22	8.1	8.157	40@8.06	18@8.18	---	2025	8,828	51	72,012.84	30,246.73	7.58	9.1	30204000
23,986,500	1.00	---	---	---	26/06/2009	25/08/2025	---	BIOKARPET S.A.(CR)	1.714	-2.06	€ 1.75	17/04/2026	1.75	1.694	1.75	1.714	1.709	99@1.69	3@1.71	---	---	23,910	80	40,865.68	41,112.86	1.45	2.06	50101035
6,325,000	0.600	0.145	0.07	---	28/07/2025	17/02/2014	---	VOYATZOGLOU (CR)	2.12	---	~ 2.12	17/04/2026	2.12	2.12	2.12	2.12	2.12	150@2.09	2264@2.11	---	---	600	11	1,272.00	13,409.00	1.96	2.44	50205010
24,060,000	0.300	0.075	0.075	---	17/06/2025	01/07/2019	---	GEN. COMMERCIAL & IND.SA (CR)	2.2	-0.90	€ 2.22	17/04/2026	2.22	2.1	2.22	2.2	2.14	2200@2.13	581@2.20									

## Section 2: Analytic Figures of Shares Transactions

Monday, 20 April, 2026

Number of Outstanding Securities	Nominal Value	Dividends [1]			Date of Last Coupon		Note	Shares	Closing price	% change	Previous closing price/date	Open price	Price min	Price max	Last price	Avg price	Last Bid [7]	Last Ask [7]	P/E after tax	Year	Volume	Trades	Transactions Value[8]	Company Mkt Value (thou. €)	Year low	Year high	Sector[4]	
2023	2024	2025	Dividend [2]	Right																								
34,720,000	0.310	---	---	---	16/06/2010	01/08/2007	---	DROMEAS SA (CR)	0.327	---	0.327	17/04/2026	---	---	---	---	125@0.320	170@0.328	---	---	---	---	---	11,353.44	0.308	0.39	40202015	
13,673,200	0.420	0.05	0.05	---	19/08/2025	26/07/2001	---	EVROFARMA (CR)	3.6	0.28	# 3.59	17/04/2026	3.6	3.6	3.84	3.6	3.691	90@3.50	200@3.78	---	---	1,115	16	4,115.07	49,223.52	3.02	4.07	45102020
18,146,007	1.00	---	---	---	23/08/2023	10/09/2010	---	ELASTRON (CR)	2.27	-0.87	€ 2.29	17/04/2026	2.3	2.25	2.3	2.27	2.28	62@2.25	1801@2.27	---	---	7,907	23	18,028.12	41,191.44	2.02	2.65	55102010
23,828,130	0.500	0.108	0.1366	---	14/07/2025	17/02/2009	---	ELINOIL S.A. (CR)	2.25	-0.44	€ 2.26	17/04/2026	2.27	2.21	2.27	2.25	2.244	95@2.21	1150@2.28	---	---	665	12	1,492.25	53,613.29	2.11	2.59	60101020
19,864,886	5.60	0.672	0.672	---	23/04/2025	02/07/2008	---	BANK OF GREECE (CR)	15.6	-0.64	€ 15.7	17/04/2026	15.7	15.35	15.7	15.6	15.481	199@15.45	269@15.60	---	2025	3,236	36	50,098.00	309,892.22	14.8	17.5	30101010
26,730,187	0.520	---	0.07	---	09/07/2025	01/08/2017	---	ELTON SA (CR)	1.785	-1.38	€ 1.81	17/04/2026	1.75	1.75	1.8	1.785	1.783	440@1.76	139@1.79	---	---	19,959	57	35,584.91	47,713.38	1.62	2.22	50205010
36,300,000	1.12	0.0276	0.055	---	01/07/2025	12/12/2007	---	THESSALONIKA WATER & SEWERAGE	3.78	-2.07	€ 3.86	17/04/2026	3.8	3.78	3.86	3.78	3.803	1000@3.76	1420@3.78	---	---	9,378	61	35,663.97	137,214.00	3.4	4.02	65102030
143,352,325	0.260	---	---	---	29/08/2022	28/04/2025	---	EVROPI HOLDINGS S.A. (CR)	1.906	-0.73	€ 1.92	17/04/2026	1.914	1.87	1.914	1.906	1.877	300@1.87	5914@1.91	---	---	45,087	53	84,650.59	273,229.53	1.77	2.34	30302025
86,735,980	0.310	0.02	---	---	22/07/2024	07/09/2023	---	ATHENS MEDICAL CENTER SA (CR)	1.865	3.61	# 1.8	17/04/2026	2.05	1.825	2.05	1.865	1.906	115@1.83	620@1.87	---	---	26,184	111	49,907.53	161,762.60	1.565	2.07	20101010
114,320,400	0.100	---	---	---	26/11/2021	05/08/2019	---	IKTINOS HELLAS SA (CR)	0.3315	-0.75	€ 0.334	17/04/2026	0.335	0.3205	0.335	0.3315	0.327	2@0.328	2400@0.332	---	---	46,174	57	15,120.91	37,897.21	0.302	0.4535	50101035
14,111,198	0.450	(0.0133)	0.07	---	31/07/2025	09/01/2025	---	ILYDA S.A. (CR)	4.56	-0.98	€ 4.605	17/04/2026	4.51	4.415	4.58	4.56	4.507	150@4.48	904@4.56	---	2024	1,491	20	6,720.59	64,347.06	3.74	5.52	10101015
3,417,600	0.100	0.016	---	---	04/07/2024	02/04/2024	---	INTERWOOD-XYLEMPORIA (PR)	0.685	22.32	# 0.56	17/04/2026	0.685	0.685	0.685	0.685	0.685	1000@0.530	50@0.625	---	---	80	2	54.80	14,013.33	0.4	0.76	50101020
45,417,399	0.100	---	---	---	25/07/2008	02/04/2024	---	INTERWOOD-XYLEMPORIA (CR)	0.257	0.39	# 0.256	17/04/2026	0.262	0.255	0.262	0.257	0.258	600@0.252	3690@0.257	---	---	20,060	12	5,173.62	14,013.33	0.201	0.274	50101020
18,567,912	0.590	0.16	0.201	---	02/07/2025	26/01/2021	---	INTERLIFE G.C.I.(CR)	6.8	1.49	# 6.7	17/04/2026	6.68	6.62	6.8	6.8	6.738	300@6.74	310@6.80	---	2024	24,231	100	163,260.10	126,261.80	0.566	6.98	30302025
8,424,900	0.500	---	---	---	12/07/2010	04/07/2019	---	INTERTECH SA (CR)	1.42	-1.39	€ 1.44	17/04/2026	1.38	1.35	1.43	1.42	1.406	250@1.35	815@1.42	---	2024	4,250	11	5,976.50	11,963.36	0.99	1.5	50205010
2,760,000	11.83	12.4	14	---	30/05/2025	16/07/1990	---	KARELIA (CR)	405	0.25	# 404	17/04/2026	402	400	410	406	405.509	1@404.00	6@406.00	---	---	165	38	66,909.00	1,117,800.00	354	414	45103010
19,804,134	0.150	---	---	---	01/07/2004	06/11/2017	---	KEKROPS SA (CR)	1.845	2.22	# 1.805	17/04/2026	1.73	1.73	1.845	1.845	1.783	1@1.80	5550@1.85	---	2024	4,671	33	8,330.00	36,538.63	1.53	2.35	35101010
11,510,102	0.890	---	---	---	24/06/2005	06/10/1999	---	NAFPAKTOS TEXTILE (CR)	1.38	---	1.38	17/04/2026	1.37	1.33	1.38	1.38	1.373	200@1.34	205@1.38	---	---	12,307	16	16,899.35	15,883.94	1.26	1.69	55101020
21,224,340	0.420	---	---	---	06/09/2022	25/04/2006	---	KORDELLOS BROS SA (CR)	0.448	-1.10	€ 0.453	17/04/2026	0.446	0.435	0.45	0.448	0.447	1222@0.413	899@0.447	---	2024	3,681	12	1,644.39	9,508.50	0.366	0.554	55102010
33,065,136	0.380	0.3506	0.4007	---	21/08/2025	16/09/2013	---	KRI-KRI S.A. (CR)	23.95	4.13	# 23	17/04/2026	23.35	22.95	23.95	23.95	23.173	91@23.20	384@23.95	---	2024	13,361	108	309,609.60	791,910.01	19.18	24.65	45102020
6,200,000	0.500	---	---	---	22/06/2010	01/11/1995	---	MINERVA KNITWEAR (CR)	0.585	---	0.585	17/04/2026	0.595	0.585	0.595	0.585	0.595	45@0.570	63@0.600	---	---	134	4	79.69	3,627.00	0.473	0.772	40204020
5,939,268	0.620	---	---	---	10/07/2003	03/01/2002	---	LANAKAM SA (CR)	1.43	---	1.43	17/04/2026	1.43	1.43	1.465	1.465	1.431	250@1.04	20@1.40	---	---	41	2	58.67	8,493.15	0.96	1.465	40401020
9,819,370	0.500	---	---	---	14/08/2007	09/01/2004	---	MATHIOS REFRACTORY SA (CR)	0.74	2.78	# 0.72	17/04/2026	0.73	0.725	0.745	0.745	0.738	150@0.715	90@0.740	---	---	387	10	285.72	7,266.33	0.59	0.97	55101000
30,150,000	0.360	0.122	0.1335	---	17/06/2025	25/04/2019	---	MOTODYNAMICS S.A. (CR)	2.55	-0.78	€ 2.57	17/04/2026	2.55	2.51	2.56	2.56	2.533	1000@2.52	950@2.56	---	---	24,339	58	61,641.71	76,882.50	2.23	2.7	40401030
126,431,958	2.50	0.025	0.043	---	03/06/2025	05/06/2024	---	NOVAL PROPERTY REIC (CR)	2.64	-2.22	€ 2.7	17/04/2026	2.65	2.62	2.65	2.64	2.64	1254@2.63	721@2.64	---	2025	17,247	41	45,531.46	333,780.37	2.51	2.92	35102045
10,080,000	3.00	1.3	2	---	16/05/2025	27/08/2001	---	TPA SA (CR)	39	1.04	# 38.6	17/04/2026	38.6	38.5	39.2	39	38.908	133@38.60	31@39.00	---	---	3,818	65	148,550.00	393,120.00	33.2	39.2	50206060
25,000,000	2.00	1.336	1.92	---	04/08/2025	08/08/2003	---	P.P.A. S.A. (CR)	38.5	-1.28	€ 39	17/04/2026	39	38	39	38.5	38.611	2394@38.50	9@39.00	---	2025	33,339	212	1,287,244.45	962,500.00	35.4	41.1	50206060
68,926,799	0.240	---	---	---	07/07/2023	---	---	ONYX TOURISTIKI S.A. (CR)	1.39	0.43	# 1.384	17/04/2026	1.408	1.378	1.408	1.39	1.384	200@1.38	3940@1.39	---	---	46,392	100	64,216.29	95,808.25	1.33	2.22	40401020
4,971,466	1.46	---	---	---	04/07/2007	08/10/2003	---	PAIRIS SA (CR)	0.828	-0.24	€ 0.83	17/04/2026	0.836	0.78	0.836	0.828	0.81	499@0.780	162@0.828	---	---	81	13	65.65	4,116.37	0.73	0.984	50203030
27,098,594	0.540	0.0702	0.0605	0.0404	07/10/2025	14/01/2021	---	PAPOUTSANIS (CR)	3.77	-0.53	€ 3.79	17/04/2026	3.79	3.7	3.79	3.77	3.76	150@3.72	550@3.77	---	2025	2,743	19	10,314.79	102,161.70	3.32	4.06	45201020
7,070,400	0.930	0.8645	0.3242	---	11/07/2025	06/05/2016	---	PETROPOULOS PETROS (CR)	8.16	3.82	# 7.86	17/04/2026	7.76	7.76	8.18	8.16	8.081	87@8.16	120@8.18	---	---	34,885	228	281,890.52	57,694.46	7.58	8.98	50206015
43,741,452	0.660	0.2388	0.2391	0.07	19/01/2026	01/11/1999	---	THRACE PLASTICS SA (CR)	3.86	-1.91	€ 3.935	17/04/2026	3.935	3.85	3.935	3.86	3.879	500@3.86	150@3.87	---	---	8,893	56	34,493.88	168,842.00	3.55	4.535	50203015
24,319,250	0.300	---	---	---	09/07/2002	04/07/2007	5165	PROODEFTIKH SA (CR)	0.338	-3.43	€ 0.35	17/04/2026	0.35	0.338	0.355	0.338	0.351	2237@0.338	150@0.352	---	---	22,444	30	7,876.57	8,219.91	0.292	0.5	50101010
21,912,599	0.300	0.0485	0.0483	---	29/04/2025	23/02/2007	---	REVOIL (CR)	1.565	-2.49	€ 1.605	17/04/2026	1.6	1.54	1.6	1.565	1.56	2229@1.54	99@1.57	---	---	17,726	89	27,650.81	34,293.22	1.535	1.86	60101020
13,582,223	1.35	---	---	---	24/06/2008	02/02/2016	---	SIDMA STEEL (CR)	1.575	-0.32	€ 1.58	17/04/2026	1.59	1.57	1.59	1.58	1.575	200@1.53	1627@1.58	---	---	786	6	1,238.20	21,392.00	1.455	2.12	55102010
40,693,350	5.00	---	---	---	03/07/2006	26/05/2015	---	TECHNICAL OLYMPIC SA (CR)	2.34	0.43	# 2.33	17/04/2026	2.31	2.28	2.34	2.34	2.307	150@2.28	321@2.34	---	---	2,544						

Number of Outstanding Securities	Nominal Value	Dividends [1]			Date of Last Coupon		Note	Shares	Closing price	% change	Previous closing price/date	Open price	Price min	Price max	Last price	Avg price	Last Bid [7]	Last Ask [7]	P/E after tax	Year	Volume	Trades	Transactions Value[8]	Company Mkt Value (thou. €)	Year low	Year high	Sector[4]
8,340,750	1.16	---	---	---	25/06/2009	17/09/2018	---	HAIDEMENOS SA (CR)	0.705	---	0.705	17/04/2026	---	---	---	---	125@0.690	250@0.720	---	2024	---	---	---	5,880.23	0.65	0.83	50205030

## Main Market - Low Liquidity Class

11,943,624	0.540	0.15	0.165	---	01/07/2025	30/08/2019	---	FLEXOPACK SA (CR)	8.15	---	8.15	17/04/2026	7.8	7.8	7.8	7.8	7.8	34@7.80	600@8.15	---	---	1	1	7.80	97,340.54	7.4	8.6	50203030	
244,737,498	0.500	0.02	0.03	0.04	26/03/2026	28/12/2023	---	TRASTOR REAL EST. INV. CO.(CR)	1.25	---	1.25	17/04/2026	1.25	1.24	1.25	1.24	1.248	300@1.23	200@1.26	---	2025	1,200	6	1,497.00	305,921.87	1.15	1.38	35102000	
15,300,000	0.300	---	0.01	---	09/10/2025	13/12/1999	---	ATTICA PUBLICATIONS SA (CR)	1.355	---	1.355	17/04/2026	1.32	1.295	1.32	1.31	1.308	31@1.34	56@1.34	---	---	377	9	493.22	20,731.50	1.17	1.44	40301030	
18,810,000	0.400	0.0381	0.0591	---	20/10/2025	14/11/2007	---	VARVERIS - MODA BAGNO SA (CR)	6.46	0.94	#	6.4	17/04/2026	6.3	6.3	6.52	6.46	6.381	245@6.46	389@6.48	---	---	2,410	17	15,378.80	121,512.60	5.16	6.52	40401025
3,307,500	0.210	0.4	0.4	---	23/10/2025	30/11/2022	---	ELVE SA (CR)	5.45	---	5.45	17/04/2026	5.3	5.3	5.45	5.45	5.368	706@5.20	27@5.45	---	2024	40	2	214.70	18,025.88	5	5.8	40204020	
21,364,000	1.12	---	---	---	21/08/2023	08/03/2023	---	LAMPSA HOTEL SA (CR)	47.6	---	47.6	17/04/2026	---	---	---	---	70@47.60	50@48.40	---	---	---	---	---	1,016,926.40	42.2	48	40501025		
38,566,614	0.700	---	---	---	21/07/2008	07/07/2025	---	MOUZAKIS (CR)	0.58	---	0.58	17/04/2026	---	---	---	---	169@0.555	470@0.590	---	---	---	---	---	22,368.64	0.55	0.69	55101020		
42,500,000	1.00	0.0383	0.0538	0.1673	21/11/2025	13/09/2023	---	MPL KEDROS (CR)	4.36	---	4.36	17/04/2026	4.36	4.33	4.36	4.33	4.36	299@4.33	100@4.40	---	---	2,101	15	9,160.33	185,300.00	4.23	4.41	35102000	
6,340,000	0.600	0.2	0.23	0.23	09/12/2025	11/01/2024	---	NAKAS MUSIC	3.44	---	3.44	17/04/2026	3.46	3.4	3.46	3.4	3.444	6@3.40	30@3.44	---	---	34	3	117.10	21,809.60	3.24	3.92	40401030	
27,379,200	0.980	0.5001	0.52	---	25/08/2025	29/08/2022	---	CRETE PLASTICS SA (CR)	13.8	---	13.8	17/04/2026	---	---	---	---	200@13.90	100@14.60	---	---	---	---	---	377,832.96	13.2	15.9	50203015		
255,494,534	2.71	0.247	0.705	0.216	15/12/2025	30/09/2021	---	PRODEA (CR)	6	-0.83	€	6.05	17/04/2026	6	5.95	6.05	6.05	6.002	1400@5.95	1802@6.05	---	---	15,220	52	91,346.40	1,532,967.20	5.2	6.5	35102000
4,181,450	0.500	---	---	---	21/08/2000	05/03/2002	---	FLOUR MILLS SARANTOPOULOS SA	1.56	---	1.56	17/04/2026	1.56	1.56	1.56	1.56	1.56	100@1.41	928@1.68	---	---	980	1	1,528.80	6,523.06	1.12	1.56	45102020	

## Exchange Traded Funds (ETFs)

1,345,078	---	---	---	---	15/06/2016	---	---	ALPHA ETF FTSE Athex Large Cap	57.51	-3.31	€	59.48	17/04/2026	58.5	57.49	58.61	57.51	58.321	3@57.43	250@58.00	---	---	9,097	142	530,545.35	---	51.03	66.71	12003
-----------	-----	-----	-----	-----	------------	-----	-----	--------------------------------	-------	-------	---	-------	------------	------	-------	-------	-------	--------	---------	-----------	-----	-----	-------	-----	------------	-----	-------	-------	-------

## Surveillance

8,321,682	0.670	---	---	---	17/08/2007	23/11/1999	---	N. LEVENTERIS (CR)	0.278	---	0.278	17/04/2026	---	---	---	---	---	2500@0.270	---	2024	---	---	---	2,708.80	0.252	0.32	55102010
2,160,524	0.670	---	---	---	03/12/2018	23/11/1999	---	N. LEVENTERIS (PR)	0.183	---	0.183	17/04/2026	---	---	---	---	---	---	---	2024	---	---	---	2,708.80	0.165	0.2	55102010

## Suspension Status

13,191,620	0.620	---	---	---	04/08/2010	09/09/2002	5232	YALCO - CONSTANTINOU (CR)	0.16	---	0.16	30/05/2025	---	---	---	---	---	26032@0.162	---	---	---	---	---	2,110.66	0.16	0.16	40202020
17,579,754	4.16	---	---	---	18/08/2006	02/08/2010	---	BIOTER SA (CR)	0.206	---	0.206	30/05/2025	---	---	---	---	---	---	---	---	---	---	---	3,621.43	0.206	0.206	50101010
3,961,300	1.28	---	---	---	29/06/2004	03/08/2000	5248	DUROS SA (CR)	0.25	---	0.25	24/04/2023	---	---	---	---	---	---	---	---	---	---	---	990.33	0.25	0.25	40204020
15,842,391	1.51	---	---	---	15/07/2009	12/05/2000	5141	BITROS HOLDING SA (CR)	0.51	---	0.51	30/05/2025	---	---	---	---	---	---	---	---	---	---	---	8,079.62	0.51	0.51	55102010
28,438,268	0.070	---	---	---	21/08/2006	24/11/1999	5253	SPIROY AGRICULTURE SA (CR)	0.138	---	0.138	30/05/2025	---	---	---	---	---	---	---	---	---	---	---	3,924.48	0.138	0.138	45102010

## Shares' Notes

Code	Note text
( )	- Adjusted dividends.
*	- Last adjusted closing price.
[1]	- Net dividends.
[2]	- The "Date of Last Coupon" for New listings refers to the date company's stocks started to trade in Athex
[3]	- The Company Market Value is referred to the number of outstanding shares
[4]	- Sectors codification can be found in Appendix A
[5]	- The Market Value refers to the total number of shares listed (including their several classes) in the exchange by the company.
[6]	- P/E greater than 100
[7]	- Last view of the Order Book before the end of the trading session
[8]	- All Blocks Methods' Transactions Value are included.
5141	- Transfer to the Surveillance Category as of 10/05/2017.
5160	- Transfer to the Surveillance Category as of 15/04/2016.
5165	- Transfer to the Surveillance Category as of 15/02/2018.
5193	- Transfer to the Surveillance Category as of 25/10/2018.
5232	- Transfer to the Under Surveillance Category from 08/04/2011.
5248	- Transfer to the Surveillance Category as of 06/09/20116.
5253	- Transfer to the Surveillance Category as of 14/5/2021.

Securities Blocks Details

Securities	Block Volume	Price	Block Trade Value	Time of approval	Note
GR. SARANTIS S.A. (CR)	1,946	15.48	30,117.85	10:33:36	14
CENERGY HOLDINGS (CB)	22,512	20.92	470,951.04	10:34:08	20
BANK OF CYPRUS (CR)	105,822	9.43	997,901.46	10:35:23	20
ELVALHALCOR (CR)	23,810	4.20	100,002.00	10:39:47	20
P.P.A. S.A. (CR)	10,000	38.50	385,000.00	11:16:59	20
EYDAP S.A. (CR)	10,000	9.17	91,700.00	11:33:06	20
EYDAP S.A. (CR)	15,000	9.17	137,550.00	11:33:41	20
AS COMPANY SA (CR)	20,000	4.36	87,200.00	11:49:38	20
PIRAEUS BANK (CR)	93,000	8.38	779,340.00	13:15:24	20
ALUMIL (CR)	1,950	6.31	12,304.50	14:51:53	18
P.P.A. S.A. (CR)	10,000	38.60	386,000.00	15:05:37	20
NATIONAL BANK (CR)	30,000	14.43	432,900.00	15:12:26	20
LAVIPHARM SA (CR)	200,000	1.38	275,200.00	15:41:54	20
BALLY'S INTRALOT (CR)	700,000	1.05	735,000.00	15:52:58	20
AKTOR S.A. HOLDING CO. (CR)	30,000	10.90	327,000.00	15:53:32	20
AKTOR S.A. HOLDING CO. (CR)	30,000	10.90	327,000.00	15:54:38	20
BALLY'S INTRALOT (CR)	300,000	1.05	315,000.00	15:55:11	20
PPC (CR)	20	19.40	388.00	16:37:50	18
OPTIMA BANK (CR)	20	9.70	194.00	16:39:26	18
PRODEA (CR)	80	6.30	504.00	16:40:42	18
BANK OF CYPRUS (CR)	100,000	9.32	931,500.00	16:42:01	20
Allwyn AG (CR)	25,866	13.87	358,761.42	16:43:36	20
NATIONAL BANK (CR)	109,751	14.48	1,588,645.73	16:58:15	20
EUROBANK (CR)	111,602	3.99	444,845.57	16:59:04	20
PIRAEUS BANK (CR)	113,595	8.36	949,654.20	17:14:17	20
PIRAEUS BANK (CR)	300,000	8.36	2,508,000.00	17:15:00	20

Blocks Notes

- 9 - Method 6-1 / Special Fees
- 10 - Method 6-1 / Special Fees, SDS
- 14 - Method 6-3 / Settlement, Incomplete Buy and Sell
- 18 - Method 6-2 / SPOT 1
- 19 - Method 6-2 / SPOT 2
- 20 - Method 6-1 and Method 6-1 Same Day Settlement
- 21 - Other Pre-agreed

## Shares Rights Details

Occured date	Exercise from	Exercise until	Trading until	Rights	Price min	Price max	Closing price	Last Bid	Last Ask	Volume	Trades	Transactions Value
01/04/2026	08/04/2026	21/04/2026	16/04/2026	Y/KNOT INVEST S.A. (CR)	---	---	---	---	---	---	---	---

---

**Forced Sales Details**

---

Securities	Category of Security	Transactions Volume	Number of Trades	Transactions Value	Note
------------	----------------------	------------------------	---------------------	-----------------------	------

---

No Forced Transactions.

---

---

**Forced Sales Notes**

---

- 1 - Compulsory Public Forced Sales
- 2 - Forced Sales of Fixed Registered Shares
- 3 - Forced Sales of Remaining Fractional Shares

## Exchange Traded Funds (ETFs) Characteristics

	Transactions Date (T)	Creation / Redemption	Units (T-1)	New Units (T-1)	Redemption Units (T-1)	Units (T) [1]	Fund Assets [2]	Net Unit Price	Dividend per Unit	Dividend Date
ALPHA ETF FTSE Athex Large Cap	20/04/2026	5,000	1,345,078	---	---	1,345,078	79,795,540.00	59.3241	1.15	01/07/2025

## ETFs Notes

[1] - Units (T) = Units (T-1) + New Units (T-1) - Redemption Units (T-1)

[2] - The Creation / Redemption Units of T-1 are included.

## Non Convertible Corporate Bonds - Regulated Market

Num Listed Bonds	Nominal price	Issue price	Today's Rate	Exp. Date	Duration (years)	Note	Coupon		Trading Unit	Corporate Bonds	Accrued Int.	Yield.T.Mat	Price min	Price max	Closing price	Previous closing price/date	Volume	Transactions Value	Last order		Date	ear min	Year max	
							Common	Preferred											Price	Buy / Sell				
150,000	1,000.00	1,000.00	2.65	22/10/2026	5	---	9	---	1	CPLP SHIPPING HOLDINGS PLC (Non Convertible)	---	3.2130	---	---	---	99.5190	17/04/2026	---	---	99.4500	B	20/04/2026	99.0433	100.5000
320,000	1,000.00	1,000.00	3.40	21/07/2027	7	---	12	---	1	LAMDA DEVELOPMENT S.A. (Non Convertible)	8.5944	3.3030	99.0100	99.5000	99.3199	99.0000	17/04/2026	90,000	90,161.40	99.5001	B	20/04/2026	97.5000	100.0000
200,000	1,000.00	1,000.00	1.90	23/03/2028	7	---	11	---	1	MOTOR OIL CORINTH REFINERIES SA (Non Convertible)	1.5833	3.2670	96.8000	97.2000	96.9035	96.8000	17/04/2026	43,000	41,736.58	96.9100	B	20/04/2026	96.7000	98.0000
150,000	1,000.00	1,000.00	2.60	22/10/2026	7	---	13	---	1	TERNA ENERGY FINANCE S.A. (Non Convertible)	---	2.8940	99.6000	99.6000	99.6000	99.5000	17/04/2026	15,000	14,940.00	99.6000	B	20/04/2026	98.4189	99.7794
100,000	1,000.00	1,000.00	2.80	25/01/2027	5	---	9	---	1	PREMIA S.A. (Non Convertible)	6.6889	3.6770	99.0000	99.0100	99.0025	99.0000	17/04/2026	40,000	39,868.56	99.0000	B	20/04/2026	97.7000	99.5000
500,000	1,000.00	1,000.00	4.00	10/07/2030	7	---	6	---	1	METLEN ENERGY & METALS S.A. (Non Convertible)	11.1111	3.5810	99.9000	100.2499	100.0566	99.9500	17/04/2026	229,000	231,764.23	99.9100	B	20/04/2026	98.3000	101.4000
500,000	1,000.00	1,000.00	3.80	18/11/2032	7	---	1	---	1	LAMDA DEVELOPMENT S.A. (Non convertible)	16.3611	4.1240	97.1000	98.0000	97.9526	97.7310	17/04/2026	223,000	221,494.89	97.8000	B	20/04/2026	96.7229	99.9999
140,000	1,000.00	1,000.00	4.70	15/12/2030	5	---	1	---	1	AKTOR S.A. (Non convertible)	16.7111	4.1660	101.1000	102.5000	101.8378	102.5000	17/04/2026	29,000	30,017.58	101.4010	B	20/04/2026	100.6000	103.4900
500,000	1,000.00	1,000.00	3.20	29/09/2032	7	---	2	---	1	GEK TERNA S.A. (Non Convertible)	2.0444	3.7510	96.0400	97.6000	96.7500	97.3000	17/04/2026	50,000	48,504.52	96.5000	B	20/04/2026	94.0000	99.3790
500,000	1,000.00	1,000.00	2.75	03/07/2027	7	---	12	---	1	GEK TERNA S.A. (Non Convertible)	8.1736	3.3340	98.5000	99.2000	98.6833	99.0000	17/04/2026	101,000	100,713.03	98.5000	B	20/04/2026	97.7500	99.5000
300,000	1,000.00	1,000.00	2.30	20/07/2028	7	---	10	---	1	PRODEA REIC S.A. (Non Convertible)	5.8778	2.5440	97.9100	99.0000	98.8649	98.5730	17/04/2026	337,000	335,155.45	98.6200	B	20/04/2026	95.0000	99.9510
250,000	1,000.00	1,000.00	3.70	04/07/2032	7	---	2	---	1	AEGEAN AIRLINES S.A. (Non Convertible)	10.9972	3.7940	98.9500	98.9500	98.9500	98.9250	17/04/2026	34,000	34,016.91	98.9900	B	20/04/2026	98.0875	102.0999
250,000	1,000.00	1,000.00	2.45	16/11/2028	7	---	9	---	1	ELVALHALCOR S.A. (Non Convertible)	10.6167	3.4730	96.5000	96.7000	96.6333	96.5000	17/04/2026	30,000	29,308.50	96.7000	B	20/04/2026	94.9873	98.0000
120,000	1,000.00	1,000.00	2.65	06/12/2028	7	---	9	---	1	NOVAL PROPERTY REIC (Non Convertible)	9.9375	3.4190	96.7500	97.6000	97.1368	96.6000	17/04/2026	26,000	25,513.94	96.6500	B	20/04/2026	95.0000	99.9900
300,000	1,000.00	1,000.00	2.30	14/12/2028	7	---	9	---	1	GEK TERNA S.A. (Non Convertible)	8.1778	3.3540	96.0000	96.7500	96.5583	96.0000	17/04/2026	57,000	55,323.63	96.0000	B	20/04/2026	95.0000	97.2100
100,000	1,000.00	1,000.00	2.95	11/02/2027	5	---	9	---	1	SAFE BULKERS PARTICIPATIONS PLC (Non Convertible)	5.7361	3.4520	98.9000	99.2500	99.2500	99.0610	17/04/2026	21,000	20,904.76	99.0000	B	20/04/2026	97.8500	99.8700
100,000	1,000.00	1,000.00	4.40	26/07/2029	7	---	8	---	1	CPLP SHIPPING HOLDINGS PLC (Non Convertible)	10.5111	3.0590	102.4999	102.4999	102.4999	102.5000	17/04/2026	1,000	1,035.51	100.2100	B	20/04/2026	100.1928	102.8500
99,697	1,000.00	1,000.00	5.50	15/12/2028	5	---	5	---	1	IDEAL HOLDINGS S.A. (Non Convertible)	19.5556	3.6520	103.3600	103.3600	103.3600	103.3490	17/04/2026	15,000	15,797.33	103.2000	B	20/04/2026	101.4645	104.1000
200,000	1,000.00	1,000.00	4.25	23/01/2029	5	---	5	---	1	AUTOHELLAS S.A. (Non Convertible)	10.5069	3.5370	100.9483	100.9483	100.9483	100.1500	17/04/2026	1,000	1,019.99	100.0200	B	20/04/2026	99.5000	102.0000

## Corporate Bonds Notes

Transactions Volume = (Pieces) \* (Nominal Price). Transactions Value = (Pieces) \* (Nominal Price) \* (price %) + (Accrued interest).

The price of a Bond is stated as a percentage (%) of Bond's Nominal Price.

Nominal Price in Euros (€), except if it is noted differently.

## Non Convertible Corporate Bonds - Regulated Market

Num Listed Bonds	Nominal price	Issue price	Today's Rate	Exp. Date	Duration (years)	Note	Coupon		Trading Unit	Corporate Bonds	Accrued Int.	Yield.T.Mat	Price min	Price max	Closing price	Previous closing price/date	Volume	Transactions Value	Last order		ear min	Year max		
							Common	Preferred											Price	Buy / Sell			Date	
130,000	1,000.00	1,000.00	6.00	27/02/2029	5	---	5	---	1	INTRALOT S.A. (Non Convertible)	9.0000	4.3460	101.8000	102.8999	102.8000	102.9000	17/04/2026	66,000	68,006.00	102.5000	B	20/04/2026	101.0000	103.2200
250,000	1,000.00	1,000.00	3.75	25/02/2033	7	---	1	---	1	CAPITAL CLEAN ENERGY CARRIERS CORP. (Non Convert)	5.8333	4.1070	97.8000	98.0000	97.9429	97.9860	17/04/2026	18,000	17,737.00	97.5500	B	20/04/2026	95.0002	99.9895
150,000	1,000.00	1,000.00	4.10	08/04/2033	7	---	1	---	1	PREMIA REIC (Non Convertible)	1.5944	4.2190	98.8800	99.9000	99.3223	100.3700	17/04/2026	95,000	94,507.67	99.4000	B	20/04/2026	98.2110	100.3700

## Corporate Bonds Notes

Transactions Volume = (Pieces) \* (Nominal Price). Transactions Value = (Pieces) \* (Nominal Price) \* (price %) + (Accrued interest).

The price of a Bond is stated as a percentage (%) of Bond's Nominal Price.

Nominal Price in Euros (€), except if it is noted differently.

## Government Bonds

Number Listed Bonds	Nominal price	Today's Rate	Accrued Interest Calc	Exp. Date [1]	Duration (years)	Note	Coupons Date	Curr. coupon value	Trading Unit	Government Bonds	Price min	Price max	Closing price	Previous closing price/date	Volume	Transactions Value	Price	Last order Buy / Sell	Date
4,000,000	1,000.00	4.13	Actual/Actual	15/06/2054	30	---	15/06	4.13	1	GGB-FXD-150654-30Y-4.125-1.000	---	---	---	---	---	---	---	---	---
4,700,000	1,000.00	1.88	Actual/Actual	04/02/2035	15	---	04/02	1.88	1	GGB-FXD-040235-15Y-1.875-1.000	---	---	---	---	---	---	---	---	---
6,000,000	1,000.00	0.75	Actual/Actual	18/06/2031	10	---	18/06	0.75	1	GGB-FXD-180631-10Y-0.750-1.000	---	---	---	---	---	---	---	---	---
3,600,000	1,000.00	3.88	Actual/Actual	15/06/2028	5	---	15/06	3.88	1	GGB-FXD-150628-05Y-3.875-1.000	---	---	---	---	---	---	---	---	---
5,962,747,327	1.00	3.75	Actual/Actual	30/01/2028	10	---	/02 - 02/02 - 31/	3.75	1	GGB-FXD-300128-10Y-3.750-1.000	---	---	---	85.4610 13/07/2018	---	---	1.0000	B	28/11/2018
7,067,309,386	1.00	3.90	Actual/Actual	30/01/2033	15	---	/02 - 02/02 - 31/	3.90	1	GGB-FXD-300133-15Y-3.900-1.000	---	---	---	78.6730 13/07/2018	---	---	1.0000	B	28/11/2018
5,622,848,349	1.00	4.00	Actual/Actual	30/01/2037	19	---	/02 - 02/02 - 31/	4.00	1	GGB-FXD-300137-19Y-4.000-1.000	---	---	---	77.0370 13/07/2018	---	---	1.0000	B	28/11/2018
5,476,770,669	1.00	4.20	Actual/Actual	30/01/2042	24	---	/02 - 02/02 - 31/	4.20	1	GGB-FXD-300142-24Y-4.200-1.000	---	---	---	77.7640 13/07/2018	---	---	1.0000	B	28/11/2018
4,950,000	1,000.00	3.38	Actual/Actual	15/06/2034	10	---	15/06	3.38	1	GGB-FXD-150634-10Y-3.375-1.000	---	---	---	---	---	---	---	---	---
41,118,344	1.00	4.30	Actual/Actual	24/02/2027	15	---	24/02	4.30	1	GGB-FXD-240227-15Y-2.000-1.000	---	---	---	10.0000 22/06/2015	---	---	---	---	---
45,137,734	1.00	4.30	Actual/Actual	24/02/2028	16	---	24/02	4.30	1	GGB-FXD-240228-16Y-2.000-1.000	---	---	---	10.0000 22/06/2015	---	---	---	---	---
61,768,888	1.00	4.30	Actual/Actual	24/02/2029	17	---	24/02	4.30	1	GGB-FXD-240229-17Y-2.000-1.000	---	---	---	10.0000 22/06/2015	---	---	---	---	---
54,567,744	1.00	4.30	Actual/Actual	24/02/2030	18	---	24/02	4.30	1	GGB-FXD-240230-18Y-2.000-1.000	---	---	---	10.0000 22/06/2015	---	---	---	---	---
37,541,515	1.00	4.30	Actual/Actual	24/02/2031	19	---	24/02	4.30	1	GGB-FXD-240231-19Y-2.000-1.000	---	---	---	10.0000 22/06/2015	---	---	---	---	---
37,558,317	1.00	4.30	Actual/Actual	24/02/2032	20	---	24/02	4.30	1	GGB-FXD-240232-20Y-2.000-1.000	---	---	---	10.0000 22/06/2015	---	---	---	---	---
37,473,732	1.00	4.30	Actual/Actual	24/02/2033	21	---	24/02	4.30	1	GGB-FXD-240233-21Y-2.000-1.000	---	---	---	10.0000 22/06/2015	---	---	---	---	---
33,888,293	1.00	4.30	Actual/Actual	24/02/2034	22	---	24/02	4.30	1	GGB-FXD-240234-22Y-2.000-1.000	---	---	---	10.0000 22/06/2015	---	---	---	---	---
35,177,800	1.00	4.30	Actual/Actual	24/02/2035	23	---	24/02	4.30	1	GGB-FXD-240235-23Y-2.000-1.000	---	---	---	10.0000 22/06/2015	---	---	---	---	---
35,547,268	1.00	4.30	Actual/Actual	24/02/2036	24	---	24/02	4.30	1	GGB-FXD-240236-24Y-2.000-1.000	---	---	---	10.0000 22/06/2015	---	---	---	---	---
40,246,306	1.00	4.30	Actual/Actual	24/02/2037	25	---	24/02	4.30	1	GGB-FXD-240237-25Y-2.000-1.000	---	---	---	10.0000 22/06/2015	---	---	---	---	---
37,643,952	1.00	4.30	Actual/Actual	24/02/2038	26	---	24/02	4.30	1	GGB-FXD-240238-26Y-2.000-1.000	---	---	---	10.0000 22/06/2015	---	---	---	---	---
36,977,100	1.00	4.30	Actual/Actual	24/02/2039	27	---	24/02	4.30	1	GGB-FXD-240239-27Y-2.000-1.000	---	---	---	10.0000 22/06/2015	---	---	---	---	---
41,615,000	1.00	4.30	Actual/Actual	24/02/2040	28	---	24/02	4.30	1	GGB-FXD-240240-28Y-2.000-1.000	---	---	---	10.0000 22/06/2015	---	---	---	---	---
42,227,208	1.00	4.30	Actual/Actual	24/02/2041	29	---	24/02	4.30	1	GGB-FXD-240241-29Y-2.000-1.000	---	---	---	10.0000 22/06/2015	---	---	---	---	---
68,288,487	1.00	4.30	Actual/Actual	24/02/2042	30	---	24/02	4.30	1	GGB-FXD-240242-30Y-2.000-1.000	---	---	---	10.0000 22/06/2015	---	---	---	---	---
4,700,000	1,000.00	3.88	Actual/Actual	12/03/2029	10	---	12/03	3.88	1	GGB-FXD-120329-10Y-3.875-1.000	---	---	---	---	---	---	100.0000	B	15/10/2019
5,500,000	1,000.00	1.50	Actual/Actual	18/06/2030	10	---	18/06	1.50	1	GGB-FXD-180630-10Y-1.500-1.000	---	---	---	---	---	---	---	---	---
5,500,000	1,000.00	4.38	Actual/Actual	18/07/2038	15	---	18/07	4.38	1	GGB-FXD-180738-15Y-4.375-1.000	---	---	---	---	---	---	---	---	---
40,000	1,000.00	2.72	FLR Actual/360	18/09/2026	1	---	18/09 - 18/03	---	1	GGB-FLT-180926-01Y-2.717-1.000	---	---	---	---	---	---	---	---	---
4,300,000	1,000.00	3.38	Actual/Actual	16/06/2036	10	---	16/06	3.38	1	GGB-FXD-160636-10Y-3.375-1000.00	---	---	---	---	---	---	---	---	---
5,364,250	1,000.00	3.25	Actual/Actual	20/03/2050	30	---	20/03	3.25	1	GGB-FXD-200350-30Y-3.250-1.000	---	---	---	---	---	---	---	---	---
4,500,000	1,000.00	3.63	Actual/Actual	15/06/2035	10	---	15/06	3.63	1	GGB-FXD-150635-10Y-3.625-1000.00	---	---	---	---	---	---	---	---	---
3,924,361	1,000.00	2.00	Actual/Actual	22/04/2027	7	---	22/04	2.00	1	GGB-FXD-220427-07Y-2.000-1.000	---	---	---	---	---	---	99.9000	B	22/04/2020
2,298,012	1,000.00	1.88	Actual/Actual	23/07/2026	7	---	23/07	1.88	1	GGB-FXD-230726-07Y-1.875-1.000	---	---	---	---	---	---	---	---	---
4,900,000	1,000.00	4.25	Actual/Actual	15/06/2033	10	---	15/06	4.25	1	GGB-FXD-150633-10Y-4.250-1.000	---	---	---	---	---	---	---	---	---

## Government Bonds Notes

Transactions Volume = (Pieces) \* (Nominal Price). Transactions Value = (Pieces) \* (Nominal Price) \* (price %) + (Accrued interest).

The Value of current coupon for the issues with NV 0.01 euro refers to NV 100 euros

FLR: Floating Interest Rate.

[1] - The Expiration Date of the interest bearing period and the Date for coupon payment.

## Government Bonds

Number Listed Bonds	Nominal price	Today's Rate	Accrued Interest Calc	Exp. Date [1]	Duration (years)	Note	Coupons Date	Curr. coupon value	Trading Unit	Government Bonds	Price min	Price max	Closing price	Previous closing price/date	Volume	Transactions Value	Price	Last order Buy / Sell	Date
3,500,000	1,000.00	1.88	Actual/Actual	24/01/2052	30	---	24/01	1.88	1	GGB-FXD-240152-30Y-1.875-1.000	---	---	---	---	---	---	---	---	---
3,700,000	1,000.00	1.75	Actual/Actual	18/06/2032	10	---	18/06	1.75	1	GGB-FXD-180632-10Y-1.750-1.000	---	---	---	---	---	---	---	---	---
2,200,000	1,000.00	1.13	FLR Actual/360	15/12/2027	5	---	- 15/03 - 15/09 -	---	1	GGB-FLT-151227-05Y-1.130-1.000	---	---	---	---	---	---	102.1600	B	30/12/2022

## Government Bonds Notes

Transactions Volume = (Pieces) \* (Nominal Price). Transactions Value = (Pieces) \* (Nominal Price) \* (price %) + (Accrued interest).

The Value of current coupon for the issues with NV 0.01 euro refers to NV 100 euros

FLR: Floating Interest Rate.

[1] - The Expiration Date of the interest bearing period and the Date for coupon payment.

## Treasury Bills &amp; Zero Coupon Government Bonds

Issue Date	13-Week Maturity									26-Week Maturity									52-Week Maturity								
	Exp. Date	Initial Rate	Num Listed Bonds	Nominal price	Issue price	Last Trade Price	Last Trade Date	Volume Traded	Note	Exp. Date	Initial Rate	Num Listed Bonds	Nominal price	Issue price	Last Trade Price	Last Trade Date	Volume Traded	Note	Exp. Date	Initial Rate	Num Listed Bonds	Nominal price	Issue price	Last Trade Price	Last Trade Date	Volume Traded	Note
06/06/2025	---	---	---	---	---	---	---	---	---	---	---	---	---	---	---	---	---	---	06/06/2026	1.84	600,000	1,000.00	981.74	---	---	---	---
05/09/2025	---	---	---	---	---	---	---	---	---	---	---	---	---	---	---	---	---	---	04/09/2026	1.97	600,000	1,000.00	0.00	---	---	---	---
05/12/2025	---	---	---	---	---	---	---	---	---	---	---	---	---	---	---	---	---	---	04/12/2026	2.03	600,000	1,000.00	997.90	---	---	---	---
06/03/2026	---	---	---	---	---	---	---	---	---	---	---	---	---	---	---	---	---	---	05/03/2027	1.97	500,000	1,000.00	980.45	---	---	---	---

Bonds in Circulation	Currency / Min nominal traded Value	Coupons Payment Date	Current Coupon Value	Note	Coupon	Trading Unit	Issue Date	Duration (years)	Today's Interest	A.I.C in days	Bonds	Last price of previous days		Last Outcry in Cash (euro)			Trades in Pieces	Life min	Life Max
												Price	Buy / Sell	Price	Buy / Sell	Date			
<b>Corporate Bonds in Foreign Currency and Euro</b>																			
103,746	GBP / 10	01/12	0.25	---	67	1	01/12/1930	98	2.5	360	National Mortgage Bank	2.27	05/02/1996	2.27	S	05/02/1996	---	2.27	2.27
0	GBP / 10	01/12	0.25	---	69	1	01/12/1928	100	2.5	360	National Mortgage Bank	---	---	---	---	---	---	---	---

## Government Bonds Notes

A.I.C: Accrued Interest Calculation base.

FLR: Floating Interest Rate.

The minimum tradeable Nominal Value for all Demeterialised Government Titles is 100 Euros.

(μτφρ-0)

Underlying Asset				Derivatives Market													
Price max	Price min	Closing price	change	Delivery Month	Open price	Price max	Price min	Last price	Closing price	Last Bid	Last Ask	Fixing price*	Life high	Life low	Trades	Volume	Open Interest
<b>FTSE/Athex Large Cap</b>				(Trade Unit: 1 Index Point x 2E, Cash Settlement)													
5,885.50	5,673.95	5,748.47	-2.33%	May 2026	5,811.00	5,830.00	5,715.00	5,742.25	5,742.25	---	---	---	5,911.00	---	255	959	5,618
				June 2026	5,757.50	5,764.00	5,725.50	5,740.00	5,740.00	---	---	---	5,868.00	---	12	87	55
				July 2026	---	---	---	---	5,915.25	---	---	---	---	---	---	---	---
				September 2026	---	---	---	---	5,935.75	---	---	---	---	---	---	---	---
				December 2026	---	---	---	---	5,965.50	---	---	---	---	---	---	---	---
				March 2027	---	---	---	---	5,995.25	---	---	---	---	---	---	---	---
<b>FTSE/Athex Banks</b>				(Trade Unit: 1 Index Point x 15E, Cash Settlement)													
2,716.72	2,556.00	2,618.36	-3.62%	June 2026	2,617.00	2,617.00	2,617.00	2,617.00	2,617.00	---	---	---	2,708.00	---	1	1	3,257
				September 2026	---	---	---	---	2,740.00	---	---	---	---	---	---	---	---
				December 2026	---	---	---	---	2,753.75	---	---	---	---	---	---	---	---
				March 2027	---	---	---	---	2,767.50	---	---	---	---	---	---	---	---
<b>MSCI GREECE REBASED</b>				(Trade Unit: 1 Index Point x 2E, Cash Settlement)													
9,506.42	9,042.90	9,228.06	-2.93%	May 2026	---	---	---	---	9,513.75	---	---	---	9,484.25	---	---	---	---
				June 2026	---	---	---	---	9,539.75	---	---	---	---	---	---	---	---
				July 2026	---	---	---	---	9,554.50	---	---	---	---	---	---	---	---
				August 2026	---	---	---	---	9,573.00	---	---	---	---	---	---	---	---
				September 2026	---	---	---	---	9,587.75	---	---	---	---	---	---	---	---
				October 2026	---	---	---	---	9,602.50	---	---	---	---	---	---	---	---
				December 2026	---	---	---	---	9,635.75	---	---	---	---	---	---	---	---
				March 2027	---	---	---	---	9,683.75	---	---	---	---	---	---	---	---

Derivatives notes - <https://www.athexgroup.gr/en/market-data/statistics/eod-closing-prices/>

Fixing prices and final open positions can be retrieved from the following path <http://www.athexgroup.gr/en/market-data/statistics/eod-closing-prices>

Underlying Asset				Derivatives Market													
Price max	Price min	Closing price	change	Delivery Month	Open price	Price max	Price min	Last price	Closing price	Last Bid	Last Ask	Fixing price*	Life high	Life low	Trades	Volume	Open Interest
<b>ADMIE (IPTO) HOLDING S.A. (CR)</b>				(Contract Size: 100 Securities, Physical Delivery)													
3.06	3.01	3.01	-1.63%	June 2026	3.05	3.05	3.05	3.05	3.05	---	---	---	3.10	---	2	15	8,156
				September 2026	---	---	---	---	3.09	---	---	---	---	---	---	---	---
				December 2026	---	---	---	---	3.10	---	---	---	---	---	---	---	---
				March 2027	---	---	---	---	3.12	---	---	---	---	---	---	---	---
<b>AEGEAN AIRLINES (CR)</b>				(Contract Size: 100 Securities, Physical Delivery)													
13.37	13.03	13.06	-4.39%	June 2026	12.39	12.45	12.25	12.25	12.25	---	---	---	15.15	---	32	123	2,397
				September 2026	---	---	---	---	13.78	---	---	---	---	---	---	---	---
				December 2026	---	---	---	---	13.85	---	---	---	---	---	---	---	---
				March 2027	---	---	---	---	13.91	---	---	---	---	---	---	---	---
<b>AKTOR S.A. HOLDING CO. (CR)</b>				(Contract Size: 100 Securities, Physical Delivery)													
11.08	10.76	11.06	-0.90%	June 2026	11.10	11.10	10.75	11.10	11.10	---	---	---	11.24	---	18	664	97,038
				September 2026	---	---	---	---	11.26	---	---	---	---	---	---	---	---
				December 2026	---	---	---	---	11.31	---	---	---	---	---	---	---	---
				March 2027	---	---	---	---	11.37	---	---	---	---	---	---	---	---
<b>Allwyn AG (CR)</b>				(Contract Size: 100 Securities, Physical Delivery)													
13.91	13.5	13.62	-1.27%	June 2026	13.61	13.93	13.61	13.78	13.78	---	---	---	15.54	---	67	163	5,126
				September 2026	---	---	---	---	13.91	---	---	---	---	---	---	---	---
				December 2026	---	---	---	---	13.98	---	---	---	---	---	---	---	---
				March 2027	---	---	---	---	14.05	---	---	---	---	---	---	---	---
<b>ALPHA BANK (CR)</b>				(Contract Size: 100 Securities, Physical Delivery)													
3.856	3.7	3.791	-3.61%	June 2026	3.87	3.87	3.78	3.81	3.81	---	---	---	4.50	---	338	7,831	57,799
				September 2026	---	---	---	---	3.97	---	---	---	---	---	---	---	---
				December 2026	---	---	---	---	3.99	---	---	---	---	---	---	---	---
				March 2027	---	---	---	---	4.01	---	---	---	---	---	---	---	---
<b>ATHENS INTL AIRPORT (CR)</b>				(Contract Size: 100 Securities, Physical Delivery)													
11.14	10.89	10.89	-1.09%	June 2026	---	---	---	---	10.46	---	---	---	11.47	---	---	---	286
				September 2026	---	---	---	---	11.10	---	---	---	---	---	---	---	---
				December 2026	---	---	---	---	11.16	---	---	---	---	---	---	---	---
				March 2027	---	---	---	---	11.22	---	---	---	---	---	---	---	---
<b>AUTOHELLAS SA (CR)</b>				(Contract Size: 100 Securities, Physical Delivery)													
12.4	12.06	12.14	-1.62%	June 2026	11.48	11.48	11.48	11.48	11.48	---	---	---	11.60	---	1	5	132
				September 2026	---	---	---	---	12.45	---	---	---	---	---	---	---	---
				December 2026	---	---	---	---	12.51	---	---	---	---	---	---	---	---
				March 2027	---	---	---	---	12.57	---	---	---	---	---	---	---	---

Derivatives notes - <https://www.athexgroup.gr/en/market-data/statistics/eod-closing-prices/>

Fixing prices and final open positions can be retrieved from the following path <http://www.athexgroup.gr/en/market-data/statistics/eod-closing-prices>

Underlying Asset				Derivatives Market													
Price max	Price min	Closing price	change	Delivery Month	Open price	Price max	Price min	Last price	Closing price	Last Bid	Last Ask	Fixing price*	Life high	Life low	Trades	Volume	Open Interest
<b>AVAX S.A. (CR)</b>				(Contract Size: 100 Securities, Physical Delivery)													
3.2	3.13	3.19	-1.54%	June 2026	3.20	3.23	3.19	3.20	3.20	---	---	---	3.27	---	56	136	2,240
				September 2026	---	---	---	---	3.27	---	---	---	---	---	---	---	---
				December 2026	---	---	---	---	3.28	---	---	---	---	---	---	---	---
				March 2027	---	---	---	---	3.30	---	---	---	---	---	---	---	---
<b>BALLY'S INTRALOT (CR)</b>				(Contract Size: 100 Securities, Physical Delivery)													
1.07	1.041	1.067	1.14%	June 2026	1.07	1.07	1.05	1.07	1.07	---	---	---	1.10	---	65	11,910	1,275,506
				September 2026	---	---	---	---	1.06	---	---	---	---	---	---	---	---
				December 2026	---	---	---	---	1.07	---	---	---	---	---	---	---	---
				March 2027	---	---	---	---	1.07	---	---	---	---	---	---	---	---
<b>BANK OF CYPRUS (CR)</b>				(Contract Size: 100 Securities, Physical Delivery)													
9.58	9.11	9.32	-2.71%	June 2026	8.91	8.91	8.87	8.87	8.87	---	---	---	9.20	---	4	23	727
				September 2026	---	---	---	---	9.66	---	---	---	---	---	---	---	---
				December 2026	---	---	---	---	9.71	---	---	---	---	---	---	---	---
				March 2027	---	---	---	---	9.76	---	---	---	---	---	---	---	---
<b>CC HBC AG (CR)</b>				(Contract Size: 100 Securities, Physical Delivery)													
51.1	50.4	51.1	0.79%	June 2026	49.47	49.70	49.47	49.70	49.70	---	---	---	52.01	---	2	6	88
				September 2026	---	---	---	---	51.13	---	---	---	---	---	---	---	---
				December 2026	---	---	---	---	51.39	---	---	---	---	---	---	---	---
				March 2027	---	---	---	---	51.65	---	---	---	---	---	---	---	---
<b>CENERGY HOLDINGS (CB)</b>				(Contract Size: 100 Securities, Physical Delivery)													
21.18	20.3	20.96	-1.04%	June 2026	21.20	21.20	20.40	21.19	21.19	---	---	---	21.30	---	34	147	3,784
				September 2026	---	---	---	---	21.36	---	---	---	---	---	---	---	---
				December 2026	---	---	---	---	21.47	---	---	---	---	---	---	---	---
				March 2027	---	---	---	---	21.58	---	---	---	---	---	---	---	---
<b>CrediaBank (CR)</b>				(Contract Size: 100 Securities, Physical Delivery)													
1.21	1.174	1.174	-3.77%	June 2026	1.20	1.21	1.18	1.19	1.19	---	---	---	1.38	---	143	4,468	68,706
				September 2026	---	---	---	---	1.23	---	---	---	---	---	---	---	---
				December 2026	---	---	---	---	1.24	---	---	---	---	---	---	---	---
				March 2027	---	---	---	---	1.24	---	---	---	---	---	---	---	---
<b>ELLAKTOR (CR)</b>				(Contract Size: 100 Securities, Physical Delivery)													
1.376	1.31	1.354	-0.59%	June 2026	1.32	1.34	1.30	1.33	1.33	---	---	---	1.34	---	19	159	1,621
				September 2026	---	---	---	---	1.37	---	---	---	---	---	---	---	---
				December 2026	---	---	---	---	1.38	---	---	---	---	---	---	---	---
				March 2027	---	---	---	---	1.39	---	---	---	---	---	---	---	---

Derivatives notes - <https://www.athexgroup.gr/en/market-data/statistics/eod-closing-prices/>

Fixing prices and final open positions can be retrieved from the following path <http://www.athexgroup.gr/en/market-data/statistics/eod-closing-prices>

Underlying Asset				Derivatives Market													
Price max	Price min	Closing price	change	Delivery Month	Open price	Price max	Price min	Last price	Closing price	Last Bid	Last Ask	Fixing price*	Life high	Life low	Trades	Volume	Open Interest
<b>ELVALHALCOR (CR)</b>				(Contract Size: 100 Securities, Physical Delivery)													
4.115	4.015	4.015	-4.41%	June 2026	4.11	4.11	4.00	4.10	4.10	---	---	---	4.25	---	57	187	3,081
				September 2026	---	---	---	---	4.24	---	---	---	---	---	---	---	---
				December 2026	---	---	---	---	4.26	---	---	---	---	---	---	---	---
				March 2027	---	---	---	---	4.28	---	---	---	---	---	---	---	---
<b>EUROBANK (CR)</b>				(Contract Size: 100 Securities, Physical Delivery)													
4.006	3.88	3.95	-3.19%	June 2026	3.98	3.98	3.89	3.90	3.90	---	---	---	4.07	---	128	3,565	25,141
				September 2026	---	---	---	---	4.11	---	---	---	---	---	---	---	---
				December 2026	---	---	---	---	4.14	---	---	---	---	---	---	---	---
				March 2027	---	---	---	---	4.16	---	---	---	---	---	---	---	---
<b>EURONEXT ATHENS (CR)</b>				(Contract Size: 100 Securities, Physical Delivery)													
7.3	7.14	7.25	-0.69%	June 2026	7.08	7.16	7.08	7.16	7.16	---	---	---	7.41	---	2	7	391
				September 2026	---	---	---	---	7.36	---	---	---	---	---	---	---	---
				December 2026	---	---	---	---	7.40	---	---	---	---	---	---	---	---
				March 2027	---	---	---	---	7.44	---	---	---	---	---	---	---	---
<b>EYDAP S.A. (CR)</b>				(Contract Size: 100 Securities, Physical Delivery)													
9.45	9.15	9.27	-1.70%	June 2026	9.30	9.35	9.20	9.35	9.35	---	---	---	9.55	---	29	190	13,085
				September 2026	---	---	---	---	9.51	---	---	---	---	---	---	---	---
				December 2026	---	---	---	---	9.56	---	---	---	---	---	---	---	---
				March 2027	---	---	---	---	9.61	---	---	---	---	---	---	---	---
<b>FOURLIS (CR)</b>				(Contract Size: 100 Securities, Physical Delivery)													
4.915	4.81	4.91	-1.01%	June 2026	---	---	---	---	4.93	---	---	---	4.94	---	---	---	2,905
				September 2026	---	---	---	---	5.00	---	---	---	---	---	---	---	---
				December 2026	---	---	---	---	5.03	---	---	---	---	---	---	---	---
				March 2027	---	---	---	---	5.05	---	---	---	---	---	---	---	---
<b>GEK TERNA (CR)</b>				(Contract Size: 100 Securities, Physical Delivery)													
41.16	40.1	40.8	-0.24%	June 2026	40.51	41.10	40.51	41.10	41.10	---	---	---	41.37	---	12	39	5,066
				September 2026	---	---	---	---	41.25	---	---	---	---	---	---	---	---
				December 2026	---	---	---	---	41.46	---	---	---	---	---	---	---	---
				March 2027	---	---	---	---	41.66	---	---	---	---	---	---	---	---
<b>HELLENiQ ENERGY (CR)</b>				(Contract Size: 100 Securities, Physical Delivery)													
9.74	9.3	9.365	-3.65%	June 2026	9.65	9.65	9.39	9.39	9.39	---	---	---	10.55	---	21	48	4,081
				September 2026	---	---	---	---	9.80	---	---	---	---	---	---	---	---
				December 2026	---	---	---	---	9.85	---	---	---	---	---	---	---	---
				March 2027	---	---	---	---	9.90	---	---	---	---	---	---	---	---

Derivatives notes - <https://www.athexgroup.gr/en/market-data/statistics/eod-closing-prices/>

Fixing prices and final open positions can be retrieved from the following path <http://www.athexgroup.gr/en/market-data/statistics/eod-closing-prices>

Underlying Asset				Derivatives Market													
Price max	Price min	Closing price	change	Delivery Month	Open price	Price max	Price min	Last price	Closing price	Last Bid	Last Ask	Fixing price*	Life high	Life low	Trades	Volume	Open Interest
<b>INTRACOM HOLDINGS (CR)</b>																	
(Contract Size: 100 Securities, Physical Delivery)																	
3.08	3.01	3.07	-0.33%	June 2026	3.07	3.12	3.04	3.12	3.12	---	---	---	3.19	---	35	114	12,028
				September 2026	---	---	---	---	3.11	---	---	---	---	---	---	---	---
				December 2026	---	---	---	---	3.12	---	---	---	---	---	---	---	---
				March 2027	---	---	---	---	3.14	---	---	---	---	---	---	---	---
<b>JUMBO SA (CR)</b>																	
(Contract Size: 100 Securities, Physical Delivery)																	
24.84	23.88	24.5	0.49%	June 2026	24.18	24.62	24.18	24.58	24.58	---	---	---	25.68	---	16	53	4,162
				September 2026	---	---	---	---	24.59	---	---	---	---	---	---	---	---
				December 2026	---	---	---	---	24.71	---	---	---	---	---	---	---	---
				March 2027	---	---	---	---	24.84	---	---	---	---	---	---	---	---
<b>LAMDA DEVELOPMENT SA (CR)</b>																	
(Contract Size: 100 Securities, Physical Delivery)																	
6.29	6.21	6.26	-0.79%	June 2026	6.30	6.33	6.24	6.31	6.31	---	---	---	7.09	---	53	350	20,138
				September 2026	---	---	---	---	6.36	---	---	---	---	---	---	---	---
				December 2026	---	---	---	---	6.40	---	---	---	---	---	---	---	---
				March 2027	---	---	---	---	6.43	---	---	---	---	---	---	---	---
<b>METLEN PLC (CR)</b>																	
(Contract Size: 100 Securities, Physical Delivery)																	
35.76	34.18	34.66	-4.52%	June 2026	35.97	35.97	34.30	34.63	34.63	---	---	---	47.90	---	296	925	14,620
				September 2026	35.05	35.05	35.05	35.05	35.05	---	---	---	38.00	---	1	5	2
				December 2026	---	---	---	---	36.79	---	---	---	---	---	---	---	---
				March 2027	---	---	---	---	36.98	---	---	---	---	---	---	---	---
<b>MIG (CR)</b>																	
(Contract Size: 100 Securities, Physical Delivery)																	
3.24	3.16	3.23	0.31%	June 2026	---	---	---	---	3.29	---	---	---	3.43	---	---	---	144
				September 2026	---	---	---	---	3.25	---	---	---	---	---	---	---	---
				December 2026	---	---	---	---	3.26	---	---	---	---	---	---	---	---
				March 2027	---	---	---	---	3.28	---	---	---	---	---	---	---	---
<b>MOTOR OIL (CR)</b>																	
(Contract Size: 100 Securities, Physical Delivery)																	
37.08	34.1	34.96	-4.27%	June 2026	35.89	35.89	35.00	35.00	35.00	---	---	---	39.97	---	7	9	254
				September 2026	---	---	---	---	36.83	---	---	---	---	---	---	---	---
				December 2026	---	---	---	---	37.02	---	---	---	---	---	---	---	---
				March 2027	---	---	---	---	37.20	---	---	---	---	---	---	---	---
<b>NATIONAL BANK (CR)</b>																	
(Contract Size: 100 Securities, Physical Delivery)																	
14.595	13.9	14.38	-4.20%	June 2026	14.61	14.61	14.13	14.18	14.18	---	---	---	15.76	---	194	1,505	11,507
				September 2026	---	---	---	---	15.14	---	---	---	---	---	---	---	---
				December 2026	---	---	---	---	15.21	---	---	---	---	---	---	---	---
				March 2027	---	---	---	---	15.29	---	---	---	---	---	---	---	---

Derivatives notes - <https://www.athexgroup.gr/en/market-data/statistics/eod-closing-prices/>

Fixing prices and final open positions can be retrieved from the following path <http://www.athexgroup.gr/en/market-data/statistics/eod-closing-prices>

Underlying Asset				Derivatives Market													
Price max	Price min	Closing price	change	Delivery Month	Open price	Price max	Price min	Last price	Closing price	Last Bid	Last Ask	Fixing price*	Life high	Life low	Trades	Volume	Open Interest
<b>OPTIMA BANK (CR)</b>																	
(Contract Size: 100 Securities, Physical Delivery)																	
9.495	9.15	9.27	-3.74%	June 2026	9.19	9.19	9.19	9.19	9.19	---	---	---	9.59	---	1	3	484
---	---	---	---	September 2026	---	---	---	---	9.71	---	---	---	---	---	---	---	---
---	---	---	---	December 2026	---	---	---	---	9.76	---	---	---	---	---	---	---	---
---	---	---	---	March 2027	---	---	---	---	9.81	---	---	---	---	---	---	---	---
<b>OTE (CR)</b>																	
(Contract Size: 100 Securities, Physical Delivery)																	
18.2	17.4	17.87	-0.28%	June 2026	17.81	18.00	17.81	17.81	17.81	---	---	---	18.22	---	10	36	883
---	---	---	---	September 2026	---	---	---	---	18.07	---	---	---	---	---	---	---	---
---	---	---	---	December 2026	---	---	---	---	18.16	---	---	---	---	---	---	---	---
---	---	---	---	March 2027	---	---	---	---	18.25	---	---	---	---	---	---	---	---
<b>P.P.A. S.A. (CR)</b>																	
(Contract Size: 100 Securities, Physical Delivery)																	
39	38	38.5	-1.28%	June 2026	---	---	---	---	40.44	---	---	---	39.11	---	---	---	41
---	---	---	---	September 2026	---	---	---	---	39.33	---	---	---	---	---	---	---	---
---	---	---	---	December 2026	---	---	---	---	39.53	---	---	---	---	---	---	---	---
---	---	---	---	March 2027	---	---	---	---	39.73	---	---	---	---	---	---	---	---
<b>PIRAEUS BANK (CR)</b>																	
(Contract Size: 100 Securities, Physical Delivery)																	
8.484	8.174	8.36	-3.62%	June 2026	8.52	8.52	8.34	8.37	8.37	---	---	---	8.90	---	181	2,587	47,002
---	---	---	---	September 2026	---	---	---	---	8.75	---	---	---	---	---	---	---	---
---	---	---	---	December 2026	---	---	---	---	8.79	---	---	---	---	---	---	---	---
---	---	---	---	March 2027	---	---	---	---	8.84	---	---	---	---	---	---	---	---
<b>PPC (CR)</b>																	
(Contract Size: 100 Securities, Physical Delivery)																	
18.83	18.2	18.65	-0.37%	June 2026	19.00	19.01	18.55	18.70	18.70	---	---	---	20.10	---	47	222	18,456
---	---	---	---	September 2026	---	---	---	---	18.88	---	---	---	---	---	---	---	---
---	---	---	---	December 2026	---	---	---	---	18.97	---	---	---	---	---	---	---	---
---	---	---	---	March 2027	---	---	---	---	19.07	---	---	---	---	---	---	---	---
<b>QUEST HOLDINGS (CR)</b>																	
(Contract Size: 100 Securities, Physical Delivery)																	
6.97	6.84	6.97	1.01%	June 2026	---	---	---	---	6.85	---	---	---	6.93	---	---	---	241
---	---	---	---	September 2026	---	---	---	---	6.96	---	---	---	---	---	---	---	---
---	---	---	---	December 2026	---	---	---	---	6.99	---	---	---	---	---	---	---	---
---	---	---	---	March 2027	---	---	---	---	7.03	---	---	---	---	---	---	---	---
<b>TITAN (CB)</b>																	
(Contract Size: 100 Securities, Physical Delivery)																	
47.38	46.2	46.24	-3.06%	June 2026	47.10	47.10	46.65	46.70	46.70	---	---	---	49.82	---	7	15	410
---	---	---	---	September 2026	---	---	---	---	48.11	---	---	---	---	---	---	---	---
---	---	---	---	December 2026	---	---	---	---	48.35	---	---	---	---	---	---	---	---
---	---	---	---	March 2027	---	---	---	---	48.59	---	---	---	---	---	---	---	---

Derivatives notes - <https://www.athexgroup.gr/en/market-data/statistics/eod-closing-prices/>

Fixing prices and final open positions can be retrieved from the following path <http://www.athexgroup.gr/en/market-data/statistics/eod-closing-prices>

Underlying Asset				Derivatives Market													
Price max	Price min	Closing price	change	Delivery Month	Open price	Price max	Price min	Last price	Closing price	Last Bid	Last Ask	Fixing price*	Life high	Life low	Trades	Volume	Open Interest
<b>VIOHALCO SA/NV (CB)</b>				(Contract Size: 100 Securities, Physical Delivery)													
14.5	14.1	14.48	-2.16%	June 2026	14.30	14.51	14.22	14.51	14.51	---	---		15.02	---	24	86	2,034
				September 2026	---	---	---	---	14.93	---	---		---	---	---	---	---
				December 2026	---	---	---	---	15.00	---	---		---	---	---	---	---
				March 2027	---	---	---	---	15.08	---	---		---	---	---	---	---

Derivatives notes - <https://www.athexgroup.gr/en/market-data/statistics/eod-closing-prices/>

Fixing prices and final open positions can be retrieved from the following path <http://www.athexgroup.gr/en/market-data/statistics/eod-closing-prices>

## FTSE/Athex Large Cap

(Trade Unit: 1 Index Point x 2€ - Exercise Style: European, Cash Settlement)

Exercise Price	Call Options														Put Options																						
	May 2026							June 2026							Other Months		May 2026							June 2026							Other Months		Exercise Price				
	Open price	Price max	Price min	Last price	Closing price	Volume	Open Interest	Open price	Price max	Price min	Last price	Closing price	Volume	Open Interest	Volume	Open Interest	Open price	Price max	Price min	Last price	Closing price	Volume	Open Interest	Open price	Price max	Price min	Last price	Closing price	Volume	Open Interest	Volume	Open Interest					
4,000	-	-	-	-	-	-	-	0.00	0.00	0.00	-	1,862.00	-	-	-	-	-	-	-	-	-	-	-	0.00	0.00	0.00	-	0.06	-	-	-	-		4,000			
4,100	-	-	-	-	-	-	-	0.00	0.00	0.00	-	1,762.00	-	-	-	-	-	-	-	-	-	-	-	0.00	0.00	0.00	-	0.14	-	-	-	-	4,100				
4,200	-	-	-	-	-	-	-	0.00	0.00	0.00	-	1,662.00	-	-	-	-	-	-	-	-	-	-	-	0.00	0.00	0.00	-	0.31	-	-	-	-	4,200				
4,300	-	-	-	-	-	-	-	0.00	0.00	0.00	-	1,563.00	-	-	-	-	-	-	-	-	-	-	-	0.00	0.00	0.00	-	0.61	-	-	-	-	4,300				
4,400	-	-	-	-	-	-	-	0.00	0.00	0.00	-	1,464.00	-	-	-	-	-	-	-	-	-	-	-	0.00	0.00	0.00	-	1.20	-	-	-	-	4,400				
4,450	-	-	-	-	-	-	-	0.00	0.00	0.00	-	1,415.00	-	-	-	-	-	-	-	-	-	-	-	0.00	0.00	0.00	-	1.60	-	-	-	-	4,450				
4,500	-	-	-	-	-	-	-	0.00	0.00	0.00	-	1,365.00	-	-	-	-	-	-	-	-	-	-	-	0.00	0.00	0.00	-	2.10	-	-	-	-	4,500				
4,550	-	-	-	-	-	-	-	0.00	0.00	0.00	-	1,316.00	-	-	-	-	-	-	-	-	-	-	-	0.00	0.00	0.00	-	2.80	-	-	-	-	4,550				
4,600	0.00	0.00	0.00	-	1,273.00	-	-	0.00	0.00	0.00	-	1,267.00	-	-	-	-	-	-	-	-	-	-	-	0.00	0.00	0.00	-	3.70	-	-	-	-	4,600				
4,650	0.00	0.00	0.00	-	1,223.00	-	-	0.00	0.00	0.00	-	1,219.00	-	-	-	-	-	-	-	-	-	-	-	0.00	0.00	0.00	-	4.80	-	-	-	-	4,650				
4,700	0.00	0.00	0.00	-	1,174.00	-	-	0.00	0.00	0.00	-	1,170.00	-	-	-	-	-	-	-	-	-	-	-	0.00	0.00	0.00	-	6.20	-	-	-	-	4,700				
4,750	0.00	0.00	0.00	-	1,124.00	-	-	0.00	0.00	0.00	-	1,122.00	-	-	-	-	-	-	-	-	-	-	-	0.00	0.00	0.00	-	7.90	-	-	-	-	4,750				
4,800	0.00	0.00	0.00	-	1,074.00	-	-	0.00	0.00	0.00	-	1,074.00	-	-	-	-	-	-	-	-	-	-	-	0.00	0.00	0.00	-	10.00	-	-	-	-	4,800				
4,850	0.00	0.00	0.00	-	1,024.00	-	-	0.00	0.00	0.00	-	1,027.00	-	-	-	-	-	-	-	-	-	-	-	0.00	0.00	0.00	-	12.50	-	-	-	-	4,850				
4,900	0.00	0.00	0.00	-	975.00	-	-	0.00	0.00	0.00	-	980.00	-	-	-	-	-	-	-	-	-	-	-	0.00	0.00	0.00	-	15.50	-	-	-	-	4,900				
4,950	0.00	0.00	0.00	-	925.00	-	-	0.00	0.00	0.00	-	934.00	-	-	-	-	-	-	-	-	-	-	-	0.00	0.00	0.00	-	19.00	-	-	-	-	4,950				
5,000	0.00	0.00	0.00	-	876.00	-	-	0.00	0.00	0.00	-	888.00	-	-	-	-	-	-	-	-	-	-	-	0.00	0.00	0.00	-	23.25	-	-	-	-	5,000				
5,050	0.00	0.00	0.00	-	827.00	-	33	0.00	0.00	0.00	-	843.00	-	-	-	-	-	-	-	-	-	-	-	0.00	0.00	0.00	-	28.25	-	-	-	-	5,050				
5,100	0.00	0.00	0.00	-	779.00	-	50	0.00	0.00	0.00	-	799.00	-	-	-	-	-	-	-	-	-	-	-	0.00	0.00	0.00	-	34.00	-	-	-	-	5,100				
5,150	0.00	0.00	0.00	-	731.00	-	51	0.00	0.00	0.00	-	756.00	-	-	-	-	-	-	-	-	-	-	-	0.00	0.00	0.00	-	40.50	-	-	-	-	5,150				
5,200	0.00	0.00	0.00	-	683.00	-	45	0.00	0.00	0.00	-	714.00	-	-	-	-	-	-	-	-	-	-	-	0.00	0.00	0.00	-	48.00	-	-	-	-	5,200				
5,250	0.00	0.00	0.00	-	636.00	-	32	0.00	0.00	0.00	-	672.00	-	-	-	-	-	-	-	-	-	-	-	0.00	0.00	0.00	-	56.50	-	-	-	-	5,250				
5,300	0.00	0.00	0.00	-	591.00	-	30	0.00	0.00	0.00	-	632.00	-	-	-	-	-	-	-	-	-	-	-	0.00	0.00	0.00	-	66.00	-	-	-	-	5,300				
5,350	0.00	0.00	0.00	-	546.00	-	30	0.00	0.00	0.00	-	593.00	-	-	-	-	-	-	-	-	-	-	-	0.00	0.00	0.00	-	77.00	-	-	-	-	5,350				
5,400	0.00	0.00	0.00	-	502.00	-	30	0.00	0.00	0.00	-	555.00	-	-	-	-	-	-	-	-	-	-	-	0.00	0.00	0.00	-	89.00	-	-	-	-	5,400				
5,450	0.00	0.00	0.00	-	460.00	-	30	0.00	0.00	0.00	-	519.00	-	-	-	-	-	-	-	-	-	-	-	0.00	0.00	0.00	-	102.00	-	-	-	-	5,450				
5,500	0.00	0.00	0.00	-	419.00	-	30	0.00	0.00	0.00	-	484.00	-	-	-	-	-	-	-	-	-	-	-	0.00	0.00	0.00	-	117.00	-	-	-	-	5,500				
5,550	0.00	0.00	0.00	-	380.00	-	-	0.00	0.00	0.00	-	450.00	-	-	-	-	-	-	-	-	-	-	-	0.00	0.00	0.00	-	133.00	-	-	-	-	5,550				
5,600	0.00	0.00	0.00	-	343.00	-	-	0.00	0.00	0.00	-	417.00	-	-	-	-	-	-	-	-	-	-	-	0.00	0.00	0.00	-	150.00	-	-	-	-	5,600				
5,650	0.00	0.00	0.00	-	307.00	-	60	0.00	0.00	0.00	-	386.00	-	-	-	-	-	-	-	-	-	-	-	0.00	0.00	0.00	-	169.00	-	-	-	-	5,650				
5,700	208.00	208.00	208.00	208.00	208.00	30	90	293.00	293.00	293.00	293.00	293.00	30	-	-	-	-	-	-	-	-	-	159.00	208.00	159.00	159.00	159.00	1	31	0.00	0.00	0.00	-	189.00	-	-	5,700
5,750	181.00	181.00	168.00	168.00	168.00	61	32	266.00	266.00	248.00	248.00	248.00	31	-	-	-	-	-	-	-	-	-	164.00	181.00	164.00	164.00	164.00	30	185	0.00	0.00	0.00	-	211.00	-	-	5,750
5,800	141.00	141.00	141.00	141.00	141.00	1	91	240.00	240.00	240.00	240.00	240.00	30	-	-	-	-	-	-	-	-	-	0.00	141.00	0.00	-	139.00	-	120	281.00	281.00	281.00	281.00	281.00	30	-	5,800
5,850	121.00	121.00	120.00	120.00	120.00	2	181	0.00	0.00	0.00	-	277.00	-	-	-	-	-	-	-	-	-	-	0.00	121.00	0.00	-	163.00	-	35	310.00	319.00	304.00	319.00	319.00	61	-	5,850
5,900	100.00	100.00	95.00	100.00	100.00	10	6	0.00	0.00	0.00	-	254.00	-	-	-	-	-	-	-	-	-	-	0.00	100.00	0.00	-	188.00	-	60	0.00	0.00	0.00	-	286.00	-	-	5,900
5,950	0.00	0.00	0.00	-	142.00	-	27	0.00	0.00	0.00	-	232.00	-	-	-	-	-	-	-	-	-	-	-	0.00	0.00	0.00	-	313.00	-	-	-	-	-	5,950			

## FTSE/Athex Large Cap

(Trade Unit: 1 Index Point x 2€ - Exercise Style: European, Cash Settlement)

Call Options														Put Options																			
Exercise Price	May 2026							June 2026							Other Months		May 2026							June 2026							Other Months		Exercise Price
	Open price	Price max	Price min	Last price	Closing price	Volume	Open Interest	Open price	Price max	Price min	Last price	Closing price	Volume	Open Interest	Volume	Open Interest	Open price	Price max	Price min	Last price	Closing price	Volume	Open Interest	Open price	Price max	Price min	Last price	Closing price	Volume	Open Interest	Volume	Open Interest	
6,000	0.00	0.00	0.00	-	122.00	-	10	0.00	0.00	0.00	-	211.00	-	-			0.00	0.00	0.00	-	246.00	-	-	0.00	0.00	0.00	-	342.00	-	-			6,000
6,050	0.00	0.00	0.00	-	104.00	-	10	0.00	0.00	0.00	-	192.00	-	-			0.00	0.00	0.00	-	279.00	-	-	0.00	0.00	0.00	-	373.00	-	-			6,050
6,100	0.00	0.00	0.00	-	88.50	-	-	0.00	0.00	0.00	-	174.00	-	-			0.00	0.00	0.00	-	313.00	-	-	0.00	0.00	0.00	-	405.00	-	-			6,100
6,150	0.00	0.00	0.00	-	74.50	-	-	0.00	0.00	0.00	-	157.00	-	-			0.00	0.00	0.00	-	349.00	-	-	0.00	0.00	0.00	-	438.00	-	-			6,150
6,200	0.00	0.00	0.00	-	62.50	-	-	0.00	0.00	0.00	-	142.00	-	-			0.00	0.00	0.00	-	387.00	-	-	0.00	0.00	0.00	-	473.00	-	-			6,200
6,250	0.00	0.00	0.00	-	52.00	-	-	0.00	0.00	0.00	-	128.00	-	-			0.00	0.00	0.00	-	426.00	-	-	0.00	0.00	0.00	-	508.00	-	-			6,250
6,300	0.00	0.00	0.00	-	43.00	-	-	0.00	0.00	0.00	-	114.00	-	-			0.00	0.00	0.00	-	467.00	-	-	0.00	0.00	0.00	-	545.00	-	-			6,300
6,350	0.00	0.00	0.00	-	35.50	-	-	0.00	0.00	0.00	-	103.00	-	-			0.00	0.00	0.00	-	509.00	-	-	0.00	0.00	0.00	-	583.00	-	-			6,350
6,400	0.00	0.00	0.00	-	29.00	-	-	0.00	0.00	0.00	-	91.50	-	-			0.00	0.00	0.00	-	553.00	-	-	0.00	0.00	0.00	-	622.00	-	-			6,400
6,450	-	-	-	-	-	-	-	0.00	0.00	0.00	-	81.50	-	-			-	-	-	-	-	-	-	0.00	0.00	0.00	-	662.00	-	-			6,450
6,500	-	-	-	-	-	-	-	0.00	0.00	0.00	-	72.50	-	-			-	-	-	-	-	-	0.00	0.00	0.00	-	703.00	-	-			6,500	
6,550	-	-	-	-	-	-	-	0.00	0.00	0.00	-	64.50	-	-			-	-	-	-	-	-	0.00	0.00	0.00	-	744.00	-	-			6,550	
6,600	-	-	-	-	-	-	-	0.00	0.00	0.00	-	57.00	-	-			-	-	-	-	-	-	0.00	0.00	0.00	-	787.00	-	-			6,600	
6,650	-	-	-	-	-	-	-	0.00	0.00	0.00	-	50.50	-	-			-	-	-	-	-	-	0.00	0.00	0.00	-	830.00	-	-			6,650	
Totals:						104	868					91	0	0	0							31	1,100					91	0	0	0		
Number of Trades:							11						4		0								2					6			0		

Allwyn AG (CR)

(Contract Size: 100 Securities, Exercise Style: American, Physical Delivery)

Call Options														Put Options																		
May 2026							June 2026							Other Months		May 2026							June 2026							Other Months		Exercise Price
Open price	Price max	Price min	Last price	Closing price	Volume	Open Interest	Open price	Price max	Price min	Last price	Closing price	Volume	Open Interest	Volume	Open Interest	Open price	Price max	Price min	Last price	Closing price	Volume	Open Interest	Open price	Price max	Price min	Last price	Closing price	Volume	Open Interest	Volume	Open Interest	
9.000	0.000	0.000	0.000	4.81	-	-	0.000	0.000	0.000	4.83	-	-			0.000	0.000	0.000	0.001	-	-	0.000	0.000	0.000	0.001	-	-					0.090	
9.250	0.000	0.000	0.000	4.56	-	-	0.000	0.000	0.000	4.58	-	-			0.000	0.000	0.000	0.002	-	-	0.000	0.000	0.000	0.001	-	-					0.093	
9.500	0.000	0.000	0.000	4.31	-	-	0.000	0.000	0.000	4.33	-	-			0.000	0.000	0.000	0.004	-	-	0.000	0.000	0.000	0.002	-	-					0.095	
9.750	0.000	0.000	0.000	4.07	-	-	0.000	0.000	0.000	4.08	-	-			0.000	0.000	0.000	0.007	-	-	0.000	0.000	0.000	0.003	-	-					0.098	
10.000	0.000	0.000	0.000	3.82	-	-	0.000	0.000	0.000	3.84	-	-			0.000	0.000	0.000	0.001	-	-	0.000	0.000	0.000	0.001	-	-					0.100	
10.500	0.000	0.000	0.000	3.32	-	-	0.000	0.000	0.000	3.34	-	-			0.000	0.000	0.000	0.001	-	-	0.000	0.000	0.000	0.002	-	-					0.105	
11.000	0.000	0.000	0.000	2.82	-	-	0.000	0.000	0.000	2.85	-	-			0.000	0.000	0.000	0.002	-	-	0.000	0.000	0.000	0.008	-	-					0.110	
11.500	0.000	0.000	0.000	2.33	-	-	0.000	0.000	0.000	2.36	-	-			0.000	0.000	0.000	0.010	-	-	0.000	0.000	0.000	0.024	-	-					0.115	
12.000	0.000	0.000	0.000	1.85	-	-	0.000	0.000	0.000	1.90	-	-			0.000	0.000	0.000	0.033	-	15	0.000	0.000	0.000	0.062	-	-					0.120	
12.500	0.000	0.000	0.000	1.41	-	-	0.000	0.000	0.000	1.48	-	-			0.000	0.000	0.000	0.086	-	-	0.000	0.000	0.000	0.133	-	-					0.125	
13.000	0.000	0.000	0.000	1.01	-	-	0.000	0.000	0.000	1.10	-	-			0.000	0.000	0.000	0.190	-	-	0.000	0.000	0.000	0.253	-	-					0.130	
13.500	0.000	0.000	0.000	0.680	-	15	0.000	0.000	0.000	0.783	-	-			0.000	0.000	0.000	0.360	-	5	0.000	0.000	0.000	0.438	-	-					0.135	
14.000	0.000	0.000	0.000	0.431	-	15	0.000	0.000	0.000	0.532	-	-			0.000	0.000	0.000	0.611	-	25	0.000	0.000	0.000	0.687	-	-					0.140	
14.500	0.000	0.000	0.000	0.251	-	15	0.000	0.000	0.000	0.344	-	-			0.000	0.000	0.000	0.931	-	15	0.000	0.000	0.000	1.00	-	-					0.145	
15.000	0.000	0.000	0.000	0.137	-	30	0.000	0.000	0.000	0.211	-	-			0.000	0.000	0.000	1.32	-	-	0.000	0.000	0.000	1.37	-	-					0.150	
15.500	0.000	0.000	0.000	0.071	-	-	0.000	0.000	0.000	0.123	-	-			0.000	0.000	0.000	1.75	-	-	0.000	0.000	0.000	1.79	-	-					0.155	
16.000	0.000	0.000	0.000	0.033	-	-	0.000	0.000	0.000	0.069	-	-			0.000	0.000	0.000	2.22	-	-	0.000	0.000	0.000	2.24	-	-					0.160	
16.500	0.000	0.000	0.000	0.014	-	-	0.000	0.000	0.000	0.037	-	-			0.000	0.000	0.000	2.70	-	-	0.000	0.000	0.000	2.71	-	-					0.165	
17.000	0.000	0.000	0.000	0.006	-	-	0.000	0.000	0.000	0.019	-	-			0.000	0.000	0.000	3.20	-	-	0.000	0.000	0.000	3.20	-	-					0.170	
17.500	0.000	0.000	0.000	0.002	-	-	0.000	0.000	0.000	0.009	-	-			0.000	0.000	0.000	3.70	-	-	0.000	0.000	0.000	3.70	-	-					0.175	
18.000	0.000	0.000	0.000	0.001	-	-	0.000	0.000	0.000	0.004	-	-			0.000	0.000	0.000	4.20	-	-	0.000	0.000	0.000	4.20	-	-					0.180	
18.500	0.000	0.000	0.000	0.004	-	-	0.000	0.000	0.000	0.002	-	-			0.000	0.000	0.000	4.70	-	-	0.000	0.000	0.000	4.70	-	-					0.185	
19.000	0.000	0.000	0.000	0.002	-	-	0.000	0.000	0.000	0.001	-	-			0.000	0.000	0.000	5.20	-	50	0.000	0.000	0.000	5.20	-	-					0.190	
19.500	0.000	0.000	0.000	0.001	-	-	0.000	0.000	0.000	0.003	-	-			0.000	0.000	0.000	5.70	-	50	0.000	0.000	0.000	5.70	-	-					0.195	
20.000	0.000	0.000	0.000	0.001	-	-	0.000	0.000	0.000	0.001	-	-			0.000	0.000	0.000	6.20	-	-	0.000	0.000	0.000	6.20	-	-					0.200	
21.000	0.000	0.000	0.000	0.001	-	-	0.000	0.000	0.000	0.001	-	-			0.000	0.000	0.000	7.20	-	-	0.000	0.000	0.000	7.20	-	-					0.210	
22.000	0.000	0.000	0.000	0.001	-	-	0.000	0.000	0.000	0.001	-	-			0.000	0.000	0.000	8.20	-	-	0.000	0.000	0.000	8.20	-	-					0.220	
23.000	0.000	0.000	0.000	0.001	-	-	0.000	0.000	0.000	0.001	-	-			0.000	0.000	0.000	9.20	-	-	0.000	0.000	0.000	9.20	-	-					0.230	
24.000					-	-	0.000	0.000	0.000	0.001	-	-							-	-	0.000	0.000	0.000	10.20	-	-					0.240	
25.000					-	-	0.000	0.000	0.000	0.002	-	-							-	-	0.000	0.000	0.000	11.20	-	-					0.250	
26.000					-	-	0.000	0.000	0.000	0.001	-	-							-	-	0.000	0.000	0.000	12.20	-	-					0.260	
27.000					-	-	0.000	0.000	0.000	0.001	-	-							-	-	0.000	0.000	0.000	13.20	-	-					0.270	
28.000					-	-	0.000	0.000	0.000	0.001	-	-							-	-	0.000	0.000	0.000	14.20	-	-					0.280	
29.000					-	-	0.000	0.000	0.000	0.001	-	-							-	-	0.000	0.000	0.000	15.20	-	-					0.290	
30.000					-	-	0.000	0.000	0.000	0.001	-	-							-	-	0.000	0.000	0.000	16.20	-	-					0.300	

Allwyn AG (CR)

(Contract Size: 100 Securities, Exercise Style: American, Physical Delivery)

	Call Options														Put Options																					
	May 2026							June 2026							Other Months		May 2026							June 2026							Other Months					
Exercise Price	Open price	Price max	Price min	Last price	Closing price	Volume	Open Interest	Open price	Price max	Price min	Last price	Closing price	Volume	Open Interest	Volume	Open Interest	Open price	Price max	Price min	Last price	Closing price	Volume	Open Interest	Open price	Price max	Price min	Last price	Closing price	Volume	Open Interest	Volume	Open Interest	Exercise Price			
Totals:						0	75							0	0	0	0							0	160							0	0	0	0	
Number of Trades:							0							0		0								0.00								0		0		

ALPHA BANK (CR)

(Contract Size: 100 Securities, Exercise Style: American, Physical Delivery)

Exercise Price	Call Options														Volume	Open Interest	Put Options														Volume	Open Interest	Exercise Price				
	May 2026							June 2026									Other Months		May 2026							June 2026								Other Months			
	Open price	Price max	Price min	Last price	Closing price	Volume	Open Interest	Open price	Price max	Price min	Last price	Closing price	Volume	Open Interest			Open price	Price max	Price min	Last price	Closing price	Volume	Open Interest	Open price	Price max	Price min	Last price	Closing price	Volume	Open Interest				Open price	Price max	Price min	Last price
2.000	0.000	0.000	0.000	1.93	-	-	0.000	0.000	0.000	1.94	-	-			0.000	0.000	0.000	0.001	-	-	0.000	0.000	0.000	0.001	-	-									0.020		
2.100	0.000	0.000	0.000	1.83	-	-	0.000	0.000	0.000	1.84	-	-			0.000	0.000	0.000	0.001	-	-	0.000	0.000	0.000	0.001	-	-									0.021		
2.200	0.000	0.000	0.000	1.73	-	-	0.000	0.000	0.000	1.74	-	-			0.000	0.000	0.000	0.001	-	-	0.000	0.000	0.000	0.002	-	-									0.022		
2.300	0.000	0.000	0.000	1.63	-	-	0.000	0.000	0.000	1.64	-	-			0.000	0.000	0.000	0.001	-	-	0.000	0.000	0.000	0.001	-	-									0.023		
2.400	0.000	0.000	0.000	1.53	-	-	0.000	0.000	0.000	1.54	-	-			0.000	0.000	0.000	0.001	-	-	0.000	0.000	0.000	0.001	-	-									0.024		
2.500	0.000	0.000	0.000	1.43	-	-	0.000	0.000	0.000	1.44	-	-			0.000	0.000	0.000	0.002	-	-	0.000	0.000	0.000	0.001	-	-									0.025		
2.600	0.000	0.000	0.000	1.33	-	-	0.000	0.000	0.000	1.34	-	-			0.000	0.000	0.000	0.004	-	-	0.000	0.000	0.000	0.002	-	-									0.026		
2.700	0.000	0.000	0.000	1.23	-	-	0.000	0.000	0.000	1.24	-	-			0.000	0.000	0.000	0.001	-	-	0.000	0.000	0.000	0.003	-	-									0.027		
2.800	0.000	0.000	0.000	1.13	-	-	0.000	0.000	0.000	1.15	-	-			0.000	0.000	0.000	0.001	-	-	0.000	0.000	0.000	0.006	-	-									0.028		
2.900	0.000	0.000	0.000	1.03	-	-	0.000	0.000	0.000	1.05	-	-			0.000	0.000	0.000	0.002	-	-	0.000	0.000	0.000	0.009	-	-									0.029		
3.000	0.000	0.000	0.000	0.936	-	-	0.000	0.000	0.000	0.956	-	-			0.000	0.000	0.000	0.001	-	-	0.000	0.000	0.000	0.016	-	-									0.030		
3.100	0.000	0.000	0.000	0.837	-	4	0.000	0.000	0.000	0.865	-	-			0.000	0.000	0.000	0.002	-	-	0.000	0.000	0.000	0.024	-	-									0.031		
3.200	0.000	0.000	0.000	0.740	-	-	0.000	0.000	0.000	0.777	-	-			0.000	0.000	0.000	0.005	-	-	0.000	0.000	0.000	0.035	-	-									0.032		
3.300	0.000	0.000	0.000	0.646	-	15	0.000	0.000	0.000	0.693	-	-			0.000	0.000	0.000	0.011	-	-	0.000	0.000	0.000	0.052	-	-									0.033		
3.400	0.000	0.000	0.000	0.555	-	-	0.000	0.000	0.000	0.613	-	-			0.000	0.000	0.000	0.019	-	-	0.000	0.000	0.000	0.071	-	-									0.034		
3.500	0.000	0.000	0.000	0.468	-	-	0.000	0.000	0.000	0.539	-	-			0.000	0.000	0.000	0.033	-	-	0.000	0.000	0.000	0.097	-	-									0.035		
3.600	0.000	0.000	0.000	0.388	-	-	0.000	0.000	0.000	0.470	-	-			0.000	0.000	0.000	0.053	-	-	0.000	0.000	0.000	0.128	-	-									0.036		
3.700	0.000	0.000	0.000	0.315	-	-	0.000	0.000	0.000	0.406	-	-			0.000	0.000	0.000	0.079	-	-	0.000	0.000	0.000	0.164	-	-									0.037		
3.800	0.000	0.000	0.000	0.250	-	-	0.000	0.000	0.000	0.349	-	-			0.000	0.000	0.000	0.114	-	-	0.000	0.000	0.000	0.207	-	-									0.038		
3.900	0.000	0.000	0.000	0.196	-	-	0.000	0.000	0.000	0.296	-	-			0.000	0.000	0.000	0.160	-	-	0.000	0.000	0.000	0.254	-	-									0.039		
4.000	0.000	0.000	0.000	0.150	-	-	0.000	0.000	0.000	0.252	-	-			0.000	0.000	0.000	0.214	-	-	0.000	0.000	0.000	0.309	-	-									0.040		
4.250	0.000	0.000	0.000	0.069	-	-	0.000	0.000	0.000	0.160	-	-			0.000	0.000	0.000	0.384	-	-	0.000	0.000	0.000	0.467	-	-									0.043		
4.400					-	-	0.000	0.000	0.000	0.119	-	-							-	-	0.000	0.000	0.000	0.576	-	-									0.044		
4.500	0.000	0.000	0.000	0.028	-	-	0.000	0.000	0.000	0.097	-	-			0.000	0.000	0.000	0.593	-	-	0.000	0.000	0.000	0.655	-	-									0.045		
4.750	0.000	0.000	0.000	0.010	-	-	0.000	0.000	0.000	0.056	-	-			0.000	0.000	0.000	0.826	-	-	0.000	0.000	0.000	0.864	-	-									0.048		
4.800					-	-	0.000	0.000	0.000	0.049	-	-							-	-	0.000	0.000	0.000	0.908	-	-									0.048		
5.000	0.000	0.000	0.000	0.003	-	-	0.000	0.000	0.000	0.032	-	-			0.000	0.000	0.000	1.07	-	-	0.000	0.000	0.000	1.09	-	-									0.050		
5.250	0.000	0.000	0.000	0.001	-	-	0.000	0.000	0.000	0.017	-	-			0.000	0.000	0.000	1.32	-	-	0.000	0.000	0.000	1.33	-	-									0.053		
5.500	0.000	0.000	0.000	0.001	-	-	0.000	0.000	0.000	0.009	-	-			0.000	0.000	0.000	1.57	-	-	0.000	0.000	0.000	1.57	-	-									0.055		
5.750	0.000	0.000	0.000	0.001	-	-	0.000	0.000	0.000	0.005	-	-			0.000	0.000	0.000	1.82	-	-	0.000	0.000	0.000	1.82	-	-									0.058		
6.000	0.000	0.000	0.000	0.001	-	-	0.000	0.000	0.000	0.002	-	-			0.000	0.000	0.000	2.07	-	-	0.000	0.000	0.000	2.07	-	-									0.060		
6.250	0.000	0.000	0.000	0.001	-	-	0.000	0.000	0.000	0.001	-	-			0.000	0.000	0.000	2.32	-	-	0.000	0.000	0.000	2.32	-	-									0.063		
6.500					-	-	0.000	0.000	0.000	0.001	-	-							-	-	0.000	0.000	0.000	2.57	-	-									0.065		
6.750					-	-	0.000	0.000	0.000	0.001	-	-							-	-	0.000	0.000	0.000	2.82	-	-									0.068		
7.000					-	-	0.000	0.000	0.000	0.001	-	-							-	-	0.000	0.000	0.000	3.07	-	-									0.070		

ALPHA BANK (CR)

(Contract Size: 100 Securities, Exercise Style: American, Physical Delivery)

		Call Options														Put Options																					
		May 2026						June 2026						Other Months		May 2026						June 2026						Other Months		Exercise Price							
Exercise Price	Open price	Price max	Price min	Last price	Closing price	Volume	Open Interest	Open price	Price max	Price min	Last price	Closing price	Volume	Open Interest	Volume	Open Interest	Open price	Price max	Price min	Last price	Closing price	Volume	Open Interest	Open price	Price max	Price min	Last price	Closing price	Volume	Open Interest	Volume	Open Interest	Exercise Price				
Totals:						0	19							0	0									0	0									0	0		
Number of Trades:							0							0	0									0.00	0									0	0		

NATIONAL BANK (CR)

(Contract Size: 100 Securities, Exercise Style: American, Physical Delivery)

Call Options																	Put Options																			
May 2026																	June 2026										Other Months									
Exercise Price	Open price	Price max	Price min	Last price	Closing price	Volume	Open Interest	Open price	Price max	Price min	Last price	Closing price	Volume	Open Interest	Volume	Open Interest	Open price	Price max	Price min	Last price	Closing price	Volume	Open Interest	Volume	Open Interest	Exercise Price										
8.250						-	-	0.000	0.000	0.000		6.79	-	-			-	-	0.000	0.000	0.000		0.001	-	-			0.083								
8.400						-	-	0.000	0.000	0.000		6.64	-	-			-	-	0.000	0.000	0.000		0.001	-	-			0.084								
8.500						-	-	0.000	0.000	0.000		6.54	-	-			-	-	0.000	0.000	0.000		0.001	-	-			0.085								
8.750	0.000	0.000	0.000		6.27	-	-	0.000	0.000	0.000		6.29	-	-			0.000	0.000	0.000		0.001	-	-					0.088								
8.800						-	-	0.000	0.000	0.000		6.24	-	-			-	-	0.000	0.000	0.000		0.001	-	-			0.088								
9.000	0.000	0.000	0.000		6.02	-	-	0.000	0.000	0.000		6.04	-	-			0.000	0.000	0.000		0.001	-	-					0.090								
9.200						-	-	0.000	0.000	0.000		5.84	-	-			-	-	0.000	0.000	0.000		0.001	-	-			0.092								
9.250	0.000	0.000	0.000		5.77	-	-	0.000	0.000	0.000		5.79	-	-			0.000	0.000	0.000		0.002	-	-					0.093								
9.500	0.000	0.000	0.000		5.52	-	-	0.000	0.000	0.000		5.55	-	-			0.000	0.000	0.000		0.001	-	-					0.095								
9.600						-	-	0.000	0.000	0.000		5.45	-	-			-	-	0.000	0.000	0.000		0.003	-	-			0.096								
9.750	0.000	0.000	0.000		5.28	-	-	0.000	0.000	0.000		5.30	-	-			0.000	0.000	0.000		0.001	-	-					0.098								
10.000	0.000	0.000	0.000		5.03	-	-	0.000	0.000	0.000		5.05	-	-			0.000	0.000	0.000		0.002	-	-					0.100								
10.500	0.000	0.000	0.000		4.53	-	-	0.000	0.000	0.000		4.56	-	-			0.000	0.000	0.000		0.006	-	-					0.105								
11.000	0.000	0.000	0.000		4.03	-	-	0.000	0.000	0.000		4.08	-	-			0.000	0.000	0.000		0.001	-	-					0.110								
11.500	0.000	0.000	0.000		3.53	-	-	0.000	0.000	0.000		3.61	-	-			0.000	0.000	0.000		0.003	-	-					0.115								
12.000	0.000	0.000	0.000		3.04	-	-	0.000	0.000	0.000		3.16	-	-			0.000	0.000	0.000		0.009	-	-					0.120								
12.500	0.000	0.000	0.000		2.55	-	-	0.000	0.000	0.000		2.73	-	-			0.000	0.000	0.000		0.025	-	-					0.125								
13.000	0.000	0.000	0.000		2.09	-	-	0.000	0.000	0.000		2.32	-	-			0.000	0.000	0.000		0.063	-	-					0.130								
13.500	0.000	0.000	0.000		1.66	-	30	0.000	0.000	0.000		1.95	-	-			0.000	0.000	0.000		0.130	-	-					0.135								
14.000	0.000	0.000	0.000		1.27	-	-	0.000	0.000	0.000		1.63	-	-			0.400	0.400	0.400	0.400	0.400	5	15					0.140								
14.500	0.000	0.000	0.000		0.936	-	-	0.000	0.000	0.000		1.33	-	-			0.000	0.000	0.000		0.404	-	-					0.145								
15.000	0.000	0.000	0.000		0.660	-	-	0.000	0.000	0.000		1.07	-	-			0.000	0.000	0.000		0.628	-	-					0.150								
15.500	0.000	0.000	0.000		0.448	-	15	0.000	0.000	0.000		0.858	-	-			0.000	0.000	0.000		0.916	-	-					0.155								
16.000	0.000	0.000	0.000		0.291	-	-	0.000	0.000	0.000		0.675	-	-			0.000	0.000	0.000		1.26	-	-					0.160								
16.500	0.000	0.000	0.000		0.181	-	-	0.000	0.000	0.000		0.519	-	-			0.000	0.000	0.000		1.65	-	-					0.165								
17.000	0.000	0.000	0.000		0.108	-	-	0.000	0.000	0.000		0.404	-	-			0.000	0.000	0.000		2.08	-	-					0.170								
17.500	0.000	0.000	0.000		0.061	-	-	0.000	0.000	0.000		0.302	-	-			0.000	0.000	0.000		2.53	-	-					0.175								
18.000	0.000	0.000	0.000		0.034	-	-	0.000	0.000	0.000		0.229	-	-			0.000	0.000	0.000		3.01	-	-					0.180								
18.500	0.000	0.000	0.000		0.018	-	-	0.000	0.000	0.000		0.169	-	-			0.000	0.000	0.000		3.50	-	-					0.185								
19.000	0.000	0.000	0.000		0.009	-	-	0.000	0.000	0.000		0.124	-	-			0.000	0.000	0.000		3.99	-	-					0.190								
19.500	0.000	0.000	0.000		0.005	-	-	0.000	0.000	0.000		0.090	-	-			0.000	0.000	0.000		4.49	-	-					0.195								
20.000	0.000	0.000	0.000		0.002	-	-	0.000	0.000	0.000		0.065	-	-			0.000	0.000	0.000		4.99	-	-					0.200								
21.000						-	-	0.000	0.000	0.000		0.033	-	-			-	-	0.000	0.000	0.000		6.00	-	-			0.210								
22.000						-	-	0.000	0.000	0.000		0.016	-	-			-	-	0.000	0.000	0.000		6.99	-	-			0.220								
Totals:						0	45							0	0	0	0							0	15							0	269	0	0	
Number of Trades:						0							0							0							1.00							0		

OTE (CR)

(Contract Size: 100 Securities, Exercise Style: American, Physical Delivery)

Call Options														Put Options																				
May 2026							June 2026							Other Months		May 2026							June 2026							Other Months		Exerise Price		
Exerise Price	Open price	Price max	Price min	Last price	Closing price	Volume	Open Interest	Open price	Price max	Price min	Last price	Closing price	Volume	Open Interest	Volume	Open Interest	Open price	Price max	Price min	Last price	Closing price	Volume	Open Interest	Open price	Price max	Price min	Last price	Closing price	Volume	Open Interest	Volume		Open Interest	
10.000						-	-	0.000	0.000	0.000		7.95	-	-			-	-	0.000	0.000	0.000		0.001	-	-	0.000	0.000	0.000		0.001	-	-		0.100
10.500						-	-	0.000	0.000	0.000		7.46	-	-			-	-	0.000	0.000	0.000		0.001	-	-	0.000	0.000	0.000		0.001	-	-		0.105
11.000	0.000	0.000	0.000		6.94	-	-	0.000	0.000	0.000		6.96	-	-			0.000	0.000	0.000		0.001	-	-	0.000	0.000	0.000		0.001	-	-		0.110		
11.500	0.000	0.000	0.000		6.44	-	-	0.000	0.000	0.000		6.46	-	-			0.000	0.000	0.000		0.001	-	-	0.000	0.000	0.000		0.001	-	-		0.115		
12.000	0.000	0.000	0.000		5.94	-	-	0.000	0.000	0.000		5.96	-	-			0.000	0.000	0.000		0.001	-	-	0.000	0.000	0.000		0.002	-	-		0.120		
12.500	0.000	0.000	0.000		5.44	-	-	0.000	0.000	0.000		5.46	-	-			0.000	0.000	0.000		0.002	-	-	0.000	0.000	0.000		0.001	-	-		0.125		
13.000	0.000	0.000	0.000		4.94	-	-	0.000	0.000	0.000		4.97	-	-			0.000	0.000	0.000		0.001	-	-	0.000	0.000	0.000		0.001	-	-		0.130		
13.500	0.000	0.000	0.000		4.44	-	-	0.000	0.000	0.000		4.47	-	-			0.000	0.000	0.000		0.001	-	-	0.000	0.000	0.000		0.001	-	-		0.135		
14.000	0.000	0.000	0.000		3.94	-	-	0.000	0.000	0.000		3.97	-	-			0.000	0.000	0.000		0.001	-	-	0.000	0.000	0.000		0.004	-	-		0.140		
14.500	0.000	0.000	0.000		3.44	-	-	0.000	0.000	0.000		3.48	-	-			0.000	0.000	0.000		0.001	-	-	0.000	0.000	0.000		0.011	-	-		0.145		
15.000	0.000	0.000	0.000		2.94	-	-	0.000	0.000	0.000		3.00	-	-			0.000	0.000	0.000		0.002	-	-	0.000	0.000	0.000		0.027	-	-		0.150		
15.500	0.000	0.000	0.000		2.45	-	-	0.000	0.000	0.000		2.53	-	-			0.000	0.000	0.000		0.007	-	-	0.000	0.000	0.000		0.058	-	-		0.155		
16.000	0.000	0.000	0.000		1.97	-	-	0.000	0.000	0.000		2.09	-	-			0.000	0.000	0.000		0.024	-	30	0.000	0.000	0.000		0.114	-	-		0.160		
16.500	0.000	0.000	0.000		1.51	-	-	0.000	0.000	0.000		1.68	-	-			0.000	0.000	0.000		0.066	-	-	0.000	0.000	0.000		0.204	-	-		0.165		
17.000	0.000	0.000	0.000		1.10	-	-	0.000	0.000	0.000		1.31	-	-			0.000	0.000	0.000		0.153	-	46	0.000	0.000	0.000		0.337	-	-		0.170		
17.500	0.000	0.000	0.000		0.748	-	-	0.000	0.000	0.000		0.998	-	-			0.000	0.000	0.000		0.302	-	30	0.000	0.000	0.000		0.520	-	-		0.175		
18.000	0.000	0.000	0.000		0.474	-	-	0.000	0.000	0.000		0.733	-	-			0.000	0.000	0.000		0.529	-	-	0.000	0.000	0.000		0.755	-	-		0.180		
18.500	0.000	0.000	0.000		0.279	-	-	0.000	0.000	0.000		0.521	-	-			0.000	0.000	0.000		0.834	-	-	0.000	0.000	0.000		1.04	-	-		0.185		
19.000	0.000	0.000	0.000		0.148	-	-	0.000	0.000	0.000		0.357	-	-			0.000	0.000	0.000		1.20	-	-	0.000	0.000	0.000		1.38	-	-		0.190		
19.500	0.000	0.000	0.000		0.075	-	-	0.000	0.000	0.000		0.240	-	-			0.000	0.000	0.000		1.63	-	-	0.000	0.000	0.000		1.77	-	-		0.195		
20.000	0.000	0.000	0.000		0.034	-	-	0.000	0.000	0.000		0.156	-	-			0.000	0.000	0.000		2.10	-	-	0.000	0.000	0.000		2.19	-	-		0.200		
21.000	0.000	0.000	0.000		0.005	-	-	0.000	0.000	0.000		0.060	-	-			0.000	0.000	0.000		3.08	-	-	0.000	0.000	0.000		3.10	-	-		0.210		
22.000	0.000	0.000	0.000		0.001	-	-	0.000	0.000	0.000		0.019	-	-			0.000	0.000	0.000		4.08	-	-	0.000	0.000	0.000		4.08	-	-		0.220		
23.000	0.000	0.000	0.000		0.001	-	-	0.000	0.000	0.000		0.006	-	-			0.000	0.000	0.000		5.08	-	-	0.000	0.000	0.000		5.08	-	-		0.230		
24.000	0.000	0.000	0.000		0.001	-	-	0.000	0.000	0.000		0.001	-	-			0.000	0.000	0.000		6.08	-	-	0.000	0.000	0.000		6.08	-	-		0.240		
25.000	0.000	0.000	0.000		0.001	-	-	0.000	0.000	0.000		0.001	-	-			0.000	0.000	0.000		7.08	-	-	0.000	0.000	0.000		7.08	-	-		0.250		
26.000	0.000	0.000	0.000		0.001	-	-	0.000	0.000	0.000		0.001	-	-			0.000	0.000	0.000		8.08	-	-	0.000	0.000	0.000		8.08	-	-		0.260		
Totals:						0	0						0	0	0	0						0	106					0	0	0	0			
Number of Trades:						0							0		0							0.00						0		0				

PIRAEUS BANK (CR)

(Contract Size: 100 Securities, Exercise Style: American, Physical Delivery)

Call Options																Put Options																
Exercise Price	May 2026						June 2026						Other Months		May 2026						June 2026				Other Months		Exercise Price					
	Open price	Price max	Price min	Last price	Closing price	Volume	Open Interest	Open price	Price max	Price min	Last price	Closing price	Volume	Open Interest	Volume	Open Interest	Open price	Price max	Price min	Last price	Closing price	Volume	Open Interest	Open price	Price max	Price min		Last price	Closing price	Volume	Open Interest	Volume
4.250	0.000	0.000	0.000	4.43	-	-	0.000	0.000	0.000	4.44	-	-				0.000	0.000	0.000	0.001	-	-	0.000	0.000	0.000	0.001	-	-				0.043	
4.500	0.000	0.000	0.000	4.18	-	-	0.000	0.000	0.000	4.19	-	-				0.000	0.000	0.000	0.001	-	-	0.000	0.000	0.000	0.001	-	-				0.045	
4.750	0.000	0.000	0.000	3.93	-	-	0.000	0.000	0.000	3.94	-	-				0.000	0.000	0.000	0.001	-	-	0.000	0.000	0.000	0.002	-	-				0.048	
5.000	0.000	0.000	0.000	3.68	-	-	0.000	0.000	0.000	3.69	-	-				0.000	0.000	0.000	0.001	-	-	0.000	0.000	0.000	0.004	-	-				0.050	
5.250	0.000	0.000	0.000	3.43	-	-	0.000	0.000	0.000	3.45	-	-				0.000	0.000	0.000	0.002	-	-	0.000	0.000	0.000	0.008	-	-				0.053	
5.500	0.000	0.000	0.000	3.18	-	-	0.000	0.000	0.000	3.20	-	-				0.000	0.000	0.000	0.001	-	-	0.000	0.000	0.000	0.014	-	-				0.055	
5.750	0.000	0.000	0.000	2.93	-	-	0.000	0.000	0.000	2.96	-	-				0.000	0.000	0.000	0.001	-	-	0.000	0.000	0.000	0.024	-	-				0.058	
6.000	0.000	0.000	0.000	2.68	-	-	0.000	0.000	0.000	2.73	-	-				0.000	0.000	0.000	0.001	-	-	0.000	0.000	0.000	0.039	-	-				0.060	
6.250	0.000	0.000	0.000	2.43	-	-	0.000	0.000	0.000	2.50	-	-				0.000	0.000	0.000	0.001	-	-	0.000	0.000	0.000	0.058	-	-				0.063	
6.500	0.000	0.000	0.000	2.18	-	-	0.000	0.000	0.000	2.28	-	-				0.000	0.000	0.000	0.004	-	-	0.000	0.000	0.000	0.088	-	-				0.065	
6.750	0.000	0.000	0.000	1.94	-	-	0.000	0.000	0.000	2.07	-	-				0.000	0.000	0.000	0.009	-	-	0.000	0.000	0.000	0.124	-	-				0.068	
7.000	0.000	0.000	0.000	1.70	-	-	0.000	0.000	0.000	1.87	-	-				0.000	0.000	0.000	0.019	-	-	0.000	0.000	0.000	0.171	-	-				0.070	
7.250	0.000	0.000	0.000	1.47	-	-	0.000	0.000	0.000	1.67	-	-				0.000	0.000	0.000	0.036	-	-	0.000	0.000	0.000	0.229	-	-				0.073	
7.500	0.000	0.000	0.000	1.25	-	-	0.000	0.000	0.000	1.49	-	-				0.000	0.000	0.000	0.064	-	-	0.000	0.000	0.000	0.297	-	-				0.075	
7.750	0.000	0.000	0.000	1.04	-	-	0.000	0.000	0.000	1.33	-	-				0.000	0.000	0.000	0.107	-	-	0.000	0.000	0.000	0.381	-	-				0.078	
8.000	0.000	0.000	0.000	0.851	-	-	0.000	0.000	0.000	1.17	-	-				0.000	0.000	0.000	0.169	-	-	0.000	0.000	0.000	0.474	-	-				0.080	
8.250	0.000	0.000	0.000	0.684	-	-	0.000	0.000	0.000	1.03	-	-				0.000	0.000	0.000	0.252	-	-	0.000	0.000	0.000	0.582	-	-				0.083	
8.500	0.000	0.000	0.000	0.538	-	-	0.000	0.000	0.000	0.901	-	-				0.000	0.000	0.000	0.356	-	-	0.000	0.000	0.000	0.703	-	-				0.085	
8.750	0.000	0.000	0.000	0.413	-	-	0.000	0.000	0.000	0.782	-	-				0.000	0.000	0.000	0.481	-	-	0.000	0.000	0.000	0.833	-	-				0.088	
9.000	0.000	0.000	0.000	0.309	-	-	0.000	0.000	0.000	0.681	-	-				0.000	0.000	0.000	0.626	-	-	0.000	0.000	0.000	0.982	-	-				0.090	
9.250	0.000	0.000	0.000	0.230	-	-	0.000	0.000	0.000	0.580	-	-				0.000	0.000	0.000	0.797	-	-	0.000	0.000	0.000	1.13	-	-				0.093	
9.500	0.000	0.000	0.000	0.167	-	-	0.000	0.000	0.000	0.505	-	-				0.000	0.000	0.000	0.985	-	-	0.000	0.000	0.000	1.31	-	-				0.095	
9.750	0.000	0.000	0.000	0.117	-	-	0.000	0.000	0.000	0.430	-	-				0.000	0.000	0.000	1.19	-	-	0.000	0.000	0.000	1.48	-	-				0.098	
10.000	0.000	0.000	0.000	0.080	-	-	0.000	0.000	0.000	0.365	-	-				0.000	0.000	0.000	1.40	-	-	0.000	0.000	0.000	1.67	-	-				0.100	
10.500	0.000	0.000	0.000	0.037	-	-	0.000	0.000	0.000	0.261	-	-				0.000	0.000	0.000	1.86	-	-	0.000	0.000	0.000	2.06	-	-				0.105	
11.000	0.000	0.000	0.000	0.016	-	-	0.000	0.000	0.000	0.188	-	-				0.000	0.000	0.000	2.34	-	-	0.000	0.000	0.000	2.49	-	-				0.110	
11.500	0.000	0.000	0.000	0.006	-	-	0.000	0.000	0.000	0.130	-	-				0.000	0.000	0.000	2.83	-	-	0.000	0.000	0.000	2.93	-	-				0.115	
12.000	0.000	0.000	0.000	0.002	-	-	0.000	0.000	0.000	0.088	-	-				0.000	0.000	0.000	3.33	-	-	0.000	0.000	0.000	3.39	-	-				0.120	
12.500	0.000	0.000	0.000	0.001	-	-	0.000	0.000	0.000	0.062	-	-				0.000	0.000	0.000	3.83	-	-	0.000	0.000	0.000	3.87	-	-				0.125	
13.000					-	-	0.000	0.000	0.000	0.041	-	-								-	-	0.000	0.000	0.000	4.35	-	-				0.130	
Totals:						0	0					0	0	0	0					0	0					0	0	0	0			
Number of Trades:						0						0		0							0.00						0		0			

PPC (CR)

(Contract Size: 100 Securities, Exercise Style: American, Physical Delivery)

Exercise Price	Call Options														Volume	Open Interest	Put Options														Exercise Price				
	May 2026							June 2026									Other Months		May 2026							June 2026							Other Months		
	Open price	Price max	Price min	Last price	Closing price	Volume	Open Interest	Open price	Price max	Price min	Last price	Closing price	Volume	Open Interest			Open price	Price max	Price min	Last price	Closing price	Volume	Open Interest	Open price	Price max	Price min	Last price	Closing price	Volume	Open Interest		Volume	Open Interest		
9.200						-	-	0.000	0.000	0.000	9.55	-	-																		0.092				
9.500						-	-	0.000	0.000	0.000	9.25	-	-																		0.095				
9.600						-	-	0.000	0.000	0.000	9.15	-	-																		0.096				
9.750						-	-	0.000	0.000	0.000	9.00	-	-																		0.098				
10.000						-	-	0.000	0.000	0.000	8.75	-	-																		0.100				
10.500						-	-	0.000	0.000	0.000	8.26	-	-																		0.105				
11.000						-	-	0.000	0.000	0.000	7.76	-	-																		0.110				
11.500						-	-	0.000	0.000	0.000	7.26	-	-																		0.115				
12.000	0.000	0.000	0.000		6.74	-	-	0.000	0.000	0.000	6.76	-	-																		0.120				
12.500	0.000	0.000	0.000		6.24	-	-	0.000	0.000	0.000	6.26	-	-																		0.125				
13.000	0.000	0.000	0.000		5.74	-	-	0.000	0.000	0.000	5.77	-	-																		0.130				
13.500	0.000	0.000	0.000		5.24	-	-	0.000	0.000	0.000	5.27	-	-																		0.135				
14.000	0.000	0.000	0.000		4.74	-	-	0.000	0.000	0.000	4.77	-	-																		0.140				
14.500	0.000	0.000	0.000		4.24	-	-	0.000	0.000	0.000	4.28	-	-																		0.145				
15.000	0.000	0.000	0.000		3.74	-	-	0.000	0.000	0.000	3.79	-	-																		0.150				
15.500	0.000	0.000	0.000		3.25	-	-	0.000	0.000	0.000	3.30	-	-																		0.155				
16.000	0.000	0.000	0.000		2.76	-	-	0.000	0.000	0.000	2.83	-	-																		0.160				
16.500	0.000	0.000	0.000		2.28	-	-	0.000	0.000	0.000	2.39	-	-																		0.165				
17.000	0.000	0.000	0.000		1.83	-	-	0.000	0.000	0.000	1.97	-	-																		0.170				
17.500	0.000	0.000	0.000		1.42	-	-	0.000	0.000	0.000	1.59	-	-																		0.175				
18.000	0.000	0.000	0.000		1.06	-	1	0.000	0.000	0.000	1.25	-	-																		0.180				
18.500	0.000	0.000	0.000		0.752	-	1	0.000	0.000	0.000	0.966	-	-																		0.185				
19.000	0.000	0.000	0.000		0.510	-	2	0.000	0.000	0.000	0.725	-	-																		0.190				
19.500	0.000	0.000	0.000		0.329	-	10	0.000	0.000	0.000	0.529	-	-																		0.195				
20.000	0.000	0.000	0.000		0.201	-	15	0.000	0.000	0.000	0.373	-	-																		0.200				
21.000	0.000	0.000	0.000		0.064	-	-	0.000	0.000	0.000	0.176	-	-																		0.210				
22.000	0.000	0.000	0.000		0.017	-	-	0.000	0.000	0.000	0.074	-	-																		0.220				
23.000	0.000	0.000	0.000		0.004	-	-	0.000	0.000	0.000	0.029	-	-																		0.230				
24.000	0.000	0.000	0.000		0.001	-	-	0.000	0.000	0.000	0.009	-	-																		0.240				
25.000	0.000	0.000	0.000		0.004	-	-	0.000	0.000	0.000	0.003	-	-																		0.250				
26.000	0.000	0.000	0.000		0.001	-	-	0.000	0.000	0.000	0.001	-	-																		0.260				
27.000	0.000	0.000	0.000		0.001	-	-	0.000	0.000	0.000	0.001	-	-																		0.270				
28.000	0.000	0.000	0.000		0.001	-	-	0.000	0.000	0.000	0.001	-	-																		0.280				
29.000	0.000	0.000	0.000		0.001	-	-	0.000	0.000	0.000	0.001	-	-																		0.290				
30.000	0.000	0.000	0.000		0.001	-	-	0.000	0.000	0.000	0.001	-	-																		0.300				

PPC (CR)

(Contract Size: 100 Securities, Exercise Style: American, Physical Delivery)

		Call Options														Put Options																			
		May 2026						June 2026						Other Months		May 2026						June 2026					Other Months								
Exercise Price	Open price	Price max	Price min	Last price	Closing price	Volume	Open Interest	Open price	Price max	Price min	Last price	Closing price	Volume	Open Interest	Volume	Open Interest	Open price	Price max	Price min	Last price	Closing price	Volume	Open Interest	Open price	Price max	Price min	Last price	Closing price	Volume	Open Interest	Volume	Open Interest	Exercise Price		
Totals:						0	29						0	0	0	0						0	15						0	0	0	0			
Number of Trades:							0							0		0							0.00							0		0			

Lending Products	Underlying Title	Multilateral Transactions[1]					Bilateral Transactions[2]		Stock Borrowing through OTC (volume)[3]
		Open Interest[5]	Volume(Offered)	Average Weighted	Transactions volume	Average Weighted	Transactions Volume	Average Weighted	Transactions Volume
ADMIEBOR	ADMIE (IPTO) HOLDING S.A. (CR)	3,700	---	---	---	---	---	5,249,021	
AEGNBOR	AEGEAN AIRLINES (CR)	---	---	---	---	---	---	589,132	
AKTRBOR	AKTOR S.A. HOLDING CO. (CR)	---	---	---	---	---	---	830,766	
ALWNBOR	Allwyn AG (CR)	37,406	---	---	---	---	---	9,330,508	
ALPHABOR	ALPHA BANK (CR)	52,829	---	---	---	---	---	187,081,869	
AETFBOR	ALPHA ETF FTSE Athex Large Cap	---	---	---	---	---	---	2,000	
AEMBOR	ALTER EGO MEDIA (CR)	---	---	---	---	---	---	---	
AIABOR	ATHENS INTL AIRPORT (CR)	1,373	---	---	---	---	---	364,049	
ACAGBOR	AUSTRIACARD (CB)	---	---	---	---	---	---	962	
OTOELBOR	AUTOHELLAS SA (CR)	7,400	---	---	---	---	---	57,949	
AVAXBOR	AVAX S.A. (CR)	7,900	---	---	8,196	4.03%	---	466,435	
BYLOTBOR	BALLY'S INTRALOT (CR)	---	---	---	---	---	---	35,920,291	
BOCHGRBOR	BANK OF CYPRUS (CR)	---	---	---	---	---	---	501,281	
EEEBOR	CC HBC AG (CR)	1,160	---	---	---	---	---	145,493	
CENERBOR	CENERGY HOLDINGS (CB)	16,272	---	---	---	---	---	1,371,644	
CREDIABOR	CrediaBank (CR)	794	---	---	---	---	---	619,183	
DIMANDBOR	DIMAND (CR)	---	---	---	---	---	---	7,342	
ELLAKTORBOR	ELLAKTOR (CR)	53,732	---	---	---	---	---	162,680	
ELHABOR	ELVALHALCOR (CR)	11,714	---	---	20,810	4.15%	---	405,095	
EUROBBOR	EUROBANK (CR)	42,382	---	---	---	---	---	121,053,423	
EXAEBOR	EURONEXT ATHENS (CR)	14,409	---	---	---	---	---	343,370	
EYDAPBOR	EYDAP S.A. (CR)	---	---	---	---	---	---	396,144	
FOYRKBOR	FOURLIS (CR)	2,500	---	---	---	---	---	103,105	
GEKTERNABOR	GEK TERNA (CR)	12,566	---	---	---	---	---	1,146,308	
SARBOR	GR. SARANTIS S.A. (CR)	8,295	---	---	---	---	1,000	1.00%	211,144
ELPEBOR	HELLENIQ ENERGY (CR)	---	---	---	---	---	---	724,085	
INTEKBOR	IDEAL HOLDINGS (CR)	---	---	---	---	---	---	48,787	
INTRKBOR	INTRACOM HOLDINGS (CR)	---	---	---	---	---	---	253,797	
BELABOR	JUMBO SA (CR)	---	---	---	---	---	---	560,342	
KRIBOR	KRI-KRI S.A. (CR)	2,999	---	---	---	---	---	---	
LAMDABOR	LAMDA DEVELOPMENT SA (CR)	---	---	---	---	---	---	244,652	

## Stock Lending Notes

[1] - Multilateral contracts Lending or Borrowing as per Methods 8-1, 8-2 and 8-3-3 (According to ATHEX BoD Resolution No.17)

[2] - Bilateral Contracts Lending or Borrowing as per Methods 8-3-1 and 8-3-2 & Contracts as per Method 4 (According to ATHEX BoD Resolution No.20)

[3] - The information concerning OTC Stock Borrowing Transactions is based on the statements of the Dematerialised Securities System (DSS) operators involved and refers to volumes that have been registered up until the previous working day.

[4] - Average Price (Volume weighted)

[5] - The Data concerning Open Interest before the start of trading session

Lending Products	Underlying Title	Open Interest[5]	Multilateral Transactions[1]				Bilateral Transactions[2]		Stock Borrowing through OTC (volume)[3]
			Volume(Offered)	Average Weighted	Transactions volume	Average Weighted	Transactions Volume	Average Weighted	Transactions Volume
MTLNBOR	METLEN PLC (CR)	16,990	---	---	---	---	---	---	1,400,699
MIGBOR	MIG (CR)	1,495	---	---	---	---	---	---	39,913
MOHBOR	MOTOR OIL (CR)	25,579	---	---	---	---	2,000	1.00%	727,559
ETEBOR	NATIONAL BANK (CR)	59,465	---	---	---	---	---	---	23,244,695
NOVALBOR	NOVAL PROPERTY REIC (CR)	---	---	---	---	---	---	---	---
OPTIMABOR	OPTIMA BANK (CR)	---	---	---	---	---	---	---	4,967,260
HTOBOR	OTE (CR)	3,300	---	---	---	---	5,000	1.00%	4,236,049
PPABOR	P.P.A. S.A. (CR)	4,500	---	---	---	---	---	---	82,489
TPEIRBOR	PIRAEUS BANK (CR)	159,897	---	---	---	---	---	---	12,247,007
PPCBOR	PPC (CR)	60,270	---	---	---	---	---	---	10,083,293
PROFBOR	PROFILE SA (CR)	---	---	---	1,388	3.88%	---	---	64,526
QLCOBOR	QUALCO GROUP (CR)	---	---	---	---	---	---	---	950,554
QUESTBOR	QUEST HOLDINGS (CR)	4,191	---	---	---	---	---	---	48,196
TITCBOR	TITAN (CB)	7,098	---	---	---	---	---	---	113,683
OLTHBOR	TPA SA (CR)	---	---	---	---	---	---	---	750
TRESTATESBOR	TRADE ESTATES REIC (CR)	---	---	---	---	---	---	---	---
VIOBOR	VIOHALCO SA/IV (CB)	300	---	---	---	---	---	---	---

## Stock Lending Notes

[1] - Multilateral contracts Lending or Borrowing as per Methods 8-1, 8-2 and 8-3-3 (According to ATHEX BoD Resolution No.17)

[2] - Bilateral Contracts Lending or Borrowing as per Methods 8-3-1 and 8-3-2 & Contracts as per Method 4 (According to ATHEX BoD Resolution No.20)

[3] - The information concerning OTC Stock Borrowing Transactions is based on the statements of the Dematerialised Securities System (DSS) operators involved and refers to volumes that have been registered up until the previous working day.

[4] - Average Price (Volume weighted)

[5] - The Data concerning Open Interest before the start of trading session

## Sectors codification for listed companies

12003 -	ETF	10101010	Computer Services
10101015	Software	10102030	Computer Hardware
15101010	Telecommunications Equipment	15102015	Telecommunications Services
20101010	Health Care Facilities	20102010	Medical Equipment
20103015	Pharmaceuticals	30101010	Banks
30202000	Diversified Financial Services	30202010	Asset Managers & Custodians
30202015	Investment Services	30204000	Closed End Investments
30302010	Full Line Insurance	30302015	Insurance Brokers
30302025	Property and Casualty Insurance	35101010	Real Estate Holding and Development
35101015	Real Estate Services	35102000	Diversified REITs
35102045	Retail REITs.	40202015	Household Furnishings
40202020	Household Appliance	40203040	Electronic Entertainment
40204020	Clothing & Accessories	40301010	Entertainment
40301030	Publishing	40301035	Radio & TV Broadcasters
40401010	Diversified Retailers	40401020	Apparel Retailers
40401025	Home Improvement Retailers	40401030	Specialty Retailers
40501010	Airlines	40501015	Travel & Tourism
40501020	Casinos & Gambling	40501025	Hotels & Motels
45101015	Distillers & Vintners	45101020	Soft Drinks
45102010	Farming Fishing Ranching & Plantations	45102020	Food Products
45103010	Tobacco	45201010	Food Retailers & Wholesalers
45201020	Personal Products	50101010	Construction
50101020	Building Roof/Wallboard and Plumbing	50101030	Cement
50101035	Building Materials: Other	50202010	Electrical Components
50203015	Plastics	50203030	Containers & Packaging
50204000	Machinery: Industrial	50204020	Machinery: Construction & Handling
50205010	Industrial Suppliers	50205020	Back Office Support HR & Consulting
50205030	Forms & Bulk Printing Services	50206015	Commercial Vehicles & Parts
50206030	Marine Transportation	50206060	Transportation Services
55101000	Diversified Materials	55101020	Textile Products
55102000	General Mining	55102010	Iron & Steel
55102015	Metal Fabricating	55102035	Aluminum
60101020	Oil Refining and Marketing	65101010	Alternative Electricity
65101015	Conventional Electricity	65102000	Multi-Utilities
65102030	Water		



**Λεωφ.Αθηνών 110 | 104 42 Αθήνα**  
**110 Athinon Ave | 104 42 Athens GR**  
**T +30 210 3366 800**  
<https://athens.euronext.com/>

