


26

EN.A. Growth

Ημερήσιο Δελτίο Συναλλακτικής
Δραστηριότητας

Daily Official List
of Trading Activity



Disclaimer:

Hellenic Exchanges – Athens Stock Exchange S.A. (HELEX), endeavors to ensure that the data and other material ("Information") presented on the Daily Official List of the EN.A. Growth are accurate and complete, but it is not liable for any errors or omissions of data or /and for the accuracy, credibility, updating and completeness of the aforesaid information nor it has any liability arising directly or indirectly from the use of the above Information.

All contents of the Daily Official List of the EN.A. Growth are provided only for information purposes and do not constitute investment advice or solicitation to invest in securities or other products listed for trading on HELEX.

You acknowledge and agree that HELEX is the owner of any property rights related to any Information appearing on the Daily Official List of the EN.A. Growth including intellectual property rights copyright, trademarks, etc.

The above data are a property of the Hellenic Exchanges – Athens Stock Exchange S.A. and are copyright protected. Users are forbidden to reproduce, modify, copy, sale, transmit or redistribute, by all reproduction means and methods, part or the whole of the above data, without reference to their source.

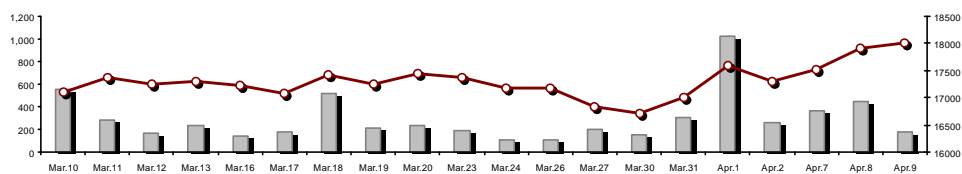
Hellenic Exchanges - Athens Stock Exchange S.A.

110 Athinon Ave., 10442 Athens, Tel: (210) 33.66.800, Fax: (210) 32.13.938

www.athexgroup.gr

Summary of Market

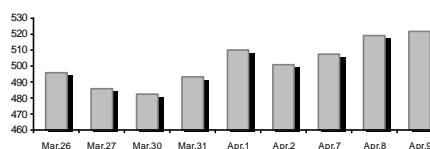
Athex EN.A. Growth Share Price Index vs Shares Transactions Value



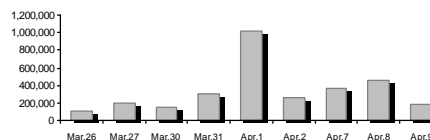
Shares Transactions Value (€)

Athex EN.A. Growth Share Price Index | % daily chn

Total Transactions Value (€):	177,365.32	Athex Capitalisation (€)	
Athex Capitalisation (€):	521,924,746.94		
Daily change: € %	2,749,929.23	0.53%	
Yearly Avg Capitalisation: € % chng prev year Avg	536,329,710.26	-21.21%	
Athex EN.A. Growth Share Price Index % daily chng	18,004.61	0.53%	
Athex EN.A. Growth Share Price Index Capitalisation (€)	521,924,746.94		
Daily change (€)	2,749,929.23		

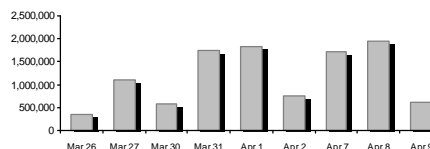


Shares Transactions Value (€)	177,365.32	Value of Transactions (€)	
Daily change: € %	-273,924.54	-60.70%	
YTD Avg Trans. Value: € % chng prev year Avg	531,522.58	-27.13%	
Blocks of Shares Transactions Value (€)	0.00		



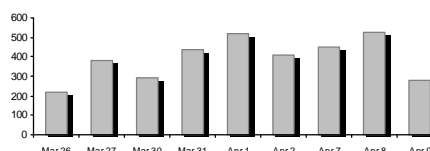
Bonds Transactions Value (thou. €) 0.00

Shares Transactions Volume (pieces)	619,058.00	Volume of Transactions	
Daily change: pieces %	-1,315,376.00	-68.00%	
YTD Avg Volume: pieces % chng prev year Avg	2,041,695.37	-5.23%	
Blocks of Shares Transactions Volume (pieces)	0.00		



Bonds Transactions Volume 0

Shares Trades Number	279	Number of Trades	
Daily change: number %	-243	-46.55%	
YTD Avg Derivatives Trades number % chng prev year Avg	580	-9.21%	
Number of Blocks of Shares	0		



Number of Bonds Transactions 0

Daily Fluctuation of Athex EN.A. Growth Price Index



Athex EN.A. Growth Share Price Index at 08/04/2026

Daily Fluctuation of Athex EN.A. Growth Price Index at 09/04/2026

Athex Indices

Index name	09/04/2026	08/04/2026	pts.	%	Min	Max	Year min	Year max	Year change
ATHEX EN.A. Growth Price Index	18,004.61 #	17,909.75	94.86	0.53%	17,694.06	18,120.74	16,564.67	20,788.55	-9.00% €

Top 10 best & worst performing Shares

With positive Price change	Closing price	change	With negative Price change	Closing price	change
PHOENIX VEGA (CR)	0.063	3.64% #	FOODLINK S.A. (CR)	1.13	-4.26% €
GALAXY COSMOS MEZZ (CR)	0.426	3.15% #	MEDITERRA (CR)	1.50	-1.96% €
EUROXX (CR)	5.10	0.99% #	SOFTWeb (CR)	2.94	-0.34% €
CAIRO MEZZ (CR)	0.320	0.16% #	TREK DEVELOPMENT (CR)	3.19	-0.31% €
SUNRISEMEZZ (CR)	0.170	0.00% -			
VIDAVO (CR)	7.35	0.00% -			
DOPPLER (CR)	0.848	0.00% -			

With the highest Transactions Value	Value (thou. €)	change	With the highest Transactions Volume	Volume	change
FOODLINK S.A. (CR)	59.72	-4.26% €	PHOENIX VEGA (CR)	267,597	3.64% #
CAIRO MEZZ (CR)	36.75	0.16% #	CAIRO MEZZ (CR)	115,264	0.16% #
GALAXY COSMOS MEZZ (CR)	34.82	3.15% #	SUNRISEMEZZ (CR)	95,819	0.00% -
PHOENIX VEGA (CR)	16.68	3.64% #	GALAXY COSMOS MEZZ (CR)	82,592	3.15% #
SUNRISEMEZZ (CR)	16.29	0.00% -	FOODLINK S.A. (CR)	53,325	-4.26% €
TREK DEVELOPMENT (CR)	5.14	-0.31% €	TREK DEVELOPMENT (CR)	1,613	-0.31% €
EUROXX (CR)	3.42	0.99% #	MEDITERRA (CR)	1,000	-1.96% €
SOFTWeb (CR)	2.80	-0.34% €	SOFTWeb (CR)	950	-0.34% €
MEDITERRA (CR)	1.50	-1.96% €	EUROXX (CR)	670	0.99% #
DOPPLER (CR)	0.18	0.00% -	DOPPLER (CR)	218	0.00% -

Number of Listed Shares	Nominal Value	Dividends [1]			Date of Last Coupon		Note	Shares	Closing price	% change	Previous closing price/date	Open price	Price min	Price max	Last price	Avg price	Last Bid [7]	Last Ask [7]	P/E after tax	Year	Volume	Trades	Transactions Value	Company Mkt Value (€) [3,5]	Year low	Year high	Sector[4]	
		2023	2024	2025	Dividend [2]	Right																						
309,096,827	0.100	---	---	---	29/09/2020	---	CAIRO MEZZ (CR)	0.320	0.16 P	0.320	08/04/2026	0.304	0.304	0.322	0.320	0.319	10000@0.314	500@0.321	---	2024	115,264	73	36,750.95	98,910.980.285	0.476	30202010		
12,481,290	0.040	---	---	---	19/08/2008	14/06/2024	---	DOPPLER (CR)	0.848	---	0.848	08/04/2026	0.850	0.840	0.850	0.840	0.848	50@0.818	90@0.848	---	---	218	3	184.80	10,584.130.745	0.995	50204000	
3,120,000	0.100	---	---	---	10/08/2023	---	---	DOTSOFT (CR)	27.40	---	27.40	08/04/2026	---	---	---	---	---	50@26.00	100@27.60	---	2024	---	---	---	85,488.0024.40	29.00	10101010	
14,791,000	0.360	---	---	---	05/05/2010	12/05/2008	---	EUROXX (CR)	5.10	0.99 P	5.05	24/03/2026	5.10	5.10	5.10	5.10	5.10	10@5.10	---	---	2024	670	1	3,417.00	75,434.10	5.05	5.10	30202015
33,352,551	0.100	---	---	---	12/06/2012	25/08/2023	---	FOODLINK S.A. (CR)	1.13	-4.26 E	1.18	08/04/2026	1.18	1.09	1.18	1.13	1.12	15@1.11	1935@1.13	---	---	53,325	80	59,716.70	37,521.62	1.01	1.57	50205010
86,941,164	0.024	---	---	---	26/11/2025	---	---	GALAXY COSMOS MEZZ (CR)	0.426	3.15 P	0.413	08/04/2026	0.411	0.411	0.427	0.426	0.422	500@0.421	4200@0.427	---	2024	82,592	61	34,816.23	36,993.470.321	0.524	30202010	
7,300,000	0.500	0.0499	0.0548	---	06/08/2025	28/02/2008	---	MEDITERRA (CR)	1.50	-1.96 E	1.53	02/04/2026	1.50	1.50	1.50	1.50	1.50	500@1.40	200@1.50	---	2024	1,000	1	1,500.00	10,950.00	1.35	1.62	45102020
3,333,500	0.300	---	---	---	13/07/2020	09/12/2008	---	OPTRONICS TECHNOLOGIES (CR)	2.10	---	2.10	08/04/2026	---	---	---	---	---	---	270@2.28	---	2024	---	---	---	7,000.35	2.10	2.50	10102015
1,250,367,229	0.008	---	0.0064	---	24/06/2025	27/11/2024	---	PHOENIX VEGA (CR)	0.063	3.64 P	0.060	08/04/2026	0.059	0.059	0.064	0.063	0.062	45250@0.062	55421@0.063	---	2024	267,597	26	16,678.11	78,272.990.049	0.075	30202010	
5,993,467	0.120	---	---	---	23/07/2024	---	---	SOFTWeb (CR)	2.94	-0.34 E	2.95	08/04/2026	2.98	2.91	3.00	2.95	2.94	66@2.87	490@2.92	---	---	950	10	2,796.90	17,620.79	2.55	3.58	10101015
178,623,895	0.031	---	---	---	27/11/2024	---	---	SUNRISEMEZZ (CR)	0.170	---	0.170	08/04/2026	0.170	0.165	0.174	0.174	0.170	1000@0.170	1000@0.173	---	2024	95,819	12	16,289.51	30,366.060.133	0.213	30202010	
7,865,000	0.200	---	---	---	17/11/2025	---	---	TREK DEVELOPMENT (CR)	3.19	-0.31 E	3.20	08/04/2026	3.19	3.18	3.19	3.19	3.19	100@3.16	89@3.19	---	2025	1,613	10	5,136.87	25,089.35	2.76	3.47	50101015
1,046,653	1.05	---	---	---	08/06/2010	04/08/2025	---	VIDAVO (CR)	7.35	---	7.35	02/04/2026	7.85	7.80	7.85	7.80	7.83	100@6.65	50@7.80	---	2024	10	2	78.25	7,692.90	6.80	8.70	20101025

Shares' Notes

Code	Note text
------	-----------

- | | |
|-----|--|
| () | - Adjusted dividends. |
| * | - Last adjusted closing price. |
| [1] | - Net dividends. |
| [2] | - The "Date of Last Coupon" for New listings refers to the date company's stocks started to trade in Athex |
| [3] | - The Company Market Value is referred to the number of listed shares |
| [4] | - Sectors codification can be found in Appendix A |
| [5] | - The Market Value refers to the total number of shares listed (including their several classes) in the exchange by the company. |
| [6] | - P/E greater than 100 |
| [7] | - Last view of the Order Book before the end of the trading session |
-

Blocks Data

Stocks	Block Volume	Price	Block Trade Value	Time of approval	Note
--------	--------------	-------	-------------------	------------------	------

No Blocks Transactions.

Blocks Notes

- | | |
|---|-------------------------------|
| 2 - SPOT 1 or SPOT 2 Packet | 11 - Total Assets > 500 bil |
| 3 - Block with Short Selling | 12 - Sell Offer through Athex |
| 4 - Buy to Close Block | 13 - Forced Sale of NMOE |
| 6 - Simultaneous Constitution | 14 - Restoration Packet |
| 7 - Repurchase Agreement | 15 - Market Maker Packet |
| 8 - Dispersion's Achievement (Not Listed) | 16 - Short Selling |
| 9 - Dispersion's Achievement (Listed) | 18 - SPOT 1 Packet |
| 10 - Share Capital Majority of Greek State (> 50 bil) | 20 - Method 6-1 Packet |

Rights Data

Occured date	Exercise from	Exercise until	Trading until	Rights	Price min	Price max	Closing price	Last Bid	Last Ask	Volume	Trades	Transactions Value
--------------	---------------	----------------	---------------	--------	-----------	-----------	---------------	----------	----------	--------	--------	--------------------

No Rights Transactions.

Non Convertible Corporate Bonds - EN.A. Growth

Num Listed Bonds	Nominal price	Issue price	Today's Rate	Exp. Date	Duration (years)	Note	Coupon attached		Trading	Non Convertible Corporate Bonds - EN.A.	Accrued Int.	Yield.T.Mat	Price min	Price max	Closing price	Previous closing price/date	Volume	Transactions Value	Last order			Year min	Year max	
							Common	Preferred											Price	Buy / Sell	Date			
4,075	1,000.00	1,000.00	4.50	22/12/2026	5	---	9	---	1	R ENERGY 1 S.A. (Non Convertible)	14.2500	4.9750	---	---	---	99.0000	16/03/2026	---	---	98.0100	B	09/04/2026	97.7681	99.9990

Corporate Bonds Notes

Transactions Volume = (Pieces) * (Nominal Price). Transactions Value = (Pieces) * (Nominal Price) * (price %) + (Accrued interest).

The price of a Bond is stated as a percentage (%) of Bond's Nominal Price.

Nominal Price in Euros (€), except if it is noted differently.

ATHEXGROUP

Athens Exchange Group

Λεωφ. Αθηνών 110 | 104 42 Αθήνα
110 Athinon Ave | 104 42 Athens GR
T +30 210 3366 800
www.athexgroup.gr