

26

ΕΝΑΛΛΑΚΤΙΚΗ ΑΓΟΡΑ  
Ημερήσιο Δελτίο Συναλλακτικής  
Δραστηριότητας

ALTERNATIVE MARKET  
Daily Official List  
of Trading Activity



**Disclaimer:**

Hellenic Exchanges – Athens Stock Exchange S.A. (HELEX), endeavors to ensure that the data and other material ("Information") presented on the Daily Official List of the Alternative Market (ena) are accurate and complete, but it is not liable for any errors or omissions of data or /and for the accuracy, credibility, updating and completeness of the aforesaid information nor it has any liability arising directly or indirectly from the use of the above Information.

All contents of the Daily Official List of the Alternative Market (ENA) are provided only for information purposes and do not constitute investment advice or solicitation to invest in securities or other products listed for trading on HELEX.

You acknowledge and agree that HELEX is the owner of any property rights related to any Information appearing on the Daily Official List of the Alternative Market (ENA) including intellectual property rights copyright, trademarks, etc.

The above data are a property of the Hellenic Exchanges – Athens Stock Exchange S.A. and are copyright protected. Users are forbidden to reproduce, modify, copy, sale, transmit or redistribute, by all reproduction means and methods, part or the whole of the above data, without reference to their source.

---

**Hellenic Exchanges - Athens Stock Exchange S.A.**

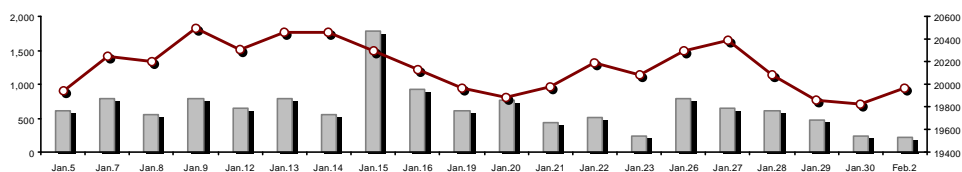
110 Athinon Ave., 10442 Athens, Tel: (210) 33.66.800, Fax: (210) 32.13.938

[www.athexgroup.gr](http://www.athexgroup.gr)

---

Summary of Market

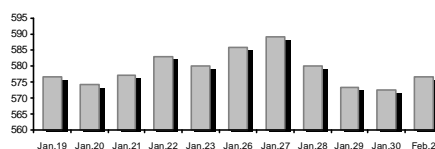
Athex Alternative Market Share Price Index vs Shares Transactions Value



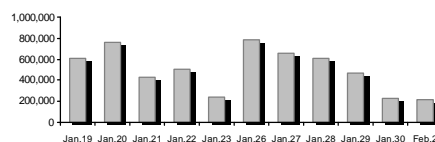
Shares Transactions Value (€)

Athex Alternative Market Share Price Index | % daily

Total Transactions Value (€):	214,953.96	Athex Capitalisation (€)	
Athex Capitalisation (€):	576,627,426.85		
Daily change: €   %	3,995,662.50	0.70%	
Yearly Avg Capitalisation: €   % chng prev year Avg	581,541,186.81	-12.95%	
Athex Alternative Market Share Price Index   % daily chng	19,965.93	0.70%	
Athex Alternative Market Share Price Index Capitalisation (€)	576,627,426.85		
Daily change (€)	3,995,662.50		

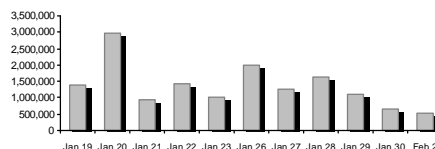


Shares Transactions Value (€)	214,953.96	Value of Transactions (€)	
Daily change: €   %	-18,268.23	-7.83%	
YTD Avg Trans. Value: €   % chng prev year Avg	634,079.50	-13.07%	
Blocks of Shares Transactions Value (€)	0.00		



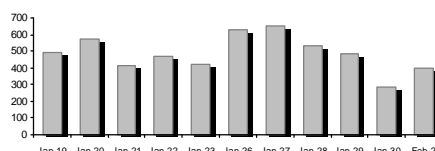
Bonds Transactions Value (thou. €) 0.00

Shares Transactions Volume (pieces)	510,607.00	Volume of Transactions	
Daily change: pieces   %	-154,435.00	-23.22%	
YTD Avg Volume: pieces   % chng prev year Avg	1,830,893.14	-15.01%	
Blocks of Shares Transactions Volume (pieces)	0.00		



Bonds Transactions Volume 0

Shares Trades Number	400	Number of Trades	
Daily change: number   %	116	40.85%	
YTD Avg Derivatives Trades number   % chng prev year Avg	561	-12.18%	
Number of Blocks of Shares	0		



Number of Bonds Transactions 0

Daily Fluctuation of Athex Alternative Market Price Index



Athex Alternative Market Share Price Index at 30/01/2026

Daily Fluctuation of Athex Alternative Market Price Index at 02/02/2026

### Athex Indices

Index name	02/02/2026	30/01/2026	pts.	%	Min	Max	Year min	Year max	Year change
ATHEX Alternative Market Price Index	19,965.93 #	19,827.58	138.35	0.70%	19,755.85	20,280.34	19,755.85	20,788.55	0.91% #

Top 10 best & worst performing Shares

With positive Price change	Closing price	change	With negative Price change	Closing price	change
VIDAVO (CR)	7.50	3.45% #	SOFTWeb (CR)	3.02	-2.58% €
GALAXY COSMOS MEZZ (CR)	0.488	2.31% #	DOPPLER (CR)	0.855	-0.58% €
CAIRO MEZZ (CR)	0.423	1.56% #	SUNRISEMEZZ (CR)	0.195	-0.41% €
DOTSOFT (CR)	27.00	1.50% #			
TREK DEVELOPMENT (CR)	3.16	0.64% #			
PHOENIX VEGA (CR)	0.069	0.00% -			
FOODLINK S.A. (CR)	1.38	0.00% -			

With the highest Transactions Value	Value (thou. €)	change	With the highest Transactions Volume	Volume	change
CAIRO MEZZ (CR)	60.12	1.56% #	PHOENIX VEGA (CR)	184,286	0.00% -
FOODLINK S.A. (CR)	43.97	0.00% -	CAIRO MEZZ (CR)	142,200	1.56% #
GALAXY COSMOS MEZZ (CR)	37.72	2.31% #	GALAXY COSMOS MEZZ (CR)	77,494	2.31% #
TREK DEVELOPMENT (CR)	23.28	0.64% #	SUNRISEMEZZ (CR)	42,286	-0.41% €
DOPPLER (CR)	19.62	-0.58% €	FOODLINK S.A. (CR)	32,110	0.00% -
PHOENIX VEGA (CR)	12.63	0.00% -	DOPPLER (CR)	23,514	-0.58% €
SUNRISEMEZZ (CR)	8.26	-0.41% €	TREK DEVELOPMENT (CR)	7,341	0.64% #
DOTSOFT (CR)	4.08	1.50% #	SOFTWeb (CR)	885	-2.58% €
SOFTWeb (CR)	2.67	-2.58% €	VIDAVO (CR)	340	3.45% #
VIDAVO (CR)	2.60	3.45% #	DOTSOFT (CR)	151	1.50% #

Number of Listed Shares	Nominal Value	Dividends [1]			Date of Last Coupon		Note	Shares	Closing price	% change	Previous closing price/date	Open price	Price min	Price max	Last price	Avg price	Last Bid [7]	Last Ask [7]	P/E after tax	Year	Volume	Trades	Transactions Value	Company Mkt Value (€) [3,5]	Year low	Year high	Sector[ 4]	
		2023	2024	2025	Dividend [2]	Right																						
309,096,827	0.100	---	---	---	29/09/2020	---	CAIRO MEZZ (CR)	0.423	1.56 P	0.416	30/01/2026	0.416	0.416	0.428	0.420	0.423	7481@0.420	105@0.420	---	2024	142,200	93	60,123.90	130,593.410.410	0.476	30202010		
12,481,290	0.040	---	---	---	19/08/2008	14/06/2024	---	DOPPLER (CR)	0.855	-0.58 E	0.860	30/01/2026	0.825	0.820	0.855	0.855	0.834	232@0.850	1586@0.855	---	---	23,514	40	19,616.17	10,671.500.800	0.920	50204000	
3,120,000	0.100	---	---	---	10/08/2023	---	---	DOTSOFT (CR)	27.00	1.50 P	26.60	29/01/2026	29.00	27.00	29.00	27.00	27.01	50@25.40	240@26.60	---	2024	151	7	4,079.00	84,240.0026.00	29.00	10101010	
14,791,000	0.360	---	---	---	05/05/2010	12/05/2008	---	EUROXX (CR)	5.05	---	5.05	07/10/2025	---	---	---	---	500@5.05	---	---	2024	---	---	---	74,694.55	5.05	5.05	30202015	
33,352,551	0.100	---	---	---	12/06/2012	25/08/2023	---	FOODLINK S.A. (CR)	1.38	---	1.38	30/01/2026	1.40	1.34	1.40	1.38	1.37	13@1.37	6580@1.40	---	---	32,110	54	43,965.26	45,859.76	1.20	1.57	50205010
86,941,164	0.024	---	---	---	26/11/2025	---	---	GALAXY COSMOS MEZZ (CR)	0.488	2.31 P	0.477	30/01/2026	0.462	0.462	0.493	0.488	0.487	8987@0.488	3859@0.490	---	2024	77,494	75	37,720.24	42,427.290.431	0.524	30202010	
7,300,000	0.500	0.0499	0.0548	---	06/08/2025	28/02/2008	---	MEDITERRA (CR)	1.48	---	1.48	30/01/2026	---	---	---	---	200@1.41	145@1.54	---	2024	---	---	---	10,804.00	1.35	1.62	45102020	
3,333,500	0.300	---	---	---	13/07/2020	09/12/2008	---	OPTRONICS TECHNOLOGIES (CR)	2.30	---	2.30	29/01/2026	---	---	---	---	180@2.10	235@2.30	---	2024	---	---	---	7,667.05	2.30	2.50	10102015	
1,250,367,229	0.008	---	0.0064	---	24/06/2025	27/11/2024	---	PHOENIX VEGA (CR)	0.069	---	0.069	30/01/2026	0.068	0.068	0.070	0.069	0.069	21000@0.068	6000@0.068	---	2024	184,286	38	12,634.15	85,775.190.068	0.075	30202010	
5,393,467	0.120	---	---	---	23/07/2024	---	---	SOFTWeb (CR)	3.02	-2.58 E	3.10	30/01/2026	3.00	3.00	3.10	3.02	3.02	10@3.02	285@3.14	---	---	885	13	2,673.25	16,288.27	3.00	3.58	10101015
178,623,895	0.031	---	---	---	27/11/2024	---	---	SUNRISEMEZZ (CR)	0.195	-0.41 E	0.196	30/01/2026	0.200	0.193	0.200	0.200	0.195	5031@0.193	4@0.194	---	2024	42,286	23	8,260.37	34,903.110.185	0.213	30202010	
7,865,000	0.200	---	---	---	17/11/2025	---	---	TREK DEVELOPMENT (CR)	3.16	0.64 P	3.14	30/01/2026	3.18	3.01	3.20	3.16	3.17	1000@3.10	3500@3.17	---	---	7,341	47	23,279.37	24,853.40	3.01	3.47	50101015
1,046,653	1.05	---	---	---	08/06/2010	04/08/2025	---	VIDAVO (CR)	7.50	3.45 P	7.25	30/01/2026	7.90	7.50	7.95	7.50	7.65	65@7.20	30@7.50	---	2024	340	10	2,602.25	7,849.90	6.80	8.00	20101025

---

**Shares' Notes**

---

Code	Note text
( )	- Adjusted dividends.
*	- Last adjusted closing price.
[1]	- Net dividends.
[2]	- The "Date of Last Coupon" for New listings refers to the date company's stocks started to trade in Athex
[3]	- The Company Market Value is referred to the number of listed shares
[4]	- Sectors codification can be found in Appendix A
[5]	- The Market Value refers to the total number of shares listed (including their several classes) in the exchange by the company.
[6]	- P/E greater than 100
[7]	- Last view of the Order Book before the end of the trading session

---

---

## Blocks Data

---

Stocks	Block Volume	Price	Block Trade Value	Time of approval	Note
--------	--------------	-------	-------------------	------------------	------

---

No Blocks Transactions.

---

---

## Blocks Notes

---

2 - SPOT 1 or SPOT 2 Packet	11 - Total Assets > 500 bil
3 - Block with Short Selling	12 - Sell Offer through Athex
4 - Buy to Close Block	13 - Forced Sale of NMOE
6 - Simultaneous Constitution	14 - Restoration Packet
7 - Repurchase Agreement	15 - Market Maker Packet
8 - Dispersion's Achievement (Not Listed)	16 - Short Selling
9 - Dispersion's Achievement (Listed)	18 - SPOT 1 Packet
10 - Share Capital Majority of Greek State (> 50 bil)	20 - Method 6-1 Packet

Rights Data

Occured date	Exercise from	Exercise until	Trading until	Rights	Price min	Price max	Closing price	Last Bid	Last Ask	Volume	Trades	Transactions Value
--------------	---------------	----------------	---------------	--------	-----------	-----------	---------------	----------	----------	--------	--------	--------------------

No Rights Transactions.

**Non Convertible Corporate Bonds - Alternative Market**

Num Listed Bonds	Nominal price	Issue price	Today's Rate	Exp. Date	Duration (years)	Note	Coupon attached		Trading	Non Convertible Corporate Bonds -	Accrued Int.	Yield.T.Mat	Price min	Price max	Closing price	Previous closing price/date	Volume	Transactions Value	Last order			Year min	Year max	
							Common	Preferred											Price	Buy / Sell	Date			
4,075	1,000.00	1,000.00	4.50	22/12/2026	5	---	9	---	1	R ENERGY 1 S.A. (Non Convertible)	5.5000	4.7670	---	---	---	99.0000	28/01/2026	---	---	96.1501	B	02/02/2026	99.0000	99.0000

**Corporate Bonds Notes**

Transactions Volume = (Pieces) \* (Nominal Price). Transactions Value = (Pieces) \* (Nominal Price) \* (price %) + (Accrued interest).

The price of a Bond is stated as a percentage (%) of Bond's Nominal Price.

Nominal Price in Euros (€), except if it is noted differently.

# ATHEXGROUP

Athens Exchange Group

Λεωφ. Αθηνών 110 | 104 42 Αθήνα  
110 Athinon Ave | 104 42 Athens GR  
T +30 210 3366 800  
[www.athexgroup.gr](http://www.athexgroup.gr)