

26

Ημερήσιο Δελτίο
Συναλλακτικής Δραστηριότητας

Daily Official List
of Trading Activity



Disclaimer:

Hellenic Exchanges-Athens Stock Exchange S.A endeavours to ensure that the data and other material ("Information") presented on the Daily Official List are accurate and complete, but it is not liable for any errors or omissions of data or /and for the accuracy, credibility, updating and completeness of the aforesaid information nor it has any liability arising directly or indirectly from the use of the above Information.

The Company is not liable for the accuracy of the data included in listed companies' announcements. Only the sender of such an announcement is fully and solely liable for any infringement of third party's rights from the content of such announcement, All contents of the Daily Official List are provided only for information purposes and do not constitute investment advice or solicitation to invest in securities or other products listed for trading on the Exchange.

You acknowledge and agree that the Company is the owner of any property rights related to any Information appearing on the Daily Official List including intellectual property rights copyright, trademarks, etc.

The above data are a property of the Hellenic Exchanges-Athens Exchange and are copyright protected. Users are forbidden to reproduce, modify, copy, sale, transmit or redistribute, by all reproduction means and methods, part or the whole of the above data, without reference to their source.

The commercial exploitation of these data is, also, forbidden by third parties. Hellenic Exchanges-Athens Exchange does not carry any responsibility, direct or indirect, derived from usage or accidental alteration of the above data when used by third parties.

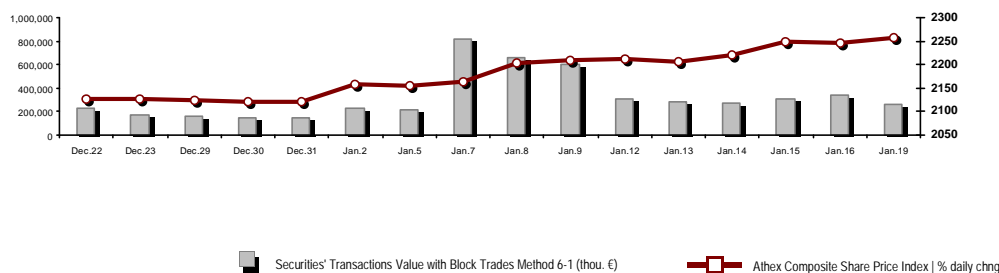
Hellenic Exchanges – Athens Stock Exchange S.A.

110 Athinon Ave., 10442 Athens, Tel: (210) 33.66.800, Fax: (210) 32.13.938

www.athexgroup.gr

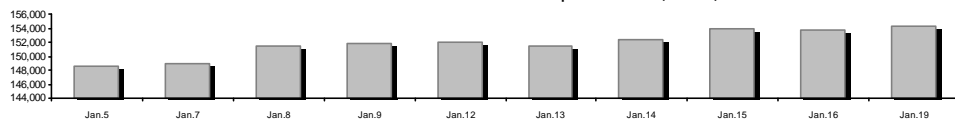
Summary of Markets

Athex Composite Share Price Index vs Shares and Derivatives Transactions Value

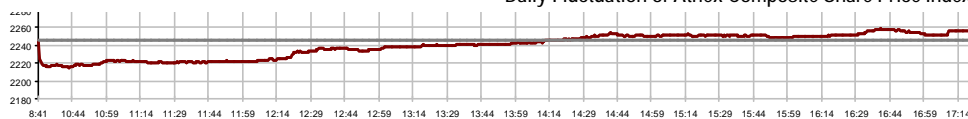


Athex Capitalisation (mill. €)**:	154,355.36	Derivatives Total Open Interest	1,454,752
Daily change: mill. € %	658.80 0.43%	in Index Futures % daily chng	8,912 -9.58%
Yearly Avg Capitalisation: mill. € % chng prev year Avg	151,530.58 18.67%	in Stock Futures % daily chng	1,440,088 -0.31%
Athex Composite Share Price Index % daily chng	2,256.32 0.48%	in Index Options % daily chng	2,319 -59.34%
Athex Composite Share Price Index Capitalisation (mill. €)	144,186.61	in Stock Options % daily chng	3,433 -29.74%
Daily change (mill. €)	634.63		
Securities' Transactions Value with Block Trades Method 6-1 (t)	267,024.38	Derivatives Contracts Volume:	38,418
Daily change: %	-71,696.76 -21.17%	Daily change: pieces %	7,275 23.36%
YtD Avg Trans. Value: thou. € % chng prev year Avg	390,243.49 80.60%	YtD Avg Derivatives Contracts % chng prev year Avg	30,658 -46.76%
Blocks Transactions Value of Method 6-1 (thou. €)	14,913.19	Derivatives Trades Number:	2,802
Blocks Transactions Value of Method 6-2 & 6-3 (thou. €)	0.00	Daily change: number %	486 20.98%
Bonds Transactions Value (thou.€)	1,426.69	YtD Avg Trades number % chng prev year Avg	2,130 -3.69%
Securities' Transactions Volume with Block Trades Method 6-1 (tho)	41,904.32	Lending Total Open Interest	546,735
Daily change: thou. pieces %	-6,631.00 -13.66%	Daily change: pieces %	-182,966 -25.07%
YtD Avg Volume: % chng prev year Avg	68,671.54 64.73%	Lending Volume (Multilateral/Bilateral)	16,238
Blocks Transactions Volume of Method 6-1 (thou. Pieces)	2,572.04	Daily change: pieces %	-26,376
Blocks Transactions Volume of Method 6-2 & 6-3 (thou. Pieces)	0.00	Multilateral Lending	13,238
Bonds Transactions Volume	1,423,000	Bilateral Lending	3,000
Securities' Trades Number with Block Trades Method 6-1	62,630	Lending Trades Number:	11
Daily change: number %	-5,670 -8.30%	Daily change: %	-4
YtD Avg Trades number % chng prev year Avg	63,584 26.90%	Multilateral Lending Trades Number	9
Number of Blocks Method 6-1	26	Bilateral Lending Trades Number	2
Number of Blocks Method 6-2 & 6-3	0		
Number of Bonds Transactions	224		

Athex Capitalisation (mill. €)**



Daily Fluctuation of Athex Composite Share Price Index



Athex Composite Share Price Index at 16/01/2026

Daily Fluctuation of Athex Composite Share Price Index at 19/01/2026

Athex Indices

Index name	19/01/2026	16/01/2026	pts.	%	Min	Max	Year min	Year max	Year change
Athex Composite Share Price Index	2,256.32 #	2,245.61	10.71	0.48%	2,214.74	2,258.86	2,120.71	2,258.86	6.39% #
Athex Composite Index Total Return Index	4,448.42 #	4,426.11	22.31	0.50%	4,366.44	4,453.42	4,179.92	4,453.42	6.42% #
Athex ESG Index	2,680.52 #	2,666.43	14.09	0.53%	2,628.73	2,683.51	2,502.24	2,683.51	7.12% #
ATHEX Small Cap Price Index	2,547.12 €	2,556.18	-9.06	-0.35%	2,515.06	2,556.18	2,515.06	2,627.20	-0.07% €
ATHEX Alternative Market Price Index	19,963.00 €	20,124.37	-161.37	-0.80%	19,756.19	20,124.37	19,756.19	20,713.71	0.90% #
FTSE/Athex Large Cap	5,733.10 #	5,705.43	27.67	0.48%	5,624.14	5,741.14	5,351.12	5,741.14	7.14% #
FTSE/Athex Mid Cap Index	2,857.59 #	2,844.38	13.21	0.46%	2,792.13	2,857.59	2,792.13	2,906.28	1.15% #
FTSE/ATHEX High Dividend Yield Index	4,929.50 €	4,966.43	-36.93	-0.74%	4,896.94	4,966.43	4,896.94	5,033.53	-0.26% €
FTSE/Athex Market Index	1,358.25 #	1,349.11	9.14	0.68%	1,329.74	1,359.72	1,261.06	1,359.72	7.71% #
FTSE/Athex Banks	2,668.50 #	2,622.72	45.78	1.75%	2,571.16	2,669.32	2,293.85	2,669.32	16.33% #
FTSE/ATHEX TECHNOLOGY & TELECOMMUNICAT	6,709.65 €	6,773.45	-63.80	-0.94%	6,666.27	6,773.45	6,666.27	6,900.98	-0.96% €
FTSE/ATHEX HEALTH CARE	5,134.50 €	5,164.66	-30.16	-0.58%	5,109.74	5,168.62	5,053.99	5,314.51	1.05% #
FTSE/ATHEX FINANCIAL SERVICES	12,470.32 #	12,258.17	212.15	1.73%	12,017.68	12,474.35	10,727.19	12,474.35	16.25% #
FTSE/ATHEX REAL ESTATE	5,658.37 #	5,615.64	42.73	0.76%	5,562.21	5,665.43	5,562.21	5,728.23	0.75% #
FTSE/ATHEX CONSUMER DISCRETIONARY	5,527.07 €	5,577.34	-50.27	-0.90%	5,488.32	5,577.34	5,488.32	5,876.98	-5.37% €
FTSE/ATHEX CONSUMER STAPLES	8,860.88 #	8,825.08	35.80	0.41%	8,753.06	8,862.27	8,640.95	9,049.50	0.55% #
FTSE/ATHEX INDUSTRIALS	10,936.83 #	10,861.91	74.92	0.69%	10,734.17	10,943.15	10,051.45	10,943.15	8.81% #
FTSE/ATHEX BASIC MATERIALS	10,029.53 #	10,020.89	8.64	0.09%	9,810.11	10,061.46	9,526.07	10,061.46	5.29% #
FTSE/ATHEX ENERGY & UTILITIES	6,790.83 €	6,855.16	-64.33	-0.94%	6,728.73	6,855.16	6,728.73	7,029.46	-1.26% €
Athex All Share Index	511.21 #	509.03	2.18	0.43%	511.21	511.21	491.73	511.21	5.56% #
Hellenic Mid & Small Cap Index	2,947.27 €	2,947.51	-0.24	-0.01%	2,904.83	2,947.51	2,895.30	2,954.83	1.79% #
FTSE/Athex Large Cap Total Return	10,259.88 #	10,210.36	49.52	0.48%			9,736.00	10,259.88	7.17% #
FTSE/Athex Mid Cap Total Return	4,099.96 #	4,081.01	18.95	0.46%			4,081.01	4,168.37	1.15% #
MSCI GREECE REBASED	9,566.58 #	9,449.98	116.60	1.23%	9,286.93	9,585.32	8,563.92	9,585.32	11.71% #
Hellenic Corporate Bond Index	144.50 €	144.53	-0.03	-0.02%			144.28	144.59	0.09% #
Hellenic Corporate Bond Price Index	93.87 €	93.90	-0.03	-0.03%			93.86	93.95	-0.07% €

Note 1: FTSE/Med 100, Hellenic Corporate Bond Price Index and Hellenic Corporate Bond Index closing prices refer to the previous trading day of 15/01/2026.

Note 2: The Hellenic Mid & Small Cap Index is a Customized index calculated by the Athens Exchange.

Analytic Figures for Athex Market's Boards and Categories

	Total Traded Securities	Main Market	Surveillance	Exchange Traded Funds (ETFs)
Totals	126	124	1	1
Gain / Lose / Same:	51 / 61 / 14	49 / 61 / 14	1 / 0 / 0	1 / 0 / 0
Athex Capitalisation (mill. €) **	154,355.36	154,323.54	31.82	
Daily Average Trans/ons Value(thou.€)	390,243.49	390,149.50	7.10	233.01
Transactions Value	267,024.38	266,765.57	0.78	258.04
Main Board:	252,111.19	251,852.38	0.78	258.04
Blocks Board 6_2_3:	14,913.19	14,913.19	0.00	0.00
Forced Sales Board:	0.00	0.00	0.00	0.00
Special Terms Board:	0.00	0.00	0.00	0.00
Daily Average Transactions Volume	68,671,543	68,680,791	7,218	4,153
Transactions Volume	41,904,320	41,899,056	736	4,528
Main Board:	39,332,279	39,327,015	736	4,528
Blocks Board 6_2_3:	2,572,041	2,572,041	0	0
Forced Sales Board:	0	0	0	0
Special Terms Board:	0	0	0	0
Daily Average Number of Trades	63,584	63,406	27	153
Number of Trades	62,630	62,486	16	128
Main Board:	62,604	62,460	16	128
Blocks Board 6_2_3:	26	26	0	0
Forced Sales Board:	0	0	0	0
Special Terms Board:	0	0	0	0

Trading Details by Athex Sectors and Financial Instruments (ETFs)

Code	Sectors	Gain / Lose / Same	Number of Trades	Transactions Volume	Transactions Value	% of Total Trans. Value
3010	- Banks	6 / 2 / 0	26,220	28,590,256	160,005,060.78	59.92%
5510	- Basic Resources	3 / 7 / 3	1,649	503,248	2,832,001.72	1.06%
5010	- Construction & Materials	7 / 5 / 1	9,719	2,923,928	29,823,978.22	11.17%
4020	- Consumer Products & Services	0 / 2 / 1	129	60,725	21,956.09	0.01%
6010	- Energy	2 / 2 / 0	2,040	372,403	4,956,286.84	1.86%
12000	- Financial Instruments	1 / 0 / 0	128	4,528	258,038.08	0.10%
3020	- Financial Services	4 / 1 / 0	298	47,615	292,770.03	0.11%
4510	- Food Beverage & Tobacco	2 / 3 / 1	309	34,529	834,791.65	0.31%
2010	- Health Care	0 / 2 / 1	130	174,322	171,573.63	0.06%
5020	- Industrial Goods & Services	6 / 11 / 1	2,029	457,591	3,326,814.79	1.25%
3030	- Insurance	0 / 2 / 0	237	220,250	509,998.82	0.19%
4030	- Media	2 / 0 / 1	213	93,527	325,868.95	0.12%
4520	- Personal Care, Drug & Grocery Stores	2 / 0 / 0	241	40,392	472,452.05	0.18%
3510	- Real Estate	7 / 3 / 2	1,874	727,637	3,536,137.95	1.32%
4040	- Retail	2 / 5 / 3	3,241	1,324,307	14,089,885.76	5.28%
1010	- Technology	4 / 7 / 0	1,955	631,755	3,313,389.27	1.24%
1510	- Telecommunications	0 / 2 / 0	1,486	189,813	3,075,728.70	1.15%
4050	- Travel & Leisure	1 / 4 / 0	4,559	4,515,033	16,732,485.09	6.27%
6510	- Utilities	2 / 3 / 0	6,173	992,461	22,445,164.21	8.41%

Top 10 best & worst performing Shares

Main Market

With positive Price change	Closing price	change	With negative Price change	Closing price	change
AVAX S.A. (CR)	3.5	8.36% #	PROODEFTIKH SA (CR)	0.43	-3.59% €
DOMIKI KRITIS SA (CR)	2.38	4.85% #	IKTINOS HELLAS SA (CR)	0.425	-3.19% €
REAL CONSULTING (CR)	6.18	3.00% #	HELLENIQ ENERGY (CR)	8.59	-3.10% €
NATIONAL BANK (CR)	15.31	2.79% #	NAKAS MUSIC	3.56	-2.73% €
EUROBANK (CR)	4.059	2.37% #	INTERLIFE G.C.I.(CR)	6.52	-2.69% €
CNL CAPITAL (CR)	7.15	2.14% #	ATTICA HOLDINGS (CR)	1.875	-2.34% €
NOVAL PROPERTY REIC (CR)	2.9	2.11% #	ILYDA S.A. (CR)	5.18	-2.26% €
DIMAND (CR)	12.1	2.11% #	E.IN.S. (CR)	1.908	-2.15% €
TRADE ESTATES REIC (CR)	1.98	2.06% #	METLEN PLC (CR)	42.74	-2.02% €
PIRAEUS BANK (CR)	8.26	1.98% #	SPACE HELLAS SA (CR)	8.16	-1.92% €
With the highest Transactions Value	Value (thou. €)	change	With the highest Transactions Volume	Volume	change
EUROBANK (CR)	48,154.56	2.37% #	EUROBANK (CR)	12,029,123	2.37% #
PIRAEUS BANK (CR)	46,492.41	1.98% #	ALPHA BANK (CR)	6,385,390	-0.23% €
NATIONAL BANK (CR)	30,923.35	2.79% #	PIRAEUS BANK (CR)	5,715,488	1.98% #
ALPHA BANK (CR)	25,250.69	-0.23% €	BALLY'S INTRALOT (CR)	3,728,848	1.14% #
GEK TERNA (CR)	15,984.85	1.14% #	NATIONAL BANK (CR)	2,045,966	2.79% #
METLEN PLC (CR)	13,341.16	-2.02% €	CrediaBank (CR)	1,616,051	1.07% #
JUMBO SA (CR)	11,174.41	-1.53% €	AVAX S.A. (CR)	1,123,782	8.36% #
OPAP (CR)	10,945.16	-1.01% €	OPAP (CR)	615,853	-1.01% €
PPC (CR)	8,299.09	0.65% #	BANK OF CYPRUS (CR)	562,952	-0.23% €
TITAN (CB)	5,128.79	0.37% #	GEK TERNA (CR)	528,680	1.14% #

Note: Stocks that are not included in the "Under Supervision" category, and the transactions value is more than 10,000 €.

Derivatives Summary

	Number of Trades	Volume	Open Interest
Index Futures	254	1,055	8,912
FTSE/Athex Banks	13	74	3,032
FTSE/Athex Large Cap	241	981	5,880
MSCI GREECE REBASED	0	0	0
Stock Futures	2,509	36,694	1,440,088
ADMIE (IPTO) HOLDING S.A. (CR)	19	163	14,480
AEGEAN AIRLINES (CR)	27	94	4,465
AKTOR S.A. HOLDING CO. (CR)	34	822	81,093
ALPHA BANK (CR)	223	5,686	52,309
ATHENS INTL AIRPORT (CR)	1	2	227
AUTOHELLAS SA (CR)	1	2	530
AVAX S.A. (CR)	96	457	3,367
BALLY'S INTRALOT (CR)	111	12,001	1,041,226
BANK OF CYPRUS (CR)	14	131	4,319
CC HBC AG (CR)	0	0	263
CENERGY HOLDINGS (CB)	33	133	4,756
CrediaBank (CR)	108	1,572	17,917
ELLAKTOR (CR)	16	117	2,638
ELVALHALCOR (CR)	26	116	4,936
EUROBANK (CR)	352	5,087	22,153
EYDAP S.A. (CR)	0	0	11,866
FOURLIS (CR)	5	9	4,953
GEK TERNA (CR)	151	688	8,625
HELLENIC EXCHANGES-A.S.E. (CR)	2	24	3,522
HELLENIQ ENERGY (CR)	28	154	5,175
INTRACOM HOLDINGS (CR)	95	378	12,303
JUMBO SA (CR)	50	194	3,069
LAMDA DEVELOPMENT SA (CR)	59	300	15,121
METLEN PLC (CR)	211	1,042	13,192
MIG (CR)	0	0	141
MOTOR OIL (CR)	10	46	1,285
NATIONAL BANK (CR)	199	1,289	15,642
OPAP (CR)	14	52	3,335
OPTIMA BANK (CR)	48	223	1,127
OTE (CR)	6	12	1,959
P.P.A. S.A. (CR)	1	1	73
PIRAEUS BANK (CR)	371	4,864	60,651
PPC (CR)	127	771	20,578
QUEST HOLDINGS (CR)	4	20	355
TITAN (CB)	9	35	249
VIOHALCO SA/NV (CB)	58	209	2,188
Index Options	38	667	2,319
FTSE/Athex Large Cap	38	667	2,319
Stock Options	1	2	3,433
ALPHA BANK (CR)	0	0	2,028
NATIONAL BANK (CR)	1	2	708
OPAP (CR)	0	0	395
OTE (CR)	0	0	45
PIRAEUS BANK (CR)	0	0	150
PPC (CR)	0	0	107
Total Derivatives Traded	2,802	38,418	1,454,752

Number of Outstanding Securities	Nominal Value	Dividends [1]			Date of Last Coupon Dividend [2]	Last Coupon Right	Note	Shares	Closing price	% change	Previous closing price/date	Open price	Price min	Price max	Last price	Avg price	Last Bid [7]	Last Ask [7]	P/E after tax	Year	Volume	Trades	Transactions Value[8]	Company Mkt Value (thou. €)	Year low	Year high	Sector[4]	
2,315,261,358	0.290	0.026	0.0303	0.0485	01/12/2025	18/04/2017	---	ALPHA BANK (CR)	3.97	-0.23	€ 3.979	16/01/2026	3.911	3.891	4	3.97	3.954	8284@3.97	1000@3.98	---	---	6,385,390	4,686	25,250,693.89	9,191,587.59	3.58	4.01	30101010
58,492,542	1.00	---	0.1	---	23/06/2025	27/01/2025	---	ALTER EGO MEDIA (CR)	6.09	0.33	P 6.07	16/01/2026	6.025	5.98	6.09	6.09	6.023	1000@6.05	1801@6.09	---	---	50,718	161	305,491.55	356,219.58	5.9	6.33	40301035
36,353,868	1.00	0.1	0.11	---	01/07/2025	21/08/2023	---	AUSTRIACARD (CB)	6.34	-1.40	€ 6.43	16/01/2026	6.41	6.26	6.41	6.34	6.31	10@6.32	956@6.34	---	---	37,334	138	235,589.34	230,483.52	6.24	6.58	10101010
1,867,802,694	0.300	---	---	---	30/05/2013	10/10/2023	---	BALLY'S INTRALOT (CR)	1.066	1.14	P 1.054	16/01/2026	1.05	1.014	1.068	1.066	1.041	15000@1.06	52279@1.07	---	---	3,728,848	1,558	3,880,053.19	1,991,077.67	1.014	1.1	40501020
435,686,031	0.100	---	0.48	0.2	22/09/2025	23/09/2024	---	BANK OF CYPRUS (CR)	8.56	-0.23	€ 8.58	16/01/2026	8.44	8.38	8.6	8.56	8.51	677@8.54	9646@8.58	---	---	562,952	1,033	4,790,611.56	3,729,472.43	7.94	8.68	30101010
212,384,903	0.08	0.14	---	---	24/06/2025	07/12/2016	---	CENERGY HOLDINGS (CB)	17.06	0.35	P 17	16/01/2026	16.6	16.56	17.1	17.06	16.888	100@17.04	1073@17.08	---	---	90,896	512	1,535,011.90	3,623,286.45	15.12	17.18	50202010
373,239,562	6.70	0.93	1.03	---	29/05/2025	29/04/2013	---	CC HBC AG (CR)	45.3	0.44	P 45.1	16/01/2026	45.04	44.98	45.34	45.3	45.126	1658@45.22	150@45.32	---	---	13,440	165	606,488.98	6,907,752.16	42.5	45.7	45101020
3,631,510,801	0.220	0.0933	0.105	0.0468	06/11/2025	20/05/2019	---	EUROBANK (CR)	4.059	2.37	P 3.965	16/01/2026	3.965	3.883	4.06	4.059	4.003	1000@4.03	22595@4.06	---	---	12,029,123	7,416	48,154,555.90	4,740,302.34	3.491	4.06	30101010
51,135,470	1.00	0.12	0.15	---	27/06/2025	23/07/2019	---	FOURLIS (CR)	4.175	-0.83	€ 4.21	16/01/2026	4.18	4.14	4.22	4.175	4.184	100@4.17	1200@4.21	---	---	47,705	158	199,576.26	213,490.59	4.14	4.4	40401010
305,635,185	2.18	0.9	0.75	0.2	19/01/2026	01/10/2003	---	HELLENIO ENERGY (CR)	8.59	-3.10	€ 8.865	16/01/2026	8.645	8.565	8.645	8.59	8.6	2005@8.59	2500@8.60	---	---	228,797	1,046	1,967,566.40	2,625,406.24	8.4	8.98	60101020
56,003,921	1.70	---	---	---	30/08/1993	25/07/2025	---	IDEAL HOLDINGS (CR)	6.43	0.47	P 6.4	16/01/2026	6.34	6.3	6.45	6.43	6.401	427@6.43	2038@6.45	---	---	81,569	235	522,102.34	360,105.21	6.26	6.48	10102030
83,600,000	0.690	0.0504	0.1209	---	22/09/2025	02/07/2024	---	INTRACOM HOLDINGS (CR)	3.61	-0.55	€ 3.63	16/01/2026	3.58	3.525	3.62	3.61	3.59	1397@3.60	350@3.63	---	---	138,866	357	498,467.00	301,796.00	3.455	3.85	10101010
134,365,561	0.880	1.4726	0.5063	---	21/07/2025	05/03/2014	---	JUMBO SA (CR)	25.82	-1.53	€ 26.22	16/01/2026	25.96	25.6	26.02	25.82	25.867	481@25.80	294@25.84	---	---	431,997	1,947	11,174,411.80	3,469,318.79	25.6	28.7	40401010
176,736,715	0.300	---	---	---	30/05/2007	27/11/2019	---	LAMDA DEVELOPMENT SA (CR)	7.06	-0.28	€ 7.08	16/01/2026	7.03	6.99	7.07	7.06	7.026	3546@7.06	23@7.07	---	---	196,523	830	1,380,756.01	1,247,761.21	6.99	7.34	35101010
143,022,980	1.00	---	---	---	04/08/2025	---	---	METLEN PLC (CR)	42.74	-2.02	€ 43.62	16/01/2026	43	42.42	43.4	42.74	42.886	403@42.72	50@42.86	---	---	311,082	3,824	13,341,164.68	6,112,802.17	42.42	45.44	65102000
31,400,000	0.400	---	---	---	26/04/2007	10/05/2023	---	MIG (CR)	3.8	1.33	P 3.75	16/01/2026	3.72	3.67	3.8	3.8	3.728	50@3.70	50@3.82	---	---	7,618	72	28,396.77	119,320.00	3.67	3.85	30202000
126,502,434	0.500	0.0304	0.0302	---	15/05/2025	28/07/2021	---	PREMIA (CR)	1.43	0.70	P 1.42	16/01/2026	1.42	1.408	1.43	1.43	1.416	10000@1.43	12@1.43	---	---	121,109	269	171,541.06	180,898.48	1.408	1.49	35102000
70,029,804	1.00	---	---	---	15/05/2025	---	---	QUALCO GROUP (CR)	6.29	-1.10	€ 6.36	16/01/2026	6.34	6.2	6.34	6.29	6.236	400@6.24	148@6.29	---	---	122,199	298	761,976.21	440,487.47	6.2	6.73	10101015
78,325,475	0.85	3	---	---	30/06/2025	23/07/2019	---	TITAN (CB)	54.9	0.37	P 54.7	16/01/2026	53.9	53.9	55	54.9	54.518	792@54.80	5058@54.90	---	---	94,075	1,355	5,128,787.70	4,300,068.58	52.6	55.8	50101030
259,189,761	0.12	0.16	---	---	24/06/2025	26/02/2016	---	VIOHALCO S.A./V (CB)	12.12	-1.14	€ 12.26	16/01/2026	12.08	11.88	12.22	12.12	12.084	500@12.10	717@12.18	---	---	97,943	496	1,183,505.64	3,141,379.90	11.68	12.3	55102015
148,321,516	0.300	0.03	0.07	---	02/09/2025	22/01/2020	---	AVAX S.A. (CR)	3.5	8.36	P 3.23	16/01/2026	3.2	3.13	3.52	3.5	3.391	398@3.50	500@3.51	---	---	1,123,782	1,818	3,811,191.51	519,125.31	2.96	3.52	50101010
232,000,000	2.12	0.0582	0.1207	0.1207	25/09/2025	19/06/2017	---	ADMIE (IPTO) HOLDING S.A. (CR)	2.925	-1.02	€ 2.955	16/01/2026	2.89	2.89	2.935	2.925	2.92	211@2.92	1250@2.93	---	2024	192,037	317	560,757.33	678,600.00	2.81	3.06	65101015
90,167,100	0.500	0.7515	0.8041	---	20/05/2025	24/05/2021	---	AEGEAN AIRLINES (CR)	13.98	-0.71	€ 14.08	16/01/2026	14	13.84	14	13.98	13.905	10@13.96	15324@14.00	---	---	131,554	804	1,829,316.56	1,260,536.06	13.84	14.68	40501010
204,002,463	0.300	---	---	---	12/08/2008	07/01/2025	---	AKTOR S.A. HOLDING CO. (CR)	9.85	1.03	P 9.75	16/01/2026	9.67	9.57	9.85	9.85	9.68	1487@9.84	765@9.85	---	---	377,518	582	3,654,373.09	2,009,424.26	9.5	9.99	50101010
103,423,291	0.570	---	0.4134	---	25/06/2025	28/08/2024	---	GEK TERNA (CR)	30.26	1.14	P 29.92	16/01/2026	29.8	29.4	30.6	30.26	30.235	1350@30.24	1148@30.28	---	---	528,680	4,494	15,984,850.46	3,129,588.79	25.28	30.84	50101010
369,270,000	2.48	0.25	0.4	---	21/07/2025	12/12/2001	---	PPC (CR)	18.63	0.65	P 18.51	16/01/2026	18.3	18.25	18.73	18.63	18.518	874@18.61	200@18.65	---	---	448,166	1,746	8,299,090.12	6,879,500.10	18.05	18.79	65101015
309,544,087	1.00	0.33	0.7862	---	23/04/2025	07/02/2024	---	ATHENS INTL AIRPORT (CR)	11.18	-0.09	€ 11.19	16/01/2026	11.1	11.06	11.19	11.18	11.141	63@11.14	5222@11.18	---	2024	71,668	507	798,457.02	3,460,702.89	10.61	11.2	50206060
914,715,153	1.00	0.3643	0.4442	0.221	10/11/2025	29/08/2018	---	NATIONAL BANK (CR)	15.31	2.79	P 14.895	16/01/2026	14.8	14.62	15.395	15.31	15.114	649@15.25	35167@15.32	---	---	2,045,966	4,215	30,923,348.04	4,004,288.99	13.16	15.395	30101010
27,728,682	0.260	(0.06)	0.065	---	14/07/2025	24/07/2024	---	EKTER SA (CR)	3.82	1.60	P 3.76	16/01/2026	3.76	3.715	3.865	3.82	3.787	300@3.81	537@3.83	---	---	160,292	588	606,974.26	105,923.57	3.65	3.865	50101010
375,241,586	0.390	0.04	0.0901	---	26/06/2025	14/07/2006	---	ELVALHALCOR (CR)	4.24	1.56	P 4.175	16/01/2026	4.15	4.045	4.25	4.24	4.198	295@4.23	2881@4.24	---	---	356,314	902	1,495,729.76	1,591,024.32	3.76	4.25	55102015
348,192,005	0.040	---	---	0.5029	22/12/2025	24/03/2025	---	ELLAKTOR (CR)	1.366	-0.44	€ 1.372	16/01/2026	1.36	1.334	1.366	1.366	1.35	40@1.37	3880@1.37	---	---	340,393	421	459,697.70	475,630.28	1.334	1.516	50101010
60,348,000	0.420	0.2504	0.3025	---	23/06/2025	04/08/2021	---	HELLENIC EXCHANGES-A.S.E. (CR)	6.1	0.83	P 6.05	16/01/2026	6.02	6	6.12	6.1	6.043	300@6.05	464@6.10	---	---	27,607	165	166,829.23	368,122.80	6	6.36	30202015
106,500,000	0.600	0.1	0.07	---	22/07/2025	13/09/2021	---	EYDAP S.A. (CR)	7.4	-0.67	€ 7.45	16/01/2026	7.28	7.28	7.4	7.4	7.372	34@7.33	1377@7.40	---	---	24,340	197	179,424.23	788,100.00	7.28	7.99	65102030
114,320,400	0.100	---	---	---	26/11/2021	05/08/2019	---	IKTINOS HELLAS SA (CR)	0.425	-3.19	€ 0.439	16/01/2026	0.439	0.4215	0.439	0.425	0.428	3500@0.424	1000@0.430	---	---	201,380	215	86,094.38	48,586.17	0.418	0.4535	50101035
110,782,980	0.750	1.8415	1.4337	0.3579	23/12/2025	04/11/2013	---	MOTOR OIL (CR)	29.5	-0.81	€ 29.74	16/01/2026	29.34	29.2	29.92	29.5	29.583	49@29.48	88@29.54	---	---	98,037	830	2,900,242.28	3,268,097.91	28.82	31.68	60101020
370,062,741	0.300	1.6123	1.4029	0.5	03/11/2025	25/06/2024	---	OPAP (CR)	17.69	-1.01	€ 17.87	16/01/2026	17.85	17.66	17.98	17.69	17.772	11716@17.69	173@17.70	---	---	615,853	2,058	10,945,157.32	6,546,409.89	17.66	19.03	40501020
403,853,127	2.83	0.7216	0.8434	---	22/12/2025	18/06/1998	---	OTE (CR)	16.5	-1.73	€ 16.79	16/01/2026	16.56	16.5	16.69	16.5	16.548	1144@16.49	4954@16.50	---	---	182,109	1,420	3,013,473.72	6,663,576.60	16.5	17.06	15102015

Number of Outstanding Securities	Nominal Value	Dividends [1]			Date of Last Coupon		Note	Shares	Closing price	% change	Previous closing price/date	Open price	Price min	Price max	Last price	Avg price	Last Bid [7]	Last Ask [7]	P/E after tax	Year	Volume	Trades	Transactions Value[8]	Company Mkt Value (thou. €)	Year low	Year high	Sector[4]	
		2023	2024	2025	Dividend [2]	Right																						
63,700,000	0.780	0.2313	0.3139	---	02/05/2025	13/06/2018	---	GR. SARANTIS S.A. (CR)	13.42	0.75 P	13.32	16/01/2026	13.26	13.1	13.42	13.42	13.278	4@13.42	400@13.44	---	---	33,594	200	446,055.94	854,854.00	13.1	14	45201020
221,322,426	1.15	(0.1467)	(0.19)	---	23/06/2025	09/07/2025	---	OPTIMA BANK (CR)	8.39	0.36 P	8.36	16/01/2026	8.23	8.06	8.39	8.39	8.256	267@8.38	2880@8.40	---	---	227,962	653	1,882,061.38	1,856,895.15	7.59	8.49	30101010
1,235,953,028	0.930	0.0632	---	---	10/07/2024	03/06/2025	---	PIRAEUS BANK (CR)	8.26	1.98 P	8.1	16/01/2026	7.94	7.886	8.26	8.26	8.134	260@8.22	1805@8.26	---	---	5,715,488	6,889	46,492,413.70	10,208,972.01	6.874	8.26	30101010

Main Market - Medium Liquidity Class

13,126,020	0.660	0.1376	0.1713	---	16/12/2025	04/09/2020	---	AS COMPANY SA (CR)	3.88	---	3.88	16/01/2026	3.88	3.8	3.92	3.88	3.846	200@3.87	110@3.90	---	---	9,663	101	37,160.42	50,928.96	3.8	4.17	40401030
14,000,000	1.95	0.26	0.5	---	24/06/2025	26/03/2024	---	ALPHA REAL ESTATE (CR)	7.4	-0.27 E	7.42	16/01/2026	7.4	7.4	7.42	7.4	7.412	200@7.28	200@7.44	---	---	3,750	47	27,794.00	103,600.00	7.22	7.5	35101015
3,150,744	0.360	0.563	0.5842	---	27/05/2025	02/06/2020	---	ALPHA TRUST HOLDINGS (CR)	13.25	-1.12 E	13.4	16/01/2026	13.3	13.1	13.3	13.25	13.239	20@10.00	700@13.40	---	---	1,035	14	13,702.25	41,747.36	12.8	13.8	30202010
48,624,764	0.080	0.7	0.85	---	10/04/2025	05/12/2022	---	AUTOHELLAS SA (CR)	12.7	-1.55 E	12.9	16/01/2026	12.72	12.6	12.76	12.7	12.639	65@12.62	1082@12.70	---	---	31,265	184	395,173.90	617,534.50	11.62	13.26	40401030
178,157,803	0.040	---	---	---	01/07/2008	21/02/2020	---	AVE (CR)	0.477	1.27 P	0.471	16/01/2026	0.476	0.461	0.478	0.477	0.475	200@0.468	745@0.477	---	---	42,750	50	20,298.34	84,981.27	0.459	0.489	40301010
47,149,827	2.10	---	0.135	0.08	05/11/2025	27/12/2024	---	BRIQ PROPERTIES (CR)	2.94	0.34 P	2.93	16/01/2026	2.9	2.9	2.98	2.98	2.935	785@2.91	125@2.96	---	---	6,745	20	19,797.25	138,620.49	2.88	3.09	35102000
101,123,806	0.360	---	---	---	22/07/2010	28/06/2011	---	CENTRIC HOLDINGS (CR)	0.354	---	0.354	16/01/2026	0.347	0.341	0.358	0.354	0.346	300@0.350	131@0.354	---	---	54,594	97	18,875.85	35,797.83	0.335	0.378	40203040
784,500	10.00	0.5008	0.4	0.15	02/12/2025	31/07/2018	---	CNL CAPITAL (CR)	7.15	2.14 P	7	16/01/2026	7.05	7.05	7.15	7.15	7.066	100@7.10	100@7.20	---	2024	7,700	7	54,405.00	5,609.18	7	7.6	30202010
10,567,700	0.300	---	---	---	06/10/2005	13/02/2002	---	CPI SA (CR)	0.614	-3.46 E	0.636	16/01/2026	0.636	0.612	0.636	0.62	0.626	7530@0.620	2970@0.624	---	---	10,500	8	6,578.12	6,488.57	0.596	0.644	10102030
1,618,012,407	0.050	---	---	---	04/06/2008	16/10/2024	---	CrediaBank (CR)	1.51	1.07 P	1.494	16/01/2026	1.47	1.44	1.526	1.51	1.482	19046@1.51	4661@1.51	---	---	1,616,051	1,240	2,395,125.31	2,443,198.73	1.44	1.722	30101010
18,680,300	0.050	---	---	---	06/07/2022	---	---	DIMAND (CR)	12.1	2.11 P	11.85	16/01/2026	11.85	11.55	12.25	12.1	11.903	2680@12.00	1645@12.10	---	---	112,896	288	1,343,827.65	226,031.63	10.95	12.25	35101010
15,333,480	0.150	---	0.04	---	07/07/2025	29/01/2024	---	E.I.N.S. (CR)	1.908	-2.15 E	1.95	16/01/2026	1.92	1.872	1.934	1.908	1.907	1060@1.89	850@1.93	---	---	92,155	177	175,771.17	29,256.28	1.872	2.115	50205020
121,168,897	0.040	---	---	---	07/07/2010	16/01/2024	5160	FRIGOGLASS SA (CR)	0.444	-0.22 E	0.445	16/01/2026	0.422	0.422	0.444	0.444	0.436	1952@0.434	1372@0.444	---	2024	10,838	16	4,730.16	53,798.99	0.422	0.5	50204000
169,043,561	0.300	---	0.02	---	17/07/2025	28/11/2022	---	LAVIPHARM SA (CR)	0.966	-0.92 E	0.975	16/01/2026	0.97	0.96	0.98	0.966	0.968	5000@0.964	500@0.974	---	---	171,811	113	166,374.34	163,296.08	0.96	1.004	20103015
4,740,000	0.860	---	---	---	14/03/2003	---	---	LOGISMOS S.A. (CR)	2.18	---	2.18	16/01/2026	---	---	---	---	---	100@2.14	1000@2.36	---	2024	---	---	---	10,333.20	2.1	2.32	10101015
17,120,280	0.940	0.12	0.3	---	26/05/2025	26/06/2023	---	LOULIS FOOD (CR)	3.87	-0.26 E	3.88	16/01/2026	3.8	3.8	3.87	3.87	3.827	130@3.82	390@3.87	---	---	7,010	23	26,828.90	66,255.48	3.72	4	45102020
4,419,616	1.58	0.06	0.13	---	07/07/2025	04/03/2015	---	MEDICON S.A (CR)	2.7	---	2.7	16/01/2026	2.71	2.69	2.71	2.7	2.698	204@2.59	23@2.69	---	---	333	3	898.43	11,932.96	2.5	2.75	20102010
468,700	2.8	2.4	---	---	12/06/2025	21/05/2004	---	MERMEREN KOMB. A.D. PR. (GDR)	35.4	0.57 P	35.2	16/01/2026	35.2	34	36.2	35.4	35.367	10@34.40	16@36.00	---	2024	60	8	2,122.00	16,591.98	33	36.2	55102000
10,500,000	0.950	0.15	0.25	---	04/07/2025	21/07/2023	---	MEVACO SA (CR)	8.85	-1.12 E	8.95	16/01/2026	8.9	8.7	9	8.85	8.818	310@8.70	1500@8.90	---	2024	2,896	24	25,536.00	92,925.00	8.7	9.1	55102015
153,908,095	0.870	0.0229	0.0248	---	11/09/2025	02/08/2024	---	ORILINA PROPERTIES REIC (CR)	0.834	0.24 P	0.832	16/01/2026	0.84	0.82	0.84	0.834	0.833	1500@0.832	434@0.834	---	---	49,985	57	41,658.12	128,359.35	0.82	0.886	35102000
14,101,683	0.100	0.0526	0.1091	---	03/06/2025	02/11/2021	---	PERFORMANCE TECHNOLOGIES (CR)	8.6	1.18 P	8.5	16/01/2026	8.4	8.27	8.6	8.6	8.445	500@8.45	928@8.60	---	---	23,526	132	198,687.39	121,274.47	8.12	8.92	10101010
24,823,934	0.230	0.049	0.0647	---	01/07/2025	08/06/2022	---	PROFILE SA (CR)	7.69	1.85 P	7.55	16/01/2026	7.51	7.37	7.75	7.69	7.561	32@7.65	653@7.69	---	---	55,350	231	418,485.32	190,896.05	7.37	8.1	10101010
35,377,749	0.280	---	---	---	18/07/2005	22/12/2025	---	QUALITY & RELIABILITY SA (CR)	1.348	-1.46 E	1.368	16/01/2026	1.368	1.31	1.368	1.348	1.335	500@1.34	1089@1.35	---	---	72,453	138	96,721.03	47,689.21	1.24	1.394	10101010
107,222,688	0.440	0.22	0.3	---	23/06/2025	16/03/2022	---	QUEST HOLDINGS (CR)	6.84	-1.58 E	6.95	16/01/2026	6.97	6.84	6.97	6.84	6.878	569@6.84	800@6.85	---	---	50,277	271	345,827.82	733,403.19	6.84	7.22	10101010
21,500,000	0.400	0.04	0.0509	---	19/08/2025	06/08/2021	---	REAL CONSULTING (CR)	6.18	3.00 P	6	16/01/2026	5.92	5.9	6.18	6.18	6.043	1000@5.96	2440@6.18	---	---	27,891	85	168,552.50	132,870.00	5.7	6.26	10101010
6,456,530	1.08	0.16	0.15	---	21/07/2025	02/08/2010	---	SPACE HELLAS SA (CR)	8.16	-1.92 E	8.32	16/01/2026	8.24	8	8.24	8.16	8.081	744@8.08	299@8.14	---	---	7,704	66	62,254.98	52,685.28	7.54	8.48	15101010
121,132,042	1.60	0.08	0.1	0.0651	30/12/2025	10/11/2023	---	TRADE ESTATES REIC (CR)	1.98	2.06 P	1.94	16/01/2026	1.92	1.92	1.99	1.98	1.951	1000@1.95	9027@1.98	---	---	115,888	127	226,095.66	239,841.44	1.89	2.01	35102045
17,190,046	0.300	---	---	---	16/11/1992	09/10/2025	---	UNIBIOS (CR)	2.82	-1.05 E	2.85	16/01/2026	2.81	2.78	2.85	2.82	2.8	321@2.80	2034@2.82	---	---	24,840	73	69,544.96	48,475.93	2.78	2.97	50204000
7,595,160	0.600	---	---	---	10/09/2019	18/08/2010	---	YIKNOT (CR)	2.1	-1.87 E	2.14	16/01/2026	2.16	2.06	2.16	2.1	2.098	1000@2.08	164@2.11	---	---	22,862	56	47,972.34	15,949.84	2.06	2.41	40501015
32,413,681	0.370	---	---	---	15/07/2009	11/05/2000	---	ALUMIL (CR)	5.18	1.17 P	5.12	16/01/2026	5.18	5.04	5.18	5.18	5.122	1000@5.12	1366@5.18	---	---	11,494	61	58,869.74	167,902.87	5	5.5	55102035
3,734,164	3.44	0.4954	0.5896	---	14/10/2025	19/07/2022	---	ANDROMEDA SA (CR)	8.14	0.74 P	8.08	16/01/2026	8.08	8.02	8.18	8.18	8.054	1050@8.00	69@8.16	---	2024	3,655	40	29,436.78	30,396.09	7.96	8.26	30204000
15,300,000	0.300	---	0.01	---	09/10/2025	13/12/1999	---	ATTICA PUBLICATIONS SA (CR)	1.34	---	1.34	16/01/2026	1.34	1.34	1.34	1.34	1.34	200@1.26	1@1.34	---	---	59	2	79.06	20,502.00	1.3	1.44	40301030
23,986,500	1.00	---	---	---	26/06/2009	25/08/2025	---	BIOKARPET S.A.(CR)	1.89	-0.53 E																		

Daily Official List

Year: 147 Trading Day No: 11

Section 2: Analytic Figures of Shares Transactions

Monday, 19 January, 2026

Number of Outstanding Securities	Nominal Value	Dividends [1]			Date of Last Coupon		Note	Shares	Closing price	% change	Previous closing price/date	Open price	Price min	Price max	Last price	Avg price	Last Bid [7]	Last Ask [7]	P/E after tax	Year	Volume	Trades	Transactions Value[8]	Company Mkt Value (thou. €)	Year low	Year high	Sector[4]	
		2023	2024	2025	Dividend [2]	Right																						
24,060,000	0.300	0.075	0.075	---	17/06/2025	01/07/2019	---	GEN. COMMERCIAL & IND.SA (CR)	2.33	-0.85	€ 2.35	16/01/2026	2.29	2.26	2.33	2.33	2.29	10@2.28	1340@2.33	---	2024	10,830	56	24,803.52	56,059.80	2.26	2.52	50205010
15,000,000	0.300	---	---	---	06/07/2007	18/07/2000	---	DAIOS PLASTICS SA (CR)	6.65	-1.48	€ 6.75	16/01/2026	6.7	6.6	6.7	6.65	6.663	150@6.45	100@6.65	---	---	1,548	19	10,313.90	99,750.00	6.6	7.15	50203015
15,878,748	0.480	---	---	---	10/07/2006	22/03/2004	---	DOMIKI KRITIS SA (CR)	2.38	4.85	€ 2.27	16/01/2026	2.25	2.23	2.38	2.38	2.289	610@2.30	60@2.42	---	---	17,519	60	40,104.79	37,791.42	2.23	2.65	50101010
34,720,000	0.310	---	---	---	16/06/2010	01/08/2007	---	DROMEAS SA (CR)	0.375	-1.05	€ 0.379	16/01/2026	0.379	0.364	0.379	0.375	0.368	300@0.365	1999@0.375	---	---	3,901	15	1,434.87	13,020.00	0.35	0.386	40202015
13,673,200	0.420	0.05	0.05	---	19/08/2025	26/07/2001	---	EVROFARMA (CR)	3.84	-1.03	€ 3.88	16/01/2026	3.75	3.75	3.86	3.84	3.799	5@3.80	1015@3.84	---	---	9,572	24	36,368.20	52,505.09	3.65	4.07	45102020
18,146,007	1.00	---	---	---	23/08/2023	10/09/2010	---	ELASTRON (CR)	2.39	-1.65	€ 2.43	16/01/2026	2.44	2.37	2.44	2.39	2.404	1762@2.38	1100@2.42	---	---	13,037	61	31,340.80	43,368.96	2.37	2.57	55102010
3,307,500	0.210	0.4	0.4	---	23/10/2025	30/11/2022	---	ELVE SA (CR)	5.55	---	~ 5.55	16/01/2026	---	---	---	---	---	300@5.35	504@5.55	---	2024	---	---	---	18,356.63	5.2	5.6	40204020
23,828,130	0.500	0.108	0.1366	---	14/07/2025	17/02/2009	---	ELINOIL S.A. (CR)	2.46	0.41	€ 2.45	16/01/2026	2.4	2.37	2.47	2.46	2.404	99@2.42	70@2.46	---	---	14,669	73	35,260.30	58,617.20	2.3	2.59	60101020
19,864,886	5.60	0.672	0.672	---	23/04/2025	02/07/2008	---	BANK OF GREECE (CR)	15.95	0.31	€ 15.9	16/01/2026	15.9	15.8	16	15.95	15.873	25@15.80	1546@16.00	---	---	7,324	88	116,251.00	316,844.93	14.95	16	30101010
26,730,187	0.520	---	0.07	---	09/07/2025	01/08/2017	---	ELTON SA (CR)	2.03	-0.98	€ 2.05	16/01/2026	2.03	1.985	2.04	2.03	2.008	560@2.02	263@2.03	---	---	59,999	127	120,503.06	54,262.28	1.985	2.22	50205010
36,300,000	1.12	0.0276	0.055	---	01/07/2025	12/12/2007	---	THESSALONIKA WATER & SEWERAGE	3.88	0.52	€ 3.86	16/01/2026	3.88	3.8	3.88	3.88	3.845	1703@3.86	305@3.89	---	---	16,836	89	64,727.85	140,844.00	3.8	3.99	65102030
143,352,325	0.260	---	---	---	29/08/2022	28/04/2025	---	EVROPI HOLDINGS S.A. (CR)	2.15	-1.38	€ 2.18	16/01/2026	2.15	2.11	2.23	2.15	2.161	2068@2.15	3317@2.18	---	---	212,478	181	459,110.88	308,207.50	1.99	2.34	30302025
86,735,980	0.310	0.02	---	---	22/07/2024	07/09/2023	---	ATHENS MEDICAL CENTER SA (CR)	1.98	-0.50	€ 1.99	16/01/2026	1.955	1.955	1.985	1.98	1.975	10@1.96	1255@1.98	---	---	2,178	14	4,300.86	171,737.24	1.94	2.07	20101010
14,111,198	0.450	(0.0133)	0.07	---	31/07/2025	09/01/2025	---	ILYDA S.A. (CR)	5.18	-2.26	€ 5.3	16/01/2026	5.2	5.08	5.2	5.18	5.123	312@5.10	345@5.18	---	2024	11,790	62	60,402.20	73,096.01	5.02	5.52	10101015
45,417,399	0.100	---	---	---	25/07/2008	02/04/2024	---	INTERWOOD-XYLEMPORIA (CR)	0.257	-1.15	€ 0.26	16/01/2026	0.259	0.252	0.259	0.257	0.255	1500@0.254	3000@0.258	---	---	34,112	40	8,713.70	13,203.36	0.252	0.274	50101020
18,567,912	0.590	0.16	0.201	---	02/07/2025	26/01/2021	---	INTERLIFE G.C.I.(CR)	6.52	-2.69	€ 6.7	16/01/2026	6.7	6.5	6.7	6.52	6.548	148@6.54	626@6.56	---	2024	7,772	56	50,887.94	121,062.79	6.24	6.98	30302025
8,424,900	0.500	---	---	---	12/07/2010	04/07/2019	---	INTERTECH SA (CR)	1.48	3.50	€ 1.43	16/01/2026	1.37	1.37	1.48	1.48	1.437	790@1.38	1042@1.48	---	2024	840	6	1,207.00	12,468.85	1.37	1.5	50205010
19,804,134	0.150	---	---	---	01/07/2004	06/11/2017	---	KEKROPS SA (CR)	2.05	-1.91	€ 2.09	16/01/2026	2.05	2	2.07	2.05	2.032	766@2.02	314@2.05	---	2024	18,164	78	36,912.89	40,598.47	1.95	2.35	35101010
11,510,102	0.890	---	---	---	24/06/2005	06/10/1999	---	NAFPAKTOS TEXTILE (CR)	1.6	-0.93	€ 1.615	16/01/2026	1.61	1.57	1.61	1.6	1.59	83@1.57	1050@1.60	---	---	1,127	12	1,791.39	18,416.16	1.55	1.69	55101020
21,224,340	0.420	---	---	---	06/09/2022	25/04/2006	---	KORDELLOS BROS SA (CR)	0.518	---	~ 0.518	16/01/2026	0.504	0.492	0.518	0.518	0.51	986@0.500	35@0.518	---	2024	8,305	22	4,235.41	10,994.21	0.492	0.548	55102010
33,065,136	0.380	0.3506	0.4007	---	21/08/2025	16/09/2013	---	KRI-KRI S.A. (CR)	19.9	-0.40	€ 19.98	16/01/2026	19.94	19.9	20.25	19.9	19.954	7@19.90	200@20.25	---	2024	3,927	54	78,359.73	657,996.21	19.52	21	45102020
6,200,000	0.500	---	---	---	22/06/2010	01/11/1995	---	MINERVA KNITWEAR (CR)	0.742	-0.80	€ 0.748	16/01/2026	0.748	0.72	0.75	0.742	0.738	99@0.722	875@0.742	---	---	2,230	17	1,645.37	4,600.40	0.72	0.772	40204020
5,939,268	0.620	---	---	---	10/07/2003	03/01/2002	---	LANAKAM SA (CR)	1.23	-10.22	€ 1.37	16/01/2026	1.32	1.19	1.32	1.23	1.23	100@1.22	90@1.25	---	---	4,627	50	5,691.00	7,305.30	1.19	1.43	40401020
9,819,370	0.500	---	---	---	14/08/2007	09/01/2004	---	MATHIOS REFRACTORY SA (CR)	0.835	-2.34	€ 0.855	16/01/2026	0.835	0.815	0.835	0.835	0.824	300@0.820	989@0.835	---	---	1,260	10	1,037.99	8,199.17	0.815	0.97	55101000
30,150,000	0.360	0.122	0.1335	---	17/06/2025	25/04/2019	---	MOTODYNAMICS S.A. (CR)	2.56	---	~ 2.56	16/01/2026	2.54	2.52	2.56	2.56	2.537	260@2.54	395@2.56	---	---	22,888	72	58,069.22	77,184.00	2.52	2.7	40401030
6,340,000	0.600	0.2	0.23	0.23	09/12/2025	11/01/2024	---	NAKAS MUSIC	3.56	-2.73	€ 3.66	16/01/2026	3.54	3.46	3.64	3.6	3.511	10@3.52	220@3.56	---	---	3,610	36	12,673.04	22,570.40	3.46	3.92	40401030
126,431,958	2.50	0.025	0.043	---	03/06/2025	05/06/2024	---	NOVAL PROPERTY REIC (CR)	2.9	2.11	€ 2.84	16/01/2026	2.83	2.77	2.9	2.9	2.823	500@2.86	10340@2.90	---	2024	96,497	121	272,452.98	366,652.68	2.77	2.92	35102045
10,080,000	3.00	1.3	2	---	16/05/2025	27/08/2001	---	TPA SA (CR)	37.4	-0.53	€ 37.6	16/01/2026	37.6	37	37.6	37.4	37.138	6@37.00	280@37.40	---	---	2,647	37	98,305.00	376,992.00	37	38.8	50206060
25,000,000	2.00	1.336	1.92	---	04/08/2025	08/08/2003	---	P.P.A. S.A. (CR)	40	---	~ 40	16/01/2026	39.8	39.65	40.35	40	39.974	208@39.90	15@40.30	---	2024	3,189	112	127,475.90	1,000,000.00	39.65	41.1	50206060
68,926,799	0.240	---	---	---	07/07/2023	---	---	ONYX TOURISTIKI S.A. (CR)	1.84	0.55	€ 1.83	16/01/2026	1.83	1.775	1.85	1.84	1.802	300@1.82	4253@1.84	---	---	340,125	323	613,002.78	126,825.31	1.61	2.22	40401020
4,971,466	1.46	---	---	---	04/07/2007	08/10/2003	---	PAIRIS SA (CR)	0.934	-3.51	€ 0.968	16/01/2026	0.93	0.93	0.966	0.93	0.935	1000@0.904	1830@0.930	---	---	197	10	184.18	4,643.35	0.882	0.984	50203030
27,098,594	0.540	0.0702	0.0605	0.0404	07/10/2025	14/01/2021	---	PAPOUTSANIS (CR)	3.9	0.77	€ 3.87	16/01/2026	3.89	3.82	3.9	3.9	3.883	10@3.88	373@3.90	---	2024	6,798	41	26,396.11	105,684.52	3.74	4.06	45201020
7,070,400	0.930	0.8645	0.3242	---	11/07/2025	06/05/2016	---	PETROPOULOS PETROS (CR)	8.6	-1.38	€ 8.72	16/01/2026	8.72	8.6	8.72	8.6	8.656	830@8.60	140@8.66	---	---	3,283	17	28,416.10	60,805.44	8.56	8.98	50206015
43,741,452	0.660	0.2388	0.2391	0.07	19/01/2026	01/11/1999	---	THRACE PLASTICS SA (CR)	4.365	-1.69	€ 4.44	16/01/2026	4.355	4.295	4.365	4.365	4.324	10@4.34	3000@4.37	---	---	67,078	219	290,068.10	190,931.44	4.02	4.535	50203015
24,319,250	0.300	---	---	---	09/07/2002	04/07/2007	5165	PROODEFTIKH SA (CR)	0.43	-3.59	€ 0.446	16/01/2026	0.43	0.43	0.448	0.43	0.431	1397@0.430	1500@0.446	---	---	28,663	31	12,351.43	10,457.28	0.42	0.5	50101010
21,912,599	0.300	0.0485	0.0483	---	29/04/2025	23/02/2007	---	REVOIL (CR)	1.75	0.58	€ 1.74	16/01/2026	1.725	1.705	1.75	1.75	1.722	1000@1.74	200@1.75	---	---	30,900	91	53,217.86	38,347.05	1.695	1.845	60101020
13,582,223	1.35	---	---	---	24/06/2008	02/02/2016	---	SIDMA STEEL (CR)	1.835	-0.81	€ 1.85	16/01/2026	1.825	1.82	1.855	1.835	1.837	100@1.82	312@1.86	---	---	3,109	16	5,712.09	24,923.38	1.665	1.985	55102010
40,693,350	5.00	---	---	---	03/07/2006	26/05/2015	---	TECHNICAL OLYMPIC SA (CR)	2.43	1.25	€ 2.4	16/01/2026	2.39	2.34	2.43	2.43	2.367	1900@2.39	833@2.43	---	---	14,759	96	34,932.56	98,884.84	2.34	2.61	50206030
3,048,000	0.300	---	---	---	06/07/2007	01/06/2021	---	TZIRAKIAN PROFIL (CR)	1.52	-2.88	€ 1.565	16/01/2026	1.615	1.51	1.615	1.52	1.541	532@1.52	700@1.57	---	2024	5,080	26	7,827.75	4,632.96	1.5	1.685	55102010

Number of Outstanding Securities	Nominal Value	Dividends [1]			Date of Last Coupon		Note	Shares	Closing price	% change	Previous closing price/date	Open price	Price min	Price max	Last price	Avg price	Last Bid [7]	Last Ask [7]	P/E after tax	Year	Volume	Trades	Transactions Value[8]	Company Mkt Value (thou. €)	Year low	Year high	Sector[4]
45,680,000	1.00	---	0.044	---	19/06/2025	27/03/2025	---	FAIS (CR)	3.73	1.22 P	3.685	16/01/2026	3.685	3.62	3.79	3.73	3.684	1410@3.73	---	---	431,896	358	1,591,206.10	170,386.40	3.415	3.79	40401020
8,340,750	1.16	---	---	---	25/06/2009	17/09/2018	---	HAIDEMENOS SA (CR)	0.77	2.67 P	0.75	16/01/2026	0.73	0.73	0.77	0.77	0.746	100@0.740	---	2024	250	5	186.50	6,422.38	0.72	0.83	50205030

Main Market - Low Liquidity Class

243,164,193	0.300	0.07	0.07	---	12/09/2025	05/12/2023	---	ATTICA HOLDINGS (CR)	1.875	-2.34 E	1.92	16/01/2026	1.91	1.86	1.91	1.875	1.884	357@1.88	---	---	15,916	83	29,985.68	455,932.86	1.83	2.06	40501015	
11,943,624	0.540	0.15	0.165	---	01/07/2025	30/08/2019	---	FLEXOPACK SA (CR)	8.3	---	8.3	16/01/2026	---	---	---	---	---	120@8.30	---	---	---	---	---	99,132.08	8	8.6	50203030	
244,737,498	0.500	0.02	0.03	---	02/04/2025	28/12/2023	---	TRASTOR REAL EST. INV. CO.(CR)	1.3	0.77 P	1.29	16/01/2026	1.28	1.26	1.3	1.3	1.285	300@1.29	---	---	3,742	20	4,807.63	318,158.75	1.24	1.3	35102000	
18,810,000	0.400	0.0381	0.0591	---	20/10/2025	14/11/2007	---	VARVERIS - MODA BAGNO SA (CR)	5.52	---	5.52	16/01/2026	5.46	5.44	5.52	5.52	5.501	100@5.42	---	---	531	12	2,921.24	103,831.20	5.16	5.6	40401025	
3,417,600	0.100	0.016	---	---	04/07/2024	02/04/2024	---	INTERWOOD-XYLEMPORIA (PR)	0.448	---	0.448	16/01/2026	0.444	0.442	0.444	0.443	39@0.410	700@0.438	---	---	1,052	4	466.09	13,203.36	0.41	0.464	50101020	
2,760,000	11.83	12.4	14	---	30/05/2025	16/07/1990	---	KARELIA (CR)	366	0.55 P	364	16/01/2026	366	364	368	366	365.585	22@366.00	---	---	236	38	86,278.00	1,010,160.00	354	368	45103010	
21,364,000	1.12	---	---	---	21/08/2023	08/03/2023	---	LAMPASA HOTEL SA (CR)	46.4	---	46.4	16/01/2026	---	---	---	---	---	50@45.60	20@46.00	---	---	---	---	991,289.60	45	46.8	40501025	
38,566,614	0.700	---	---	---	21/07/2008	07/07/2025	---	MOUZAKIS (CR)	0.63	---	0.63	16/01/2026	0.69	0.69	0.69	0.69	0.69	450@0.620	325@0.690	---	---	275	3	189.75	24,296.97	0.575	0.69	55101020
42,500,000	1.00	0.0383	0.0538	0.1673	21/11/2025	13/09/2023	---	MPLK KEDROS (CR)	4.26	---	4.26	16/01/2026	4.25	4.25	4.27	4.26	4.26	500@4.21	200@4.28	---	---	2,030	13	8,647.10	181,050.00	4.23	4.35	35102000
27,379,200	0.980	0.5001	0.52	---	25/08/2025	29/08/2022	---	CRETE PLASTICS SA (CR)	14.8	0.68 P	14.7	16/01/2026	15.5	14.7	15.5	14.8	14.792	1079@14.80	1@15.30	---	---	90	6	1,331.30	405,212.16	14.6	15.9	50203015
255,494,534	2.71	0.247	0.705	0.216	15/12/2025	30/09/2021	---	PRODEA (CR)	5.9	---	5.9	16/01/2026	6	5.95	6	5.95	5.999	10000@5.85	63@5.95	---	---	308	4	1,847.60	1,507,417.75	5.7	6.1	35102000
4,181,450	0.500	---	---	---	21/08/2000	05/03/2002	---	FLOUR MILLS SARANTOPOULOS SA	1.24	---	1.24	16/01/2026	1.36	1.36	1.36	1.36	1.36	500@1.12	99@1.36	---	---	344	5	467.84	5,185.00	1.12	1.36	45102020
1,011,000	1.00	---	---	---	01/07/2004	11/12/2012	5193	TRIA ALFA SA (CR)	6	---	6	16/01/2026	6	5.7	6.5	6	6.007	19@5.90	413@6.50	---	2024	2,348	8	14,103.40	6,066.00	5.7	7.5	55101020

Exchange Traded Funds (ETFs)

1,200,078	---	---	---	---	15/06/2016	---	---	ALPHA ETF FTSE Athex Large Cap	57.76	0.45 P	57.5	16/01/2026	56.8	56.71	57.76	57.76	56.987	1@57.71	30@60.00	---	---	4,528	128	258,038.08	---	54.39	57.76	12003
-----------	-----	-----	-----	-----	------------	-----	-----	--------------------------------	-------	--------	------	------------	------	-------	-------	-------	--------	---------	----------	-----	-----	-------	-----	------------	-----	-------	-------	-------

Surveillance

27,100,914	0.650	---	---	---	01/08/2007	07/04/2000	5093	AKRITAS SA (CR)	1.06	0.95 P	1.05	16/01/2026	1.05	1.05	1.07	1.07	1.055	58@1.07	3539@1.08	---	---	736	16	776.60	28,726.97	1.05	1.07	50101035
8,321,682	0.670	---	---	---	17/08/2007	23/11/1999	---	N. LEVENTERIS (CR)	0.32	---	0.32	16/01/2026	---	---	---	---	---	---	33@0.288	---	2024	---	---	---	3,095.04	0.29	0.32	55102010
2,160,524	0.670	---	---	---	03/12/2018	23/11/1999	---	N. LEVENTERIS (PR)	0.2	---	0.2	16/01/2026	---	---	---	---	---	3000@0.180	1944@0.218	---	2024	---	---	---	3,095.04	0.188	0.2	55102010

Suspension Status

13,191,620	0.620	---	---	---	04/08/2010	09/09/2002	5232	YALCO - CONSTANTINOU (CR)	0.16	---	0.16	30/05/2025	---	---	---	---	---	---	26032@0.162	---	---	---	---	---	2,110.66	0.16	0.16	40202020	
17,579,754	4.16	---	---	---	18/08/2006	02/08/2010	---	BIOTER SA (CR)	0.206	---	0.206	30/05/2025	---	---	---	---	---	---	---	---	---	---	---	---	3,621.43	0.206	0.206	50101010	
3,961,300	1.28	---	---	---	29/06/2004	03/08/2000	5248	DUROS SA (CR)	0.25	---	0.25	24/04/2023	---	---	---	---	---	---	---	---	---	---	---	---	990.33	0.25	0.25	40204020	
51,754,364	0.300	---	---	---	23/12/2003	24/01/2007	5197	SELECTED TEXT. IND. ASSOC (CR)	0.132	---	0.132	31/10/2024	---	---	---	---	---	---	---	---	---	---	---	---	---	6,831.58	0.132	0.132	55101020
15,842,391	1.51	---	---	---	15/07/2009	12/05/2000	5141	BITROS HOLDING SA (CR)	0.51	---	0.51	30/05/2025	---	---	---	---	---	---	---	---	---	---	---	---	---	8,079.62	0.51	0.51	55102010
28,438,268	0.070	---	---	---	21/08/2006	24/11/1999	5253	SPIROY AGRICULTURE SA (CR)	0.138	---	0.138	30/05/2025	---	---	---	---	---	---	---	---	---	---	---	---	---	3,924.48	0.138	0.138	45102010

Shares' Notes

Code	Note text
()	- Adjusted dividends.
*	- Last adjusted closing price.
[1]	- Net dividends.
[2]	- The "Date of Last Coupon" for New listings refers to the date company's stocks started to trade in Athex
[3]	- The Company Market Value is referred to the number of outstanding shares
[4]	- Sectors codification can be found in Appendix A
[5]	- The Market Value refers to the total number of shares listed (including their several classes) in the exchange by the company.
[6]	- P/E greater than 100
[7]	- Last view of the Order Book before the end of the trading session
[8]	- All Blocks Methods' Transactions Value are included.
5093	- Transfer to the Surveillance Category as of 8/4/2015.
5141	- Transfer to the Surveillance Category as of 10/05/2017.
5160	- Transfer to the Surveillance Category as of 15/04/2016.
5165	- Transfer to the Surveillance Category as of 15/02/2018.
5193	- Transfer to the Surveillance Category as of 25/10/2018.
5197	- Transfer to the Surveillance Category as of 07/11/2018.
5232	- Transfer to the Under Surveillance Category from 08/04/2011.
5248	- Transfer to the Surveillance Category as of 06/09/20116.
5253	- Transfer to the Surveillance Category as of 14/5/2021.

Securities Blocks Details

Securities	Block Volume	Price	Block Trade Value	Time of approval	Note
DIMAND (CR)	6,100	11.85	72,285.00	10:30:44	20
OPAP (CR)	43,262	17.73	767,035.26	10:50:42	20
AKTOR S.A. HOLDING CO. (CR)	25,000	9.60	240,000.00	10:52:43	20
AKTOR S.A. HOLDING CO. (CR)	25,000	9.60	240,000.00	10:53:07	20
AKTOR S.A. HOLDING CO. (CR)	54,300	9.60	521,280.00	11:24:36	20
AKTOR S.A. HOLDING CO. (CR)	45,700	9.60	438,720.00	11:25:50	20
OPAP (CR)	48,400	17.79	861,036.00	12:06:36	20
EUROBANK (CR)	214,883	3.97	853,085.51	12:50:11	20
DIMAND (CR)	15,000	11.70	175,500.00	13:14:31	20
GEK TERNA (CR)	20,000	30.38	607,600.00	13:51:21	20
FAIS (CR)	135,000	3.65	492,750.00	13:52:41	20
FAIS (CR)	115,000	3.65	419,750.00	13:53:12	20
NATIONAL BANK (CR)	45,000	15.00	675,000.00	14:06:39	20
EUROBANK (CR)	100,000	4.01	400,500.00	14:10:19	20
EUROBANK (CR)	563,657	4.00	2,255,755.31	14:20:13	20
AUTOHELLAS SA (CR)	10,000	12.60	126,000.00	14:24:08	20
PIRAEUS BANK (CR)	50,000	8.18	409,000.00	14:24:12	20
JUMBO SA (CR)	32,513	25.86	840,786.18	14:26:15	20
EUROBANK (CR)	100,000	4.01	400,500.00	14:28:47	20
OPTIMA BANK (CR)	74,933	8.30	621,943.90	15:13:59	20
EUROBANK (CR)	200,000	4.04	807,600.00	15:36:16	20
EVROPI HOLDINGS S.A. (CR)	50,000	2.17	108,500.00	15:53:59	20
GR. SARANTIS S.A. (CR)	14,000	13.34	186,760.00	16:52:36	20
EUROBANK (CR)	453,293	3.95	1,790,054.06	17:03:10	20
DIMAND (CR)	11,000	12.05	132,550.00	17:05:01	20
EUROBANK (CR)	120,000	3.91	469,200.00	17:16:46	20

Blocks Notes

- 9 - Method 6-1 / Special Fees
- 10 - Method 6-1 / Special Fees, SDS
- 14 - Method 6-3 / Settlement, Incomplete Buy and Sell
- 18 - Method 6-2 / SPOT 1
- 19 - Method 6-2 / SPOT 2
- 20 - Method 6-1 and Method 6-1 Same Day Settlement
- 21 - Other Pre-agreed

Shares Rights Details

Occured date	Exercise from	Exercise until	Trading until	Rights	Price min	Price max	Closing price	Last Bid	Last Ask	Volume	Trades	Transactions Value
--------------	---------------	----------------	---------------	--------	-----------	-----------	---------------	----------	----------	--------	--------	--------------------

No Rights Transactions.

Forced Sales Details

Securities	Category of Security	Transactions Volume	Number of Trades	Transactions Value	Note
No Forced Transactions.					

Forced Sales Notes

- 1 - Compulsory Public Forced Sales
- 2 - Forced Sales of Fixed Registered Shares
- 3 - Forced Sales of Remaining Fractional Shares

Exchange Traded Funds (ETFs) Characteristics

	Transactions Date (T)	Creation / Redemption	Units (T-1)	New Units (T-1)	Redemption Units (T-1)	Units (T) [1]	Fund Assets [2]	Net Unit Price	Dividend per Unit	Dividend Date
ALPHA ETF FTSE Athex Large Cap	19/01/2026	5,000	1,200,078	---	---	1,200,078	68,918,780.00	57.4286	1.15	01/07/2025

ETFs Notes

[1] - Units (T) = Units (T-1) + New Units (T-1) - Redemption Units (T-1)

[2] - The Creation / Redemption Units of T-1 are included.

Non Convertible Corporate Bonds - Regulated Market

Num Listed Bonds	Nominal price	Issue price	Today's Rate	Exp. Date	Duration (years)	Note	Coupon		Trading Unit	Corporate Bonds	Accrued Int.	Yield.T.Mat	Price min	Price max	Closing price	Previous closing price/date	Volume	Transactions Value	Last order		ear min	Year max		
							Common	Preferred											Price	Buy / Sell			Date	
300,000	1,000.00	1,000.00	2.30	14/12/2028	7	---	9	---	1	GEK TERNA S.A. (Non Convertible)	2.3639	3.5720	95.7000	95.7000	95.7000	95.5590	16/01/2026	30,000	28,780.92	95.5000	B	19/01/2026	95.0600	96.3000
320,000	1,000.00	1,000.00	3.40	21/07/2027	7	---	11	---	1	LAMDA DEVELOPMENT S.A. (Non Convertible)	---	3.4730	98.6400	99.0200	98.9426	99.0550	16/01/2026	73,000	72,228.08	99.0100	B	19/01/2026	98.5700	99.6700
200,000	1,000.00	1,000.00	1.90	23/03/2028	7	---	10	---	1	MOTOR OIL CORINTH REFINERIES SA (Non Convertible)	6.3333	2.8850	97.2000	97.4000	97.4000	97.4520	16/01/2026	53,000	51,926.67	97.3100	B	19/01/2026	97.2000	98.0000
197,650	1,000.00	1,000.00	3.60	12/03/2026	7	---	14	---	1	AEGEAN AIRLINES S.A. (Non Convertible)	13.1000	5.8940	99.4600	99.4600	99.4600	99.3200	15/01/2026	30,000	30,231.00	99.6010	B	19/01/2026	99.3003	100.1750
150,000	1,000.00	1,000.00	2.60	22/10/2026	7	---	13	---	1	TERNA ENERGY FINANCE S.A. (Non Convertible)	6.5722	3.1500	99.2000	99.2000	99.2000	99.2990	16/01/2026	49,000	48,930.04	99.3000	B	19/01/2026	99.0125	99.7794
100,000	1,000.00	1,000.00	2.80	25/01/2027	5	---	8	---	1	PREMIA S.A. (Non Convertible)	14.0000	3.6430	98.7300	98.8000	98.7533	98.3270	16/01/2026	15,000	15,023.00	98.0010	B	19/01/2026	98.0104	99.4999
500,000	1,000.00	1,000.00	3.80	18/11/2032	7	---	1	---	1	LAMDA DEVELOPMENT S.A. (Non convertible)	6.7556	3.8300	99.5000	99.8536	99.6969	99.8540	16/01/2026	106,000	106,394.85	99.5500	B	19/01/2026	99.3000	99.9999
300,000	1,000.00	1,000.00	2.30	20/07/2028	7	---	9	---	1	PRODEA REIC S.A. (Non Convertible)	---	3.5190	96.2500	96.6000	96.3000	96.6010	16/01/2026	71,000	68,386.22	96.3000	B	19/01/2026	96.2500	97.5000
150,000	1,000.00	1,000.00	2.65	22/10/2026	5	---	9	---	1	CPLP SHIPPING HOLDINGS PLC (Non Convertible)	6.6986	3.3550	99.1000	99.3000	99.1870	99.2500	16/01/2026	27,000	26,961.36	99.0900	B	19/01/2026	99.0100	99.9000
500,000	1,000.00	1,000.00	2.75	03/07/2027	7	---	12	---	1	GEK TERNA S.A. (Non Convertible)	1.2222	3.3070	98.5000	99.4000	98.5000	98.9600	16/01/2026	120,000	118,931.17	98.5010	B	19/01/2026	98.4000	99.4000
120,000	1,000.00	1,000.00	2.65	06/12/2028	7	---	9	---	1	NOVAL PROPERTY REIC (Non Convertible)	3.2389	3.1600	97.5000	97.8000	97.7000	97.8000	16/01/2026	63,000	61,745.05	97.6000	B	19/01/2026	96.3000	98.3498
250,000	1,000.00	1,000.00	3.70	04/07/2032	7	---	2	---	1	AEGEAN AIRLINES S.A. (Non Convertible)	1.6444	3.4420	100.8000	102.0999	101.0000	101.0460	16/01/2026	38,000	38,628.48	100.8000	B	19/01/2026	100.0518	102.0999
100,000	1,000.00	1,000.00	2.95	11/02/2027	5	---	8	---	1	SAFE BULKERS PARTICIPATIONS PLC (Non Convertible)	13.3569	3.6890	98.6510	98.8000	98.7834	98.8000	16/01/2026	12,000	12,014.29	98.7600	B	19/01/2026	98.6100	99.0000
100,000	1,000.00	1,000.00	4.40	26/07/2029	7	---	7	---	1	CPLP SHIPPING HOLDINGS PLC (Non Convertible)	21.6333	3.5340	100.8500	101.0000	101.0000	100.9600	16/01/2026	52,000	53,613.79	100.9000	B	19/01/2026	100.7600	102.8500
500,000	1,000.00	1,000.00	4.00	10/07/2030	7	---	6	---	1	METLEN ENERGY & METALS S.A. (Non Convertible)	1.0000	3.3740	101.0000	101.1236	101.1000	101.1240	16/01/2026	256,000	258,893.38	101.0020	B	19/01/2026	101.0000	101.4000
99,697	1,000.00	1,000.00	5.50	15/12/2028	5	---	5	---	1	IDEAL HOLDINGS S.A. (Non Convertible)	5.6528	3.8710	103.1000	103.3000	103.1100	103.3000	16/01/2026	35,000	36,329.84	103.1010	B	19/01/2026	103.1000	104.1000
200,000	1,000.00	1,000.00	4.25	23/01/2029	5	---	4	---	1	AUTOHELLAS S.A. (Non Convertible)	21.4861	3.6450	100.6000	100.9500	100.8044	100.9750	16/01/2026	125,000	128,691.26	100.7700	B	19/01/2026	100.8044	101.8000
130,000	1,000.00	1,000.00	6.00	27/02/2029	5	---	4	---	1	INTRALOT S.A. (Non Convertible)	24.5000	4.5970	102.1300	102.7900	102.4030	102.3910	16/01/2026	66,000	69,203.00	102.1600	B	19/01/2026	101.9300	103.2200
140,000	1,000.00	1,000.00	4.70	15/12/2030	5	---	1	---	1	AKTOR A.E. (Μη μετατρέψιμο)	4.8306	4.0070	102.6000	103.0000	102.8000	103.1000	16/01/2026	20,000	20,656.61	103.0000	B	19/01/2026	102.2200	103.4000

Corporate Bonds Notes

Transactions Volume = (Pieces) * (Nominal Price). Transactions Value = (Pieces) * (Nominal Price) * (price %) + (Accrued interest).

The price of a Bond is stated as a percentage (%) of Bond's Nominal Price.

Nominal Price in Euros (€), except if it is noted differently.

Non Convertible Corporate Bonds - Regulated Market

Num Listed Bonds	Nominal price	Issue price	Today's Rate	Exp. Date	Duration (years)	Note	Coupon		Trading Unit	Corporate Bonds	Accrued Int.	Yield.T.Mat	Price min	Price max	Closing price	Previous closing price/date	Volume	Transactions Value	Last order			ear min	Year max	
							Common	Preferred											Price	Buy / Sell	Date			
500,000	1,000.00	1,000.00	3.20	29/09/2032	7	---	1	---	1	GEK TERNA S.A. (Non Convertible)	10.1333	3.5300	97.8000	98.2000	98.0000	98.4990	16/01/2026	132,000	130,691.58	98.0000	B	19/01/2026	97.4000	99.3790
250,000	1,000.00	1,000.00	2.45	16/11/2028	7	---	9	---	1	ELVALHALCOR S.A. (Non Convertible)	4.4236	3.4710	96.2700	97.0000	96.4000	96.2760	16/01/2026	50,000	48,424.88	96.4200	B	19/01/2026	96.1009	97.0000

Corporate Bonds Notes

Transactions Volume = (Pieces) * (Nominal Price). Transactions Value = (Pieces) * (Nominal Price) * (price %) + (Accrued interest).

The price of a Bond is stated as a percentage (%) of Bond's Nominal Price.

Nominal Price in Euros (€), except if it is noted differently.

Government Bonds

Number Listed Bonds	Nominal price	Today's Rate	Accrued Interest Calc	Exp. Date [1]	Duration (years)	Note	Coupons Date	Curr. coupon value	Trading Unit	Government Bonds	Price min	Price max	Closing price	Previous closing price/date	Volume	Transactions Value	Price	Last order Buy / Sell	Date
4,000,000	1,000.00	4.13	Actual/Actual	15/06/2054	30	---	15/06	4.13	1	GGB-FXD-150654-30Y-4.125-1.000	---	---	---	---	---	---	---	---	---
4,700,000	1,000.00	1.88	Actual/Actual	04/02/2035	15	---	04/02	1.88	1	GGB-FXD-040235-15Y-1.875-1.000	---	---	---	---	---	---	---	---	---
6,000,000	1,000.00	0.75	Actual/Actual	18/06/2031	10	---	18/06	0.75	1	GGB-FXD-180631-10Y-0.750-1.000	---	---	---	---	---	---	---	---	---
3,600,000	1,000.00	3.88	Actual/Actual	15/06/2028	5	---	15/06	3.88	1	GGB-FXD-150628-05Y-3.875-1.000	---	---	---	---	---	---	---	---	---
5,962,747,327	1.00	3.75	Actual/Actual	30/01/2028	10	---	/02 - 02/02 - 31/	3.75	1	GGB-FXD-300128-10Y-3.750-1.000	---	---	---	85.4610 13/07/2018	---	---	1.0000	B	28/11/2018
7,067,309,386	1.00	3.90	Actual/Actual	30/01/2033	15	---	/02 - 02/02 - 31/	3.90	1	GGB-FXD-300133-15Y-3.900-1.000	---	---	---	78.6730 13/07/2018	---	---	1.0000	B	28/11/2018
5,622,848,349	1.00	4.00	Actual/Actual	30/01/2037	19	---	/02 - 02/02 - 31/	4.00	1	GGB-FXD-300137-19Y-4.000-1.000	---	---	---	77.0370 13/07/2018	---	---	1.0000	B	28/11/2018
5,476,770,669	1.00	4.20	Actual/Actual	30/01/2042	24	---	/02 - 02/02 - 31/	4.20	1	GGB-FXD-300142-24Y-4.200-1.000	---	---	---	77.7640 13/07/2018	---	---	1.0000	B	28/11/2018
4,950,000	1,000.00	3.38	Actual/Actual	15/06/2034	10	---	15/06	3.38	1	GGB-FXD-150634-10Y-3.375-1.000	---	---	---	---	---	---	---	---	---
59,586,043	1.00	4.30	Actual/Actual	24/02/2026	14	---	24/02	4.30	1	GGB-FXD-240226-14Y-2.000-1.000	---	---	---	10.0000 22/06/2015	---	---	---	---	---
41,118,344	1.00	4.30	Actual/Actual	24/02/2027	15	---	24/02	4.30	1	GGB-FXD-240227-15Y-2.000-1.000	---	---	---	10.0000 22/06/2015	---	---	---	---	---
45,137,734	1.00	4.30	Actual/Actual	24/02/2028	16	---	24/02	4.30	1	GGB-FXD-240228-16Y-2.000-1.000	---	---	---	10.0000 22/06/2015	---	---	---	---	---
61,768,888	1.00	4.30	Actual/Actual	24/02/2029	17	---	24/02	4.30	1	GGB-FXD-240229-17Y-2.000-1.000	---	---	---	10.0000 22/06/2015	---	---	---	---	---
54,567,744	1.00	4.30	Actual/Actual	24/02/2030	18	---	24/02	4.30	1	GGB-FXD-240230-18Y-2.000-1.000	---	---	---	10.0000 22/06/2015	---	---	---	---	---
37,541,515	1.00	4.30	Actual/Actual	24/02/2031	19	---	24/02	4.30	1	GGB-FXD-240231-19Y-2.000-1.000	---	---	---	10.0000 22/06/2015	---	---	---	---	---
37,558,317	1.00	4.30	Actual/Actual	24/02/2032	20	---	24/02	4.30	1	GGB-FXD-240232-20Y-2.000-1.000	---	---	---	10.0000 22/06/2015	---	---	---	---	---
37,473,732	1.00	4.30	Actual/Actual	24/02/2033	21	---	24/02	4.30	1	GGB-FXD-240233-21Y-2.000-1.000	---	---	---	10.0000 22/06/2015	---	---	---	---	---
33,888,293	1.00	4.30	Actual/Actual	24/02/2034	22	---	24/02	4.30	1	GGB-FXD-240234-22Y-2.000-1.000	---	---	---	10.0000 22/06/2015	---	---	---	---	---
35,177,800	1.00	4.30	Actual/Actual	24/02/2035	23	---	24/02	4.30	1	GGB-FXD-240235-23Y-2.000-1.000	---	---	---	10.0000 22/06/2015	---	---	---	---	---
35,547,268	1.00	4.30	Actual/Actual	24/02/2036	24	---	24/02	4.30	1	GGB-FXD-240236-24Y-2.000-1.000	---	---	---	10.0000 22/06/2015	---	---	---	---	---
40,246,306	1.00	4.30	Actual/Actual	24/02/2037	25	---	24/02	4.30	1	GGB-FXD-240237-25Y-2.000-1.000	---	---	---	10.0000 22/06/2015	---	---	---	---	---
37,643,952	1.00	4.30	Actual/Actual	24/02/2038	26	---	24/02	4.30	1	GGB-FXD-240238-26Y-2.000-1.000	---	---	---	10.0000 22/06/2015	---	---	---	---	---
36,977,100	1.00	4.30	Actual/Actual	24/02/2039	27	---	24/02	4.30	1	GGB-FXD-240239-27Y-2.000-1.000	---	---	---	10.0000 22/06/2015	---	---	---	---	---
41,615,000	1.00	4.30	Actual/Actual	24/02/2040	28	---	24/02	4.30	1	GGB-FXD-240240-28Y-2.000-1.000	---	---	---	10.0000 22/06/2015	---	---	---	---	---
42,227,208	1.00	4.30	Actual/Actual	24/02/2041	29	---	24/02	4.30	1	GGB-FXD-240241-29Y-2.000-1.000	---	---	---	10.0000 22/06/2015	---	---	---	---	---
68,288,487	1.00	4.30	Actual/Actual	24/02/2042	30	---	24/02	4.30	1	GGB-FXD-240242-30Y-2.000-1.000	---	---	---	10.0000 22/06/2015	---	---	---	---	---
4,700,000	1,000.00	3.88	Actual/Actual	12/03/2029	10	---	12/03	3.88	1	GGB-FXD-120329-10Y-3.875-1.000	---	---	---	---	---	---	100.0000	B	15/10/2019
3,192,362	1,000.00	0.00	Actual/Actual	12/02/2026	5	---	12/02	0.00	1	GGB-FXD-120226-05Y-0.000-1.000	---	---	---	---	---	---	---	---	---
2,100,000	1,000.00	3.55	Actual/Actual	20/03/2026	7	---	20/03	3.55	1	GGB-FXD-200326-07Y-3.550-1.000	---	---	---	---	---	---	---	---	---
5,500,000	1,000.00	1.50	Actual/Actual	18/06/2030	10	---	18/06	1.50	1	GGB-FXD-180630-10Y-1.500-1.000	---	---	---	---	---	---	---	---	---
5,500,000	1,000.00	4.38	Actual/Actual	18/07/2038	15	---	18/07	4.38	1	GGB-FXD-180738-15Y-4.375-1.000	---	---	---	---	---	---	---	---	---
40,000	1,000.00	2.72	FLR Actual/360	18/09/2026	1	---	18/09 - 18/03	---	1	GGB-FLT-180926-01Y-2.717-1.000	---	---	---	---	---	---	---	---	---
5,364,250	1,000.00	3.25	Actual/Actual	20/03/2050	30	---	20/03	3.25	1	GGB-FXD-200350-30Y-3.250-1.000	---	---	---	---	---	---	---	---	---
4,500,000	1,000.00	3.63	Actual/Actual	15/06/2035	10	---	15/06	3.63	1	GGB-FXD-150635-10Y-3.625-1000.00	---	---	---	---	---	---	---	---	---
3,924,361	1,000.00	2.00	Actual/Actual	22/04/2027	7	---	22/04	2.00	1	GGB-FXD-220427-07Y-2.000-1.000	---	---	---	---	---	---	99.9000	B	22/04/2020

Government Bonds Notes

Transactions Volume = (Pieces) * (Nominal Price). Transactions Value = (Pieces) * (Nominal Price) * (price %) + (Accrued interest).

The Value of current coupon for the issues with NV 0.01 euro refers to NV 100 euros

FLR: Floating Interest Rate.

[1] - The Expiration Date of the interest bearing period and the Date for coupon payment.

Government Bonds

Number Listed Bonds	Nominal price	Today's Rate	Accrued Interest Calc	Exp. Date [1]	Duration (years)	Note	Coupons Date	Curr. coupon value	Trading Unit	Government Bonds	Price min	Price max	Closing price	Previous closing price/date	Volume	Transactions Value	Price	Last order Buy / Sell	Date
2,298,012	1,000.00	1.88	Actual/Actual	23/07/2026	7	---	23/07	1.88	1	GGB-FXD-230726-07Y-1.875-1.000	---	---	---	---	---	---	---	---	---
4,900,000	1,000.00	4.25	Actual/Actual	15/06/2033	10	---	15/06	4.25	1	GGB-FXD-150633-10Y-4.250-1.000	---	---	---	---	---	---	---	---	---
3,500,000	1,000.00	1.88	Actual/Actual	24/01/2052	30	---	24/01	1.88	1	GGB-FXD-240152-30Y-1.875-1.000	---	---	---	---	---	---	---	---	---
3,700,000	1,000.00	1.75	Actual/Actual	18/06/2032	10	---	18/06	1.75	1	GGB-FXD-180632-10Y-1.750-1.000	---	---	---	---	---	---	---	---	---
2,200,000	1,000.00	1.13	FLR Actual/360	15/12/2027	5	---	- 15/03 - 15/09 -	---	1	GGB-FLT-151227-05Y-1.130-1.000	---	---	---	---	---	---	102.1600	B	30/12/2022

Government Bonds Notes

Transactions Volume = (Pieces) * (Nominal Price). Transactions Value = (Pieces) * (Nominal Price) * (price %) + (Accrued interest).

The Value of current coupon for the issues with NV 0.01 euro refers to NV 100 euros

FLR: Floating Interest Rate.

[1] - The Expiration Date of the interest bearing period and the Date for coupon payment.

Treasury Bills & Zero Coupon Government Bonds

Issue Date	13-Week Maturity									26-Week Maturity									52-Week Maturity								
	Exp. Date	Initial Rate	Num Listed Bonds	Nominal price	Issue price	Last Trade Price	Last Trade Date	Volume Traded	Note	Exp. Date	Initial Rate	Num Listed Bonds	Nominal price	Issue price	Last Trade Price	Last Trade Date	Volume Traded	Note	Exp. Date	Initial Rate	Num Listed Bonds	Nominal price	Issue price	Last Trade Price	Last Trade Date	Volume Traded	Note
07/03/2025	---	---	---	---	---	---	---	---	---	---	---	---	---	---	---	---	---	---	06/03/2026	2.15	600,000	1,000.00	978.76	---	---	---	---
06/06/2025	---	---	---	---	---	---	---	---	---	---	---	---	---	---	---	---	---	---	06/06/2026	1.84	600,000	1,000.00	981.74	---	---	---	---
05/09/2025	---	---	---	---	---	---	---	---	---	---	---	---	---	---	---	---	---	---	04/09/2026	1.97	600,000	1,000.00	0.00	---	---	---	---
05/12/2025	---	---	---	---	---	---	---	---	---	---	---	---	---	---	---	---	---	---	04/12/2026	2.03	600,000	1,000.00	997.90	---	---	---	---

Bonds in Circulation	Currency / Min nominal traded Value	Coupons Payment Date	Current Coupon Value	Note	Coupon	Trading Unit	Issue Date	Duration (years)	Today's Interest	A.I.C in days	Bonds	Last price of previous days		Last Outcry in Cash (euro)		Trades in Pieces	Life min	Life Max	
												Price	Buy / Sell	Price	Buy / Sell				
Corporate Bonds in Foreign Currency and Euro																			
103,746	GBP / 10	01/12	0.25	---	67	1	01/12/1930	98	2.5	360	National Mortgage Bank	2.27	05/02/1996	2.27	S	05/02/1996	---	2.27	2.27
0	GBP / 10	01/12	0.25	---	69	1	01/12/1928	100	2.5	360	National Mortgage Bank	---	---	---	---	---	---	---	---

Government Bonds Notes

A.I.C: Accrued Interest Calculation base.

FLR: Floating Interest Rate.

The minimum tradeable Nominal Value for all Demeterialised Government Titles is 100 Euros.

(μτφρ-0)

Underlying Asset				Derivatives Market													
Price max	Price min	Closing price	change	Delivery Month	Open price	Price max	Price min	Last price	Closing price	Last Bid	Last Ask	Fixing price*	Life high	Life low	Trades	Volume	Open Interest
FTSE/Athex Large Cap				(Trade Unit: 1 Index Point x 2€, Cash Settlement)													
5,741.14	5,624.14	5,733.10	0.48%	February 2026	5,686.25	5,750.00	5,610.00	5,739.50	5,739.50	---	---	---	5,750.00	---	222	870	5,877
				March 2026	5,632.00	5,745.00	5,632.00	5,730.00	5,730.00	---	---	---	5,745.00	---	19	111	3
				April 2026	---	---	---	---	5,734.25	---	---	---	---	---	---	---	---
				June 2026	---	---	---	---	5,754.25	---	---	---	---	---	---	---	---
				September 2026	---	---	---	---	5,783.00	---	---	---	---	---	---	---	---
				December 2026	---	---	---	---	5,812.00	---	---	---	---	---	---	---	---
FTSE/Athex Banks				(Trade Unit: 1 Index Point x 15€, Cash Settlement)													
2,669.32	2,571.16	2,668.50	1.75%	March 2026	2,609.00	2,685.75	2,609.00	2,685.75	2,685.75	---	---	---	2,685.75	---	13	74	3,032
				June 2026	---	---	---	---	2,645.25	---	---	---	---	---	---	---	---
				September 2026	---	---	---	---	2,658.50	---	---	---	---	---	---	---	---
				December 2026	---	---	---	---	2,671.75	---	---	---	---	---	---	---	---
MSCI GREECE REBASED				(Trade Unit: 1 Index Point x 2€, Cash Settlement)													
9,585.32	9,286.93	9,566.58	1.23%	February 2026	---	---	---	---	9,359.50	---	---	---	8,736.50	---	---	---	---
				March 2026	---	---	---	---	9,483.00	---	---	---	---	---	---	---	---
				April 2026	---	---	---	---	9,497.75	---	---	---	---	---	---	---	---
				May 2026	---	---	---	---	9,512.50	---	---	---	---	---	---	---	---
				June 2026	---	---	---	---	9,530.75	---	---	---	---	---	---	---	---
				July 2026	---	---	---	---	9,545.50	---	---	---	---	---	---	---	---
				September 2026	---	---	---	---	9,578.50	---	---	---	---	---	---	---	---
				December 2026	---	---	---	---	9,626.50	---	---	---	---	---	---	---	---

Derivatives notes - <https://www.athexgroup.gr/en/market-data/statistics/eod-closing-prices/>

Fixing prices and final open positions can be retrieved from the following path <http://www.athexgroup.gr/en/market-data/statistics/eod-closing-prices>

Underlying Asset				Derivatives Market													
Price max	Price min	Closing price	change	Delivery Month	Open price	Price max	Price min	Last price	Closing price	Last Bid	Last Ask	Fixing price*	Life high	Life low	Trades	Volume	Open Interest
ADMIE (IPTO) HOLDING S.A. (CR)				(Contract Size: 100 Securities, Physical Delivery)													
2.935	2.89	2.925	-1.02%	March 2026	2.92	2.94	2.90	2.92	2.92	---	---	---	3.09	---	19	163	14,480
				June 2026	---	---	---	---	2.98	---	---	---	---	---	---	---	---
				September 2026	---	---	---	---	3.00	---	---	---	---	---	---	---	---
				December 2026	---	---	---	---	3.01	---	---	---	---	---	---	---	---
AEGEAN AIRLINES (CR)				(Contract Size: 100 Securities, Physical Delivery)													
14	13.84	13.98	-0.71%	March 2026	14.03	14.04	13.93	14.02	14.02	---	---	---	14.68	---	27	94	4,465
				June 2026	---	---	---	---	14.20	---	---	---	---	---	---	---	---
				September 2026	---	---	---	---	14.27	---	---	---	---	---	---	---	---
				December 2026	---	---	---	---	14.34	---	---	---	---	---	---	---	---
AKTOR S.A. HOLDING CO. (CR)				(Contract Size: 100 Securities, Physical Delivery)													
9.85	9.57	9.85	1.03%	March 2026	9.63	9.93	9.63	9.93	9.93	---	---	---	10.00	---	34	822	81,093
				June 2026	---	---	---	---	9.83	---	---	---	---	---	---	---	---
				September 2026	---	---	---	---	9.88	---	---	---	---	---	---	---	---
				December 2026	---	---	---	---	9.93	---	---	---	---	---	---	---	---
ALPHA BANK (CR)				(Contract Size: 100 Securities, Physical Delivery)													
4	3.891	3.97	-0.23%	March 2026	3.92	4.02	3.89	3.98	3.98	---	---	---	4.02	---	223	5,686	52,299
				June 2026	---	---	---	---	4.04	---	---	---	4.00	---	---	---	10
				September 2026	---	---	---	---	4.03	---	---	---	---	---	---	---	---
				December 2026	---	---	---	---	4.05	---	---	---	---	---	---	---	---
ATHENS INTL AIRPORT (CR)				(Contract Size: 100 Securities, Physical Delivery)													
11.19	11.06	11.18	-0.09%	March 2026	11.06	11.06	11.06	11.06	11.06	---	---	---	11.22	---	1	2	227
				June 2026	---	---	---	---	11.29	---	---	---	---	---	---	---	---
				September 2026	---	---	---	---	11.34	---	---	---	---	---	---	---	---
				December 2026	---	---	---	---	11.40	---	---	---	---	---	---	---	---
AUTOHELLAS SA (CR)				(Contract Size: 100 Securities, Physical Delivery)													
12.76	12.6	12.7	-1.55%	March 2026	12.70	12.70	12.70	12.70	12.70	---	---	---	13.14	---	1	2	530
				June 2026	---	---	---	---	13.01	---	---	---	---	---	---	---	---
				September 2026	---	---	---	---	13.08	---	---	---	---	---	---	---	---
				December 2026	---	---	---	---	13.14	---	---	---	---	---	---	---	---
AVAX S.A. (CR)				(Contract Size: 100 Securities, Physical Delivery)													
3.52	3.13	3.5	8.36%	March 2026	3.19	3.55	3.14	3.53	3.53	---	---	---	3.55	---	96	457	3,367
				June 2026	---	---	---	---	3.26	---	---	---	---	---	---	---	---
				September 2026	---	---	---	---	3.27	---	---	---	---	---	---	---	---
				December 2026	---	---	---	---	3.29	---	---	---	---	---	---	---	---

Derivatives notes - <https://www.athexgroup.gr/en/market-data/statistics/eod-closing-prices/>

Fixing prices and final open positions can be retrieved from the following path <http://www.athexgroup.gr/en/market-data/statistics/eod-closing-prices>

Underlying Asset				Derivatives Market													
Price max	Price min	Closing price	change	Delivery Month	Open price	Price max	Price min	Last price	Closing price	Last Bid	Last Ask	Fixing price*	Life high	Life low	Trades	Volume	Open Interest
BALLY'S INTRALOT (CR)				(Contract Size: 100 Securities, Physical Delivery)													
1.068	1.014	1.066	1.14%	March 2026	1.04	1.08	1.02	1.07	1.07	---	---	---	1.27	---	111	12,001	1,041,226
				June 2026	---	---	---	---	1.06	---	---	---	---	---	---	---	---
				September 2026	---	---	---	---	1.07	---	---	---	---	---	---	---	---
				December 2026	---	---	---	---	1.07	---	---	---	---	---	---	---	---
BANK OF CYPRUS (CR)				(Contract Size: 100 Securities, Physical Delivery)													
8.6	8.38	8.56	-0.23%	March 2026	8.45	8.67	8.45	8.67	8.67	---	---	---	8.74	---	14	131	4,319
				June 2026	---	---	---	---	8.65	---	---	---	---	---	---	---	---
				September 2026	---	---	---	---	8.70	---	---	---	---	---	---	---	---
				December 2026	---	---	---	---	8.74	---	---	---	---	---	---	---	---
CC HBC AG (CR)				(Contract Size: 100 Securities, Physical Delivery)													
45.34	44.98	45.3	0.44%	March 2026	---	---	---	---	45.08	---	---	---	46.44	---	---	---	263
				June 2026	---	---	---	---	45.49	---	---	---	---	---	---	---	---
				September 2026	---	---	---	---	45.71	---	---	---	---	---	---	---	---
				December 2026	---	---	---	---	45.94	---	---	---	---	---	---	---	---
CENERGY HOLDINGS (CB)				(Contract Size: 100 Securities, Physical Delivery)													
17.1	16.56	17.06	0.35%	March 2026	16.52	17.02	16.49	17.02	17.02	---	---	---	17.16	---	33	133	4,756
				June 2026	---	---	---	---	17.15	---	---	---	---	---	---	---	---
				September 2026	---	---	---	---	17.23	---	---	---	---	---	---	---	---
				December 2026	---	---	---	---	17.32	---	---	---	---	---	---	---	---
CrediaBank (CR)				(Contract Size: 100 Securities, Physical Delivery)													
1.526	1.44	1.51	1.07%	March 2026	1.48	1.53	1.45	1.52	1.52	---	---	---	1.74	---	108	1,572	17,917
				June 2026	---	---	---	---	1.51	---	---	---	---	---	---	---	---
				September 2026	---	---	---	---	1.51	---	---	---	---	---	---	---	---
				December 2026	---	---	---	---	1.52	---	---	---	---	---	---	---	---
ELLAKTOR (CR)				(Contract Size: 100 Securities, Physical Delivery)													
1.366	1.334	1.366	-0.44%	March 2026	1.35	1.36	1.33	1.36	1.36	---	---	---	1.77	---	16	117	2,638
				June 2026	---	---	---	---	1.38	---	---	---	---	---	---	---	---
				September 2026	---	---	---	---	1.39	---	---	---	---	---	---	---	---
				December 2026	---	---	---	---	1.40	---	---	---	---	---	---	---	---
ELVALHALCOR (CR)				(Contract Size: 100 Securities, Physical Delivery)													
4.25	4.045	4.24	1.56%	March 2026	4.18	4.27	4.14	4.26	4.26	---	---	---	4.27	---	26	116	4,936
				June 2026	---	---	---	---	4.21	---	---	---	---	---	---	---	---
				September 2026	---	---	---	---	4.23	---	---	---	---	---	---	---	---
				December 2026	---	---	---	---	4.25	---	---	---	---	---	---	---	---

Derivatives notes - <https://www.athexgroup.gr/en/market-data/statistics/eod-closing-prices/>

Fixing prices and final open positions can be retrieved from the following path <http://www.athexgroup.gr/en/market-data/statistics/eod-closing-prices>

Underlying Asset				Derivatives Market													
Price max	Price min	Closing price	change	Delivery Month	Open price	Price max	Price min	Last price	Closing price	Last Bid	Last Ask	Fixing price*	Life high	Life low	Trades	Volume	Open Interest
EUROBANK (CR)				(Contract Size: 100 Securities, Physical Delivery)													
4.06	3.883	4.059	2.37%	March 2026	3.90	4.08	3.88	4.08	4.08	---	---	---	4.08	---	352	5,087	22,153
				June 2026	---	---	---	---	4.00	---	---	---	---	---	---	---	---
				September 2026	---	---	---	---	4.02	---	---	---	---	---	---	---	---
				December 2026	---	---	---	---	4.04	---	---	---	---	---	---	---	---
EYDAP S.A. (CR)				(Contract Size: 100 Securities, Physical Delivery)													
7.4	7.28	7.4	-0.67%	March 2026	---	---	---	---	7.51	---	---	---	8.03	---	---	---	11,866
				June 2026	---	---	---	---	7.51	---	---	---	---	---	---	---	---
				September 2026	---	---	---	---	7.55	---	---	---	---	---	---	---	---
				December 2026	---	---	---	---	7.59	---	---	---	---	---	---	---	---
FOURLIS (CR)				(Contract Size: 100 Securities, Physical Delivery)													
4.22	4.14	4.175	-0.83%	March 2026	4.17	4.21	4.17	4.21	4.21	---	---	---	4.45	---	5	9	4,953
				June 2026	---	---	---	---	4.25	---	---	---	---	---	---	---	---
				September 2026	---	---	---	---	4.27	---	---	---	---	---	---	---	---
				December 2026	---	---	---	---	4.29	---	---	---	---	---	---	---	---
GEK TERNA (CR)				(Contract Size: 100 Securities, Physical Delivery)													
30.6	29.4	30.26	1.14%	March 2026	29.31	30.69	29.28	30.35	30.35	---	---	---	30.70	---	151	688	8,625
				June 2026	---	---	---	---	30.18	---	---	---	---	---	---	---	---
				September 2026	---	---	---	---	30.33	---	---	---	---	---	---	---	---
				December 2026	---	---	---	---	30.48	---	---	---	---	---	---	---	---
HELLENIC EXCHANGES-A.S.E. (CR)				(Contract Size: 100 Securities, Physical Delivery)													
6.12	6	6.1	0.83%	March 2026	6.08	6.08	6.08	6.08	6.08	---	---	---	6.40	---	2	24	3,522
				June 2026	---	---	---	---	6.10	---	---	---	---	---	---	---	---
				September 2026	---	---	---	---	6.13	---	---	---	---	---	---	---	---
				December 2026	---	---	---	---	6.16	---	---	---	---	---	---	---	---
HELLENIQ ENERGY (CR)				(Contract Size: 100 Securities, Physical Delivery)													
8.645	8.565	8.59	-3.10%	March 2026	8.61	8.66	8.60	8.61	8.61	---	---	---	8.82	---	28	154	5,175
				June 2026	---	---	---	---	8.94	---	---	---	---	---	---	---	---
				September 2026	---	---	---	---	8.99	---	---	---	---	---	---	---	---
				December 2026	---	---	---	---	9.03	---	---	---	---	---	---	---	---
INTRACOM HOLDINGS (CR)				(Contract Size: 100 Securities, Physical Delivery)													
3.62	3.525	3.61	-0.55%	March 2026	3.56	3.65	3.56	3.64	3.64	---	---	---	3.88	---	95	378	12,303
				June 2026	---	---	---	---	3.66	---	---	---	---	---	---	---	---
				September 2026	---	---	---	---	3.68	---	---	---	---	---	---	---	---
				December 2026	---	---	---	---	3.70	---	---	---	---	---	---	---	---

Derivatives notes - <https://www.athexgroup.gr/en/market-data/statistics/eod-closing-prices/>

Fixing prices and final open positions can be retrieved from the following path <http://www.athexgroup.gr/en/market-data/statistics/eod-closing-prices>

Underlying Asset				Derivatives Market													
Price max	Price min	Closing price	change	Delivery Month	Open price	Price max	Price min	Last price	Closing price	Last Bid	Last Ask	Fixing price*	Life high	Life low	Trades	Volume	Open Interest
JUMBO SA (CR)				(Contract Size: 100 Securities, Physical Delivery)													
26.02	25.6	25.82	-1.53%	March 2026	26.27	26.27	25.80	25.82	25.82	---	---	---	28.76	---	50	194	3,069
---	---	---	---	June 2026	---	---	---	---	26.44	---	---	---	---	---	---	---	---
---	---	---	---	September 2026	---	---	---	---	26.58	---	---	---	---	---	---	---	---
---	---	---	---	December 2026	---	---	---	---	26.71	---	---	---	---	---	---	---	---
LAMDA DEVELOPMENT SA (CR)				(Contract Size: 100 Securities, Physical Delivery)													
7.07	6.99	7.06	-0.28%	March 2026	7.06	7.10	7.05	7.09	7.09	---	---	---	7.42	---	59	300	15,121
---	---	---	---	June 2026	---	---	---	---	7.14	---	---	---	---	---	---	---	---
---	---	---	---	September 2026	---	---	---	---	7.18	---	---	---	---	---	---	---	---
---	---	---	---	December 2026	---	---	---	---	7.21	---	---	---	---	---	---	---	---
METLEN PLC (CR)				(Contract Size: 100 Securities, Physical Delivery)													
43.4	42.42	42.74	-2.02%	March 2026	43.70	43.70	42.74	42.97	42.97	---	---	---	48.02	---	211	1,042	13,192
---	---	---	---	June 2026	---	---	---	---	43.99	---	---	---	---	---	---	---	---
---	---	---	---	September 2026	---	---	---	---	44.21	---	---	---	---	---	---	---	---
---	---	---	---	December 2026	---	---	---	---	44.43	---	---	---	---	---	---	---	---
MIG (CR)				(Contract Size: 100 Securities, Physical Delivery)													
3.8	3.67	3.8	1.33%	March 2026	---	---	---	---	3.82	---	---	---	3.90	---	---	---	141
---	---	---	---	June 2026	---	---	---	---	3.78	---	---	---	---	---	---	---	---
---	---	---	---	September 2026	---	---	---	---	3.80	---	---	---	---	---	---	---	---
---	---	---	---	December 2026	---	---	---	---	3.82	---	---	---	---	---	---	---	---
MOTOR OIL (CR)				(Contract Size: 100 Securities, Physical Delivery)													
29.92	29.2	29.5	-0.81%	March 2026	29.66	29.94	29.42	29.83	29.83	---	---	---	31.66	---	10	46	1,285
---	---	---	---	June 2026	---	---	---	---	29.99	---	---	---	---	---	---	---	---
---	---	---	---	September 2026	---	---	---	---	30.14	---	---	---	---	---	---	---	---
---	---	---	---	December 2026	---	---	---	---	30.30	---	---	---	---	---	---	---	---
NATIONAL BANK (CR)				(Contract Size: 100 Securities, Physical Delivery)													
15.395	14.62	15.31	2.79%	March 2026	14.75	15.44	14.68	15.32	15.32	---	---	---	15.44	---	196	1,286	15,642
---	---	---	---	June 2026	14.99	15.39	14.99	15.39	15.39	---	---	---	15.39	---	3	3	---
---	---	---	---	September 2026	---	---	---	---	15.10	---	---	---	---	---	---	---	---
---	---	---	---	December 2026	---	---	---	---	15.17	---	---	---	---	---	---	---	---
OPAP (CR)				(Contract Size: 100 Securities, Physical Delivery)													
17.98	17.66	17.69	-1.01%	March 2026	17.77	18.05	17.77	17.80	17.80	---	---	---	19.13	---	14	52	3,335
---	---	---	---	June 2026	---	---	---	---	18.02	---	---	---	---	---	---	---	---
---	---	---	---	September 2026	---	---	---	---	18.11	---	---	---	---	---	---	---	---
---	---	---	---	December 2026	---	---	---	---	18.20	---	---	---	---	---	---	---	---

Derivatives notes - <https://www.athexgroup.gr/en/market-data/statistics/eod-closing-prices/>

Fixing prices and final open positions can be retrieved from the following path <http://www.athexgroup.gr/en/market-data/statistics/eod-closing-prices>

Underlying Asset				Derivatives Market													
Price max	Price min	Closing price	change	Delivery Month	Open price	Price max	Price min	Last price	Closing price	Last Bid	Last Ask	Fixing price*	Life high	Life low	Trades	Volume	Open Interest
OPTIMA BANK (CR)				(Contract Size: 100 Securities, Physical Delivery)													
8.39	8.06	8.39	0.36%	March 2026	8.21	8.38	8.11	8.34	8.34	---	---	---	8.62	---	48	223	1,127
				June 2026	---	---	---	---	8.43	---	---	---	---	---	---	---	---
				September 2026	---	---	---	---	8.47	---	---	---	---	---	---	---	---
				December 2026	---	---	---	---	8.52	---	---	---	---	---	---	---	---
OTE (CR)				(Contract Size: 100 Securities, Physical Delivery)													
16.69	16.5	16.5	-1.73%	March 2026	16.68	16.68	16.59	16.59	16.59	---	---	---	17.50	---	6	12	1,959
				June 2026	---	---	---	---	16.93	---	---	---	---	---	---	---	---
				September 2026	---	---	---	---	17.02	---	---	---	---	---	---	---	---
				December 2026	---	---	---	---	17.10	---	---	---	---	---	---	---	---
P.P.A. S.A. (CR)				(Contract Size: 100 Securities, Physical Delivery)													
40.35	39.65	40	0.00%	March 2026	39.75	39.75	39.75	39.75	39.75	---	---	---	41.77	---	1	1	73
				June 2026	---	---	---	---	40.34	---	---	---	---	---	---	---	---
				September 2026	---	---	---	---	40.54	---	---	---	---	---	---	---	---
				December 2026	---	---	---	---	40.75	---	---	---	---	---	---	---	---
PIRAEUS BANK (CR)				(Contract Size: 100 Securities, Physical Delivery)													
8.26	7.886	8.26	1.98%	March 2026	7.95	8.29	7.90	8.27	8.27	---	---	---	8.29	---	369	4,858	60,646
				June 2026	8.01	8.24	8.01	8.24	8.24	---	---	---	8.24	---	2	6	5
				September 2026	---	---	---	---	8.21	---	---	---	---	---	---	---	---
				December 2026	---	---	---	---	8.25	---	---	---	---	---	---	---	---
PPC (CR)				(Contract Size: 100 Securities, Physical Delivery)													
18.73	18.25	18.63	0.65%	March 2026	18.51	18.81	18.30	18.68	18.68	---	---	---	18.91	---	127	771	20,578
				June 2026	---	---	---	---	18.67	---	---	---	---	---	---	---	---
				September 2026	---	---	---	---	18.76	---	---	---	---	---	---	---	---
				December 2026	---	---	---	---	18.86	---	---	---	---	---	---	---	---
QUEST HOLDINGS (CR)				(Contract Size: 100 Securities, Physical Delivery)													
6.97	6.84	6.84	-1.58%	March 2026	6.90	6.90	6.90	6.90	6.90	---	---	---	7.26	---	4	20	355
				June 2026	---	---	---	---	7.01	---	---	---	---	---	---	---	---
				September 2026	---	---	---	---	7.04	---	---	---	---	---	---	---	---
				December 2026	---	---	---	---	7.08	---	---	---	---	---	---	---	---
TITAN (CB)				(Contract Size: 100 Securities, Physical Delivery)													
55	53.9	54.9	0.37%	March 2026	54.22	54.72	54.22	54.60	54.60	---	---	---	55.70	---	9	35	249
				June 2026	---	---	---	---	55.17	---	---	---	---	---	---	---	---
				September 2026	---	---	---	---	55.44	---	---	---	---	---	---	---	---
				December 2026	---	---	---	---	55.72	---	---	---	---	---	---	---	---

Derivatives notes - <https://www.athexgroup.gr/en/market-data/statistics/eod-closing-prices/>

Fixing prices and final open positions can be retrieved from the following path <http://www.athexgroup.gr/en/market-data/statistics/eod-closing-prices>

Underlying Asset				Derivatives Market													
Price max	Price min	Closing price	change	Delivery Month	Open price	Price max	Price min	Last price	Closing price	Last Bid	Last Ask	Fixing price*	Life high	Life low	Trades	Volume	Open Interest
VIOHALCO SA/NV (CB)				(Contract Size: 100 Securities, Physical Delivery)													
12.22	11.88	12.12	-1.14%	March 2026	11.98	12.25	11.98	12.19	12.19	---	---	---	12.36	---	58	209	2,188
				June 2026	---	---	---	---	12.36	---	---	---	---	---	---	---	---
				September 2026	---	---	---	---	12.43	---	---	---	---	---	---	---	---
				December 2026	---	---	---	---	12.49	---	---	---	---	---	---	---	---

Derivatives notes - <https://www.athexgroup.gr/en/market-data/statistics/eod-closing-prices/>

Fixing prices and final open positions can be retrieved from the following path <http://www.athexgroup.gr/en/market-data/statistics/eod-closing-prices>

FTSE/Athex Large Cap

(Trade Unit: 1 Index Point x 2€ - Exercise Style: European, Cash Settlement)

Call Options														Put Options																			
February 2026							March 2026							Other Months		February 2026							March 2026							Other Months		Exercise Price	
Open price	Price max	Price min	Last price	Closing price	Volume	Open Interest	Open price	Price max	Price min	Last price	Closing price	Volume	Open Interest	Volume	Open Interest	Open price	Price max	Price min	Last price	Closing price	Volume	Open Interest	Open price	Price max	Price min	Last price	Closing price	Volume	Open Interest	Volume	Open Interest		
3,350	-	-	-	-	-	-	0.00	0.00	0.00	-	2,276.00	-	-	-	-	-	-	-	-	-	-	-	0.00	0.00	0.00	-	0.01	-	-	-	-	3,350	
3,400	-	-	-	-	-	-	0.00	0.00	0.00	-	2,226.00	-	-	-	-	-	-	-	-	-	-	-	0.00	0.00	0.00	-	0.01	-	-	-	-	3,400	
3,450	-	-	-	-	-	-	0.00	0.00	0.00	-	2,176.00	-	-	-	-	-	-	-	-	-	-	-	0.00	0.00	0.00	-	0.02	-	-	-	-	3,450	
3,500	-	-	-	-	-	-	0.00	0.00	0.00	-	2,126.00	-	-	-	-	-	-	-	-	-	-	-	0.00	0.00	0.00	-	0.01	-	-	-	-	3,500	
3,550	-	-	-	-	-	-	0.00	0.00	0.00	-	2,076.00	-	-	-	-	-	-	-	-	-	-	-	0.00	0.00	0.00	-	0.01	-	-	-	-	3,550	
3,600	-	-	-	-	-	-	0.00	0.00	0.00	-	2,026.00	-	-	-	-	-	-	-	-	-	-	-	0.00	0.00	0.00	-	0.01	-	-	-	-	3,600	
3,650	-	-	-	-	-	-	0.00	0.00	0.00	-	1,977.00	-	-	-	-	-	-	-	-	-	-	-	0.00	0.00	0.00	-	0.01	-	-	-	-	3,650	
3,700	-	-	-	-	-	-	0.00	0.00	0.00	-	1,927.00	-	-	-	-	-	-	-	-	-	-	-	0.00	0.00	0.00	-	0.01	-	-	-	-	3,700	
3,750	-	-	-	-	-	-	0.00	0.00	0.00	-	1,877.00	-	-	-	-	-	-	-	-	-	-	-	0.00	0.00	0.00	-	0.01	-	-	-	-	3,750	
3,800	-	-	-	-	-	-	0.00	0.00	0.00	-	1,827.00	-	-	-	-	-	-	-	-	-	-	-	0.00	0.00	0.00	-	0.01	-	-	-	-	3,800	
3,850	-	-	-	-	-	-	0.00	0.00	0.00	-	1,777.00	-	-	-	-	-	-	-	-	-	-	-	0.00	0.00	0.00	-	0.01	-	-	-	-	3,850	
3,900	-	-	-	-	-	-	0.00	0.00	0.00	-	1,727.00	-	-	-	-	-	-	-	-	-	-	-	0.00	0.00	0.00	-	0.01	-	-	-	-	3,900	
3,950	-	-	-	-	-	-	0.00	0.00	0.00	-	1,678.00	-	-	-	-	-	-	-	-	-	-	-	0.00	0.00	0.00	-	0.01	-	-	-	-	3,950	
4,000	-	-	-	-	-	-	0.00	0.00	0.00	-	1,628.00	-	-	-	-	-	-	-	-	-	-	-	0.00	0.00	0.00	-	0.02	-	-	-	-	4,000	
4,100	-	-	-	-	-	-	0.00	0.00	0.00	-	1,528.00	-	-	-	-	-	-	-	-	-	-	-	0.00	0.00	0.00	-	0.01	-	-	-	-	4,100	
4,200	-	-	-	-	-	-	0.00	0.00	0.00	-	1,428.00	-	-	-	-	-	-	-	-	-	-	-	0.00	0.00	0.00	-	0.01	-	-	-	-	4,200	
4,300	-	-	-	-	-	-	0.00	0.00	0.00	-	1,329.00	-	-	-	-	-	-	-	-	-	-	-	0.00	0.00	0.00	-	0.01	-	-	-	-	4,300	
4,400	-	-	-	-	-	-	0.00	0.00	0.00	-	1,229.00	-	-	-	-	-	-	-	-	-	-	-	0.00	0.00	0.00	-	0.02	-	-	-	-	4,400	
4,450	-	-	-	-	-	-	0.00	0.00	0.00	-	1,179.00	-	-	-	-	-	-	-	-	-	-	-	0.00	0.00	0.00	-	0.03	-	-	-	-	4,450	
4,500	-	-	-	-	-	-	0.00	0.00	0.00	-	1,130.00	-	-	-	-	-	-	-	-	-	-	-	0.00	0.00	0.00	-	0.06	-	-	-	-	4,500	
4,550	-	-	-	-	-	-	0.00	0.00	0.00	-	1,080.00	-	-	-	-	-	-	-	-	-	-	-	0.00	0.00	0.00	-	0.11	-	-	-	-	4,550	
4,600	-	-	-	-	-	-	0.00	0.00	0.00	-	1,030.00	-	-	-	-	-	-	-	-	-	-	-	0.00	0.00	0.00	-	0.19	-	-	-	-	4,600	
4,650	-	-	-	-	-	-	0.00	0.00	0.00	-	980.00	-	-	-	-	-	-	-	-	-	-	-	0.00	0.00	0.00	-	0.33	-	-	-	-	4,650	
4,700	0.00	0.00	0.00	-	1,010.00	-	0.00	0.00	0.00	-	931.00	-	-	-	-	-	0.00	0.00	0.00	-	0.01	-	0.00	0.00	0.00	-	0.54	-	-	-	-	4,700	
4,750	0.00	0.00	0.00	-	960.00	-	0.00	0.00	0.00	-	881.00	-	-	-	-	-	0.00	0.00	0.00	-	0.01	-	0.00	0.00	0.00	-	0.87	-	-	-	-	4,750	
4,800	0.00	0.00	0.00	-	910.00	-	0.00	0.00	0.00	-	832.00	-	-	-	-	-	0.00	0.00	0.00	-	0.02	-	0.00	0.00	0.00	-	1.40	-	-	-	-	4,800	
4,850	0.00	0.00	0.00	-	860.00	-	0.00	0.00	0.00	-	783.00	-	-	-	-	-	0.00	0.00	0.00	-	0.05	-	0.00	0.00	0.00	-	2.10	-	-	-	-	4,850	
4,900	0.00	0.00	0.00	-	810.00	-	0.00	0.00	0.00	-	734.00	-	-	-	-	-	0.00	0.00	0.00	-	0.10	-	0.00	0.00	0.00	-	3.20	-	-	-	-	4,900	
4,950	0.00	0.00	0.00	-	760.00	-	0.00	0.00	0.00	-	686.00	-	-	-	-	-	0.00	0.00	0.00	-	0.20	-	0.00	0.00	0.00	-	4.60	-	-	-	-	4,950	
5,000	0.00	0.00	0.00	-	711.00	-	0.00	0.00	0.00	-	638.00	-	-	-	-	-	0.00	0.00	0.00	-	0.39	-	0.00	0.00	0.00	-	6.70	-	-	-	-	5,000	
5,050	0.00	0.00	0.00	-	661.00	-	0.00	0.00	0.00	-	591.00	-	-	-	-	-	0.00	0.00	0.00	-	0.71	-	0.00	0.00	0.00	-	9.40	-	-	-	-	5,050	
5,100	0.00	0.00	0.00	-	612.00	-	0.00	0.00	0.00	-	545.00	-	-	-	-	-	0.00	0.00	0.00	-	1.30	-	0.00	0.00	0.00	-	13.00	-	-	-	-	5,100	
5,150	0.00	0.00	0.00	-	563.00	-	0.00	0.00	0.00	-	500.00	-	-	-	-	-	0.00	0.00	0.00	-	2.20	-	0.00	0.00	0.00	-	17.75	-	-	-	-	5,150	
5,200	0.00	0.00	0.00	-	514.00	-	0.00	0.00	0.00	-	456.00	-	-	-	-	-	0.00	0.00	0.00	-	3.60	-	49	0.00	0.00	0.00	-	23.75	-	-	-	-	5,200
5,250	0.00	0.00	0.00	-	467.00	-	30	0.00	0.00	0.00	-	413.00	-	-	-	-	0.00	0.00	0.00	-	5.70	-	15	0.00	0.00	0.00	-	31.00	-	-	-	-	5,250
5,300	0.00	0.00	0.00	-	420.00	-	510	0.00	0.00	0.00	-	373.00	-	-	-	-	0.00	0.00	0.00	-	8.90	-	41	0.00	0.00	0.00	-	40.25	-	-	-	-	5,300

FTSE/Athex Large Cap

(Trade Unit: 1 Index Point x 2€ - Exercise Style: European, Cash Settlement)

Call Options														Put Options																			
Exercise Price	February 2026							March 2026							Other Months		February 2026							March 2026							Other Months		Exercise Price
	Open price	Price max	Price min	Last price	Closing price	Volume	Open Interest	Open price	Price max	Price min	Last price	Closing price	Volume	Open Interest	Volume	Open Interest	Open price	Price max	Price min	Last price	Closing price	Volume	Open Interest	Open price	Price max	Price min	Last price	Closing price	Volume	Open Interest	Volume	Open Interest	
5,350	0.00	0.00	0.00	-	374.00	-	45	0.00	0.00	0.00	-	334.00	-	-			0.00	0.00	0.00	-	13.25	-	30	0.00	0.00	0.00	-	51.00	-	-			5,350
5,400	0.00	0.00	0.00	-	331.00	-	61	0.00	0.00	0.00	-	297.00	-	-			0.00	0.00	0.00	-	19.50	-	31	0.00	0.00	0.00	-	64.50	-	-			5,400
5,450	0.00	0.00	0.00	-	289.00	-	141	0.00	0.00	0.00	-	262.00	-	-			0.00	0.00	0.00	-	27.50	-	32	0.00	0.00	0.00	-	79.50	-	-			5,450
5,500	0.00	0.00	0.00	-	249.00	-	66	0.00	0.00	0.00	-	230.00	-	-			0.00	0.00	0.00	-	38.00	-	150	0.00	0.00	0.00	-	97.00	-	-			5,500
5,550	0.00	0.00	0.00	-	213.00	-	60	0.00	0.00	0.00	-	201.00	-	-			63.00	0.00	63.00	63.00	63.00	5	121	0.00	0.00	0.00	-	117.00	-	-			5,550
5,600	171.00	173.00	171.00	173.00	173.00	90	101	219.00	239.00	219.00	239.00	239.00	60	-			94.00	173.00	65.50	65.50	65.50	31	120	130.00	137.00	106.00	106.00	106.00	33	-			5,600
5,650	159.00	159.00	159.00	159.00	159.00	1	92	188.00	188.00	188.00	188.00	188.00	30	-			94.00	159.00	89.50	89.50	89.50	60	60	153.00	154.00	153.00	154.00	154.00	70	-			5,650
5,700	93.00	93.00	93.00	93.00	93.00	1	131	131.00	162.00	131.00	162.00	162.00	60	-			120.00	93.00	120.00	121.00	121.00	6	120	184.00	184.00	153.00	153.00	153.00	60	-			5,700
5,750	0.00	0.00	0.00	-	98.50	-	213	0.00	0.00	0.00	-	107.00	-	-			150.00	0.00	120.00	120.00	120.00	55	90	180.00	180.00	149.00	149.00	149.00	90	-			5,750
5,800	70.00	70.00	70.00	70.00	70.00	15	5	0.00	0.00	0.00	-	89.50	-	-			0.00	70.00	0.00	-	166.00	-	-	0.00	0.00	0.00	-	255.00	-	-			5,800
5,850	0.00	0.00	0.00	-	61.00	-	5	0.00	0.00	0.00	-	74.50	-	-			0.00	0.00	0.00	-	199.00	-	-	0.00	0.00	0.00	-	290.00	-	-			5,850
5,900	0.00	0.00	0.00	-	47.00	-	-	0.00	0.00	0.00	-	61.50	-	-			0.00	0.00	0.00	-	235.00	-	-	0.00	0.00	0.00	-	327.00	-	-			5,900
5,950	0.00	0.00	0.00	-	35.50	-	-	0.00	0.00	0.00	-	50.00	-	-			0.00	0.00	0.00	-	273.00	-	-	0.00	0.00	0.00	-	365.00	-	-			5,950
6,000	0.00	0.00	0.00	-	26.50	-	-	0.00	0.00	0.00	-	40.50	-	-			0.00	0.00	0.00	-	314.00	-	-	0.00	0.00	0.00	-	406.00	-	-			6,000
6,050	0.00	0.00	0.00	-	19.50	-	-	0.00	0.00	0.00	-	32.75	-	-			0.00	0.00	0.00	-	357.00	-	-	0.00	0.00	0.00	-	448.00	-	-			6,050
6,100	0.00	0.00	0.00	-	14.00	-	-	0.00	0.00	0.00	-	26.00	-	-			0.00	0.00	0.00	-	401.00	-	-	0.00	0.00	0.00	-	491.00	-	-			6,100
6,150	0.00	0.00	0.00	-	9.90	-	-	0.00	0.00	0.00	-	20.50	-	-			0.00	0.00	0.00	-	447.00	-	-	0.00	0.00	0.00	-	535.00	-	-			6,150
6,200	0.00	0.00	0.00	-	6.90	-	-	0.00	0.00	0.00	-	16.25	-	-			0.00	0.00	0.00	-	494.00	-	-	0.00	0.00	0.00	-	581.00	-	-			6,200
Totals:						107	1,460					150	0	0	0							157	859					253	0	0	0		
Number of Trades:						6						5		0								14					13		0				

ALPHA BANK (CR)

(Contract Size: 100 Securities, Exercise Style: American, Physical Delivery)

Call Options														Put Options																			
Exercise Price	February 2026							March 2026							Other Months		February 2026							March 2026							Other Months		Exercise Price
	Open price	Price max	Price min	Last price	Closing price	Volume	Open Interest	Open price	Price max	Price min	Last price	Closing price	Volume	Open Interest	Volume	Open Interest	Open price	Price max	Price min	Last price	Closing price	Volume	Open Interest	Open price	Price max	Price min	Last price	Closing price	Volume	Open Interest	Volume	Open Interest	
2.000						-	-	0.000	0.000	0.000	1.99	-	-			0.000	0.000	0.000	0.001	-	-			0.000	0.000	0.000	0.001	-	-			0.020	
2.200						-	-	0.000	0.000	0.000	1.79	-	-			0.000	0.000	0.000	0.001	-	-			0.000	0.000	0.000	0.001	-	-			0.022	
2.300	0.000	0.000	0.000		1.68	-	-	0.000	0.000	0.000	1.69	-	-			0.000	0.000	0.000	0.001	-	-			0.000	0.000	0.000	0.001	-	-			0.023	
2.400	0.000	0.000	0.000		1.58	-	-	0.000	0.000	0.000	1.59	-	-			0.000	0.000	0.000	0.001	-	-			0.000	0.000	0.000	0.001	-	-			0.024	
2.500	0.000	0.000	0.000		1.48	-	-	0.000	0.000	0.000	1.49	-	-			0.000	0.000	0.000	0.001	-	-			0.000	0.000	0.000	0.001	-	-			0.025	
2.600	0.000	0.000	0.000		1.39	-	-	0.000	0.000	0.000	1.39	-	-			0.000	0.000	0.000	0.001	-	-			0.000	0.000	0.000	0.001	-	-			0.026	
2.700	0.000	0.000	0.000		1.29	-	-	0.000	0.000	0.000	1.29	-	-			0.000	0.000	0.000	0.001	-	-			0.000	0.000	0.000	0.001	-	-			0.027	
2.800	0.000	0.000	0.000		1.19	-	-	0.000	0.000	0.000	1.19	-	-			0.000	0.000	0.000	0.001	-	-			0.000	0.000	0.000	0.001	-	-			0.028	
2.900	0.000	0.000	0.000		1.09	-	-	0.000	0.000	0.000	1.09	-	-			0.000	0.000	0.000	0.002	-	-			0.000	0.000	0.000	0.001	-	-			0.029	
3.000	0.000	0.000	0.000		0.986	-	-	0.000	0.000	0.000	0.991	-	-			0.000	0.000	0.000	0.001	-	-			0.000	0.000	0.000	0.001	-	-			0.030	
3.100	0.000	0.000	0.000		0.886	-	-	0.000	0.000	0.000	0.893	-	-			0.000	0.000	0.000	0.001	-	-			0.000	0.000	0.000	0.002	-	-			0.031	
3.200	0.000	0.000	0.000		0.787	-	-	0.000	0.000	0.000	0.795	-	-			0.000	0.000	0.000	0.001	-	-			0.000	0.000	0.000	0.004	-	-			0.032	
3.300	0.000	0.000	0.000		0.689	-	-	0.000	0.000	0.000	0.700	-	-			0.000	0.000	0.000	0.002	-	-			0.000	0.000	0.000	0.008	-	-			0.033	
3.400	0.000	0.000	0.000		0.592	-	-	0.000	0.000	0.000	0.607	-	-			0.000	0.000	0.000	0.005	-	-			0.000	0.000	0.000	0.015	-	-			0.034	
3.500	0.000	0.000	0.000		0.498	-	-	0.000	0.000	0.000	0.518	-	-			0.000	0.000	0.000	0.011	-	-			0.000	0.000	0.000	0.026	-	-			0.035	
3.600	0.000	0.000	0.000		0.409	-	-	0.000	0.000	0.000	0.435	-	-			0.000	0.000	0.000	0.022	-	-			0.000	0.000	0.000	0.043	-	-			0.036	
3.700	0.000	0.000	0.000		0.327	-	-	0.000	0.000	0.000	0.359	-	-			0.000	0.000	0.000	0.040	-	-			0.000	0.000	0.000	0.066	-	-			0.037	
3.800	0.000	0.000	0.000		0.254	-	-	0.000	0.000	0.000	0.291	-	-			0.000	0.000	0.000	0.067	-	28			0.000	0.000	0.000	0.098	-	-			0.038	
3.900	0.000	0.000	0.000		0.191	-	-	0.000	0.000	0.000	0.231	-	-			0.000	0.000	0.000	0.104	-	-			0.000	0.000	0.000	0.138	-	-			0.039	
4.000	0.000	0.000	0.000		0.138	-	-	0.000	0.000	0.000	0.179	-	-			0.000	0.000	0.000	0.151	-	-			0.000	0.000	0.000	0.186	-	-			0.040	
4.250	0.000	0.000	0.000		0.054	-	2,000	0.000	0.000	0.000	0.086	-	-			0.000	0.000	0.000	0.317	-	-			0.000	0.000	0.000	0.344	-	-			0.043	
4.400						-	-	0.000	0.000	0.000	0.052	-	-						-	-			0.000	0.000	0.000	0.461	-	-			0.044		
4.500	0.000	0.000	0.000		0.016	-	-	0.000	0.000	0.000	0.037	-	-			0.000	0.000	0.000	0.531	-	-			0.000	0.000	0.000	0.546	-	-			0.045	
4.750	0.000	0.000	0.000		0.004	-	-	0.000	0.000	0.000	0.014	-	-			0.000	0.000	0.000	0.771	-	-			0.000	0.000	0.000	0.775	-	-			0.048	
4.800						-	-	0.000	0.000	0.000	0.011	-	-						-	-			0.000	0.000	0.000	0.823	-	-			0.048		
5.000	0.000	0.000	0.000		0.001	-	-	0.000	0.000	0.000	0.004	-	-			0.000	0.000	0.000	1.02	-	-			0.000	0.000	0.000	1.02	-	-			0.050	
5.250	0.000	0.000	0.000		0.001	-	-	0.000	0.000	0.000	0.001	-	-			0.000	0.000	0.000	1.27	-	-			0.000	0.000	0.000	1.27	-	-			0.053	
5.500	0.000	0.000	0.000		0.001	-	-	0.000	0.000	0.000	0.001	-	-			0.000	0.000	0.000	1.52	-	-			0.000	0.000	0.000	1.52	-	-			0.055	
5.750	0.000	0.000	0.000		0.001	-	-	0.000	0.000	0.000	0.001	-	-			0.000	0.000	0.000	1.77	-	-			0.000	0.000	0.000	1.77	-	-			0.058	
6.000	0.000	0.000	0.000		0.001	-	-	0.000	0.000	0.000	0.001	-	-			0.000	0.000	0.000	2.02	-	-			0.000	0.000	0.000	2.02	-	-			0.060	
6.250	0.000	0.000	0.000		0.001	-	-	0.000	0.000	0.000	0.001	-	-			0.000	0.000	0.000	2.27	-	-			0.000	0.000	0.000	2.27	-	-			0.063	
6.500	0.000	0.000	0.000		0.001	-	-	0.000	0.000	0.000	0.001	-	-			0.000	0.000	0.000	2.52	-	-			0.000	0.000	0.000	2.52	-	-			0.065	
Totals:						0	2,000					0	0	0	0				0	28			0	0			0	0	0	0			
Number of Trades:						0						0		0					0.00				0				0		0				

NATIONAL BANK (CR)

(Contract Size: 100 Securities, Exercise Style: American, Physical Delivery)

Call Options														Put Options																				
February 2026							March 2026							Other Months		February 2026							March 2026							Other Months		Exercise Price		
Exercise Price	Open price	Price max	Price min	Last price	Closing price	Volume	Open Interest	Open price	Price max	Price min	Last price	Closing price	Volume	Open Interest	Volume	Open Interest	Open price	Price max	Price min	Last price	Closing price	Volume	Open Interest	Open price	Price max	Price min	Last price	Closing price	Volume	Open Interest	Volume		Open Interest	
6.000						-	-	0.000	0.000	0.000	8.92	-	-			-	-	0.000	0.000	0.000	0.001	-	-			0.000	0.000	0.000	0.001	-	-			0.060
6.400						-	-	0.000	0.000	0.000	8.52	-	-			-	-	0.000	0.000	0.000	0.001	-	-			0.000	0.000	0.000	0.001	-	-			0.064
6.800						-	-	0.000	0.000	0.000	8.12	-	-			-	-	0.000	0.000	0.000	0.001	-	-			0.000	0.000	0.000	0.001	-	-			0.068
7.200						-	-	0.000	0.000	0.000	7.73	-	-			-	-	0.000	0.000	0.000	0.001	-	-			0.000	0.000	0.000	0.001	-	-			0.072
7.600						-	-	0.000	0.000	0.000	7.33	-	-			-	-	0.000	0.000	0.000	0.001	-	-			0.000	0.000	0.000	0.001	-	-			0.076
8.000						-	-	0.000	0.000	0.000	6.93	-	-			-	-	0.000	0.000	0.000	0.001	-	-			0.000	0.000	0.000	0.001	-	-			0.080
8.250						-	-	0.000	0.000	0.000	6.68	-	-			-	-	0.000	0.000	0.000	0.001	-	-			0.000	0.000	0.000	0.001	-	-			0.083
8.400						-	-	0.000	0.000	0.000	6.53	-	-			-	-	0.000	0.000	0.000	0.001	-	-			0.000	0.000	0.000	0.001	-	-			0.084
8.500						-	-	0.000	0.000	0.000	6.43	-	-			-	-	0.000	0.000	0.000	0.001	-	-			0.000	0.000	0.000	0.001	-	-			0.085
8.750						-	-	0.000	0.000	0.000	6.18	-	-			-	-	0.000	0.000	0.000	0.001	-	-			0.000	0.000	0.000	0.001	-	-			0.088
8.800						-	-	0.000	0.000	0.000	6.13	-	-			-	-	0.000	0.000	0.000	0.001	-	-			0.000	0.000	0.000	0.001	-	-			0.088
9.000	0.000	0.000	0.000		5.92	-	-	0.000	0.000	0.000	5.93	-	-			0.000	0.000	0.000	0.001	-	-			0.000	0.000	0.000	0.002	-	-			0.090		
9.200						-	-	0.000	0.000	0.000	5.73	-	-			-	-	0.000	0.000	0.000	0.001	-	-			0.000	0.000	0.000	0.001	-	-			0.092
9.250	0.000	0.000	0.000		5.67	-	-	0.000	0.000	0.000	5.68	-	-			0.000	0.000	0.000	0.001	-	-			0.000	0.000	0.000	0.001	-	-			0.093		
9.500	0.000	0.000	0.000		5.42	-	-	0.000	0.000	0.000	5.43	-	-			0.000	0.000	0.000	0.001	-	-			0.000	0.000	0.000	0.001	-	-			0.095		
9.600						-	-	0.000	0.000	0.000	5.33	-	-			-	-	0.000	0.000	0.000	0.001	-	-			0.000	0.000	0.000	0.001	-	-			0.096
9.750	0.000	0.000	0.000		5.17	-	-	0.000	0.000	0.000	5.18	-	-			0.000	0.000	0.000	0.002	-	-			0.000	0.000	0.000	0.001	-	-			0.098		
10.000	0.000	0.000	0.000		4.92	-	-	0.000	0.000	0.000	4.94	-	-			0.000	0.000	0.000	0.004	-	-			0.000	0.000	0.000	0.001	-	-			0.100		
10.500	0.000	0.000	0.000		4.42	-	-	0.000	0.000	0.000	4.44	-	-			0.000	0.000	0.000	0.001	-	-			0.000	0.000	0.000	0.001	-	-			0.105		
11.000	0.000	0.000	0.000		3.92	-	-	0.000	0.000	0.000	3.94	-	-			0.000	0.000	0.000	0.001	-	-			0.000	0.000	0.000	0.004	-	-			0.110		
11.500	0.000	0.000	0.000		3.42	-	-	0.000	0.000	0.000	3.45	-	-			0.000	0.000	0.000	0.001	-	-			0.000	0.000	0.000	0.012	-	-			0.115		
12.000	0.000	0.000	0.000		2.93	-	-	0.000	0.000	0.000	2.97	-	-			0.000	0.000	0.000	0.003	-	-			0.000	0.000	0.000	0.029	-	-			0.120		
12.500	0.000	0.000	0.000		2.44	-	-	0.000	0.000	0.000	2.51	-	-			0.000	0.000	0.000	0.012	-	60			0.000	0.000	0.000	0.065	-	-			0.125		
13.000	0.000	0.000	0.000		1.96	-	-	0.000	0.000	0.000	2.07	-	-			0.000	0.000	0.000	0.035	-	-			0.000	0.000	0.000	0.126	-	-			0.130		
13.500	0.000	0.000	0.000		1.51	-	-	0.000	0.000	0.000	1.67	-	-			0.000	0.000	0.000	0.088	-	20			0.000	0.000	0.000	0.223	-	-			0.135		
14.000	0.000	0.000	0.000		1.11	-	30	0.000	0.000	0.000	1.31	-	-			0.000	0.000	0.000	0.188	-	10			0.000	0.000	0.000	0.363	-	-			0.140		
14.500	0.000	0.000	0.000		0.773	-	10	0.000	0.000	0.000	1.00	-	-			0.300	0.300	0.300	0.300	0.300	2	33			0.000	0.000	0.000	0.553	-	-			0.145	
15.000	0.000	0.000	0.000		0.509	-	20	0.000	0.000	0.000	0.742	-	-			0.000	0.000	0.000	0.582	-	-			0.000	0.000	0.000	0.794	-	-			0.150		
15.500	0.000	0.000	0.000		0.315	-	25	0.000	0.000	0.000	0.533	-	-			0.000	0.000	0.000	0.888	-	-			0.000	0.000	0.000	1.09	-	-			0.155		
16.000	0.000	0.000	0.000		0.181	-	500	0.000	0.000	0.000	0.373	-	-			0.000	0.000	0.000	1.26	-	-			0.000	0.000	0.000	1.43	-	-			0.160		
16.500	0.000	0.000	0.000		0.096	-	-	0.000	0.000	0.000	0.257	-	-			0.000	0.000	0.000	1.67	-	-			0.000	0.000	0.000	1.81	-	-			0.165		
17.000	0.000	0.000	0.000		0.049	-	-	0.000	0.000	0.000	0.172	-	-			0.000	0.000	0.000	2.13	-	-			0.000	0.000	0.000	2.23	-	-			0.170		
17.500	0.000	0.000	0.000		0.024	-	-	0.000	0.000	0.000	0.111	-	-			0.000	0.000	0.000	2.61	-	-			0.000	0.000	0.000	2.67	-	-			0.175		
18.000	0.000	0.000	0.000		0.011	-	-	0.000	0.000	0.000	0.069	-	-			0.000	0.000	0.000	3.10	-	-			0.000	0.000	0.000	3.13	-	-			0.180		
18.500	0.000	0.000	0.000		0.004	-	-	0.000	0.000	0.000	0.042	-	-			0.000	0.000	0.000	3.60	-	-			0.000	0.000	0.000	3.61	-	-			0.185		
19.000	0.000	0.000	0.000		0.002	-	-	0.000	0.000	0.000	0.026	-	-			0.000	0.000	0.000	4.10	-	-			0.000	0.000	0.000	4.10	-	-			0.190		

NATIONAL BANK (CR)

(Contract Size: 100 Securities, Exercise Style: American, Physical Delivery)

Call Options														Put Options																					
February 2026							March 2026							Other Months		February 2026							March 2026							Other Months		Exercise Price			
Exerise Price	Open price	Price max	Price min	Last price	Closing price	Volume	Open Interest	Open price	Price max	Price min	Last price	Closing price	Volume	Open Interest	Volume	Open Interest	Open price	Price max	Price min	Last price	Closing price	Volume	Open Interest	Open price	Price max	Price min	Last price	Closing price	Volume	Open Interest	Volume		Open Interest		
19.500	0.000	0.000	0.000		0.001	-	-	0.000	0.000	0.000		0.015	-	-			0.000	0.000	0.000		4.60	-	-	0.000	0.000	0.000		4.60	-	-			0.195		
20.000	0.000	0.000	0.000		0.001	-	-	0.000	0.000	0.000		0.008	-	-			0.000	0.000	0.000		5.10	-	-	0.000	0.000	0.000		5.10	-	-			0.200		
Totals:						0	585							0	0	0	0							0	123							0	0	0	0
Number of Trades:						0							0							0							0							0	

OPAP (CR)

(Contract Size: 100 Securities, Exercise Style: American, Physical Delivery)

Call Options																Put Options																	
Exercise Price	February 2026						March 2026						Other Months		February 2026						March 2026						Other Months		Exercise Price				
	Open price	Price max	Price min	Last price	Closing price	Volume	Open Interest	Open price	Price max	Price min	Last price	Closing price	Volume	Open Interest	Volume	Open Interest	Open price	Price max	Price min	Last price	Closing price	Volume	Open Interest	Open price	Price max	Price min	Last price	Closing price		Volume	Open Interest	Volume	Open Interest
11.000						-	-	0.000	0.000	0.000		6.91	-	-			0.000	0.000	0.000		0.001	-	-		0.000	0.000	0.000		0.001	-	-		0.110
12.000	0.000	0.000	0.000		5.89	-	-	0.000	0.000	0.000		5.91	-	-			0.000	0.000	0.000		0.001	-	-		0.000	0.000	0.000		0.001	-	-		0.120
12.500	0.000	0.000	0.000		5.39	-	-	0.000	0.000	0.000		5.41	-	-			0.000	0.000	0.000		0.001	-	-		0.000	0.000	0.000		0.001	-	-		0.125
13.000	0.000	0.000	0.000		4.90	-	-	0.000	0.000	0.000		4.92	-	-			0.000	0.000	0.000		0.001	-	-		0.000	0.000	0.000		0.001	-	-		0.130
13.500	0.000	0.000	0.000		4.40	-	-	0.000	0.000	0.000		4.42	-	-			0.000	0.000	0.000		0.001	-	-		0.000	0.000	0.000		0.001	-	-		0.135
14.000	0.000	0.000	0.000		3.90	-	-	0.000	0.000	0.000		3.92	-	-			0.000	0.000	0.000		0.001	-	-		0.000	0.000	0.000		0.001	-	-		0.140
14.500	0.000	0.000	0.000		3.40	-	-	0.000	0.000	0.000		3.42	-	-			0.000	0.000	0.000		0.001	-	-		0.000	0.000	0.000		0.004	-	-		0.145
15.000	0.000	0.000	0.000		2.90	-	-	0.000	0.000	0.000		2.93	-	-			0.000	0.000	0.000		0.001	-	-		0.000	0.000	0.000		0.011	-	-		0.150
15.500	0.000	0.000	0.000		2.41	-	-	0.000	0.000	0.000		2.45	-	-			0.000	0.000	0.000		0.006	-	-		0.000	0.000	0.000		0.031	-	-		0.155
16.000	0.000	0.000	0.000		1.92	-	-	0.000	0.000	0.000		2.00	-	-			0.000	0.000	0.000		0.021	-	-		0.000	0.000	0.000		0.070	-	-		0.160
16.500	0.000	0.000	0.000		1.46	-	-	0.000	0.000	0.000		1.57	-	-			0.000	0.000	0.000		0.061	-	-		0.000	0.000	0.000		0.142	-	-		0.165
17.000	0.000	0.000	0.000		1.05	-	-	0.000	0.000	0.000		1.18	-	-			0.000	0.000	0.000		0.146	-	-		0.000	0.000	0.000		0.257	-	-		0.170
17.500	0.000	0.000	0.000		0.698	-	-	0.000	0.000	0.000		0.862	-	-			0.000	0.000	0.000		0.295	-	55		0.000	0.000	0.000		0.434	-	-		0.175
18.000	0.000	0.000	0.000		0.432	-	-	0.000	0.000	0.000		0.601	-	-			0.000	0.000	0.000		0.530	-	105		0.000	0.000	0.000		0.673	-	-		0.180
18.500	0.000	0.000	0.000		0.242	-	-	0.000	0.000	0.000		0.400	-	-			0.000	0.000	0.000		0.842	-	-		0.000	0.000	0.000		0.973	-	-		0.185
19.000	0.000	0.000	0.000		0.125	-	115	0.000	0.000	0.000		0.253	-	-			0.000	0.000	0.000		1.23	-	50		0.000	0.000	0.000		1.33	-	-		0.190
19.500	0.000	0.000	0.000		0.059	-	20	0.000	0.000	0.000		0.153	-	-			0.000	0.000	0.000		1.66	-	50		0.000	0.000	0.000		1.73	-	-		0.195
20.000	0.000	0.000	0.000		0.024	-	-	0.000	0.000	0.000		0.088	-	-			0.000	0.000	0.000		2.14	-	-		0.000	0.000	0.000		2.17	-	-		0.200
21.000	0.000	0.000	0.000		0.003	-	-	0.000	0.000	0.000		0.025	-	-			0.000	0.000	0.000		3.13	-	-		0.000	0.000	0.000		3.13	-	-		0.210
22.000	0.000	0.000	0.000		0.001	-	-	0.000	0.000	0.000		0.006	-	-			0.000	0.000	0.000		4.13	-	-		0.000	0.000	0.000		4.13	-	-		0.220
23.000	0.000	0.000	0.000		0.001	-	-	0.000	0.000	0.000		0.001	-	-			0.000	0.000	0.000		5.13	-	-		0.000	0.000	0.000		5.13	-	-		0.230
24.000	0.000	0.000	0.000		0.001	-	-	0.000	0.000	0.000		0.001	-	-			0.000	0.000	0.000		6.13	-	-		0.000	0.000	0.000		6.13	-	-		0.240
25.000	0.000	0.000	0.000		0.001	-	-	0.000	0.000	0.000		0.001	-	-			0.000	0.000	0.000		7.13	-	-		0.000	0.000	0.000		7.13	-	-		0.250
26.000	0.000	0.000	0.000		0.001	-	-	0.000	0.000	0.000		0.001	-	-			0.000	0.000	0.000		8.13	-	-		0.000	0.000	0.000		8.13	-	-		0.260
27.000	0.000	0.000	0.000		0.001	-	-	0.000	0.000	0.000		0.001	-	-			0.000	0.000	0.000		9.13	-	-		0.000	0.000	0.000		9.13	-	-		0.270
28.000	0.000	0.000	0.000		0.001	-	-	0.000	0.000	0.000		0.001	-	-			0.000	0.000	0.000		10.13	-	-		0.000	0.000	0.000		10.13	-	-		0.280
29.000						-	-	0.000	0.000	0.000		0.001	-	-											0.000	0.000	0.000		11.13	-	-		0.290
30.000						-	-	0.000	0.000	0.000		0.002	-	-										0.000	0.000	0.000		12.13	-	-		0.300	
Totals:						0	135						0	0	0	0						0	260					0	0	0	0		
Number of Trades:						0							0		0								0.00					0			0		

OTE (CR)

(Contract Size: 100 Securities, Exercise Style: American, Physical Delivery)

Exercise Price	Call Options														Put Options																			
	February 2026						March 2026						Other Months		February 2026						March 2026						Other Months		Exercise Price					
	Open price	Price max	Price min	Last price	Closing price	Volume	Open Interest	Open price	Price max	Price min	Last price	Closing price	Volume	Open Interest	Volume	Open Interest	Open price	Price max	Price min	Last price	Closing price	Volume	Open Interest	Open price	Price max	Price min	Last price	Closing price		Volume	Open Interest	Volume	Open Interest	
9.600						-	-	0.000	0.000	0.000	7.22	-	-																					
10.000						-	-	0.000	0.000	0.000	6.82	-	-																					0.100
10.500						-	-	0.000	0.000	0.000	6.33	-	-																				0.105	
11.000						-	-	0.000	0.000	0.000	5.83	-	-																				0.110	
11.500	0.000	0.000	0.000		5.31	-	-	0.000	0.000	0.000	5.33	-	-				0.000	0.000	0.000	0.001	-	-			0.000	0.000	0.000	0.001	-	-			0.115	
12.000	0.000	0.000	0.000		4.81	-	-	0.000	0.000	0.000	4.83	-	-				0.000	0.000	0.000	0.001	-	-			0.000	0.000	0.000	0.001	-	-			0.120	
12.500	0.000	0.000	0.000		4.31	-	-	0.000	0.000	0.000	4.33	-	-				0.000	0.000	0.000	0.001	-	-			0.000	0.000	0.000	0.001	-	-			0.125	
13.000	0.000	0.000	0.000		3.82	-	-	0.000	0.000	0.000	3.84	-	-				0.000	0.000	0.000	0.001	-	-			0.000	0.000	0.000	0.001	-	-			0.130	
13.500	0.000	0.000	0.000		3.32	-	-	0.000	0.000	0.000	3.34	-	-				0.000	0.000	0.000	0.001	-	-			0.000	0.000	0.000	0.003	-	-			0.135	
14.000	0.000	0.000	0.000		2.82	-	-	0.000	0.000	0.000	2.85	-	-				0.000	0.000	0.000	0.001	-	-			0.000	0.000	0.000	0.009	-	-			0.140	
14.500	0.000	0.000	0.000		2.32	-	-	0.000	0.000	0.000	2.37	-	-				0.000	0.000	0.000	0.003	-	-			0.000	0.000	0.000	0.026	-	-			0.145	
15.000	0.000	0.000	0.000		1.83	-	-	0.000	0.000	0.000	1.91	-	-				0.000	0.000	0.000	0.014	-	-			0.000	0.000	0.000	0.065	-	-			0.150	
15.500	0.000	0.000	0.000		1.37	-	-	0.000	0.000	0.000	1.48	-	-				0.000	0.000	0.000	0.047	-	-			0.000	0.000	0.000	0.135	-	-			0.155	
16.000	0.000	0.000	0.000		0.948	-	-	0.000	0.000	0.000	1.10	-	-				0.000	0.000	0.000	0.127	-	-			0.000	0.000	0.000	0.255	-	-			0.160	
16.500	0.000	0.000	0.000		0.598	-	-	0.000	0.000	0.000	0.783	-	-				0.000	0.000	0.000	0.277	-	15			0.000	0.000	0.000	0.438	-	-			0.165	
17.000	0.000	0.000	0.000		0.344	-	-	0.000	0.000	0.000	0.531	-	-				0.000	0.000	0.000	0.524	-	-			0.000	0.000	0.000	0.686	-	-			0.170	
17.500	0.000	0.000	0.000		0.176	-	30	0.000	0.000	0.000	0.341	-	-				0.000	0.000	0.000	0.858	-	-			0.000	0.000	0.000	0.998	-	-			0.175	
18.000	0.000	0.000	0.000		0.079	-	-	0.000	0.000	0.000	0.207	-	-				0.000	0.000	0.000	1.26	-	-			0.000	0.000	0.000	1.37	-	-			0.180	
18.500	0.000	0.000	0.000		0.032	-	-	0.000	0.000	0.000	0.119	-	-				0.000	0.000	0.000	1.72	-	-			0.000	0.000	0.000	1.78	-	-			0.185	
19.000	0.000	0.000	0.000		0.011	-	-	0.000	0.000	0.000	0.064	-	-				0.000	0.000	0.000	2.21	-	-			0.000	0.000	0.000	2.24	-	-			0.190	
19.500	0.000	0.000	0.000		0.004	-	-	0.000	0.000	0.000	0.033	-	-				0.000	0.000	0.000	2.71	-	-			0.000	0.000	0.000	2.72	-	-			0.195	
20.000	0.000	0.000	0.000		0.001	-	-	0.000	0.000	0.000	0.016	-	-				0.000	0.000	0.000	3.21	-	-			0.000	0.000	0.000	3.21	-	-			0.200	
21.000	0.000	0.000	0.000		0.001	-	-	0.000	0.000	0.000	0.003	-	-				0.000	0.000	0.000	4.21	-	-			0.000	0.000	0.000	4.21	-	-			0.210	
22.000	0.000	0.000	0.000		0.001	-	-	0.000	0.000	0.000	0.001	-	-				0.000	0.000	0.000	5.21	-	-			0.000	0.000	0.000	5.21	-	-			0.220	
23.000	0.000	0.000	0.000		0.001	-	-	0.000	0.000	0.000	0.001	-	-				0.000	0.000	0.000	6.21	-	-			0.000	0.000	0.000	6.21	-	-			0.230	
24.000	0.000	0.000	0.000		0.001	-	-	0.000	0.000	0.000	0.001	-	-				0.000	0.000	0.000	7.21	-	-			0.000	0.000	0.000	7.21	-	-			0.240	
25.000	0.000	0.000	0.000		0.001	-	-	0.000	0.000	0.000	0.001	-	-				0.000	0.000	0.000	8.21	-	-			0.000	0.000	0.000	8.21	-	-			0.250	
26.000						-	-	0.000	0.000	0.000	0.001	-	-																				0.260	
Totals:						0	30					0	0	0	0	0					0	15									0	0	0	0
Number of Trades:						0						0	0	0	0	0					0.00									0	0	0	0	

PIRAEUS BANK (CR)

(Contract Size: 100 Securities, Exercise Style: American, Physical Delivery)

Call Options															Put Options																				
February 2026							March 2026							Other Months		February 2026							March 2026							Other Months		Exercise Price			
Open price	Price max	Price min	Last price	Closing price	Volume	Open Interest	Open price	Price max	Price min	Last price	Closing price	Volume	Open Interest	Volume	Open Interest	Open price	Price max	Price min	Last price	Closing price	Volume	Open Interest	Open price	Price max	Price min	Last price	Closing price	Volume	Open Interest	Volume	Open Interest				
4.250	0.000	0.000	0.000	3.86	-	-	0.000	0.000	0.000	3.86	-	-				0.000	0.000	0.000	0.001	-	-	0.000	0.000	0.000	0.001	-	-				0.043				
4.500	0.000	0.000	0.000	3.61	-	-	0.000	0.000	0.000	3.62	-	-				0.000	0.000	0.000	0.001	-	-	0.000	0.000	0.000	0.001	-	-				0.045				
4.750	0.000	0.000	0.000	3.36	-	-	0.000	0.000	0.000	3.37	-	-				0.000	0.000	0.000	0.001	-	-	0.000	0.000	0.000	0.001	-	-				0.048				
5.000	0.000	0.000	0.000	3.11	-	-	0.000	0.000	0.000	3.12	-	-				0.000	0.000	0.000	0.001	-	-	0.000	0.000	0.000	0.001	-	-				0.050				
5.250	0.000	0.000	0.000	2.86	-	-	0.000	0.000	0.000	2.87	-	-				0.000	0.000	0.000	0.001	-	-	0.000	0.000	0.000	0.001	-	-				0.053				
5.500	0.000	0.000	0.000	2.61	-	-	0.000	0.000	0.000	2.62	-	-				0.000	0.000	0.000	0.001	-	-	0.000	0.000	0.000	0.001	-	-				0.055				
5.750	0.000	0.000	0.000	2.36	-	-	0.000	0.000	0.000	2.37	-	-				0.000	0.000	0.000	0.003	-	-	0.000	0.000	0.000	0.001	-	-				0.058				
6.000	0.000	0.000	0.000	2.11	-	-	0.000	0.000	0.000	2.12	-	-				0.000	0.000	0.000	0.001	-	-	0.000	0.000	0.000	0.002	-	-				0.060				
6.250	0.000	0.000	0.000	1.86	-	-	0.000	0.000	0.000	1.88	-	-				0.000	0.000	0.000	0.001	-	-	0.000	0.000	0.000	0.006	-	-				0.063				
6.500	0.000	0.000	0.000	1.61	-	-	0.000	0.000	0.000	1.64	-	-				0.000	0.000	0.000	0.001	-	100	0.000	0.000	0.000	0.014	-	-				0.065				
6.750	0.000	0.000	0.000	1.37	-	-	0.000	0.000	0.000	1.40	-	-				0.000	0.000	0.000	0.002	-	50	0.000	0.000	0.000	0.030	-	-				0.068				
7.000	0.000	0.000	0.000	1.12	-	-	0.000	0.000	0.000	1.18	-	-				0.000	0.000	0.000	0.008	-	-	0.000	0.000	0.000	0.056	-	-				0.070				
7.250	0.000	0.000	0.000	0.887	-	-	0.000	0.000	0.000	0.973	-	-				0.000	0.000	0.000	0.023	-	-	0.000	0.000	0.000	0.098	-	-				0.073				
7.500	0.000	0.000	0.000	0.670	-	-	0.000	0.000	0.000	0.785	-	-				0.000	0.000	0.000	0.056	-	-	0.000	0.000	0.000	0.160	-	-				0.075				
7.750	0.000	0.000	0.000	0.478	-	-	0.000	0.000	0.000	0.620	-	-				0.000	0.000	0.000	0.114	-	-	0.000	0.000	0.000	0.244	-	-				0.078				
8.000	0.000	0.000	0.000	0.323	-	-	0.000	0.000	0.000	0.478	-	-				0.000	0.000	0.000	0.209	-	-	0.000	0.000	0.000	0.352	-	-				0.080				
8.250	0.000	0.000	0.000	0.203	-	-	0.000	0.000	0.000	0.360	-	-				0.000	0.000	0.000	0.338	-	-	0.000	0.000	0.000	0.483	-	-				0.083				
8.500	0.000	0.000	0.000	0.118	-	-	0.000	0.000	0.000	0.264	-	-				0.000	0.000	0.000	0.505	-	-	0.000	0.000	0.000	0.638	-	-				0.085				
8.750	0.000	0.000	0.000	0.066	-	-	0.000	0.000	0.000	0.187	-	-				0.000	0.000	0.000	0.703	-	-	0.000	0.000	0.000	0.812	-	-				0.088				
9.000	0.000	0.000	0.000	0.033	-	-	0.000	0.000	0.000	0.130	-	-				0.000	0.000	0.000	0.922	-	-	0.000	0.000	0.000	1.01	-	-				0.090				
9.250	0.000	0.000	0.000	0.016	-	-	0.000	0.000	0.000	0.090	-	-				0.000	0.000	0.000	1.16	-	-	0.000	0.000	0.000	1.22	-	-				0.093				
9.500	0.000	0.000	0.000	0.007	-	-	0.000	0.000	0.000	0.060	-	-				0.000	0.000	0.000	1.40	-	-	0.000	0.000	0.000	1.44	-	-				0.095				
9.750	0.000	0.000	0.000	0.003	-	-	0.000	0.000	0.000	0.039	-	-				0.000	0.000	0.000	1.65	-	-	0.000	0.000	0.000	1.67	-	-				0.098				
10.000	0.000	0.000	0.000	0.001	-	-	0.000	0.000	0.000	0.025	-	-				0.000	0.000	0.000	1.90	-	-	0.000	0.000	0.000	1.91	-	-				0.100				
10.500	0.000	0.000	0.000	0.001	-	-	0.000	0.000	0.000	0.009	-	-				0.000	0.000	0.000	2.40	-	-	0.000	0.000	0.000	2.40	-	-				0.105				
11.000	0.000	0.000	0.000	0.001	-	-	0.000	0.000	0.000	0.003	-	-				0.000	0.000	0.000	2.90	-	-	0.000	0.000	0.000	2.90	-	-				0.110				
Totals:					0	0							0	0	0							0	150							0	0			0	0
Number of Trades:					0								0	0									0.00							0				0	

PPC (CR)

(Contract Size: 100 Securities, Exercise Style: American, Physical Delivery)

Call Options														Put Options																		
February 2026							March 2026							Other Months		February 2026							March 2026							Other Months		Exercise Price
Exercise Price	Open price	Price max	Price min	Last price	Closing price	Volume	Open Interest	Open price	Price max	Price min	Last price	Closing price	Volume	Open Interest	Volume	Open Interest	Open price	Price max	Price min	Last price	Closing price	Volume	Open Interest	Open price	Price max	Price min	Last price	Closing price	Volume	Open Interest	Volume	
8.800						-	-	0.000	0.000	0.000	9.74	-	-				-	-	0.000	0.000	0.000	0.001	-	-				0.088				
9.200						-	-	0.000	0.000	0.000	9.34	-	-				-	-	0.000	0.000	0.000	0.001	-	-				0.092				
9.500						-	-	0.000	0.000	0.000	9.04	-	-				-	-	0.000	0.000	0.000	0.001	-	-				0.095				
9.600						-	-	0.000	0.000	0.000	8.94	-	-				-	-	0.000	0.000	0.000	0.001	-	-				0.096				
9.750						-	-	0.000	0.000	0.000	8.79	-	-				-	-	0.000	0.000	0.000	0.001	-	-				0.098				
10.000						-	-	0.000	0.000	0.000	8.54	-	-				-	-	0.000	0.000	0.000	0.001	-	-				0.100				
10.500						-	-	0.000	0.000	0.000	8.05	-	-				-	-	0.000	0.000	0.000	0.001	-	-				0.105				
11.000						-	-	0.000	0.000	0.000	7.55	-	-				-	-	0.000	0.000	0.000	0.001	-	-				0.110				
11.500						-	-	0.000	0.000	0.000	7.05	-	-				-	-	0.000	0.000	0.000	0.001	-	-				0.115				
12.000	0.000	0.000	0.000		6.53	-	-	0.000	0.000	0.000	6.55	-	-				0.000	0.000	0.000	0.001	-	-	0.000	0.000	0.000	0.001	-	-		0.120		
12.500	0.000	0.000	0.000		6.03	-	-	0.000	0.000	0.000	6.05	-	-				0.000	0.000	0.000	0.001	-	-	0.000	0.000	0.000	0.001	-	-		0.125		
13.000	0.000	0.000	0.000		5.54	-	-	0.000	0.000	0.000	5.56	-	-				0.000	0.000	0.000	0.001	-	-	0.000	0.000	0.000	0.001	-	-		0.130		
13.500	0.000	0.000	0.000		5.04	-	-	0.000	0.000	0.000	5.06	-	-				0.000	0.000	0.000	0.001	-	-	0.000	0.000	0.000	0.001	-	-		0.135		
14.000	0.000	0.000	0.000		4.54	-	-	0.000	0.000	0.000	4.56	-	-				0.000	0.000	0.000	0.001	-	-	0.000	0.000	0.000	0.001	-	-		0.140		
14.500	0.000	0.000	0.000		4.04	-	-	0.000	0.000	0.000	4.06	-	-				0.000	0.000	0.000	0.001	-	-	0.000	0.000	0.000	0.001	-	-		0.145		
15.000	0.000	0.000	0.000		3.54	-	-	0.000	0.000	0.000	3.57	-	-				0.000	0.000	0.000	0.001	-	-	0.000	0.000	0.000	0.003	-	-		0.150		
15.500	0.000	0.000	0.000		3.04	-	-	0.000	0.000	0.000	3.07	-	-				0.000	0.000	0.000	0.001	-	-	0.000	0.000	0.000	0.010	-	-		0.155		
16.000	0.000	0.000	0.000		2.55	-	-	0.000	0.000	0.000	2.59	-	-				0.000	0.000	0.000	0.006	-	-	0.000	0.000	0.000	0.025	-	-		0.160		
16.500	0.000	0.000	0.000		2.06	-	-	0.000	0.000	0.000	2.13	-	-				0.000	0.000	0.000	0.019	-	-	0.000	0.000	0.000	0.061	-	-		0.165		
17.000	0.000	0.000	0.000		1.60	-	-	0.000	0.000	0.000	1.69	-	-				0.000	0.000	0.000	0.057	-	-	0.000	0.000	0.000	0.125	-	-		0.170		
17.500	0.000	0.000	0.000		1.18	-	-	0.000	0.000	0.000	1.30	-	-				0.000	0.000	0.000	0.132	-	21	0.000	0.000	0.000	0.231	-	-		0.175		
18.000	0.000	0.000	0.000		0.815	-	-	0.000	0.000	0.000	0.959	-	-				0.000	0.000	0.000	0.271	-	25	0.000	0.000	0.000	0.388	-	-		0.180		
18.500	0.000	0.000	0.000		0.521	-	-	0.000	0.000	0.000	0.676	-	-				0.000	0.000	0.000	0.478	-	-	0.000	0.000	0.000	0.606	-	-		0.185		
19.000	0.000	0.000	0.000		0.314	-	61	0.000	0.000	0.000	0.457	-	-				0.000	0.000	0.000	0.771	-	-	0.000	0.000	0.000	0.889	-	-		0.190		
19.500	0.000	0.000	0.000		0.173	-	-	0.000	0.000	0.000	0.296	-	-				0.000	0.000	0.000	1.13	-	-	0.000	0.000	0.000	1.23	-	-		0.195		
20.000	0.000	0.000	0.000		0.085	-	-	0.000	0.000	0.000	0.183	-	-				0.000	0.000	0.000	1.55	-	-	0.000	0.000	0.000	1.62	-	-		0.200		
21.000	0.000	0.000	0.000		0.017	-	-	0.000	0.000	0.000	0.060	-	-				0.000	0.000	0.000	2.49	-	-	0.000	0.000	0.000	2.51	-	-		0.210		
22.000	0.000	0.000	0.000		0.002	-	-	0.000	0.000	0.000	0.016	-	-				0.000	0.000	0.000	3.49	-	-	0.000	0.000	0.000	3.49	-	-		0.220		
23.000	0.000	0.000	0.000		0.001	-	-	0.000	0.000	0.000	0.004	-	-				0.000	0.000	0.000	4.49	-	-	0.000	0.000	0.000	4.49	-	-		0.230		
24.000	0.000	0.000	0.000		0.001	-	-	0.000	0.000	0.000	0.001	-	-				0.000	0.000	0.000	5.49	-	-	0.000	0.000	0.000	5.49	-	-		0.240		
25.000	0.000	0.000	0.000		0.001	-	-	0.000	0.000	0.000	0.001	-	-				0.000	0.000	0.000	6.49	-	-	0.000	0.000	0.000	6.49	-	-		0.250		
26.000	0.000	0.000	0.000		0.001	-	-	0.000	0.000	0.000	0.001	-	-				0.000	0.000	0.000	7.49	-	-	0.000	0.000	0.000	7.49	-	-		0.260		
27.000	0.000	0.000	0.000		0.001	-	-	0.000	0.000	0.000	0.001	-	-				0.000	0.000	0.000	8.49	-	-	0.000	0.000	0.000	8.49	-	-		0.270		
Totals:						0	61						0	0	0	0				0	46						0	0	0	0		
Number of Trades:						0							0		0						0.00							0		0		

Lending Products	Underlying Title	Open Interest[5]	Multilateral Transactions[1]				Bilateral Transactions[2]		Stock Borrowing through OTC (volume)[3]
			Volume(Offered)	Average Weighted	Transactions volume	Average Weighted	Transactions Volume	Average Weighted	Transactions Volume
ADMIEBOR	ADMIE (IPTO) HOLDING S.A. (CR)	1,000	---	---	---	---	---	5,237,121	
AEGNBOR	AEGEAN AIRLINES (CR)	---	---	---	---	---	---	478,362	
AKTRBOR	AKTOR S.A. HOLDING CO. (CR)	---	---	---	---	---	---	917,979	
ALPHABOR	ALPHA BANK (CR)	217,400	---	---	---	---	---	168,169,590	
AETFBOR	ALPHA ETF FTSE Athex Large Cap	---	---	---	---	3,000	1.00%	---	
AEMBOR	ALTER EGO MEDIA (CR)	---	---	---	---	---	---	---	
AIABOR	ATHENS INTL AIRPORT (CR)	22,603	---	---	7,618	4.41%	---	578,213	
ACAGBOR	AUSTRIACARD (CB)	---	---	---	---	---	---	962	
OTOELBOR	AUTOHELLAS SA (CR)	1,000	---	---	---	---	---	68,869	
AVAXBOR	AVAX S.A. (CR)	3,000	---	---	---	---	---	---	
BYLOTBOR	BALLY'S INTRALOT (CR)	---	---	---	---	---	---	28,982,706	
BOCHGRBOR	BANK OF CYPRUS (CR)	---	---	---	---	---	---	798,030	
EEEBOR	CC HBC AG (CR)	405	---	---	---	---	---	105,723	
CENERBOR	CENERGY HOLDINGS (CB)	21,342	---	---	4,124	4.14%	---	1,071,906	
CREDIABOR	CrediaBank (CR)	---	---	---	---	---	---	34,007	
DIMANDBOR	DIMAND (CR)	---	---	---	---	---	---	15,709	
ELLAKTORBOR	ELLAKTOR (CR)	123,847	---	---	---	---	---	211,524	
ELHABOR	ELVALHALCOR (CR)	---	---	---	---	---	---	950,235	
EUROBBOR	EUROBANK (CR)	7,566	---	---	---	---	---	92,475,470	
EYDAPBOR	EYDAP S.A. (CR)	---	---	---	---	---	---	232,958	
FOYRKBOR	FOURLIS (CR)	9,197	---	---	---	---	---	62,442	
GEKTERNABOR	GEK TERNA (CR)	---	---	---	---	---	---	1,114,105	
SARBOR	GR. SARANTIS S.A. (CR)	1,189	---	---	---	---	---	44,366	
EXAEBOR	HELLENIC EXCHANGES-A.S.E. (CR)	---	---	---	---	---	---	345,369	
ELPEBOR	HELLENIQ ENERGY (CR)	2,465	---	---	---	---	---	704,577	
INTEKBOR	IDEAL HOLDINGS (CR)	---	---	---	---	---	---	24,454	
INTRKBOR	INTRACOM HOLDINGS (CR)	---	---	---	16	3.70%	---	157,525	
BELABOR	JUMBO SA (CR)	---	---	---	---	---	---	278,542	
KRIBOR	KRI-KRI S.A. (CR)	2,982	---	---	---	---	---	250	
LAMDABOR	LAMDA DEVELOPMENT SA (CR)	---	---	---	---	---	---	274,688	
MTLNBOR	METLEN PLC (CR)	---	---	---	---	---	---	1,442,019	

Stock Lending Notes

[1] - Multilateral contracts Lending or Borrowing as per Methods 8-1, 8-2 and 8-3-3 (According to ATHEX BoD Resolution No.17)

[2] - Bilateral Contracts Lending or Borrowing as per Methods 8-3-1 and 8-3-2 & Contracts as per Method 4 (According to ATHEX BoD Resolution No.20)

[3] - The information concerning OTC Stock Borrowing Transactions is based on the statements of the Dematerialised Securities System (DSS) operators involved and refers to volumes that have been registered up until the previous working day.

[4] - Average Price (Volume weighted)

[5] - The Data concerning Open Interest before the start of trading session

Lending Products	Underlying Title	Open Interest[5]	Multilateral Transactions[1]				Bilateral Transactions[2]		Stock Borrowing through OTC (volume)[3]	
			Volume(Offered)	Average Weighted	Transactions volume	Average Weighted	Transactions Volume	Average Weighted	Transactions Volume	
MIGBOR	MIG (CR)	1,291	---	---	---	---	---	---	39,913	
MOHBOR	MOTOR OIL (CR)	4,951	---	---	1,480	3.70%	---	---	947,746	
ETEBOR	NATIONAL BANK (CR)	79,000	---	---	---	---	---	---	22,010,559	
NOVALBOR	NOVAL PROPERTY REIC (CR)	---	---	---	---	---	---	---	---	
OPAPBOR	OPAP (CR)	100	---	---	---	---	---	---	7,397,888	
OPTIMABOR	OPTIMA BANK (CR)	3,700	---	---	---	---	---	---	4,809,373	
HTOBOR	OTE (CR)	10,880	---	---	---	---	---	---	2,185,467	
PPABOR	P.P.A. S.A. (CR)	500	---	---	---	---	---	---	65,287	
TPEIRBOR	PIRAEUS BANK (CR)	10,566	---	---	---	---	---	---	11,833,548	
PPCBOR	PPC (CR)	---	---	---	---	---	---	---	9,837,209	
PROFBOR	PROFILE SA (CR)	---	---	---	---	---	---	---	12,526	
QLCOBOR	QUALCO GROUP (CR)	---	---	---	---	---	---	---	143,564	
QUESTBOR	QUEST HOLDINGS (CR)	391	---	---	---	---	---	---	29,082	
TITCBOR	TITAN (CB)	9,185	---	---	---	---	---	---	105,317	
OLTHBOR	TPA SA (CR)	---	---	---	---	---	---	---	750	
TRESTATESBOR	TRADE ESTATES REIC (CR)	---	---	---	---	---	---	---	---	
VIOBOR	VIOHALCO SA/IV (CB)	12,175	---	---	---	---	---	---	---	

Stock Lending Notes

[1] - Multilateral contracts Lending or Borrowing as per Methods 8-1, 8-2 and 8-3-3 (According to ATHEX BoD Resolution No.17)

[2] - Bilateral Contracts Lending or Borrowing as per Methods 8-3-1 and 8-3-2 & Contracts as per Method 4 (According to ATHEX BoD Resolution No.20)

[3] - The information concerning OTC Stock Borrowing Transactions is based on the statements of the Dematerialised Securities System (DSS) operators involved and refers to volumes that have been registered up until the previous working day.

[4] - Average Price (Volume weighted)

[5] - The Data concerning Open Interest before the start of trading session

Sectors codification for listed companies

12003-	ETF	10101010	Computer Services
10101015	Software	10102030	Computer Hardware
15101010	Telecommunications Equipment	15102015	Telecommunications Services
20101010	Health Care Facilities	20102010	Medical Equipment
20103015	Pharmaceuticals	30101010	Banks
30202000	Diversified Financial Services	30202010	Asset Managers & Custodians
30202015	Investment Services	30204000	Closed End Investments
30302010	Full Line Insurance	30302015	Insurance Brokers
30302025	Property and Casualty Insurance	35101010	Real Estate Holding and Development
35101015	Real Estate Services	35102000	Diversified REITs
35102045	Retail REITs.	40202015	Household Furnishings
40202020	Household Appliance	40203040	Electronic Entertainment
40204020	Clothing & Accessories	40301010	Entertainment
40301030	Publishing	40301035	Radio & TV Broadcasters
40401010	Diversified Retailers	40401020	Apparel Retailers
40401025	Home Improvement Retailers	40401030	Specialty Retailers
40501010	Airlines	40501015	Travel & Tourism
40501020	Casinos & Gambling	40501025	Hotels & Motels
45101015	Distillers & Vintners	45101020	Soft Drinks
45102010	Farming Fishing Ranching & Plantations	45102020	Food Products
45103010	Tobacco	45201010	Food Retailers & Wholesalers
45201020	Personal Products	50101010	Construction
50101020	Building Roof/Wallboard and Plumbing	50101030	Cement
50101035	Building Materials: Other	50202010	Electrical Components
50203015	Plastics	50203030	Containers & Packaging
50204000	Machinery: Industrial	50204020	Machinery: Construction & Handling
50205010	Industrial Suppliers	50205020	Back Office Support HR & Consulting
50205030	Forms & Bulk Printing Services	50206015	Commercial Vehicles & Parts
50206030	Marine Transportation	50206060	Transportation Services
55101000	Diversified Materials	55101020	Textile Products
55102000	General Mining	55102010	Iron & Steel
55102015	Metal Fabricating	55102035	Aluminum
60101020	Oil Refining and Marketing	65101010	Alternative Electricity
65101015	Conventional Electricity	65102000	Multi-Utilities
65102030	Water		

ATHEXGROUP

Athens Exchange Group

Λεωφ. Αθηνών 110 | 104 42 Αθήνα
110 Athinon Ave | 104 42 Athens GR
T +30 210 3366 800
www.athexgroup.gr