

25

Ημερήσιο Δελτίο  
Συναλλακτικής Δραστηριότητας

Daily Official List  
of Trading Activity



**Disclaimer:**

Hellenic Exchanges-Athens Stock Exchange S.A endeavours to ensure that the data and other material ("Information") presented on the Daily Official List are accurate and complete, but it is not liable for any errors or omissions of data or /and for the accuracy, credibility, updating and completeness of the aforesaid information nor it has any liability arising directly or indirectly from the use of the above Information.

The Company is not liable for the accuracy of the data included in listed companies' announcements. Only the sender of such an announcement is fully and solely liable for any infringement of third party's rights from the content of such announcement. All contents of the Daily Official List are provided only for information purposes and do not constitute investment advice or solicitation to invest in securities or other products listed for trading on the Exchange.

You acknowledge and agree that the Company is the owner of any property rights related to any Information appearing on the Daily Official List including intellectual property rights copyright, trademarks, etc.

The above data are a property of the Hellenic Exchanges-Athens Exchange and are copyright protected. Users are forbidden to reproduce, modify, copy, sale, transmit or redistribute, by all reproduction means and methods, part or the whole of the above data, without reference to their source.

The commercial exploitation of these data is, also, forbidden by third parties. Hellenic Exchanges-Athens Exchange does not carry any responsibility, direct or indirect, derived from usage or accidental alteration of the above data when used by third parties.

---

**Hellenic Exchanges – Athens Stock Exchange S.A.**

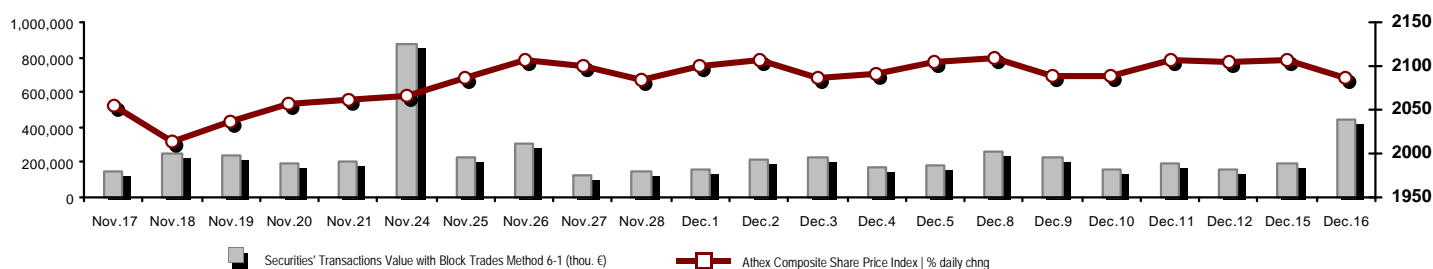
110 Athinon Ave., 10442 Athens, Tel: (210) 33.66.800, Fax: (210) 32.13.938

[www.athexgroup.gr](http://www.athexgroup.gr)

---

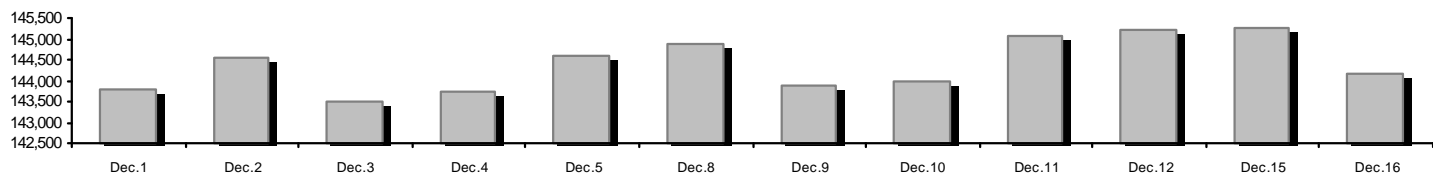
## Summary of Markets

Athex Composite Share Price Index vs Shares and Derivatives Transactions Value

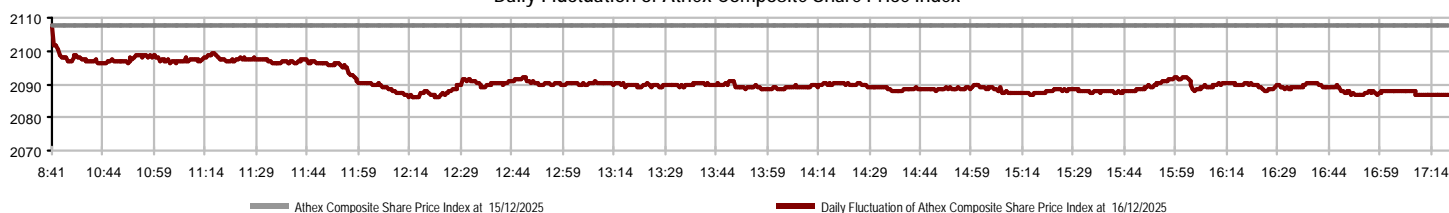


Athex Capitalisation (mill. €) **:	144,155.39		Derivatives Total Open Interest	1,514,823
Daily change: mill. €   %	-1,117.94	-0.77%	in Index Futures   % daily chng	9,875 2.53%
Yearly Avg Capitalisation: mill. €   % chng prev year Avg	127,086.87	28.78%	in Stock Futures   % daily chng	1,496,381 4.74%
Athex Composite Share Price Index   % daily chng	2,086.50	-0.99%	in Index Options   % daily chng	6,256 3.59%
Athex Composite Share Price Index Capitalisation (mill. €)	133,559.12		in Stock Options   % daily chng	2,311 12.84%
Daily change (mill. €)	-1,127.88			
Securities' Transactions Value with Block Trades Method 6-1 (t)	441,852.85		Derivatives Contracts Volume:	421,407
Daily change: %	243,020.29	122.22%	Daily change: pieces   %	-161,566 -27.71%
YtD Avg Trans. Value: thou. €   % chng prev year Avg	215,912.01	57.16%	YtD Avg Derivatives Contracts % chng prev year Avg	56,937 53.01%
Blocks Transactions Value of Method 6-1 (thou. €)	237,929.15		Derivatives Trades Number:	4,561
Blocks Transactions Value of Method 6-2 & 6-3 (thou. €)	0.00		Daily change: number   %	359 8.54%
Bonds Transactions Value (thou.€)	5,042.98		YtD Avg Trades number % chng prev year Avg	2,207 21.12%
Securities' Transactions Volume with Block Trades Method 6-1 (tho)	99,691.64		Lending Total Open Interest	289,572
Daily change: thou. pieces   %	65,210.13	189.12%	Daily change: pieces   %	-450,760 -60.89%
YtD Avg Volume: % chng prev year Avg	41,765.01	43.56%	Lending Volume (Multilateral/Bilateral)	28,218
Blocks Transactions Volume of Method 6-1 (thou. Pieces)	62,591.08		Daily change: pieces   %	-32,522
Blocks Transactions Volume of Method 6-2 & 6-3 (thou. Pieces)	0.00		Multilateral Lending	26,218
Bonds Transactions Volume	5,003,000		Bilateral Lending	2,000
Securities' Trades Number with Block Trades Method 6-1	59,156		Lending Trades Number:	11
Daily change: number   %	14,335	31.98%	Daily change: %	-5
YtD Avg Trades number % chng prev year Avg	50,094	38.30%	Multilateral Lending Trades Number	10
Number of Blocks Method 6-1	50		Bilateral Lending Trades Number	1
Number of Blocks Method 6-2 & 6-3	0			
Number of Bonds Transactions	447			

Athex Capitalisation (mill. €) \*\*



Daily Fluctuation of Athex Composite Share Price Index



## Athex Indices

Index name	16/12/2025	15/12/2025	pts.	%	Min	Max	Year min	Year max	Year change
Athex Composite Share Price Index	2,086.50 €	2,107.43	-20.93	-0.99%	2,085.87	2,107.43	1,455.08	2,135.29	41.97% #
Athex Composite Index Total Return Index	4,107.31 €	4,148.49	-41.18	-0.99%	4,106.06	4,148.49	2,755.49	4,172.25	47.77% #
Athex ESG Index	2,464.00 €	2,489.32	-25.32	-1.02%	2,463.27	2,489.32	1,676.07	2,516.67	46.83% #
ATHEX Small Cap Price Index	2,478.53 #	2,477.70	0.83	0.03%	2,464.01	2,487.49	0.00	2,499.87	32.71% #
ATHEX Alternative Market Price Index	20,036.29 #	19,802.93	233.36	1.18%	19,802.93	20,510.42	13,631.97	20,510.42	32.71% #
FTSE/Athex Large Cap	5,266.90 €	5,321.85	-54.95	-1.03%	5,265.33	5,321.85	3,550.72	5,382.99	47.51% #
FTSE/Athex Mid Cap Index	2,791.88 €	2,806.55	-14.67	-0.52%	2,777.97	2,806.55	2,262.76	3,029.36	19.62% #
FTSE/ATHEX High Dividend Yield Index	4,893.87 €	4,946.03	-52.16	-1.05%	4,887.76	4,948.42	3,928.87	5,211.39	21.72% #
FTSE/Athex Market Index	1,242.68 €	1,255.46	-12.78	-1.02%	1,242.63	1,255.46	850.04	1,273.00	46.00% #
FTSE/Athex Banks	2,303.55 €	2,342.15	-38.60	-1.65%	2,303.55	2,342.15	1,278.63	2,474.67	79.12% #
FTSE/ATHEX TECHNOLOGY & TELECOMMUNICAT	6,731.11 €	6,747.99	-16.88	-0.25%	6,699.99	6,762.89	5,244.36	6,770.72	18.73% #
FTSE/ATHEX FINANCIAL SERVICES	10,770.74 €	10,950.56	-179.82	-1.64%	10,770.74	10,950.56	6,002.57	11,567.10	78.49% #
FTSE/ATHEX REAL ESTATE	5,453.05 €	5,475.61	-22.56	-0.41%	5,429.03	5,479.82	4,359.91	5,733.12	11.76% #
FTSE/ATHEX CONSUMER DISCRETIONARY	5,683.51 €	5,733.76	-50.25	-0.88%	5,657.52	5,733.76	4,770.42	6,429.79	12.88% #
FTSE/ATHEX CONSUMER STAPLES	8,444.28 €	8,478.46	-34.18	-0.40%	8,419.32	8,489.84	6,653.46	9,184.21	26.24% #
FTSE/ATHEX INDUSTRIALS	9,756.97 #	9,740.05	16.92	0.17%	9,667.30	9,756.97	6,534.30	9,756.97	36.32% #
FTSE/ATHEX BASIC MATERIALS	9,614.36 #	9,420.95	193.41	2.05%	9,351.72	9,631.72	4,549.74	9,631.72	91.62% #
FTSE/ATHEX ENERGY & UTILITIES	6,646.46 €	6,687.73	-41.27	-0.62%	6,618.31	6,687.73	4,945.68	6,917.59	33.49% #
Athex All Share Index	477.12 €	480.82	-3.70	-0.77%	477.12	477.12	340.27	480.82	40.55% #
Hellenic Mid & Small Cap Index	2,875.11 €	2,877.83	-2.72	-0.09%	2,862.31	2,877.83	2,005.36	2,884.56	35.82% #
FTSE/Athex Large Cap Total Return	9,417.31 €	9,515.56	-98.25	-1.03%			6,199.42	9,540.03	53.25% #
FTSE/Athex Mid Cap Total Return	3,956.56 €	3,977.35	-20.79	-0.52%			3,153.97	4,246.28	23.73% #
MSCI GREECE REBASED	8,550.00 €	8,676.13	-126.13	-1.45%	8,550.00	8,676.13	5,512.03	9,057.72	53.73% #
Hellenic Corporate Bond Index	143.99 #	143.95	0.03	0.02%			138.48	144.26	3.54% #
Hellenic Corporate Bond Price Index	93.84 €	93.85	-0.02	-0.02%			93.11	94.58	-0.09% €

Note 1: FTSE/Med 100, Hellenic Corporate Bond Price Index and Hellenic Corporate Bond Index closing prices refer to the previous trading day of 12/12/2025.

Note 2: The Hellenic Mid & Small Cap Index is a Customized index calculated by the Athens Exchange.

## Analytic Figures for Athex Market's Boards and Categories

	Total Traded Securities	Main Market	Surveillance	Exchange Traded Funds (ETFs)
Totals	128	125	2	1
Gain / Lose / Same:	42 / 72 / 14	42 / 70 / 13	0 / 1 / 1	0 / 1 / 0
Athex Capitalisation (mill. €) **	144,155.39	144,123.83	31.55	
Daily Average Trans/ons Value(thou.€)	215,912.01	215,966.70	16.36	305.60
Transactions Value	441,852.85	441,766.61	21.04	65.19
Main Board:	203,923.09	203,836.85	21.04	65.19
Blocks Board 6_2_3:	237,929.15	237,929.15	0.00	0.00
Forced Sales Board:	0.61	0.61	0.00	0.00
Special Terms Board:	0.00	0.00	0.00	0.00
Daily Average Transactions Volume	41,765,008	41,755,933	52,739	6,712
Transactions Volume	99,691,639	99,667,739	22,676	1,224
Main Board:	37,100,480	37,076,580	22,676	1,224
Blocks Board 6_2_3:	62,591,079	62,591,079	0	0
Forced Sales Board:	80	80	0	0
Special Terms Board:	0	0	0	0
Daily Average Number of Trades	50,094	49,943	28	124
Number of Trades	59,156	59,033	18	105
Main Board:	59,105	58,982	18	105
Blocks Board 6_2_3:	50	50	0	0
Forced Sales Board:	1	1	0	0
Special Terms Board:	0	0	0	0

## Trading Details by Athex Sectors and Financial Instruments (ETFs)

Code	Sectors	Gain / Lose / Same	Number of Trades	Transactions Volume	Transactions Value	% of Total Trans. Value
3010	- Banks	1 / 5 / 2	21,549	84,385,890	320,153,350.96	72.46%
5510	- Basic Resources	6 / 5 / 2	2,563	949,371	5,593,478.86	1.27%
5010	- Construction & Materials	4 / 9 / 0	4,761	1,681,073	14,361,896.29	3.25%
4020	- Consumer Products & Services	2 / 1 / 1	66	7,159	3,417.52	0.00%
6010	- Energy	1 / 3 / 0	3,249	579,729	9,587,043.17	2.17%
12000	- Financial Instruments	0 / 1 / 0	105	1,224	65,193.45	0.01%
3020	- Financial Services	2 / 2 / 1	724	76,813	438,794.92	0.10%
4510	- Food Beverage & Tobacco	1 / 3 / 1	357	66,696	1,720,986.99	0.39%
2010	- Health Care	2 / 1 / 0	604	801,343	753,064.00	0.17%
5020	- Industrial Goods & Services	9 / 8 / 1	2,222	611,865	5,159,419.64	1.17%
3030	- Insurance	1 / 0 / 0	234	37,314	230,237.14	0.05%
4030	- Media	1 / 2 / 0	281	99,356	398,494.36	0.09%
4520	- Personal Care, Drug & Grocery Stores	1 / 1 / 0	202	47,466	573,009.04	0.13%
3510	- Real Estate	3 / 7 / 3	1,578	615,758	2,413,793.21	0.55%
4040	- Retail	0 / 8 / 2	2,289	786,947	17,438,832.17	3.95%
1010	- Technology	5 / 6 / 1	2,945	1,173,282	6,834,318.89	1.55%
1510	- Telecommunications	0 / 2 / 0	2,120	679,993	11,512,623.53	2.61%
4050	- Travel & Leisure	1 / 5 / 0	4,630	5,338,523	14,008,020.70	3.17%
6510	- Utilities	2 / 3 / 0	8,677	1,751,837	30,606,871.07	6.93%

## Top 10 best &amp; worst performing Shares

## Main Market

With positive Price change	Closing price	change	With negative Price change	Closing price	change
E.IN.S. (CR)	2.06	4.57% #	EUROBANK (CR)	3.48	-4.40% €
LAVIPHARM SA (CR)	0.908	3.42% #	LAMPASA HOTEL SA (CR)	45.2	-3.42% €
AUSTRIACARD (CB)	5.87	3.34% #	EKTER SA (CR)	3.58	-3.24% €
PERFORMANCE TECHNOLOGIES (CR)	8.18	3.28% #	AUTOHELLAS SA (CR)	11.76	-2.97% €
ELVALHALCOR (CR)	3.9	2.63% #	FAIS (CR)	3.34	-2.34% €
NOVAL PROPERTY REIC (CR)	2.82	2.55% #	AVE (CR)	0.506	-2.32% €
VIOHALCO SA/NV (CB)	12	2.04% #	AS COMPANY SA (CR)	4.02	-1.95% €
PAPOUTSANIS (CR)	3.05	2.01% #	ELTON SA (CR)	2.02	-1.94% €
KORDELLOS BROS SA (CR)	0.522	1.95% #	P.P.A. S.A. (CR)	40	-1.72% €
TITAN (CB)	47.45	1.50% #	METLEN PLC (CR)	41.28	-1.67% €
With the highest Transactions Value	Value (thou. €)	change	With the highest Transactions Volume	Volume	change
EUROBANK (CR)	234,561.75	-4.40% €	EUROBANK (CR)	67,225,565	-4.40% €
ALPHA BANK (CR)	38,214.48	-0.73% €	ALPHA BANK (CR)	11,201,520	-0.73% €
PIRAEUS FINANCIAL HOLD (CR)	23,157.42	-0.60% €	INTRALOT (CR)	4,768,192	-0.78% €
NATIONAL BANK (CR)	18,531.93	-1.20% €	PIRAEUS FINANCIAL HOLD (CR)	3,286,707	-0.60% €
JUMBO SA (CR)	16,657.01	-0.80% €	NATIONAL BANK (CR)	1,406,781	-1.20% €
PPC (CR)	16,613.27	0.61% #	PPC (CR)	920,481	0.61% #
METLEN PLC (CR)	12,076.45	-1.67% €	LAVIPHARM SA (CR)	766,657	3.42% #
OTE (CR)	11,502.95	-0.65% €	CrediaBank (CR)	690,017	1.36% #
OPAP (CR)	7,547.54	-1.08% €	OTE (CR)	678,706	-0.65% €
MOTOR OIL (CR)	6,785.19	-1.05% €	JUMBO SA (CR)	609,516	-0.80% €

Note: Stocks that are not included in the "Under Supervision" category, and the transactions value is more than 10,000 €.

## Derivatives Summary

	Number of Trades	Volume	Open Interest
Index Futures	274	7,045	9,875
FTSE/Athex Banks	11	912	2,412
FTSE/Athex Large Cap	263	6,133	7,463
MSCI GREECE REBASED	0	0	0
Stock Futures	4,260	413,982	1,496,381
ADMIE (IPTO) HOLDING S.A. (CR)	112	10,079	15,022
AEGEAN AIRLINES (CR)	128	3,958	4,551
AKTOR S.A. HOLDING CO. (CR)	200	43,591	78,203
ALPHA BANK (CR)	448	38,768	74,532
ATHENS INTL AIRPORT (CR)	4	22	273
AUTOHELLAS SA (CR)	2	6	555
AVAX S.A. (CR)	126	292	2,150
BANK OF CYPRUS (CR)	24	2,107	3,204
CC HBC AG (CR)	19	253	266
CENERGY HOLDINGS (CB)	31	697	5,403
CrediaBank (CR)	96	6,034	15,429
ELLAKTOR (CR)	83	412	2,439
ELVALHALCOR (CR)	93	1,163	4,765
EUROBANK (CR)	212	23,995	20,225
EYDAP S.A. (CR)	25	515	14,836
FOURLIS (CR)	50	1,475	4,941
GEK TERNA (CR)	84	8,263	9,015
HELLENIC EXCHANGES-A.S.E. (CR)	44	2,244	5,157
HELLENIQ ENERGY (CR)	50	1,726	4,944
INTRACOM HOLDINGS (CR)	147	5,054	11,454
INTRALOT (CR)	415	180,911	1,088,566
JUMBO SA (CR)	94	1,275	2,439
LAMDA DEVELOPMENT SA (CR)	98	4,565	13,440
METLEN PLC (CR)	456	6,100	13,414
MIG (CR)	4	80	105
MOTOR OIL (CR)	58	1,690	1,180
NATIONAL BANK (CR)	233	9,880	15,047
OPAP (CR)	85	1,338	4,527
OPTIMA BANK (CR)	15	89	545
OTE (CR)	62	1,433	1,868
P.P.A. S.A. (CR)	4	44	68
PIRAEUS FINANCIAL HOLD (CR)	332	44,751	54,768
PPC (CR)	282	9,751	19,596
QUEST HOLDINGS (CR)	4	11	294
TITAN (CB)	27	564	797
VIOHALCO SA/NV (CB)	113	846	2,363
Index Options	26	365	6,256
FTSE/Athex Large Cap	26	365	6,256
Stock Options	1	15	2,311
ALPHA BANK (CR)	0	0	475
NATIONAL BANK (CR)	0	0	176
OPAP (CR)	0	0	550
OTE (CR)	0	0	185
PPC (CR)	1	15	925
<b>Total Derivatives Traded</b>	<b>4,561</b>	<b>421,407</b>	<b>1,514,823</b>







## Daily Official List

Year: 146 Trading Day No: 240

## Section 2: Analytic Figures of Shares Transactions

Tuesday, 16 December, 2025

Number of Outstanding Securities	Nominal Value	Dividends [1]			Date of Last Coupon		Note	Shares	Closing price	% change	Previous closing price/date	Open price	Price min	Price max	Last price	Avg price	Last Bid [7]	Last Ask [7]	P/E after tax	Year	Volume	Trades	Transactions Value[8]	Company Mkt Value (thou. €)	Year low	Year high	Sector[4]	
8,340,750	1.16	---	---	---	25/06/2009	17/09/2018	---	HAIDEMENOS SA (CR)	0.76	2.70 #	0.74	15/12/2025	0.715	0.715	0.76	0.76	0.759	155@0.725	94@0.760	---	2024	663	10	503.13	6,338.97	0.446	1.15	50205030

## Main Market - Low Liquidity Class

11,943,624	0.540	0.15	0.15	0.165	01/07/2025	30/08/2019	---	FLEXOPACK SA (CR)	8	---	8	15/12/2025	---	---	---	---	430@7.90	10@8.40	---	---	---	---	---	95,548.99	6.9	9.4	50203030	
244,737,498	0.500	0.03	0.02	0.03	02/04/2025	28/12/2023	---	TRASTOR REAL EST. INV. CO.(CR)	1.24	---	1.24	15/12/2025	1.24	1.23	1.24	1.24	1.239	120@1.23	178@1.24	---	---	1,422	8	1,761.28	303,474.50	1.09	1.41	35102000
18,810,000	0.400	---	0.0381	0.0591	20/10/2025	14/11/2007	---	VARVERIS - MODA BAGNO SA (CR)	5.36	---	5.36	15/12/2025	5.36	5.32	5.36	5.36	5.343	550@5.24	666@5.36	---	---	381	9	2,035.76	100,821.60	3.3	5.56	40401025
15,000,000	0.300	---	---	---	06/07/2007	18/07/2000	---	DAIOS PLASTICS SA (CR)	7.6	1.33 #	7.5	15/12/2025	7.55	7.5	7.7	7.6	7.563	100@7.45	3700@7.70	---	---	1,320	32	9,986.50	114,000.00	3.28	9.25	50203015
2,760,000	11.83	11.8	12.4	14	30/05/2025	16/07/1990	---	KARELIA (CR)	336	---	336	15/12/2025	338	336	338	336	337.755	55@336.00	17@340.00	---	---	253	27	85,452.00	927,360.00	300	362	45103010
21,364,000	1.12	0.4	---	---	21/08/2023	08/03/2023	---	LAMPASA HOTEL SA (CR)	45.2	-3.42 €	46.8	15/12/2025	46	45	46.6	46.6	45.286	50@45.00	75@46.60	---	---	580	8	26,266.00	965,652.80	35.6	47	40501025
38,566,281	0.700	---	---	---	21/07/2008	07/07/2025	---	MOUZAKIS (CR)	0.6	---	0.6	15/12/2025	0.59	0.59	0.59	0.59	0.59	500@0.575	13@0.590	---	---	487	1	287.33	23,139.77	0.4524	0.76	55101020
42,500,000	1.00	---	0.0383	0.0538	21/11/2025	13/09/2023	---	MPL KEDROS (CR)	4.22	---	4.22	15/12/2025	4.21	4.21	4.22	4.22	4.219	100@4.21	300@4.25	---	---	2,100	14	8,860.00	179,350.00	3.74	4.45	35102000
6,340,000	0.600	0.1	0.2	0.23	09/12/2025	11/01/2024	---	NAKAS MUSIC	3.78	---	3.78	15/12/2025	3.86	3.72	3.9	3.72	3.781	45@3.72	100@3.80	---	---	276	15	1,043.58	23,965.20	2.8	4.2	40401030
27,379,200	0.980	0.45	0.5001	0.52	25/08/2025	29/08/2022	---	CRETE PLASTICS SA (CR)	14.8	---	14.8	15/12/2025	14.8	14.8	14.8	14.8	14.8	1475@14.80	109@15.50	---	---	25	1	370.00	405,212.16	13.4	17.2	50203015
255,494,534	2.71	0.255	0.247	0.705	15/12/2025	30/09/2021	---	PRODEA (CR)	6	1.70 #	5.9	15/12/2025	6	6	6	6	6	470@5.90	194@6.00	---	---	1,420	8	8,520.00	1,532,967.20	5.25	6.7	35102000
4,181,450	0.500	---	---	---	21/08/2000	05/03/2002	---	FLOUR MILLS SARANTOPOULOS SA	1.24	---	1.24	15/12/2025	---	---	---	---	---	400@1.12	400@1.36	---	---	---	---	---	5,185.00	0.87	1.45	45102020

## Exchange Traded Funds (ETFs)

1,160,078	---	---	---	---	15/06/2016	---	---	ALPHA ETF FTSE Athex Large Cap	53.16	-0.64 €	53.5	15/12/2025	53.4	53.08	53.4	53.16	53.263	3@53.11	500@53.15	---	---	1,224	105	65,193.45	---	34.86	54	12003
-----------	-----	-----	-----	-----	------------	-----	-----	--------------------------------	-------	---------	------	------------	------	-------	------	-------	--------	---------	-----------	-----	-----	-------	-----	-----------	-----	-------	----	-------

## Surveillance

27,100,914	0.650	---	---	---	01/08/2007	07/04/2000	5093	AKRITAS SA (CR)	1.05	-0.94 €	1.06	15/12/2025	1.05	1.05	1.05	1.05	1.05	494@1.06	7461@1.07	---	---	19,426	15	20,397.30	28,455.96	0.6	1.3	50101035
8,321,682	0.670	---	---	---	17/08/2007	23/11/1999	---	N. LEVENTERIS (CR)	0.32	---	0.32	15/12/2025	---	---	---	---	---	---	10894@0.312	---	2024	---	---	---	3,095.04	0.19	0.374	55102010
2,160,524	0.670	---	---	---	03/12/2018	23/11/1999	---	N. LEVENTERIS (PR)	0.2	---	0.2	15/12/2025	0.186	0.186	0.2	0.2	0.198	1150@0.186	350@0.220	---	2024	3,250	3	645.10	3,095.04	0.18	0.308	55102010

## Suspension Status

13,191,620	0.620	---	---	---	04/08/2010	09/09/2002	5232	YALCO - CONSTANTINOU (CR)	0.16	---	0.16	30/05/2025	---	---	---	---	---	---	26032@0.162	---	---	---	---	---	2,110.66	0.144	0.162	40202020	
17,579,754	4.16	---	---	---	18/08/2006	02/08/2010	---	BIOTER SA (CR)	0.206	---	0.206	30/05/2025	---	---	---	---	---	---	---	---	---	---	---	---	---	3,621.43	0.18	0.29	50101010
3,961,300	1.28	---	---	---	29/06/2004	03/08/2000	5248	DUROS SA (CR)	0.25	---	0.25	24/04/2023	---	---	---	---	---	---	---	---	---	---	---	---	---	990.33	0.25	0.25	40204020
51,754,364	0.300	---	---	---	23/12/2003	24/01/2007	5197	SELECTED TEXT. IND. ASSOC (CR)	0.132	---	0.132	31/10/2024	---	---	---	---	---	---	---	---	---	---	---	---	---	6,831.58	0.132	0.132	55101020
15,842,391	1.51	---	---	---	15/07/2009	12/05/2000	5141	BITROS HOLDING SA (CR)	0.51	---	0.51	30/05/2025	---	---	---	---	---	---	---	---	---	---	---	---	---	8,079.62	0.46	0.77	55102010
28,438,268	0.070	---	---	---	21/08/2006	24/11/1999	5253	SPIROY AGRICULTURE SA (CR)	0.138	---	0.138	30/05/2025	---	---	---	---	---	---	---	---	---	---	---	---	---	3,924.48	0.125	0.176	45102010

## Shares' Notes

Code	Note text
( )	- Adjusted dividends.
*	- Last adjusted closing price.
[1]	- Net dividends.
[2]	- The "Date of Last Coupon" for New listings refers to the date company's stocks started to trade in Athex
[3]	- The Company Market Value is referred to the number of outstanding shares
[4]	- Sectors codification can be found in Appendix A
[5]	- The Market Value refers to the total number of shares listed (including their several classes) in the exchange by the company.
[6]	- P/E greater than 100
[7]	- Last view of the Order Book before the end of the trading session
[8]	- All Blocks Methods' Transactions Value are included.
5093	- Transfer to the Surveillance Category as of 8/4/2015.
5141	- Transfer to the Surveillance Category as of 10/05/2017.
5160	- Transfer to the Surveillance Category as of 15/04/2016.
5165	- Transfer to the Surveillance Category as of 15/02/2018.
5193	- Transfer to the Surveillance Category as of 25/10/2018.
5197	- Transfer to the Surveillance Category as of 07/11/2018.
5232	- Transfer to the Under Surveillance Category from 08/04/2011.
5248	- Transfer to the Surveillance Category as of 06/09/20116.
5253	- Transfer to the Surveillance Category as of 14/5/2021.

## Securities Blocks Details

Securities	Block Volume	Price	Block Trade Value	Time of approval	Note
PERFORMANCE TECHNOLOGIES (CR)	25,000	8.20	205,000.00	10:32:34	20
PERFORMANCE TECHNOLOGIES (CR)	25,000	8.23	205,750.00	10:35:52	20
PROFILE SA (CR)	27,671	8.04	222,474.84	10:38:07	20
ELVALHALCOR (CR)	100,000	3.76	376,000.00	10:51:18	20
EUROBANK (CR)	200,000	3.57	714,400.00	10:53:31	20
THESSALONIKA WATER & SEWERAGE	12,500	4.11	51,375.00	11:14:30	20
PIRAEUS FINANCIAL HOLD (CR)	125,000	7.08	885,000.00	11:21:25	20
EUROBANK (CR)	250,000	3.55	887,625.00	11:29:02	20
ALPHA BANK (CR)	200,000	3.42	683,000.00	11:35:45	20
EUROBANK (CR)	300,000	3.55	1,065,000.00	11:36:43	20
EUROBANK (CR)	700,000	3.55	2,486,400.00	11:44:59	20
ALPHA BANK (CR)	1,100,000	3.41	3,753,200.00	11:46:31	20
EUROBANK (CR)	1,400,000	3.55	4,975,600.00	11:48:59	20
ATHENS INTL AIRPORT (CR)	35,000	10.33	361,550.00	12:06:25	20
BRIQ PROPERTIES (CR)	40,000	2.89	115,600.00	12:58:08	20
EUROBANK (CR)	1,179,869	3.52	4,154,318.75	13:23:07	20
NATIONAL BANK (CR)	25,000	13.20	330,000.00	13:25:02	20
TITAN (CB)	5,000	46.30	231,500.00	13:26:31	20
CC HBC AG (CR)	7,500	42.60	319,500.00	13:31:18	20
GR. SARANTIS S.A. (CR)	20,000	13.24	264,800.00	13:32:28	20
AEGEAN AIRLINES (CR)	20,000	14.02	280,400.00	13:34:20	20
QUEST HOLDINGS (CR)	30,000	7.06	211,800.00	13:34:56	20
TPA SA (CR)	15,000	35.50	532,500.00	13:35:35	20
KRI-KRI S.A. (CR)	20,000	19.52	390,400.00	13:36:01	20
EUROBANK (CR)	1,500,000	3.52	5,275,500.00	13:50:16	20
PIRAEUS FINANCIAL HOLD (CR)	100,000	7.06	706,400.00	13:54:15	20
OTE (CR)	85,000	16.92	1,438,200.00	14:37:56	20
EUROBANK (CR)	250,000	3.52	879,250.00	14:43:38	20
INTRALOT (CR)	225,000	1.00	225,900.00	14:45:39	20
JUMBO SA (CR)	25,000	27.36	684,000.00	14:52:38	20
JUMBO SA (CR)	25,000	27.32	683,000.00	15:14:14	20
ALPHA BANK (CR)	200,000	3.41	681,000.00	15:22:34	20
OTE (CR)	35,000	17.00	595,000.00	15:24:24	20
BANK OF CYPRUS (CR)	40,000	8.02	320,800.00	15:24:35	20
JUMBO SA (CR)	20,000	27.30	546,000.00	15:40:18	20
EUROBANK (CR)	307,900	3.50	1,076,110.50	15:46:59	20
VIOHALCO SA/NV (CB)	25,000	11.96	299,000.00	16:09:08	20

## Blocks Notes

9 - Method 6-1 / Special Fees

10 - Method 6-1 / Special Fees, SDS

14 - Method 6-3 / Settlement, Incomplete Buy and Sell

18 - Method 6-2 / SPOT 1

19 - Method 6-2 / SPOT 2

20 - Method 6-1 and Method 6-1 Same Day Settlement

21 - Other Pre-agreed

## Securities Blocks Details

Securities	Block Volume	Price	Block Trade Value	Time of approval	Note
VIOHALCO SA/NV (CB)	20,000	11.96	239,200.00	16:09:40	20
PIRAEUS FINANCIAL HOLD (CR)	589,335	7.06	4,160,705.10	16:10:49	20
ALPHA BANK (CR)	200,000	3.41	682,800.00	16:41:03	20
PPC (CR)	50,000	18.07	903,500.00	16:56:18	20
ALPHA BANK (CR)	1,381,759	3.41	4,711,798.19	16:59:16	20
JUMBO SA (CR)	321,474	27.34	8,789,099.16	17:00:10	20
NATIONAL BANK (CR)	130,973	13.26	1,736,047.12	17:03:08	20
NATIONAL BANK (CR)	30,520	13.18	402,253.60	17:03:52	20
ALPHA BANK (CR)	1,180,460	3.41	4,025,368.60	17:04:20	20
EUROBANK (CR)	441,178	3.50	1,544,564.18	17:04:52	20
EUROBANK (CR)	48,705,000	3.48	169,493,400.00	17:11:18	20
PIRAEUS FINANCIAL HOLD (CR)	339,940	7.02	2,387,058.68	17:14:38	20
EUROBANK (CR)	500,000	3.48	1,740,000.00	17:17:58	20

## Blocks Notes

9 - Method 6-1 / Special Fees

10 - Method 6-1 / Special Fees, SDS

14 - Method 6-3 / Settlement, Incomplete Buy and Sell

18 - Method 6-2 / SPOT 1

19 - Method 6-2 / SPOT 2

20 - Method 6-1 and Method 6-1 Same Day Settlement

21 - Other Pre-agreed

**Shares Rights Details**

Occured date	Exercise from	Exercise until	Trading until	Rights	Price min	Price max	Closing price	Last Bid	Last Ask	Volume	Trades	Transactions Value
--------------	---------------	----------------	---------------	--------	-----------	-----------	---------------	----------	----------	--------	--------	--------------------

No Rights Transactions.

---

**Forced Sales Details**

---

Securities	Category of Security	Transactions Volume	Number of Trades	Transactions Value	Note
DAIOS PLASTICS SA (CR)	Stocks	80	1	608.00	1

---

---

**Forced Sales Notes**

---

- 1 - Compulsory Public Forced Sales
- 2 - Forced Sales of Fixed Registered Shares
- 3 - Forced Sales of Remaining Fractional Shares

## Exchange Traded Funds (ETFs) Characteristics

	Transactions Date (T)	Creation / Redemption	Units (T-1)	New Units (T-1)	Redemption Units (T-1)	Units (T) [1]	Fund Assets [2]	Net Unit Price	Dividend per Unit	Dividend Date
ALPHA ETF FTSE Athex Large Cap	16/12/2025	5,000	1,130,078	30,000	---	1,160,078	62,143,760.00	53.5686	1.15	01/07/2025

## ETFs Notes

[1] - Units (T) = Units (T-1) + New Units (T-1) - Redemption Units (T-1)

[2] - The Creation / Redemption Units of T-1 are included.

## Non Convertible Corporate Bonds - Regulated Market

Num Listed Bonds	Nominal price	Issue price	Today's Rate	Exp. Date	Duration (years)	Note	Coupon		Trading Unit	Corporate Bonds	Accrued Int.	Yield.T.Mat	Price min	Price max	Closing price	Previous closing price/date	Volume	Transactions Value	Last order		ear min	Year max		
							Common	Preferred											Price	Buy / Sell			Date	
300,000	1,000.00	1,000.00	2.30	14/12/2028	7	---	9	---	1	GEK TERNA S.A. (Non Convertible)	0.1917	3.3100	96.3000	96.5000	96.3556	96.1030	15/12/2025	36,000	34,694.90	96.2000	B	16/12/2025	92.9502	100.0000
320,000	1,000.00	1,000.00	3.40	21/07/2027	7	---	11	---	1	LAMDA DEVELOPMENT S.A. (Non Convertible)	14.1667	2.9450	99.6300	99.9900	99.8545	99.6300	15/12/2025	11,000	11,139.83	98.7502	B	16/12/2025	97.6000	100.5000
200,000	1,000.00	1,000.00	1.90	23/03/2028	7	---	10	---	1	MOTOR OIL CORINTH REFINERIES SA (Non Convertible)	4.5389	2.7610	97.5000	98.0000	97.5935	98.0000	15/12/2025	23,000	22,550.89	97.5500	B	16/12/2025	93.5278	98.8000
197,650	1,000.00	1,000.00	3.60	12/03/2026	7	---	14	---	1	AEGEAN AIRLINES S.A. (Non Convertible)	9.7000	2.8790	100.0000	100.0200	100.0023	100.0000	15/12/2025	44,000	44,427.80	100.0000	B	16/12/2025	99.0460	101.0000
150,000	1,000.00	1,000.00	2.60	22/10/2026	7	---	13	---	1	TERNA ENERGY FINANCE S.A. (Non Convertible)	4.1167	3.8890	98.4000	98.4000	98.4000	98.9740	15/12/2025	1,000	988.12	98.4000	B	16/12/2025	97.6272	100.0000
100,000	1,000.00	1,000.00	2.80	25/01/2027	5	---	8	---	1	PREMIA S.A. (Non Convertible)	11.3556	4.2740	---	---	---	97.9100	11/12/2025	---	---	97.9150	B	16/12/2025	96.2000	99.5799
500,000	1,000.00	1,000.00	3.80	18/11/2032	7	---	1	---	1	LAMDA DEVELOPMENT S.A. (Non convertible)	3.1667	3.8470	99.4000	99.6999	99.6799	99.7540	15/12/2025	123,000	122,943.53	99.4000	B	16/12/2025	99.3000	100.0000
300,000	1,000.00	1,000.00	2.30	20/07/2028	7	---	9	---	1	PRODEA REIC S.A. (Non Convertible)	9.5833	3.4780	96.2000	96.8900	96.3000	96.3560	15/12/2025	47,000	45,738.32	96.2000	B	16/12/2025	93.5001	99.9990
150,000	1,000.00	1,000.00	2.65	22/10/2026	5	---	9	---	1	CPLP SHIPPING HOLDINGS PLC (Non Convertible)	4.1958	3.1080	99.2000	99.4000	99.3250	99.1280	15/12/2025	8,000	7,979.57	99.2000	B	16/12/2025	97.3000	99.9999
500,000	1,000.00	1,000.00	2.75	03/07/2027	7	---	11	---	1	GEK TERNA S.A. (Non Convertible)	12.8333	3.0250	98.8000	98.9000	98.9000	98.8370	15/12/2025	113,000	113,144.47	98.8500	B	16/12/2025	96.5000	100.3800
120,000	1,000.00	1,000.00	2.65	06/12/2028	7	---	9	---	1	NOVAL PROPERTY REIC (Non Convertible)	0.7361	3.3460	97.1000	97.1000	97.1000	97.0560	15/12/2025	30,000	29,152.08	97.0000	B	16/12/2025	94.2301	99.9900
250,000	1,000.00	1,000.00	3.70	04/07/2032	7	---	1	---	1	AEGEAN AIRLINES S.A. (Non Convertible)	17.1639	3.3870	101.0000	101.6300	101.3884	101.6400	15/12/2025	39,000	40,210.89	101.0100	B	16/12/2025	100.1414	104.0000
100,000	1,000.00	1,000.00	2.95	11/02/2027	5	---	8	---	1	SAFE BULKERS PARTICIPATIONS PLC (Non Convertible)	10.5708	3.7680	98.5000	98.9000	98.5955	98.5030	15/12/2025	88,000	87,694.27	98.5000	B	16/12/2025	96.7794	100.9000
100,000	1,000.00	1,000.00	4.40	26/07/2029	7	---	7	---	1	CPLP SHIPPING HOLDINGS PLC (Non Convertible)	17.4778	3.3270	101.8500	101.8600	101.8567	101.4430	15/12/2025	15,000	15,540.67	101.4000	B	16/12/2025	100.6724	105.2895
500,000	1,000.00	1,000.00	4.00	10/07/2030	7	---	5	---	1	METLEN ENERGY & METALS S.A. (Non Convertible)	17.8889	3.3390	101.2000	101.3500	101.3289	101.0840	15/12/2025	116,000	119,548.01	101.2000	B	16/12/2025	100.4600	103.9600
99,697	1,000.00	1,000.00	5.50	15/12/2028	5	---	5	---	1	IDEAL HOLDINGS S.A. (Non Convertible)	0.4583	3.7130	103.7500	103.7500	103.7500	103.5310	15/12/2025	13,000	13,493.46	103.5500	B	16/12/2025	102.5039	106.3000
200,000	1,000.00	1,000.00	4.25	23/01/2029	5	---	4	---	1	AUTOHELLAS S.A. (Non Convertible)	17.4722	3.5770	---	---	---	101.0760	15/12/2025	---	---	101.0600	B	16/12/2025	100.0000	103.2000
130,000	1,000.00	1,000.00	6.00	27/02/2029	5	---	4	---	1	INTRALOT S.A. (Non Convertible)	18.8333	4.7500	101.7600	102.1500	102.0515	101.8980	15/12/2025	167,000	173,571.17	101.8100	B	16/12/2025	100.7180	105.5000
140,000	1,000.00	1,000.00	4.70	15/12/2030	5	---	1	---	1	AKTOR A.E. (Μη μετατρέψιμο)	0.3917	4.4790	100.7210	101.4900	100.9088	---	---	4,022,000	4,055,408.08	100.9001	B	16/12/2025	100.7210	101.4900

## Corporate Bonds Notes

Transactions Volume = (Pieces) \* (Nominal Price). Transactions Value = (Pieces) \* (Nominal Price) \* (price %) + (Accrued interest).

The price of a Bond is stated as a percentage (%) of Bond's Nominal Price.

Nominal Price in Euros (€), except if it is noted differently.

## Non Convertible Corporate Bonds - Regulated Market

Num Listed Bonds	Nominal price	Issue price	Today's Rate	Exp. Date	Duration (years)	Note	Coupon		Trading Unit	Corporate Bonds	Accrued Int.	Yield.T.Mat	Price min	Price max	Closing price	Previous closing price/date	Volume	Transactions Value	Last order			ear min	Year max	
							Common	Preferred											Price	Buy / Sell	Date			
500,000	1,000.00	1,000.00	3.20	29/09/2032	7	---	1	---	1	GEK TERNA S.A. (Non Convertible)	7.1111	3.5460	97.8000	98.0000	97.9506	97.9080	15/12/2025	49,000	48,344.23	97.6500	B	16/12/2025	97.5500	100.4000
250,000	1,000.00	1,000.00	2.45	16/11/2028	7	---	9	---	1	ELVALHALCOR S.A. (Non Convertible)	2.1097	3.1800	96.6000	97.2000	97.1500	97.0320	15/12/2025	58,000	56,414.36	97.1000	B	16/12/2025	93.6975	99.0000

## Corporate Bonds Notes

Transactions Volume = (Pieces) \* (Nominal Price). Transactions Value = (Pieces) \* (Nominal Price) \* (price %) + (Accrued interest).

The price of a Bond is stated as a percentage (%) of Bond's Nominal Price.

Nominal Price in Euros (€), except if it is noted differently.

## Government Bonds

Number Listed Bonds	Nominal price	Today's Rate	Accrued Interest Calc	Exp. Date [1]	Duration (years)	Note	Coupons Date	Curr. coupon value	Trading Unit	Government Bonds	Price min	Price max	Closing price	Previous closing price/date	Volume	Transactions Value	Price	Last order Buy / Sell	Date
4,000,000	1,000.00	4.13	Actual/Actual	15/06/2054	30	---	15/06	4.13	1	GGB-FXD-150654-30Y-4.125-1.000	---	---	---	---	---	---	---	---	---
4,700,000	1,000.00	1.88	Actual/Actual	04/02/2035	15	---	04/02	1.88	1	GGB-FXD-040235-15Y-1.875-1.000	---	---	---	---	---	---	---	---	---
6,000,000	1,000.00	0.75	Actual/Actual	18/06/2031	10	---	18/06	0.75	1	GGB-FXD-180631-10Y-0.750-1.000	---	---	---	---	---	---	---	---	---
3,600,000	1,000.00	3.88	Actual/Actual	15/06/2028	5	---	15/06	3.88	1	GGB-FXD-150628-05Y-3.875-1.000	---	---	---	---	---	---	---	---	---
5,962,747,327	1.00	3.75	Actual/Actual	30/01/2028	10	---	/02 - 02/02 - 31/	3.75	1	GGB-FXD-300128-10Y-3.750-1.000	---	---	---	85.4610 13/07/2018	---	---	1.0000	B	28/11/2018
7,067,309,386	1.00	3.90	Actual/Actual	30/01/2033	15	---	/02 - 02/02 - 31/	3.90	1	GGB-FXD-300133-15Y-3.900-1.000	---	---	---	78.6730 13/07/2018	---	---	1.0000	B	28/11/2018
5,622,848,349	1.00	4.00	Actual/Actual	30/01/2037	19	---	/02 - 02/02 - 31/	4.00	1	GGB-FXD-300137-19Y-4.000-1.000	---	---	---	77.0370 13/07/2018	---	---	1.0000	B	28/11/2018
5,476,770,669	1.00	4.20	Actual/Actual	30/01/2042	24	---	/02 - 02/02 - 31/	4.20	1	GGB-FXD-300142-24Y-4.200-1.000	---	---	---	77.7640 13/07/2018	---	---	1.0000	B	28/11/2018
4,950,000	1,000.00	3.38	Actual/Actual	15/06/2034	10	---	15/06	3.38	1	GGB-FXD-150634-10Y-3.375-1.000	---	---	---	---	---	---	---	---	---
59,586,043	1.00	4.30	Actual/Actual	24/02/2026	14	---	24/02	4.30	1	GGB-FXD-240226-14Y-2.000-1.000	---	---	---	10.0000 22/06/2015	---	---	---	---	---
41,118,344	1.00	4.30	Actual/Actual	24/02/2027	15	---	24/02	4.30	1	GGB-FXD-240227-15Y-2.000-1.000	---	---	---	10.0000 22/06/2015	---	---	---	---	---
45,137,734	1.00	4.30	Actual/Actual	24/02/2028	16	---	24/02	4.30	1	GGB-FXD-240228-16Y-2.000-1.000	---	---	---	10.0000 22/06/2015	---	---	---	---	---
61,768,888	1.00	4.30	Actual/Actual	24/02/2029	17	---	24/02	4.30	1	GGB-FXD-240229-17Y-2.000-1.000	---	---	---	10.0000 22/06/2015	---	---	---	---	---
54,567,744	1.00	4.30	Actual/Actual	24/02/2030	18	---	24/02	4.30	1	GGB-FXD-240230-18Y-2.000-1.000	---	---	---	10.0000 22/06/2015	---	---	---	---	---
37,541,515	1.00	4.30	Actual/Actual	24/02/2031	19	---	24/02	4.30	1	GGB-FXD-240231-19Y-2.000-1.000	---	---	---	10.0000 22/06/2015	---	---	---	---	---
37,558,317	1.00	4.30	Actual/Actual	24/02/2032	20	---	24/02	4.30	1	GGB-FXD-240232-20Y-2.000-1.000	---	---	---	10.0000 22/06/2015	---	---	---	---	---
37,473,732	1.00	4.30	Actual/Actual	24/02/2033	21	---	24/02	4.30	1	GGB-FXD-240233-21Y-2.000-1.000	---	---	---	10.0000 22/06/2015	---	---	---	---	---
33,888,293	1.00	4.30	Actual/Actual	24/02/2034	22	---	24/02	4.30	1	GGB-FXD-240234-22Y-2.000-1.000	---	---	---	10.0000 22/06/2015	---	---	---	---	---
35,177,800	1.00	4.30	Actual/Actual	24/02/2035	23	---	24/02	4.30	1	GGB-FXD-240235-23Y-2.000-1.000	---	---	---	10.0000 22/06/2015	---	---	---	---	---
35,547,268	1.00	4.30	Actual/Actual	24/02/2036	24	---	24/02	4.30	1	GGB-FXD-240236-24Y-2.000-1.000	---	---	---	10.0000 22/06/2015	---	---	---	---	---
40,246,306	1.00	4.30	Actual/Actual	24/02/2037	25	---	24/02	4.30	1	GGB-FXD-240237-25Y-2.000-1.000	---	---	---	10.0000 22/06/2015	---	---	---	---	---
37,643,952	1.00	4.30	Actual/Actual	24/02/2038	26	---	24/02	4.30	1	GGB-FXD-240238-26Y-2.000-1.000	---	---	---	10.0000 22/06/2015	---	---	---	---	---
36,977,100	1.00	4.30	Actual/Actual	24/02/2039	27	---	24/02	4.30	1	GGB-FXD-240239-27Y-2.000-1.000	---	---	---	10.0000 22/06/2015	---	---	---	---	---
41,615,000	1.00	4.30	Actual/Actual	24/02/2040	28	---	24/02	4.30	1	GGB-FXD-240240-28Y-2.000-1.000	---	---	---	10.0000 22/06/2015	---	---	---	---	---
42,227,208	1.00	4.30	Actual/Actual	24/02/2041	29	---	24/02	4.30	1	GGB-FXD-240241-29Y-2.000-1.000	---	---	---	10.0000 22/06/2015	---	---	---	---	---
68,288,487	1.00	4.30	Actual/Actual	24/02/2042	30	---	24/02	4.30	1	GGB-FXD-240242-30Y-2.000-1.000	---	---	---	10.0000 22/06/2015	---	---	---	---	---
4,700,000	1,000.00	3.88	Actual/Actual	12/03/2029	10	---	12/03	3.88	1	GGB-FXD-120329-10Y-3.875-1.000	---	---	---	---	---	---	100.0000	B	15/10/2019
3,192,362	1,000.00	0.00	Actual/Actual	12/02/2026	5	---	12/02	0.00	1	GGB-FXD-120226-05Y-0.000-1.000	---	---	---	---	---	---	---	---	---
2,100,000	1,000.00	3.55	Actual/Actual	20/03/2026	7	---	20/03	3.55	1	GGB-FXD-200326-07Y-3.550-1.000	---	---	---	---	---	---	---	---	---
5,500,000	1,000.00	1.50	Actual/Actual	18/06/2030	10	---	18/06	1.50	1	GGB-FXD-180630-10Y-1.500-1.000	---	---	---	---	---	---	---	---	---
5,500,000	1,000.00	4.38	Actual/Actual	18/07/2038	15	---	18/07	4.38	1	GGB-FXD-180738-15Y-4.375-1.000	---	---	---	---	---	---	---	---	---
40,000	1,000.00	2.72	FLR Actual/360	18/09/2026	1	---	18/09 - 18/03	---	1	GGB-FLT-180926-01Y-2.717-1.000	---	---	---	---	---	---	---	---	---
5,364,250	1,000.00	3.25	Actual/Actual	20/03/2050	30	---	20/03	3.25	1	GGB-FXD-200350-30Y-3.250-1.000	---	---	---	---	---	---	---	---	---
4,500,000	1,000.00	3.63	Actual/Actual	15/06/2035	10	---	15/06	3.63	1	GGB-FXD-150635-10Y-3.625-1000.00	---	---	---	---	---	---	---	---	---
3,924,361	1,000.00	2.00	Actual/Actual	22/04/2027	7	---	22/04	2.00	1	GGB-FXD-220427-07Y-2.000-1.000	---	---	---	---	---	---	99.9000	B	22/04/2020

## Government Bonds Notes

Transactions Volume = (Pieces) \* (Nominal Price). Transactions Value = (Pieces) \* (Nominal Price) \* (price %) + (Accrued interest).

The Value of current coupon for the issues with NV 0.01 euro refers to NV 100 euros

FLR: Floating Interest Rate.

[1] - The Expiration Date of the interest bearing period and the Date for coupon payment.

## Government Bonds

Number Listed Bonds	Nominal price	Today's Rate	Accrued Interest Calc	Exp. Date [1]	Duration (years)	Note	Coupons Date	Curr. coupon value	Trading Unit	Government Bonds	Price min	Price max	Closing price	Previous closing price/date	Volume	Transactions Value	Price	Last order Buy / Sell	Date
2,298,012	1,000.00	1.88	Actual/Actual	23/07/2026	7	---	23/07	1.88	1	GGB-FXD-230726-07Y-1.875-1.000	---	---	---	---	---	---	---	---	---
4,900,000	1,000.00	4.25	Actual/Actual	15/06/2033	10	---	15/06	4.25	1	GGB-FXD-150633-10Y-4.250-1.000	---	---	---	---	---	---	---	---	---
3,500,000	1,000.00	1.88	Actual/Actual	24/01/2052	30	---	24/01	1.88	1	GGB-FXD-240152-30Y-1.875-1.000	---	---	---	---	---	---	---	---	---
3,700,000	1,000.00	1.75	Actual/Actual	18/06/2032	10	---	18/06	1.75	1	GGB-FXD-180632-10Y-1.750-1.000	---	---	---	---	---	---	---	---	---
2,200,000	1,000.00	1.13	FLR Actual/360	15/12/2027	5	---	- 15/03 - 15/09 -	---	1	GGB-FLT-151227-05Y-1.130-1.000	---	---	---	---	---	---	102.1600	B	30/12/2022

## Government Bonds Notes

Transactions Volume = (Pieces) \* (Nominal Price). Transactions Value = (Pieces) \* (Nominal Price) \* (price %) + (Accrued interest).

The Value of current coupon for the issues with NV 0.01 euro refers to NV 100 euros

FLR: Floating Interest Rate.

[1] - The Expiration Date of the interest bearing period and the Date for coupon payment.

Treasury Bills & Zero Coupon Government Bonds

Issue Date	13-Week Maturity									26-Week Maturity									52-Week Maturity								
	Exp. Date	Initial Rate	Num Listed Bonds	Nominal price	Issue price	Last Trade Price	Last Trade Date	Volume Traded	Note	Exp. Date	Initial Rate	Num Listed Bonds	Nominal price	Issue price	Last Trade Price	Last Trade Date	Volume Traded	Note	Exp. Date	Initial Rate	Num Listed Bonds	Nominal price	Issue price	Last Trade Price	Last Trade Date	Volume Traded	Note
07/03/2025	---	---	---	---	---	---	---	---	---	---	---	---	---	---	---	---	---	---	06/03/2026	2.15	600,000	1,000.00	978.76	---	---	---	---
06/06/2025	---	---	---	---	---	---	---	---	---	---	---	---	---	---	---	---	---	---	06/06/2026	1.84	600,000	1,000.00	981.74	---	---	---	---
05/09/2025	---	---	---	---	---	---	---	---	---	---	---	---	---	---	---	---	---	---	04/09/2026	1.97	600,000	1,000.00	0.00	---	---	---	---
05/12/2025	---	---	---	---	---	---	---	---	---	---	---	---	---	---	---	---	---	---	04/12/2026	2.03	600,000	1,000.00	997.90	---	---	---	---

Bonds in Circulation	Currency / Min nominal traded Value	Coupons Payment Date	Current Coupon Value	Note	Coupon	Trading Unit	Issue Date	Duration (years)	Today's Interest	A.I.C in days	Bonds	Last price of previous days		Last Outcry in Cash (euro)			Trades in Pieces	Life min	Life Max
												Price	Buy / Sell	Price	Buy / Sell	Date			
<b>Corporate Bonds in Foreign Currency and Euro</b>																			
103,746	GBP / 10	01/12	0.25	---	67	1	01/12/1930	98	2.5	360	National Mortgage Bank	2.27	05/02/1996	2.27	S	05/02/1996	---	2.27	2.27
0	GBP / 10	01/12	0.25	---	69	1	01/12/1928	100	2.5	360	National Mortgage Bank	---	---	---	---	---	---	---	---

## Government Bonds Notes

A.I.C: Accrued Interest Calculation base.

FLR: Floating Interest Rate.

The minimum tradeable Nominal Value for all Demeterialised Government Titles is 100 Euros.

(μτφρ-0)

Underlying Asset				Derivatives Market													
Price max	Price min	Closing price	change	Delivery Month	Open price	Price max	Price min	Last price	Closing price	Last Bid	Last Ask	Fixing price*	Life high	Life low	Trades	Volume	Open Interest
<b>FTSE/Athex Large Cap</b>				(Trade Unit: 1 Index Point x 2E, Cash Settlement)													
5,321.85	5,265.33	5,266.90	-1.03%	December 2025	5,307.25	5,307.25	5,264.00	5,269.75	5,269.75	---	---	---	5,412.00	---	164	3,278	4,067
				January 2026	5,312.25	5,312.25	5,265.25	5,265.25	5,265.25	---	---	---	5,431.75	---	99	2,855	3,356
				February 2026	---	---	---	---	5,333.75	---	---	---	5,318.50	---	---	---	40
				March 2026	---	---	---	---	5,350.00	---	---	---	---	---	---	---	---
				June 2026	---	---	---	---	5,376.75	---	---	---	---	---	---	---	---
				September 2026	---	---	---	---	5,403.75	---	---	---	---	---	---	---	---
<b>FTSE/Athex Banks</b>				(Trade Unit: 1 Index Point x 15E, Cash Settlement)													
2,342.15	2,303.55	2,303.55	-1.65%	December 2025	2,335.50	2,335.50	2,335.50	2,335.50	2,335.50	---	---	---	2,461.50	---	6	481	530
				March 2026	2,358.50	2,359.00	2,358.50	2,358.50	2,358.50	---	---	---	2,367.25	---	5	431	1,882
				June 2026	---	---	---	---	2,366.25	---	---	---	---	---	---	---	---
				September 2026	---	---	---	---	2,378.25	---	---	---	---	---	---	---	---
<b>MSCI GREECE REBASED</b>				(Trade Unit: 1 Index Point x 2E, Cash Settlement)													
8,676.13	8,550.00	8,550.00	-1.45%	December 2025	---	---	---	---	8,678.00	---	---	---	---	---	---	---	---
				January 2026	---	---	---	---	8,691.50	---	---	---	---	---	---	---	---
				February 2026	---	---	---	---	8,708.50	---	---	---	---	---	---	---	---
				March 2026	---	---	---	---	8,722.00	---	---	---	---	---	---	---	---
				April 2026	---	---	---	---	8,735.50	---	---	---	---	---	---	---	---
				May 2026	---	---	---	---	8,749.00	---	---	---	---	---	---	---	---
				June 2026	---	---	---	---	8,765.75	---	---	---	---	---	---	---	---
				September 2026	---	---	---	---	8,809.75	---	---	---	---	---	---	---	---

Derivatives notes - <https://www.athexgroup.gr/en/market-data/statistics/eod-closing-prices/>

Fixing prices and final open positions can be retrieved from the following path <http://www.athexgroup.gr/en/market-data/statistics/eod-closing-prices>

Underlying Asset				Derivatives Market													
Price max	Price min	Closing price	change	Delivery Month	Open price	Price max	Price min	Last price	Closing price	Last Bid	Last Ask	Fixing price*	Life high	Life low	Trades	Volume	Open Interest
<b>ADMIE (IPTO) HOLDING S.A. (CR)</b>				(Contract Size: 100 Securities, Physical Delivery)													
2.92	2.84	2.91	0.52%	December 2025	2.88	2.93	2.88	2.90	2.90	---	---	---	3.37	---	57	5,044	8,301
				March 2026	2.94	2.96	2.92	2.93	2.93	---	---	---	2.96	---	55	5,035	6,721
				June 2026	---	---	---	---	2.92	---	---	---	---	---	---	---	---
				September 2026	---	---	---	---	2.94	---	---	---	---	---	---	---	---
<b>AEGEAN AIRLINES (CR)</b>				(Contract Size: 100 Securities, Physical Delivery)													
14.16	13.94	14.14	0.28%	December 2025	14.10	14.14	13.99	14.14	14.14	---	---	---	14.60	---	73	2,005	3,481
				March 2026	14.23	14.26	14.12	14.23	14.23	---	---	---	14.42	---	55	1,953	1,070
				June 2026	---	---	---	---	14.25	---	---	---	---	---	---	---	---
				September 2026	---	---	---	---	14.32	---	---	---	---	---	---	---	---
<b>AKTOR S.A. HOLDING CO. (CR)</b>				(Contract Size: 100 Securities, Physical Delivery)													
9.38	9.27	9.35	-0.21%	December 2025	9.34	9.34	9.28	9.32	9.32	---	---	---	9.65	---	105	21,726	44,528
				March 2026	9.45	9.46	9.37	9.44	9.44	---	---	---	9.74	---	95	21,865	33,675
				June 2026	---	---	---	---	9.47	---	---	---	---	---	---	---	---
				September 2026	---	---	---	---	9.51	---	---	---	---	---	---	---	---
<b>ALPHA BANK (CR)</b>				(Contract Size: 100 Securities, Physical Delivery)													
3.435	3.392	3.415	-0.73%	December 2025	3.42	3.43	3.39	3.41	3.41	---	---	---	3.83	---	224	18,867	53,201
				March 2026	3.46	3.46	3.42	3.44	3.44	---	---	---	3.56	---	224	19,901	21,331
				June 2026	---	---	---	---	3.48	---	---	---	---	---	---	---	---
				September 2026	---	---	---	---	3.49	---	---	---	---	---	---	---	---
<b>ATHENS INTL AIRPORT (CR)</b>				(Contract Size: 100 Securities, Physical Delivery)													
10.4	10.23	10.24	-1.44%	December 2025	10.41	10.41	10.41	10.41	10.41	---	---	---	10.54	---	1	10	204
				March 2026	10.39	10.51	10.39	10.51	10.51	---	---	---	10.52	---	3	12	69
				June 2026	---	---	---	---	10.50	---	---	---	---	---	---	---	---
				September 2026	---	---	---	---	10.55	---	---	---	---	---	---	---	---
<b>AUTOHELLAS SA (CR)</b>				(Contract Size: 100 Securities, Physical Delivery)													
12.12	11.74	11.76	-2.97%	December 2025	11.93	11.93	11.93	11.93	11.93	---	---	---	12.04	---	1	5	354
				March 2026	11.89	11.89	11.89	11.89	11.89	---	---	---	12.15	---	1	1	201
				June 2026	---	---	---	---	12.25	---	---	---	---	---	---	---	---
				September 2026	---	---	---	---	12.31	---	---	---	---	---	---	---	---
<b>AVAX S.A. (CR)</b>				(Contract Size: 100 Securities, Physical Delivery)													
2.71	2.66	2.68	-1.29%	December 2025	2.72	2.72	2.64	2.67	2.67	---	---	---	2.72	---	34	129	1,038
				March 2026	2.73	2.75	2.69	2.70	2.70	---	---	---	2.75	---	92	163	1,112
				June 2026	---	---	---	---	2.74	---	---	---	---	---	---	---	---
				September 2026	---	---	---	---	2.76	---	---	---	---	---	---	---	---

Derivatives notes - <https://www.athexgroup.gr/en/market-data/statistics/eod-closing-prices/>

Fixing prices and final open positions can be retrieved from the following path <http://www.athexgroup.gr/en/market-data/statistics/eod-closing-prices>

Underlying Asset				Derivatives Market													
Price max	Price min	Closing price	change	Delivery Month	Open price	Price max	Price min	Last price	Closing price	Last Bid	Last Ask	Fixing price*	Life high	Life low	Trades	Volume	Open Interest
<b>BANK OF CYPRUS (CR)</b>				(Contract Size: 100 Securities, Physical Delivery)													
8.02	7.9	7.94	0.00%	December 2025	7.93	7.96	7.93	7.96	7.96	---	---	---	8.28	---	14	1,061	2,129
				March 2026	8.01	8.04	8.01	8.01	8.01	---	---	---	8.15	---	10	1,046	1,075
				June 2026	---	---	---	---	8.02	---	---	---	---	---	---	---	---
				September 2026	---	---	---	---	8.06	---	---	---	---	---	---	---	---
<b>CC HBC AG (CR)</b>				(Contract Size: 100 Securities, Physical Delivery)													
42.84	42.34	42.48	-0.28%	December 2025	42.18	42.74	42.18	42.74	42.74	---	---	---	43.54	---	9	126	203
				March 2026	42.23	42.70	42.23	42.50	42.50	---	---	---	42.70	---	10	127	63
				June 2026	---	---	---	---	43.04	---	---	---	---	---	---	---	---
				September 2026	---	---	---	---	43.26	---	---	---	---	---	---	---	---
<b>CENERGY HOLDINGS (CB)</b>				(Contract Size: 100 Securities, Physical Delivery)													
15.88	15.58	15.82	0.76%	December 2025	15.86	15.86	15.71	15.72	15.72	---	---	---	16.02	---	18	354	2,058
				March 2026	16.00	16.00	15.74	15.87	15.87	---	---	---	16.14	---	13	343	3,345
				June 2026	---	---	---	---	15.86	---	---	---	---	---	---	---	---
				September 2026	---	---	---	---	15.94	---	---	---	---	---	---	---	---
<b>CrediaBank (CR)</b>				(Contract Size: 100 Securities, Physical Delivery)													
1.65	1.586	1.64	1.36%	December 2025	1.62	1.64	1.58	1.64	1.64	---	---	---	1.69	---	45	2,932	7,488
				March 2026	1.65	1.68	1.60	1.66	1.66	---	---	---	1.69	---	51	3,102	7,941
				June 2026	---	---	---	---	1.63	---	---	---	---	---	---	---	---
				September 2026	---	---	---	---	1.64	---	---	---	---	---	---	---	---
<b>ELLAKTOR (CR)</b>				(Contract Size: 100 Securities, Physical Delivery)													
1.912	1.88	1.898	0.74%	December 2025	1.86	1.91	1.86	1.89	1.89	---	---	---	1.91	---	24	164	1,647
				March 2026	1.36	1.39	1.35	1.37	1.37	---	---	---	1.77	---	59	248	792
				June 2026	---	---	---	---	1.90	---	---	---	---	---	---	---	---
				September 2026	---	---	---	---	1.91	---	---	---	---	---	---	---	---
<b>ELVALHALCOR (CR)</b>				(Contract Size: 100 Securities, Physical Delivery)													
3.93	3.725	3.9	2.63%	December 2025	3.75	3.91	3.75	3.89	3.89	---	---	---	3.91	---	37	524	2,501
				March 2026	3.80	3.97	3.80	3.94	3.94	---	---	---	3.97	---	56	639	2,264
				June 2026	---	---	---	---	3.84	---	---	---	---	---	---	---	---
				September 2026	---	---	---	---	3.86	---	---	---	---	---	---	---	---
<b>EUROBANK (CR)</b>				(Contract Size: 100 Securities, Physical Delivery)													
3.6	3.48	3.48	-4.40%	December 2025	3.56	3.56	3.48	3.48	3.48	---	---	---	3.61	---	97	12,979	17,316
				March 2026	3.59	3.59	3.50	3.50	3.50	---	---	---	3.61	---	115	11,016	2,909
				June 2026	---	---	---	---	3.68	---	---	---	---	---	---	---	---
				September 2026	---	---	---	---	3.70	---	---	---	---	---	---	---	---

Derivatives notes - <https://www.athexgroup.gr/en/market-data/statistics/eod-closing-prices/>

Fixing prices and final open positions can be retrieved from the following path <http://www.athexgroup.gr/en/market-data/statistics/eod-closing-prices>

Underlying Asset				Derivatives Market													
Price max	Price min	Closing price	change	Delivery Month	Open price	Price max	Price min	Last price	Closing price	Last Bid	Last Ask	Fixing price*	Life high	Life low	Trades	Volume	Open Interest
<b>EYDAP S.A. (CR)</b>				(Contract Size: 100 Securities, Physical Delivery)													
7.9	7.64	7.75	-0.26%	December 2025	7.75	7.86	7.72	7.73	7.73	---	---	---	7.89	---	18	291	4,561
				March 2026	7.93	7.93	7.71	7.71	7.71	---	---	---	7.96	---	7	224	10,275
				June 2026	---	---	---	---	7.85	---	---	---	---	---	---	---	---
				September 2026	---	---	---	---	7.89	---	---	---	---	---	---	---	---
<b>FOURLIS (CR)</b>				(Contract Size: 100 Securities, Physical Delivery)													
4.29	4.235	4.255	-0.70%	December 2025	4.28	4.28	4.25	4.28	4.28	---	---	---	4.68	---	25	738	3,762
				March 2026	4.32	4.33	4.30	4.31	4.31	---	---	---	4.33	---	25	737	1,179
				June 2026	---	---	---	---	4.33	---	---	---	---	---	---	---	---
				September 2026	---	---	---	---	4.35	---	---	---	---	---	---	---	---
<b>GEK TERNA (CR)</b>				(Contract Size: 100 Securities, Physical Delivery)													
25.28	24.76	25.08	-0.48%	December 2025	25.26	25.26	24.98	25.15	25.15	---	---	---	25.61	---	39	4,138	5,218
				March 2026	25.48	25.48	25.02	25.40	25.40	---	---	---	25.53	---	45	4,125	3,797
				June 2026	---	---	---	---	25.46	---	---	---	---	---	---	---	---
				September 2026	---	---	---	---	25.59	---	---	---	---	---	---	---	---
<b>HELLENIC EXCHANGES-A.S.E. (CR)</b>				(Contract Size: 100 Securities, Physical Delivery)													
6.2	6.1	6.11	-0.65%	December 2025	6.15	6.15	6.11	6.11	6.11	---	---	---	7.02	---	20	1,105	3,613
				March 2026	6.21	6.21	6.12	6.12	6.12	---	---	---	6.35	---	24	1,139	1,544
				June 2026	---	---	---	---	6.21	---	---	---	---	---	---	---	---
				September 2026	---	---	---	---	6.24	---	---	---	---	---	---	---	---
<b>HELLENiQ ENERGY (CR)</b>				(Contract Size: 100 Securities, Physical Delivery)													
8.43	8.24	8.32	-1.19%	December 2025	8.41	8.41	8.26	8.26	8.26	---	---	---	8.70	---	20	849	3,385
				March 2026	8.29	8.32	8.13	8.16	8.16	---	---	---	8.56	---	30	877	1,559
				June 2026	---	---	---	---	8.51	---	---	---	---	---	---	---	---
				September 2026	---	---	---	---	8.55	---	---	---	---	---	---	---	---
<b>INTRACOM HOLDINGS (CR)</b>				(Contract Size: 100 Securities, Physical Delivery)													
3.535	3.45	3.45	-1.00%	December 2025	3.49	3.52	3.46	3.46	3.46	---	---	---	3.74	---	83	2,753	7,287
				March 2026	3.52	3.56	3.48	3.48	3.48	---	---	---	3.60	---	64	2,301	4,167
				June 2026	---	---	---	---	3.52	---	---	---	---	---	---	---	---
				September 2026	---	---	---	---	3.54	---	---	---	---	---	---	---	---
<b>INTRALOT (CR)</b>				(Contract Size: 100 Securities, Physical Delivery)													
1.026	0.999	1.02	-0.78%	December 2025	1.02	1.02	1.00	1.01	1.01	---	---	---	1.32	---	220	89,909	234,973
				March 2026	1.04	1.04	1.02	1.03	1.03	---	---	---	1.27	---	195	91,002	853,593
				June 2026	---	---	---	---	1.04	---	---	---	---	---	---	---	---
				September 2026	---	---	---	---	1.04	---	---	---	---	---	---	---	---

Derivatives notes - <https://www.athexgroup.gr/en/market-data/statistics/eod-closing-prices/>

Fixing prices and final open positions can be retrieved from the following path <http://www.athexgroup.gr/en/market-data/statistics/eod-closing-prices>

Underlying Asset				Derivatives Market													
Price max	Price min	Closing price	change	Delivery Month	Open price	Price max	Price min	Last price	Closing price	Last Bid	Last Ask	Fixing price*	Life high	Life low	Trades	Volume	Open Interest
<b>JUMBO SA (CR)</b>				(Contract Size: 100 Securities, Physical Delivery)													
27.44	27.2	27.24	-0.80%	December 2025	27.43	27.43	27.12	27.24	27.24	---	---	---	32.20	---	43	765	1,349
				March 2026	27.54	27.63	27.40	27.40	27.40	---	---	---	27.90	---	51	510	1,090
				June 2026	---	---	---	---	27.74	---	---	---	---	---	---	---	---
				September 2026	---	---	---	---	27.88	---	---	---	---	---	---	---	---
<b>LAMDA DEVELOPMENT SA (CR)</b>				(Contract Size: 100 Securities, Physical Delivery)													
7.15	7.02	7.02	-0.99%	December 2025	7.12	7.16	7.03	7.04	7.04	---	---	---	7.97	---	41	2,267	8,754
				March 2026	7.23	7.23	7.10	7.11	7.11	---	---	---	7.34	---	57	2,298	4,686
				June 2026	---	---	---	---	7.16	---	---	---	---	---	---	---	---
				September 2026	---	---	---	---	7.20	---	---	---	---	---	---	---	---
<b>METLEN PLC (CR)</b>				(Contract Size: 100 Securities, Physical Delivery)													
41.9	41.18	41.28	-1.67%	December 2025	41.97	41.97	41.20	41.20	41.20	---	---	---	57.20	---	190	2,909	7,885
				March 2026	42.07	42.33	41.50	41.60	41.60	---	---	---	48.02	---	266	3,191	5,529
				June 2026	---	---	---	---	42.41	---	---	---	---	---	---	---	---
				September 2026	---	---	---	---	42.63	---	---	---	---	---	---	---	---
<b>MIG (CR)</b>				(Contract Size: 100 Securities, Physical Delivery)													
3.8	3.76	3.8	0.53%	December 2025	3.81	3.81	3.81	3.81	3.81	---	---	---	4.40	---	2	40	84
				March 2026	3.85	3.85	3.85	3.85	3.85	---	---	---	3.87	---	2	40	21
				June 2026	---	---	---	---	3.82	---	---	---	---	---	---	---	---
				September 2026	---	---	---	---	3.84	---	---	---	---	---	---	---	---
<b>MOTOR OIL (CR)</b>				(Contract Size: 100 Securities, Physical Delivery)													
30.72	29.4	30.18	-1.05%	December 2025	30.44	30.44	29.66	29.92	29.92	---	---	---	31.28	---	26	884	1,009
				March 2026	30.35	30.35	29.39	29.58	29.58	---	---	---	31.15	---	32	806	171
				June 2026	---	---	---	---	30.82	---	---	---	---	---	---	---	---
				September 2026	---	---	---	---	30.97	---	---	---	---	---	---	---	---
<b>NATIONAL BANK (CR)</b>				(Contract Size: 100 Securities, Physical Delivery)													
13.35	13.125	13.13	-1.20%	December 2025	13.26	13.35	13.13	13.13	13.13	---	---	---	13.92	---	105	4,902	11,675
				March 2026	13.37	13.46	13.20	13.24	13.24	---	---	---	13.80	---	128	4,978	3,372
				June 2026	---	---	---	---	13.43	---	---	---	---	---	---	---	---
				September 2026	---	---	---	---	13.49	---	---	---	---	---	---	---	---
<b>OPAP (CR)</b>				(Contract Size: 100 Securities, Physical Delivery)													
18.59	18.25	18.39	-1.08%	December 2025	18.52	18.57	18.35	18.37	18.37	---	---	---	20.52	---	62	776	3,359
				March 2026	18.65	18.76	18.40	18.48	18.48	---	---	---	18.76	---	23	562	1,168
				June 2026	---	---	---	---	18.78	---	---	---	---	---	---	---	---
				September 2026	---	---	---	---	18.88	---	---	---	---	---	---	---	---

Derivatives notes - <https://www.athexgroup.gr/en/market-data/statistics/eod-closing-prices/>

Fixing prices and final open positions can be retrieved from the following path <http://www.athexgroup.gr/en/market-data/statistics/eod-closing-prices>

Underlying Asset				Derivatives Market													
Price max	Price min	Closing price	change	Delivery Month	Open price	Price max	Price min	Last price	Closing price	Last Bid	Last Ask	Fixing price*	Life high	Life low	Trades	Volume	Open Interest
<b>OPTIMA BANK (CR)</b>				(Contract Size: 100 Securities, Physical Delivery)													
7.92	7.76	7.78	-1.39%	December 2025	7.89	7.89	7.71	7.71	7.71	---	---	---	8.82	---	8	50	392
				March 2026	7.94	7.94	7.83	7.83	7.83	---	---	---	8.04	---	7	39	153
				June 2026	---	---	---	---	7.97	---	---	---	---	---	---	---	---
				September 2026	---	---	---	---	8.01	---	---	---	---	---	---	---	---
<b>OTE (CR)</b>				(Contract Size: 100 Securities, Physical Delivery)													
17.09	16.82	16.95	-0.65%	December 2025	17.03	17.03	16.88	16.91	16.91	---	---	---	17.50	---	33	725	1,790
				March 2026	17.05	17.07	16.90	16.96	16.96	---	---	---	17.50	---	29	708	78
				June 2026	---	---	---	---	17.24	---	---	---	---	---	---	---	---
				September 2026	---	---	---	---	17.32	---	---	---	---	---	---	---	---
<b>P.P.A. S.A. (CR)</b>				(Contract Size: 100 Securities, Physical Delivery)													
41	40	40	-1.72%	December 2025	41.02	41.02	41.02	41.02	41.02	---	---	---	44.57	---	2	22	41
				March 2026	41.30	41.30	41.30	41.30	41.30	---	---	---	41.77	---	2	22	27
				June 2026	---	---	---	---	41.12	---	---	---	---	---	---	---	---
				September 2026	---	---	---	---	41.33	---	---	---	---	---	---	---	---
<b>PIRAEUS FINANCIAL HOLD (CR)</b>				(Contract Size: 100 Securities, Physical Delivery)													
7.108	7.014	7.022	-0.60%	December 2025	7.06	7.13	6.80	6.80	6.80	---	---	---	7.68	---	185	22,620	35,936
				March 2026	7.16	7.19	7.07	7.09	7.09	---	---	---	7.38	---	147	22,131	18,832
				June 2026	---	---	---	---	7.14	---	---	---	---	---	---	---	---
				September 2026	---	---	---	---	7.17	---	---	---	---	---	---	---	---
<b>PPC (CR)</b>				(Contract Size: 100 Securities, Physical Delivery)													
18.3	17.8	18.01	0.61%	December 2025	17.91	18.22	17.87	18.09	18.09	---	---	---	18.22	---	132	4,781	8,981
				March 2026	18.06	18.45	18.02	18.17	18.17	---	---	---	18.45	---	150	4,970	10,615
				June 2026	---	---	---	---	18.08	---	---	---	---	---	---	---	---
				September 2026	---	---	---	---	18.18	---	---	---	---	---	---	---	---
<b>QUEST HOLDINGS (CR)</b>				(Contract Size: 100 Securities, Physical Delivery)													
7.17	6.92	7.08	-0.84%	December 2025	7.10	7.10	7.10	7.10	7.10	---	---	---	7.59	---	1	5	245
				March 2026	7.07	7.07	7.04	7.04	7.04	---	---	---	7.24	---	3	6	49
				June 2026	---	---	---	---	7.21	---	---	---	---	---	---	---	---
				September 2026	---	---	---	---	7.25	---	---	---	---	---	---	---	---
<b>TITAN (CB)</b>				(Contract Size: 100 Securities, Physical Delivery)													
47.45	46.15	47.45	1.50%	December 2025	46.37	46.37	46.20	46.20	46.20	---	---	---	46.37	---	13	278	537
				March 2026	46.72	47.00	46.40	47.00	47.00	---	---	---	47.00	---	14	286	260
				June 2026	---	---	---	---	47.23	---	---	---	---	---	---	---	---
				September 2026	---	---	---	---	47.47	---	---	---	---	---	---	---	---

Derivatives notes - <https://www.athexgroup.gr/en/market-data/statistics/eod-closing-prices/>

Fixing prices and final open positions can be retrieved from the following path <http://www.athexgroup.gr/en/market-data/statistics/eod-closing-prices>

Underlying Asset				Derivatives Market													
Price max	Price min	Closing price	change	Delivery Month	Open price	Price max	Price min	Last price	Closing price	Last Bid	Last Ask	Fixing price*	Life high	Life low	Trades	Volume	Open Interest
<b>VIOHALCO SA/NV (CB)</b>				(Contract Size: 100 Securities, Physical Delivery)													
12.1	11.7	12	2.04%	December 2025	11.90	11.99	11.81	11.96	11.96	---	---	---	11.99	---	72	460	1,310
				March 2026	11.79	12.08	11.79	12.02	12.02	---	---	---	12.08	---	41	386	1,053
				June 2026	---	---	---	---	11.88	---	---	---	---	---	---	---	---
				September 2026	---	---	---	---	11.94	---	---	---	---	---	---	---	---

Derivatives notes - <https://www.athexgroup.gr/en/market-data/statistics/eod-closing-prices/>

Fixing prices and final open positions can be retrieved from the following path <http://www.athexgroup.gr/en/market-data/statistics/eod-closing-prices>

FTSE/Athex Large Cap

(Trade Unit: 1 Index Point x 2€ - Exercise Style: European, Cash Settlement)

Exercise Price	Call Options														Put Options														Exercise Price			
	December 2025						January 2026						Other Months		December 2025						January 2026						Other Months					
	Open price	Price max	Price min	Last price	Closing price	Volume	Open Interest	Open price	Price max	Price min	Last price	Closing price	Volume	Open Interest	Volume	Open Interest	Open price	Price max	Price min	Last price	Closing price	Volume	Open Interest	Open price	Price max	Price min	Last price	Closing price		Volume	Open Interest	Volume
3,250	0.00	0.00	0.00	-	2,057.00	-	-	-	-	-	-	-	-	-	-	0.00	0.00	0.00	-	0.01	-	-	-	-	-	-	-	-	-	-	-	3,250
3,300	0.00	0.00	0.00	-	2,007.00	-	-	-	-	-	-	-	-	-	-	0.00	0.00	0.00	-	0.01	-	-	-	-	-	-	-	-	-	-	-	3,300
3,350	0.00	0.00	0.00	-	1,957.00	-	-	-	-	-	-	-	-	-	-	0.00	0.00	0.00	-	0.01	-	-	-	-	-	-	-	-	-	-	-	3,350
3,400	0.00	0.00	0.00	-	1,907.00	-	-	-	-	-	-	-	-	-	-	0.00	0.00	0.00	-	0.01	-	-	-	-	-	-	-	-	-	-	-	3,400
3,450	0.00	0.00	0.00	-	1,857.00	-	-	-	-	-	-	-	-	-	-	0.00	0.00	0.00	-	0.01	-	-	-	-	-	-	-	-	-	-	-	3,450
3,500	0.00	0.00	0.00	-	1,807.00	-	-	-	-	-	-	-	-	-	-	0.00	0.00	0.00	-	0.01	-	-	-	-	-	-	-	-	-	-	-	3,500
3,550	0.00	0.00	0.00	-	1,757.00	-	-	-	-	-	-	-	-	-	-	0.00	0.00	0.00	-	0.01	-	-	-	-	-	-	-	-	-	-	-	3,550
3,600	0.00	0.00	0.00	-	1,707.00	-	-	-	-	-	-	-	-	-	-	0.00	0.00	0.00	-	0.01	-	-	-	-	-	-	-	-	-	-	-	3,600
3,650	0.00	0.00	0.00	-	1,657.00	-	-	-	-	-	-	-	-	-	-	0.00	0.00	0.00	-	0.01	-	-	-	-	-	-	-	-	-	-	-	3,650
3,700	0.00	0.00	0.00	-	1,607.00	-	-	-	-	-	-	-	-	-	-	0.00	0.00	0.00	-	0.01	-	-	-	-	-	-	-	-	-	-	-	3,700
3,750	0.00	0.00	0.00	-	1,557.00	-	-	-	-	-	-	-	-	-	-	0.00	0.00	0.00	-	0.01	-	-	-	-	-	-	-	-	-	-	-	3,750
3,800	0.00	0.00	0.00	-	1,507.00	-	-	-	-	-	-	-	-	-	-	0.00	0.00	0.00	-	0.01	-	-	-	-	-	-	-	-	-	-	-	3,800
3,850	0.00	0.00	0.00	-	1,457.00	-	-	-	-	-	-	-	-	-	-	0.00	0.00	0.00	-	0.01	-	-	-	-	-	-	-	-	-	-	-	3,850
3,900	0.00	0.00	0.00	-	1,407.00	-	-	-	-	-	-	-	-	-	-	0.00	0.00	0.00	-	0.01	-	-	-	-	-	-	-	-	-	-	-	3,900
3,950	0.00	0.00	0.00	-	1,357.00	-	-	-	-	-	-	-	-	-	-	0.00	0.00	0.00	-	0.01	-	-	-	-	-	-	-	-	-	-	-	3,950
4,000	0.00	0.00	0.00	-	1,307.00	-	-	-	-	-	-	-	-	-	-	0.00	0.00	0.00	-	0.03	-	-	-	-	-	-	-	-	-	-	-	4,000
4,100	0.00	0.00	0.00	-	1,207.00	-	-	-	-	-	-	-	-	-	-	0.00	0.00	0.00	-	0.01	-	-	-	-	-	-	-	-	-	-	-	4,100
4,200	0.00	0.00	0.00	-	1,107.00	-	-	-	-	-	-	-	-	-	-	0.00	0.00	0.00	-	0.01	-	-	-	-	-	-	-	-	-	-	-	4,200
4,300	0.00	0.00	0.00	-	1,007.00	-	-	-	-	-	-	-	-	-	-	0.00	0.00	0.00	-	0.01	-	-	-	-	-	-	-	-	-	-	-	4,300
4,400	0.00	0.00	0.00	-	907.00	-	-	-	-	-	-	-	-	-	-	0.00	0.00	0.00	-	0.01	-	-	-	-	-	-	-	-	-	-	-	4,400
4,450	0.00	0.00	0.00	-	857.00	-	-	-	-	-	-	-	-	-	-	0.00	0.00	0.00	-	0.01	-	-	-	-	-	-	-	-	-	-	-	4,450
4,500	0.00	0.00	0.00	-	807.00	-	-	0.00	0.00	0.00	-	834.00	-	-	0.00	0.00	0.00	0.00	-	0.02	-	-	0.00	0.00	0.00	-	0.04	-	-	-	4,500	
4,550	0.00	0.00	0.00	-	757.00	-	-	0.00	0.00	0.00	-	784.00	-	-	0.00	0.00	0.00	0.00	-	0.01	-	-	0.00	0.00	0.00	-	0.09	-	-	-	4,550	
4,600	0.00	0.00	0.00	-	707.00	-	-	0.00	0.00	0.00	-	734.00	-	-	0.00	0.00	0.00	0.00	-	0.01	-	-	0.00	0.00	0.00	-	0.18	-	-	-	4,600	
4,650	0.00	0.00	0.00	-	657.00	-	-	0.00	0.00	0.00	-	684.00	-	-	0.00	0.00	0.00	0.00	-	0.01	-	-	0.00	0.00	0.00	-	0.35	-	-	-	4,650	
4,700	0.00	0.00	0.00	-	607.00	-	-	0.00	0.00	0.00	-	635.00	-	-	0.00	0.00	0.00	0.00	-	0.02	-	-	0.00	0.00	0.00	-	0.67	-	-	-	4,700	
4,750	0.00	0.00	0.00	-	557.00	-	-	0.00	0.00	0.00	-	585.00	-	-	0.00	0.00	0.00	0.00	-	0.01	-	-	0.00	0.00	0.00	-	1.20	-	-	-	4,750	
4,800	0.00	0.00	0.00	-	507.00	-	-	0.00	0.00	0.00	-	536.00	-	-	0.00	0.00	0.00	0.00	-	0.02	-	-	0.00	0.00	0.00	-	2.10	-	-	-	4,800	
4,850	0.00	0.00	0.00	-	457.00	-	-	0.00	0.00	0.00	-	488.00	-	-	0.00	0.00	0.00	0.00	-	0.01	-	185	0.00	0.00	0.00	-	3.60	-	-	-	4,850	
4,900	0.00	0.00	0.00	-	407.00	-	-	0.00	0.00	0.00	-	440.00	-	-	0.00	0.00	0.00	0.00	-	0.01	-	5	0.00	0.00	0.00	-	5.90	-	-	-	4,900	
4,950	0.00	0.00	0.00	-	357.00	-	30	0.00	0.00	0.00	-	394.00	-	-	0.00	0.00	0.00	0.00	-	0.01	-	60	0.00	0.00	0.00	-	9.20	-	-	-	4,950	
5,000	0.00	0.00	0.00	-	307.00	-	90	0.00	0.00	0.00	-	349.00	-	-	0.00	0.00	0.00	0.00	-	0.03	-	106	0.00	0.00	0.00	-	14.00	-	-	-	5,000	
5,050	0.00	0.00	0.00	-	257.00	-	125	0.00	0.00	0.00	-	305.00	-	-	0.00	0.00	0.00	0.00	-	0.15	-	256	40.00	40.00	40.00	40.00	40.00	5	-	-	5,050	
5,100	0.00	0.00	0.00	-	208.00	-	125	0.00	0.00	0.00	-	264.00	-	-	0.00	0.00	0.00	0.00	-	0.70	-	199	50.00	50.00	50.00	50.00	50.00	5	20	-	5,100	
5,150	0.00	0.00	0.00	-	160.00	-	210	0.00	0.00	0.00	-	226.00	-	90	5.00	0.00	5.00	5.00	5.00	6	696	0.00	0.00	0.00	-	40.75	-	60	-	5,150		
5,200	0.00	0.00	0.00	-	115.00	-	685	158.00	158.00	158.00	158.00	158.00	3	130	11.00	0.00	9.30	9.30	9.30	6	380	0.00	0.00	0.00	-	55.50	-	60	-	5,200		

FTSE/Athex Large Cap

(Trade Unit: 1 Index Point x 2€ - Exercise Style: European, Cash Settlement)

Exercise Price	Call Options														Put Options																			
	December 2025							January 2026							Other Months		December 2025							January 2026							Other Months		Exercise Price	
	Open price	Price max	Price min	Last price	Closing price	Volume	Open Interest	Open price	Price max	Price min	Last price	Closing price	Volume	Open Interest	Volume	Open Interest	Open price	Price max	Price min	Last price	Closing price	Volume	Open Interest	Open price	Price max	Price min	Last price	Closing price	Volume	Open Interest	Volume	Open Interest		
5,250	0.00	0.00	0.00	-	75.50	-	280	0.00	0.00	0.00	-	158.00	-	460			21.25	0.00	21.25	22.75	22.75	141	266	0.00	0.00	0.00	-	73.00	-	31				5,250
5,300	32.75	32.75	23.75	24.75	24.75	42	400	0.00	0.00	0.00	-	129.00	-	31			49.00	32.75	49.00	49.00	49.00	50	169	0.00	0.00	0.00	-	94.00	-	210			5,300	
5,350	14.25	14.25	8.00	8.00	8.00	40	33	71.00	71.00	71.00	71.00	71.00	30	61			0.00	14.25	0.00	-	65.50	-	60	150.00	150.00	150.00	150.00	150.00	30	396			5,350	
5,400	3.00	4.00	3.00	4.00	4.00	7	125	0.00	0.00	0.00	-	82.50	-	61			0.00	4.00	0.00	-	103.00	-	61	0.00	0.00	0.00	-	147.00	-	60			5,400	
5,450	0.00	0.00	0.00	-	4.00	-	30	0.00	0.00	0.00	-	64.50	-	-			0.00	0.00	0.00	-	147.00	-	-	0.00	0.00	0.00	-	179.00	-	-			5,450	
5,500	0.00	0.00	0.00	-	1.30	-	-	0.00	0.00	0.00	-	49.25	-	10			0.00	0.00	0.00	-	194.00	-	-	0.00	0.00	0.00	-	214.00	-	-			5,500	
5,550	0.00	0.00	0.00	-	0.35	-	-	0.00	0.00	0.00	-	37.00	-	-			0.00	0.00	0.00	-	243.00	-	-	0.00	0.00	0.00	-	251.00	-	-			5,550	
5,600	0.00	0.00	0.00	-	0.08	-	-	0.00	0.00	0.00	-	27.50	-	-			0.00	0.00	0.00	-	293.00	-	-	0.00	0.00	0.00	-	292.00	-	-			5,600	
5,650	0.00	0.00	0.00	-	0.02	-	-	0.00	0.00	0.00	-	20.00	-	-			0.00	0.00	0.00	-	343.00	-	-	0.00	0.00	0.00	-	334.00	-	-			5,650	
5,700	0.00	0.00	0.00	-	0.15	-	-	0.00	0.00	0.00	-	14.25	-	-			0.00	0.00	0.00	-	393.00	-	-	0.00	0.00	0.00	-	378.00	-	-			5,700	
5,750	0.00	0.00	0.00	-	0.05	-	-	0.00	0.00	0.00	-	10.00	-	-			0.00	0.00	0.00	-	443.00	-	-	0.00	0.00	0.00	-	424.00	-	-			5,750	
5,800	0.00	0.00	0.00	-	0.01	-	-	0.00	0.00	0.00	-	6.80	-	-			0.00	0.00	0.00	-	493.00	-	-	0.00	0.00	0.00	-	471.00	-	-			5,800	
5,850	0.00	0.00	0.00	-	0.01	-	-	0.00	0.00	0.00	-	4.60	-	-			0.00	0.00	0.00	-	543.00	-	-	0.00	0.00	0.00	-	518.00	-	-			5,850	
Totals:						89	2,133					33	843	0	0						203	2,443					40	837	0	0				
Number of Trades:						11						2		0							10						3		0					

ALPHA BANK (CR)

(Contract Size: 100 Securities, Exercise Style: American, Physical Delivery)

Exercise Price	Call Options														Volume	Open Interest	Put Options														Volume	Open Interest	Exercise Price
	December 2025						January 2026						Other Months				December 2025						January 2026						Other Months				
	Open price	Price max	Price min	Last price	Closing price	Volume	Open Interest	Open price	Price max	Price min	Last price	Closing price	Volume	Open Interest			Open price	Price max	Price min	Last price	Closing price	Volume	Open Interest	Open price	Price max	Price min	Last price	Closing price	Volume	Open Interest			
2.000	0.000	0.000	0.000	1.44	-	-									0.000	0.000	0.000	0.001	-	-											0.020		
2.200	0.000	0.000	0.000	1.24	-	-									0.000	0.000	0.000	0.001	-	-											0.022		
2.300	0.000	0.000	0.000	1.14	-	-	0.000	0.000	0.000		1.14	-	-		0.000	0.000	0.000	0.001	-	-	0.000	0.000	0.000	0.001	-	-					0.023		
2.400	0.000	0.000	0.000	1.04	-	-	0.000	0.000	0.000		1.04	-	-		0.000	0.000	0.000	0.001	-	-	0.000	0.000	0.000	0.001	-	-					0.024		
2.500	0.000	0.000	0.000	0.941	-	-	0.000	0.000	0.000		0.944	-	-		0.000	0.000	0.000	0.001	-	-	0.000	0.000	0.000	0.001	-	-					0.025		
2.600	0.000	0.000	0.000	0.841	-	-	0.000	0.000	0.000		0.845	-	-		0.000	0.000	0.000	0.001	-	-	0.000	0.000	0.000	0.001	-	-					0.026		
2.700	0.000	0.000	0.000	0.741	-	-	0.000	0.000	0.000		0.745	-	-		0.000	0.000	0.000	0.001	-	-	0.000	0.000	0.000	0.001	-	-					0.027		
2.800	0.000	0.000	0.000	0.641	-	-	0.000	0.000	0.000		0.646	-	-		0.000	0.000	0.000	0.001	-	-	0.000	0.000	0.000	0.001	-	-					0.028		
2.900	0.000	0.000	0.000	0.541	-	-	0.000	0.000	0.000		0.549	-	-		0.000	0.000	0.000	0.001	-	-	0.000	0.000	0.000	0.004	-	-					0.029		
3.000	0.000	0.000	0.000	0.441	-	-	0.000	0.000	0.000		0.454	-	-		0.000	0.000	0.000	0.001	-	-	0.000	0.000	0.000	0.009	-	-					0.030		
3.100	0.000	0.000	0.000	0.341	-	-	0.000	0.000	0.000		0.364	-	-		0.000	0.000	0.000	0.002	-	-	0.000	0.000	0.000	0.019	-	-					0.031		
3.200	0.000	0.000	0.000	0.241	-	-	0.000	0.000	0.000		0.283	-	5		0.000	0.000	0.000	0.002	-	-	0.000	0.000	0.000	0.037	-	-					0.032		
3.300	0.000	0.000	0.000	0.145	-	-	0.000	0.000	0.000		0.211	-	-		0.000	0.000	0.000	0.005	-	-	0.000	0.000	0.000	0.066	-	-					0.033		
3.400	0.000	0.000	0.000	0.066	-	-	0.000	0.000	0.000		0.152	-	-		0.000	0.000	0.000	0.026	-	-	0.000	0.000	0.000	0.106	-	-					0.034		
3.500	0.000	0.000	0.000	0.020	-	-	0.000	0.000	0.000		0.104	-	-		0.000	0.000	0.000	0.079	-	370	0.000	0.000	0.000	0.158	-	-					0.035		
3.600	0.000	0.000	0.000	0.004	-	-	0.000	0.000	0.000		0.068	-	-		0.000	0.000	0.000	0.163	-	100	0.000	0.000	0.000	0.222	-	-					0.036		
3.700	0.000	0.000	0.000	0.002	-	-	0.000	0.000	0.000		0.042	-	-		0.000	0.000	0.000	0.260	-	-	0.000	0.000	0.000	0.297	-	-					0.037		
3.800	0.000	0.000	0.000	0.002	-	-	0.000	0.000	0.000		0.025	-	-		0.000	0.000	0.000	0.360	-	-	0.000	0.000	0.000	0.380	-	-					0.038		
3.900	0.000	0.000	0.000	0.001	-	-	0.000	0.000	0.000		0.014	-	-		0.000	0.000	0.000	0.460	-	-	0.000	0.000	0.000	0.470	-	-					0.039		
4.000	0.000	0.000	0.000	0.001	-	-	0.000	0.000	0.000		0.008	-	-		0.000	0.000	0.000	0.560	-	-	0.000	0.000	0.000	0.564	-	-					0.040		
4.250	0.000	0.000	0.000	0.001	-	-	0.000	0.000	0.000		0.001	-	-		0.000	0.000	0.000	0.810	-	-	0.000	0.000	0.000	0.810	-	-					0.043		
4.400	0.000	0.000	0.000	0.001	-	-									0.000	0.000	0.000	0.960	-	-					-	-					0.044		
4.500	0.000	0.000	0.000	0.001	-	-	0.000	0.000	0.000		0.001	-	-		0.000	0.000	0.000	1.06	-	-	0.000	0.000	0.000	1.06	-	-					0.045		
4.750	0.000	0.000	0.000	0.001	-	-	0.000	0.000	0.000		0.001	-	-		0.000	0.000	0.000	1.31	-	-	0.000	0.000	0.000	1.31	-	-					0.048		
4.800	0.000	0.000	0.000	0.001	-	-									0.000	0.000	0.000	1.36	-	-					-	-					0.048		
5.000	0.000	0.000	0.000	0.001	-	-	0.000	0.000	0.000		0.001	-	-		0.000	0.000	0.000	1.56	-	-	0.000	0.000	0.000	1.56	-	-					0.050		
5.250	0.000	0.000	0.000	0.001	-	-	0.000	0.000	0.000		0.001	-	-		0.000	0.000	0.000	1.81	-	-	0.000	0.000	0.000	1.81	-	-					0.053		
5.500	0.000	0.000	0.000	0.001	-	-	0.000	0.000	0.000		0.001	-	-		0.000	0.000	0.000	2.06	-	-	0.000	0.000	0.000	2.06	-	-					0.055		
5.750	0.000	0.000	0.000	0.001	-	-									0.000	0.000	0.000	2.31	-	-					-	-					0.058		
6.000	0.000	0.000	0.000	0.001	-	-									0.000	0.000	0.000	2.56	-	-					-	-					0.060		
Totals:					0	0						0	5	0	0				0	470				0	0	0	0						
Number of Trades:					0							0		0					0.00					0			0						

NATIONAL BANK (CR)

(Contract Size: 100 Securities, Exercise Style: American, Physical Delivery)

Exerise Price		Call Options															Put Options															
		December 2025					January 2026					Other Months					December 2025					January 2026					Other Months					
		Open price	Price max	Price min	Last price	Closing price	Volume	Open Interest	Open price	Price max	Price min	Last price	Closing price	Volume	Open Interest	Volume	Open Interest	Open price	Price max	Price min	Last price	Closing price	Volume	Open Interest	Open price	Price max	Price min	Last price	Closing price	Volume	Open Interest	Volume
5.600	0.000	0.000	0.000		7.69	-	-						-	-			0.000	0.000	0.000		0.001	-	-					-	-			0.056
6.000	0.000	0.000	0.000		7.29	-	-						-	-			0.000	0.000	0.000		0.001	-	-					-	-			0.060
6.400	0.000	0.000	0.000		6.89	-	-						-	-			0.000	0.000	0.000		0.001	-	-					-	-			0.064
6.800	0.000	0.000	0.000		6.49	-	-						-	-			0.000	0.000	0.000		0.001	-	-					-	-			0.068
7.200	0.000	0.000	0.000		6.09	-	-						-	-			0.000	0.000	0.000		0.001	-	-					-	-			0.072
7.600	0.000	0.000	0.000		5.69	-	-						-	-			0.000	0.000	0.000		0.001	-	-					-	-			0.076
8.000	0.000	0.000	0.000		5.29	-	-						-	-			0.000	0.000	0.000		0.001	-	-					-	-			0.080
8.250	0.000	0.000	0.000		5.04	-	-						-	-			0.000	0.000	0.000		0.001	-	-					-	-			0.083
8.400	0.000	0.000	0.000		4.89	-	-						-	-			0.000	0.000	0.000		0.001	-	-					-	-			0.084
8.500	0.000	0.000	0.000		4.79	-	-						-	-			0.000	0.000	0.000		0.001	-	-					-	-			0.085
8.750	0.000	0.000	0.000		4.54	-	-	0.000	0.000	0.000			4.56	-	-	0.000	0.000	0.000		0.001	-	-	0.000	0.000	0.000		0.001	-	-			0.088
8.800	0.000	0.000	0.000		4.49	-	-						-	-			0.000	0.000	0.000		0.001	-	-					-	-			0.088
9.000	0.000	0.000	0.000		4.29	-	-	0.000	0.000	0.000			4.31	-	-	0.000	0.000	0.000		0.001	-	-	0.000	0.000	0.000		0.001	-	-			0.090
9.200	0.000	0.000	0.000		4.09	-	-						-	-			0.000	0.000	0.000		0.001	-	-					-	-			0.092
9.250	0.000	0.000	0.000		4.04	-	-	0.000	0.000	0.000			4.06	-	-	0.000	0.000	0.000		0.001	-	-	0.000	0.000	0.000		0.001	-	-			0.093
9.500	0.000	0.000	0.000		3.79	-	-	0.000	0.000	0.000			3.81	-	-	0.000	0.000	0.000		0.001	-	-	0.000	0.000	0.000		0.001	-	-			0.095
9.600	0.000	0.000	0.000		3.69	-	-						-	-			0.000	0.000	0.000		0.001	-	-					-	-			0.096
9.750	0.000	0.000	0.000		3.54	-	-	0.000	0.000	0.000			3.56	-	-	0.000	0.000	0.000		0.001	-	-	0.000	0.000	0.000		0.001	-	-			0.098
10.000	0.000	0.000	0.000		3.29	-	-	0.000	0.000	0.000			3.31	-	-	0.000	0.000	0.000		0.001	-	-	0.000	0.000	0.000		0.001	-	-			0.100
10.500	0.000	0.000	0.000		2.79	-	-	0.000	0.000	0.000			2.81	-	-	0.000	0.000	0.000		0.001	-	-	0.000	0.000	0.000		0.002	-	-			0.105
11.000	0.000	0.000	0.000		2.29	-	-	0.000	0.000	0.000			2.32	-	-	0.000	0.000	0.000		0.001	-	-	0.000	0.000	0.000		0.008	-	-			0.110
11.500	0.000	0.000	0.000		1.79	-	-	0.000	0.000	0.000			1.84	-	-	0.000	0.000	0.000		0.002	-	-	0.000	0.000	0.000		0.029	-	-			0.115
12.000	0.000	0.000	0.000		1.29	-	-	0.000	0.000	0.000			1.39	-	-	0.000	0.000	0.000		0.001	-	-	0.000	0.000	0.000		0.078	-	-			0.120
12.500	0.000	0.000	0.000		0.798	-	-	0.000	0.000	0.000			0.992	-	-	0.000	0.000	0.000		0.005	-	15	0.000	0.000	0.000		0.180	-	-			0.125
13.000	0.000	0.000	0.000		0.357	-	-	0.000	0.000	0.000			0.662	-	-	0.000	0.000	0.000		0.064	-	120	0.000	0.000	0.000		0.350	-	-			0.130
13.500	0.000	0.000	0.000		0.092	-	6	0.000	0.000	0.000			0.413	-	-	0.000	0.000	0.000		0.299	-	-	0.000	0.000	0.000		0.601	-	-			0.135
14.000	0.000	0.000	0.000		0.011	-	20	0.000	0.000	0.000			0.235	-	15	0.000	0.000	0.000		0.719	-	-	0.000	0.000	0.000		0.924	-	-			0.140
14.500	0.000	0.000	0.000		0.001	-	-	0.000	0.000	0.000			0.127	-	-	0.000	0.000	0.000		1.21	-	-	0.000	0.000	0.000		1.32	-	-			0.145
15.000	0.000	0.000	0.000		0.002	-	-	0.000	0.000	0.000			0.063	-	-	0.000	0.000	0.000		1.71	-	-	0.000	0.000	0.000		1.76	-	-			0.150
15.500	0.000	0.000	0.000		0.001	-	-	0.000	0.000	0.000			0.029	-	-	0.000	0.000	0.000		2.21	-	-	0.000	0.000	0.000		2.22	-	-			0.155
16.000	0.000	0.000	0.000		0.001	-	-	0.000	0.000	0.000			0.012	-	-	0.000	0.000	0.000		2.71	-	-	0.000	0.000	0.000		2.71	-	-			0.160
16.500	0.000	0.000	0.000		0.001	-	-	0.000	0.000	0.000			0.005	-	-	0.000	0.000	0.000		3.21	-	-	0.000	0.000	0.000		3.21	-	-			0.165
17.000	0.000	0.000	0.000		0.001	-	-	0.000	0.000	0.000			0.002	-	-	0.000	0.000	0.000		3.71	-	-	0.000	0.000	0.000		3.71	-	-			0.170
17.500	0.000	0.000	0.000		0.001	-	-	0.000	0.000	0.000			0.001	-	-	0.000	0.000	0.000		4.21	-	-	0.000	0.000	0.000		4.21	-	-			0.175
18.000	0.000	0.000	0.000		0.001	-	-	0.000	0.000	0.000			0.001	-	-	0.000	0.000	0.000		4.71	-	-	0.000	0.000	0.000		4.71	-	-			0.180
18.500	0.000	0.000	0.000		0.001	-	-	0.000	0.000	0.000			0.001	-	-	0.000	0.000	0.000		5.21	-	-	0.000	0.000	0.000		5.21	-	-			0.185

NATIONAL BANK (CR)

(Contract Size: 100 Securities, Exercise Style: American, Physical Delivery)

	Call Options														Put Options																		
	December 2025						January 2026						Other Months		December 2025						January 2026						Other Months						
Exercise Price	Open price	Price max	Price min	Last price	Closing price	Volume	Open Interest	Open price	Price max	Price min	Last price	Closing price	Volume	Open Interest	Volume	Open Interest	Open price	Price max	Price min	Last price	Closing price	Volume	Open Interest	Open price	Price max	Price min	Last price	Closing price	Volume	Open Interest	Volume	Open Interest	Exercise Price
19.000	0.000	0.000	0.000		0.001	-	-						-	-			0.000	0.000	0.000		5.71	-	-						-	-			0.190
Totals:						0	26						0	15	0	0						0	135					0	0	0	0		
Number of Trades:							0						0		0							0.00					0		0				

OPAP (CR)

(Contract Size: 100 Securities, Exercise Style: American, Physical Delivery)

Exerise Price	Call Options														Put Options																					
	December 2025						January 2026						Other Months		December 2025						January 2026						Other Months		Exerise Price							
	Open price	Price max	Price min	Last price	Closing price	Volume	Open Interest	Open price	Price max	Price min	Last price	Closing price	Volume	Open Interest	Volume	Open Interest	Open price	Price max	Price min	Last price	Closing price	Volume	Open Interest	Open price	Price max	Price min	Last price	Closing price		Volume	Open Interest	Volume	Open Interest			
10.000	0.000	0.000	0.000		8.59	-	-										0.000	0.000	0.000		0.003	-	-											0.100		
11.000	0.000	0.000	0.000		7.59	-	-										0.000	0.000	0.000		0.001	-	-										0.110			
12.000	0.000	0.000	0.000		6.59	-	-	0.000	0.000	0.000		6.61	-	-			0.000	0.000	0.000		0.001	-	-	0.000	0.000	0.000		0.001	-	-			0.120			
12.500	0.000	0.000	0.000		6.09	-	-	0.000	0.000	0.000		6.11	-	-			0.000	0.000	0.000		0.001	-	-	0.000	0.000	0.000		0.001	-	-			0.125			
13.000	0.000	0.000	0.000		5.59	-	-	0.000	0.000	0.000		5.61	-	-			0.000	0.000	0.000		0.001	-	-	0.000	0.000	0.000		0.001	-	-			0.130			
13.500	0.000	0.000	0.000		5.09	-	-	0.000	0.000	0.000		5.11	-	-			0.000	0.000	0.000		0.001	-	-	0.000	0.000	0.000		0.001	-	-			0.135			
14.000	0.000	0.000	0.000		4.59	-	-	0.000	0.000	0.000		4.61	-	-			0.000	0.000	0.000		0.001	-	-	0.000	0.000	0.000		0.001	-	-			0.140			
14.500	0.000	0.000	0.000		4.09	-	-	0.000	0.000	0.000		4.12	-	-			0.000	0.000	0.000		0.001	-	-	0.000	0.000	0.000		0.001	-	-			0.145			
15.000	0.000	0.000	0.000		3.59	-	-	0.000	0.000	0.000		3.62	-	-			0.000	0.000	0.000		0.001	-	-	0.000	0.000	0.000		0.001	-	-			0.150			
15.500	0.000	0.000	0.000		3.09	-	-	0.000	0.000	0.000		3.12	-	-			0.000	0.000	0.000		0.002	-	-	0.000	0.000	0.000		0.001	-	-			0.155			
16.000	0.000	0.000	0.000		2.59	-	-	0.000	0.000	0.000		2.62	-	-			0.000	0.000	0.000		0.001	-	-	0.000	0.000	0.000		0.003	-	-			0.160			
16.500	0.000	0.000	0.000		2.09	-	-	0.000	0.000	0.000		2.13	-	-			0.000	0.000	0.000		0.003	-	-	0.000	0.000	0.000		0.013	-	-			0.165			
17.000	0.000	0.000	0.000		1.59	-	-	0.000	0.000	0.000		1.66	-	-			0.000	0.000	0.000		0.001	-	30	0.000	0.000	0.000		0.039	-	-			0.170			
17.500	0.000	0.000	0.000		1.09	-	35	0.000	0.000	0.000		1.22	-	-			0.000	0.000	0.000		0.001	-	30	0.000	0.000	0.000		0.102	-	-			0.175			
18.000	0.000	0.000	0.000		0.607	-	15	0.000	0.000	0.000		0.843	-	-			0.000	0.000	0.000		0.013	-	15	0.000	0.000	0.000		0.222	-	-			0.180			
18.500	0.000	0.000	0.000		0.215	-	15	0.000	0.000	0.000		0.538	-	15			0.000	0.000	0.000		0.121	-	15	0.000	0.000	0.000		0.417	-	-			0.185			
19.000	0.000	0.000	0.000		0.037	-	-	0.000	0.000	0.000		0.315	-	115			0.000	0.000	0.000		0.443	-	50	0.000	0.000	0.000		0.695	-	-			0.190			
19.500	0.000	0.000	0.000		0.002	-	-	0.000	0.000	0.000		0.170	-	-			0.000	0.000	0.000		0.911	-	50	0.000	0.000	0.000		1.05	-	-			0.195			
20.000	0.000	0.000	0.000		0.001	-	-	0.000	0.000	0.000		0.081	-	-			0.000	0.000	0.000		1.41	-	-	0.000	0.000	0.000		1.47	-	-			0.200			
21.000	0.000	0.000	0.000		0.002	-	-	0.000	0.000	0.000		0.015	-	-			0.000	0.000	0.000		2.41	-	-	0.000	0.000	0.000		2.41	-	-			0.210			
22.000	0.000	0.000	0.000		0.001	-	-	0.000	0.000	0.000		0.002	-	-			0.000	0.000	0.000		3.41	-	-	0.000	0.000	0.000		3.41	-	-			0.220			
23.000	0.000	0.000	0.000		0.002	-	-	0.000	0.000	0.000		0.001	-	-			0.000	0.000	0.000		4.41	-	-	0.000	0.000	0.000		4.41	-	-			0.230			
24.000	0.000	0.000	0.000		0.002	-	-	0.000	0.000	0.000		0.001	-	-			0.000	0.000	0.000		5.41	-	-	0.000	0.000	0.000		5.41	-	-			0.240			
25.000	0.000	0.000	0.000		0.001	-	-	0.000	0.000	0.000		0.001	-	-			0.000	0.000	0.000		6.41	-	-	0.000	0.000	0.000		6.41	-	-			0.250			
26.000	0.000	0.000	0.000		0.002	-	-	0.000	0.000	0.000		0.001	-	-			0.000	0.000	0.000		7.41	-	-	0.000	0.000	0.000		7.41	-	-			0.260			
27.000	0.000	0.000	0.000		0.001	-	-	0.000	0.000	0.000		0.001	-	-			0.000	0.000	0.000		8.41	-	-	0.000	0.000	0.000		8.41	-	-			0.270			
28.000	0.000	0.000	0.000		0.001	-	-						-	-			0.000	0.000	0.000		9.41	-	-					-	-			0.280				
29.000	0.000	0.000	0.000		0.001	-	-						-	-			0.000	0.000	0.000		10.41	-	-					-	-			0.290				
30.000	0.000	0.000	0.000		0.001	-	-						-	-			0.000	0.000	0.000		11.41	-	-					-	-			0.300				
Totals:						0	65						0	130	0	0													0	190			0	165	0	0
Number of Trades:						0							0		0														0.00				0		0	

OTE (CR)

(Contract Size: 100 Securities, Exercise Style: American, Physical Delivery)

Exercise Price	Call Options														Put Options																	
	December 2025						January 2026						Other Months		December 2025						January 2026						Other Months		Exercise Price			
	Open price	Price max	Price min	Last price	Closing price	Volume	Open Interest	Open price	Price max	Price min	Last price	Closing price	Volume	Open Interest	Volume	Open Interest	Open price	Price max	Price min	Last price	Closing price	Volume	Open Interest	Open price	Price max	Price min	Last price	Closing price		Volume	Open Interest	Volume
9.600	0.000	0.000	0.000	7.46	-	-	-	-	-	-	-	-	-	-	-	0.000	0.000	0.000	0.001	-	-	-	-	-	-	-	-	-		-	-	-
10.000	0.000	0.000	0.000	7.06	-	-	-	-	-	-	-	-	-	-	-	0.000	0.000	0.000	0.001	-	-	-	-	-	-	-	-	-	-	-	-	0.100
10.500	0.000	0.000	0.000	6.56	-	-	0.000	0.000	0.000	6.58	-	-	-	-	-	0.000	0.000	0.000	0.001	-	-	0.000	0.000	0.000	0.001	-	-	-	-	-	0.105	
11.000	0.000	0.000	0.000	6.06	-	-	0.000	0.000	0.000	6.08	-	-	-	-	-	0.000	0.000	0.000	0.001	-	-	0.000	0.000	0.000	0.001	-	-	-	-	-	0.110	
11.500	0.000	0.000	0.000	5.56	-	-	0.000	0.000	0.000	5.58	-	-	-	-	-	0.000	0.000	0.000	0.001	-	-	0.000	0.000	0.000	0.001	-	-	-	-	-	0.115	
12.000	0.000	0.000	0.000	5.06	-	-	0.000	0.000	0.000	5.08	-	-	-	-	-	0.000	0.000	0.000	0.001	-	-	0.000	0.000	0.000	0.001	-	-	-	-	-	0.120	
12.500	0.000	0.000	0.000	4.56	-	-	0.000	0.000	0.000	4.58	-	-	-	-	-	0.000	0.000	0.000	0.001	-	-	0.000	0.000	0.000	0.001	-	-	-	-	-	0.125	
13.000	0.000	0.000	0.000	4.06	-	-	0.000	0.000	0.000	4.08	-	-	-	-	-	0.000	0.000	0.000	0.001	-	-	0.000	0.000	0.000	0.001	-	-	-	-	-	0.130	
13.500	0.000	0.000	0.000	3.56	-	-	0.000	0.000	0.000	3.58	-	-	-	-	-	0.000	0.000	0.000	0.001	-	-	0.000	0.000	0.000	0.001	-	-	-	-	-	0.135	
14.000	0.000	0.000	0.000	3.06	-	-	0.000	0.000	0.000	3.09	-	-	-	-	-	0.000	0.000	0.000	0.001	-	-	0.000	0.000	0.000	0.002	-	-	-	-	-	0.140	
14.500	0.000	0.000	0.000	2.56	-	-	0.000	0.000	0.000	2.59	-	-	-	-	-	0.000	0.000	0.000	0.001	-	-	0.000	0.000	0.000	0.001	-	-	-	-	-	0.145	
15.000	0.000	0.000	0.000	2.06	-	-	0.000	0.000	0.000	2.09	-	-	-	-	-	0.000	0.000	0.000	0.001	-	30	0.000	0.000	0.000	0.007	-	-	-	-	-	0.150	
15.500	0.000	0.000	0.000	1.56	-	-	0.000	0.000	0.000	1.61	-	-	-	-	-	0.000	0.000	0.000	0.001	-	30	0.000	0.000	0.000	0.027	-	-	-	-	-	0.155	
16.000	0.000	0.000	0.000	1.06	-	-	0.000	0.000	0.000	1.17	-	-	-	-	-	0.000	0.000	0.000	0.001	-	25	0.000	0.000	0.000	0.082	-	-	-	-	-	0.160	
16.500	0.000	0.000	0.000	0.575	-	15	0.000	0.000	0.000	0.782	-	-	-	-	-	0.000	0.000	0.000	0.011	-	-	0.000	0.000	0.000	0.193	-	-	-	-	-	0.165	
17.000	0.000	0.000	0.000	0.188	-	-	0.000	0.000	0.000	0.477	-	-	-	-	-	0.000	0.000	0.000	0.125	-	-	0.000	0.000	0.000	0.388	-	-	-	-	-	0.170	
17.500	0.000	0.000	0.000	0.025	-	-	0.000	0.000	0.000	0.264	-	-	-	-	-	0.000	0.000	0.000	0.462	-	-	0.000	0.000	0.000	0.676	-	-	-	-	-	0.175	
18.000	0.000	0.000	0.000	0.001	-	-	0.000	0.000	0.000	0.127	-	5	-	-	-	0.000	0.000	0.000	0.940	-	-	0.000	0.000	0.000	1.04	-	-	-	-	-	0.180	
18.500	0.000	0.000	0.000	0.001	-	-	0.000	0.000	0.000	0.057	-	-	-	-	-	0.000	0.000	0.000	1.44	-	-	0.000	0.000	0.000	1.48	-	-	-	-	-	0.185	
19.000	0.000	0.000	0.000	0.001	-	-	0.000	0.000	0.000	0.021	-	-	-	-	-	0.000	0.000	0.000	1.94	-	-	0.000	0.000	0.000	1.95	-	-	-	-	-	0.190	
19.500	0.000	0.000	0.000	0.001	-	-	0.000	0.000	0.000	0.008	-	-	-	-	-	0.000	0.000	0.000	2.44	-	-	0.000	0.000	0.000	2.44	-	-	-	-	-	0.195	
20.000	0.000	0.000	0.000	0.001	-	-	0.000	0.000	0.000	0.002	-	-	-	-	-	0.000	0.000	0.000	2.94	-	-	0.000	0.000	0.000	2.94	-	-	-	-	-	0.200	
21.000	0.000	0.000	0.000	0.001	-	-	0.000	0.000	0.000	0.001	-	-	-	-	-	0.000	0.000	0.000	3.94	-	-	0.000	0.000	0.000	3.94	-	-	-	-	-	0.210	
22.000	0.000	0.000	0.000	0.001	-	-	0.000	0.000	0.000	0.001	-	-	-	-	-	0.000	0.000	0.000	4.94	-	-	0.000	0.000	0.000	4.94	-	-	-	-	-	0.220	
23.000	0.000	0.000	0.000	0.001	-	-	0.000	0.000	0.000	0.001	-	-	-	-	-	0.000	0.000	0.000	5.94	-	-	0.000	0.000	0.000	5.94	-	-	-	-	-	0.230	
24.000	0.000	0.000	0.000	0.001	-	-	0.000	0.000	0.000	0.001	-	-	-	-	-	0.000	0.000	0.000	6.94	-	-	0.000	0.000	0.000	6.94	-	-	-	-	-	0.240	
25.000	0.000	0.000	0.000	0.001	-	-	0.000	0.000	0.000	0.001	-	-	-	-	-	0.000	0.000	0.000	7.94	-	-	0.000	0.000	0.000	7.94	-	-	-	-	-	0.250	
26.000	0.000	0.000	0.000	0.001	-	-	-	-	-	-	-	-	-	-	-	0.000	0.000	0.000	8.94	-	-	-	-	-	-	-	-	-	-	-	0.260	
Totals:					0	15					0	5	0	0					0	85					0	80	0	0				
Number of Trades:					0						0		0							0.00						0		0				

## PPC (CR)

(Contract Size: 100 Securities, Exercise Style: American, Physical Delivery)

Call Options																	Put Options																			
December 2025							January 2026							Other Months			December 2025					January 2026						Other Months								
Exercise Price	Open price	Price max	Price min	Last price	Closing price	Volume	Open Interest	Open price	Price max	Price min	Last price	Closing price	Volume	Open Interest	Volume	Open Interest	Open price	Price max	Price min	Last price	Closing price	Volume	Open Interest	Open price	Price max	Price min	Last price	Closing price	Volume	Open Interest	Volume	Open Interest	Exercise Price			
8.800	0.000	0.000	0.000		9.10	-	-						-	-			0.000	0.000	0.000		0.001	-	-										0.088			
9.200	0.000	0.000	0.000		8.70	-	-						-	-			0.000	0.000	0.000		0.001	-	-										0.092			
9.500	0.000	0.000	0.000		8.40	-	-	0.000	0.000	0.000		8.42	-	-			0.000	0.000	0.000		0.001	-	-	0.000	0.000	0.000		0.001	-	-			0.095			
9.600	0.000	0.000	0.000		8.30	-	-						-	-			0.000	0.000	0.000		0.001	-	-										0.096			
9.750	0.000	0.000	0.000		8.15	-	-	0.000	0.000	0.000		8.17	-	-			0.000	0.000	0.000		0.001	-	-	0.000	0.000	0.000		0.001	-	-			0.098			
10.000	0.000	0.000	0.000		7.90	-	-	0.000	0.000	0.000		7.92	-	-			0.000	0.000	0.000		0.001	-	-	0.000	0.000	0.000		0.001	-	-			0.100			
10.500	0.000	0.000	0.000		7.40	-	-	0.000	0.000	0.000		7.42	-	-			0.000	0.000	0.000		0.001	-	-	0.000	0.000	0.000		0.001	-	-			0.105			
11.000	0.000	0.000	0.000		6.90	-	-	0.000	0.000	0.000		6.92	-	-			0.000	0.000	0.000		0.001	-	-	0.000	0.000	0.000		0.001	-	-			0.110			
11.500	0.000	0.000	0.000		6.40	-	-	0.000	0.000	0.000		6.42	-	-			0.000	0.000	0.000		0.001	-	-	0.000	0.000	0.000		0.001	-	-			0.115			
12.000	0.000	0.000	0.000		5.90	-	-	0.000	0.000	0.000		5.92	-	-			0.000	0.000	0.000		0.001	-	-	0.000	0.000	0.000		0.001	-	-			0.120			
12.500	0.000	0.000	0.000		5.40	-	-	0.000	0.000	0.000		5.42	-	-			0.000	0.000	0.000		0.001	-	-	0.000	0.000	0.000		0.001	-	-			0.125			
13.000	0.000	0.000	0.000		4.90	-	-	0.000	0.000	0.000		4.92	-	-			0.000	0.000	0.000		0.001	-	-	0.000	0.000	0.000		0.001	-	-			0.130			
13.500	0.000	0.000	0.000		4.40	-	-	0.000	0.000	0.000		4.42	-	-			0.000	0.000	0.000		0.001	-	-	0.000	0.000	0.000		0.002	-	-			0.135			
14.000	0.000	0.000	0.000		3.90	-	-	0.000	0.000	0.000		3.92	-	-			0.000	0.000	0.000		0.001	-	-	0.000	0.000	0.000		0.001	-	-			0.140			
14.500	0.000	0.000	0.000		3.40	-	-	0.000	0.000	0.000		3.43	-	-			0.000	0.000	0.000		0.001	-	-	0.000	0.000	0.000		0.001	-	-			0.145			
15.000	0.000	0.000	0.000		2.90	-	-	0.000	0.000	0.000		2.93	-	-			0.000	0.000	0.000		0.001	-	-	0.000	0.000	0.000		0.001	-	-			0.150			
15.500	0.000	0.000	0.000		2.40	-	2	0.000	0.000	0.000		2.43	-	-			0.000	0.000	0.000		0.003	-	-	0.000	0.000	0.000		0.003	-	-			0.155			
16.000	0.000	0.000	0.000		1.90	-	3	0.000	0.000	0.000		1.94	-	-			0.000	0.000	0.000		0.001	-	2	0.000	0.000	0.000		0.014	-	-			0.160			
16.500	0.000	0.000	0.000		1.40	-	-	0.000	0.000	0.000		1.47	-	-			0.000	0.000	0.000		0.001	-	25	0.000	0.000	0.000		0.045	-	-			0.165			
17.000	0.000	0.000	0.000		0.905	-	20	0.000	0.000	0.000		1.05	-	-			0.000	0.000	0.000		0.001	-	-	0.000	0.000	0.000		0.117	-	-			0.170			
17.500	0.000	0.000	0.000		0.437	-	233	0.000	0.000	0.000		0.688	-	500			0.000	0.000	0.000		0.033	-	45	0.266	0.266	0.266	0.266	0.266	15	15			0.175			
18.000	0.000	0.000	0.000		0.118	-	15	0.000	0.000	0.000		0.413	-	-			0.000	0.000	0.000		0.214	-	-	0.000	0.000	0.000		0.484	-	-			0.180			
18.500	0.000	0.000	0.000		0.013	-	-	0.000	0.000	0.000		0.222	-	15			0.000	0.000	0.000		0.611	-	-	0.000	0.000	0.000		0.794	-	-			0.185			
19.000	0.000	0.000	0.000		0.001	-	-	0.000	0.000	0.000		0.109	-	-			0.000	0.000	0.000		1.10	-	-	0.000	0.000	0.000		1.18	-	-			0.190			
19.500	0.000	0.000	0.000		0.001	-	-	0.000	0.000	0.000		0.047	-	-			0.000	0.000	0.000		1.60	-	-	0.000	0.000	0.000		1.63	-	-			0.195			
20.000	0.000	0.000	0.000		0.001	-	-	0.000	0.000	0.000		0.018	-	-			0.000	0.000	0.000		2.10	-	-	0.000	0.000	0.000		2.10	-	-			0.200			
21.000	0.000	0.000	0.000		0.001	-	-	0.000	0.000	0.000		0.002	-	-			0.000	0.000	0.000		3.10	-	-	0.000	0.000	0.000		3.10	-	-			0.210			
22.000	0.000	0.000	0.000		0.001	-	-	0.000	0.000	0.000		0.001	-	-			0.000	0.000	0.000		4.10	-	-	0.000	0.000	0.000		4.10	-	-			0.220			
23.000	0.000	0.000	0.000		0.001	-	-	0.000	0.000	0.000		0.001	-	-			0.000	0.000	0.000		5.10	-	-	0.000	0.000	0.000		5.10	-	-			0.230			
24.000	0.000	0.000	0.000		0.001	-	-	0.000	0.000	0.000		0.001	-	-			0.000	0.000	0.000		6.10	-	-	0.000	0.000	0.000		6.10	-	-			0.240			
25.000	0.000	0.000	0.000		0.001	-	-	0.000	0.000	0.000		0.001	-	-			0.000	0.000	0.000		7.10	-	-	0.000	0.000	0.000		7.10	-	-			0.250			
26.000	0.000	0.000	0.000		0.001	-	-	0.000	0.000	0.000		0.001	-	-			0.000	0.000	0.000		8.10	-	-	0.000	0.000	0.000		8.10	-	-			0.260			
Totals:						0	273							0	515	0	0							0	72							15	65	0	0	
Number of Trades:						0							0							0	0.00							1							0	

Lending Products	Underlying Title	Multilateral Transactions[1]					Bilateral Transactions[2]		Stock Borrowing through OTC (volume)[3]
		Open Interest[5]	Volume(Offered)	Average Weighted	Transactions volume	Average Weighted	Transactions Volume	Average Weighted	Transactions Volume
ADMIEBOR	ADMIE (IPTO) HOLDING S.A. (CR)	---	---	---	---	---	2,000	0.01%	6,833,955
AEGNBOR	AEGEAN AIRLINES (CR)	---	---	---	---	---	---	---	490,126
AKTRBOR	AKTOR S.A. HOLDING CO. (CR)	---	---	---	---	---	---	---	963,113
ALPHABOR	ALPHA BANK (CR)	710	---	---	---	---	---	---	321,900,442
AETFBOR	ALPHA ETF FTSE Athex Large Cap	---	---	---	---	---	---	---	---
AIABOR	ATHENS INTL AIRPORT (CR)	20,143	---	---	---	---	---	---	398,655
ACAGBOR	AUSTRIACARD (CB)	---	---	---	---	---	---	---	962
OTOELBOR	AUTOHELLAS SA (CR)	1,000	---	---	---	---	---	---	62,435
AVAXBOR	AVAX S.A. (CR)	---	---	---	---	---	---	---	---
BOCHGRBOR	BANK OF CYPRUS (CR)	---	---	---	---	---	---	---	798,030
EEEBOR	CC HBC AG (CR)	1,605	---	---	600	3.70%	---	---	106,139
CENERBOR	CENERGY HOLDINGS (CB)	---	---	---	---	---	---	---	837,438
CREDIABOR	CrediaBank (CR)	---	---	---	---	---	---	---	159,093
DIMANDBOR	DIMAND (CR)	---	---	---	---	---	---	---	5,509
ELLAKTORBOR	ELLAKTOR (CR)	114,000	---	---	1,500	3.70%	---	---	85,042
ELHABOR	ELVALHALCOR (CR)	---	---	---	---	---	---	---	894,607
EUROBBOR	EUROBANK (CR)	---	---	---	---	---	---	---	93,005,178
EYDAPBOR	EYDAP S.A. (CR)	---	---	---	---	---	---	---	203,450
FOYRKBOR	FOURLIS (CR)	9,197	---	---	---	---	---	---	25,590
GEKTERNABOR	GEK TERNA (CR)	50	---	---	---	---	---	---	1,710,959
SARBOR	GR. SARANTIS S.A. (CR)	139	---	---	---	---	---	---	24,585
EXAEBOR	HELLENIC EXCHANGES-A.S.E. (CR)	500	---	---	---	---	---	---	346,369
ELPEBOR	HELLENIQ ENERGY (CR)	---	---	---	---	---	---	---	683,816
INTEKBOR	IDEAL HOLDINGS (CR)	---	---	---	---	---	---	---	24,454
INTRKBOR	INTRACOM HOLDINGS (CR)	---	---	---	---	---	---	---	31,398
INLOTBOR	INTRALOT (CR)	---	---	---	---	---	---	---	37,186,409
BELABOR	JUMBO SA (CR)	---	---	---	---	---	---	---	314,695
KRIBOR	KRI-KRI S.A. (CR)	2,924	---	---	---	---	---	---	250
LAMDABOR	LAMDA DEVELOPMENT SA (CR)	---	---	---	2,000	3.82%	---	---	237,277
MTLNBOR	METLEN PLC (CR)	---	---	---	17,000	3.93%	---	---	2,678,976
MIGBOR	MIG (CR)	1,291	---	---	---	---	---	---	39,913

## Stock Lending Notes

[1] - Multilateral contracts Lending or Borrowing as per Methods 8-1, 8-2 and 8-3-3 (According to ATHEX BoD Resolution No.17)

[2] - Bilateral Contracts Lending or Borrowing as per Methods 8-3-1 and 8-3-2 & Contracts as per Method 4 (According to ATHEX BoD Resolution No.20)

[3] - The information concerning OTC Stock Borrowing Transactions is based on the statements of the Dematerialised Securities System (DSS) operators involved and refers to volumes that have been registered up until the previous working day.

[4] - Average Price (Volume weighted)

[5] - The Data concerning Open Interest before the start of trading session

Lending Products	Underlying Title	Open Interest[5]	Multilateral Transactions[1]				Bilateral Transactions[2]		Stock Borrowing through OTC (volume)[3]	
			Volume(Offered)	Average Weighted	Transactions volume	Average Weighted	Transactions Volume	Average Weighted	Transactions Volume	
MOHBOR	MOTOR OIL (CR)	9,436	---	---	100	3.70%	---	---	809,926	
ETEBOR	NATIONAL BANK (CR)	82,738	---	---	---	---	---	---	23,161,754	
NOVALBOR	NOVAL PROPERTY REIC (CR)	---	---	---	---	---	---	---	20,000	
OPAPBOR	OPAP (CR)	100	---	---	---	---	---	---	1,924,856	
OPTIMABOR	OPTIMA BANK (CR)	3,631	---	---	---	---	---	---	4,827,016	
HTOBOR	OTE (CR)	15,680	---	---	177	3.70%	---	---	2,338,802	
PPABOR	P.P.A. S.A. (CR)	572	---	---	---	---	---	---	590,816	
TPEIRBOR	PIRAEUS FINANCIAL HOLD (CR)	---	---	---	---	---	---	---	10,055,009	
PPCBOR	PPC (CR)	3,530	---	---	3,841	3.70%	---	---	9,839,489	
PROFBOR	PROFILE SA (CR)	---	---	---	---	---	---	---	17,526	
QUESTBOR	QUEST HOLDINGS (CR)	391	---	---	---	---	---	---	13,154	
PLATBOR	THRACE PLASTICS SA (CR)	---	---	---	---	---	---	---	1,596	
TITCBOR	TITAN (CB)	9,760	---	---	1,000	3.70%	---	---	90,287	
OLTHBOR	TPA SA (CR)	---	---	---	---	---	---	---	750	
VIOBOR	VIOHALCO SA/NV (CB)	12,175	---	---	---	---	---	---	---	

## Stock Lending Notes

[1] - Multilateral contracts Lending or Borrowing as per Methods 8-1, 8-2 and 8-3-3 (According to ATHEX BoD Resolution No.17)

[2] - Bilateral Contracts Lending or Borrowing as per Methods 8-3-1 and 8-3-2 & Contracts as per Method 4 (According to ATHEX BoD Resolution No.20)

[3] - The information concerning OTC Stock Borrowing Transactions is based on the statements of the Dematerialised Securities System (DSS) operators involved and refers to volumes that have been registered up until the previous working day.

[4] - Average Price (Volume weighted)

[5] - The Data concerning Open Interest before the start of trading session

## Sectors codification for listed companies

12003 -	ETF	10101010	Computer Services
10101015	Software	10102030	Computer Hardware
15101010	Telecommunications Equipment	15102015	Telecommunications Services
20101010	Health Care Facilities	20102010	Medical Equipment
20103015	Pharmaceuticals	30101010	Banks
30202000	Diversified Financial Services	30202010	Asset Managers & Custodians
30202015	Investment Services	30204000	Closed End Investments
30302010	Full Line Insurance	30302015	Insurance Brokers
30302025	Property and Casualty Insurance	35101010	Real Estate Holding and Development
35101015	Real Estate Services	35102000	Diversified REITs
35102030	Office REITs	35102045	Retail REITs.
40202015	Household Furnishings	40202020	Household Appliance
40203040	Electronic Entertainment	40204020	Clothing & Accessories
40301010	Entertainment	40301030	Publishing
40301035	Radio & TV Broadcasters	40401010	Diversified Retailers
40401020	Apparel Retailers	40401025	Home Improvement Retailers
40401030	Specialty Retailers	40501010	Airlines
40501015	Travel & Tourism	40501020	Casinos & Gambling
40501025	Hotels & Motels	45101015	Distillers & Vintners
45101020	Soft Drinks	45102010	Farming Fishing Ranching & Plantations
45102020	Food Products	45103010	Tobacco
45201010	Food Retailers & Wholesalers	45201020	Personal Products
50101010	Construction	50101020	Building Roof/Wallboard and Plumbing
50101030	Cement	50101035	Building Materials: Other
50202010	Electrical Components	50203015	Plastics
50203030	Containers & Packaging	50204000	Machinery: Industrial
50204020	Machinery: Construction & Handling	50205010	Industrial Suppliers
50205020	Back Office Support HR & Consulting	50205030	Forms & Bulk Printing Services
50206015	Commercial Vehicles & Parts	50206030	Marine Transportation
50206060	Transportation Services	55101000	Diversified Materials
55101020	Textile Products	55102000	General Mining
55102010	Iron & Steel	55102015	Metal Fabricating
55102035	Aluminum	60101020	Oil Refining and Marketing
65101010	Alternative Electricity	65101015	Conventional Electricity
65102000	Multi-Utilities	65102030	Water

# ATHEXGROUP

Athens Exchange Group

Λεωφ. Αθηνών 110 | 104 42 Αθήνα  
110 Athinon Ave | 104 42 Athens GR  
T +30 210 3366 800  
[www.athexgroup.gr](http://www.athexgroup.gr)