

AxiaNUMBERS
Monthly Statistical Bulletin
Derivatives Market

2025 | August

Derivatives market

DISCLAIMER

Hellenic Exchanges-Athens Exchange S.A. (ATHEX Group) makes all efforts to keep all published information updated and accurate. The information is to be seen as general and it does not constitute in any case, professional, investment, legal or any other advice.

Data processing was affected in accordance with Greek Law 2396/1996 related to the classified registration within DSS and Law 2472/1997 concerning individuals' protection with regard to the processing of personal data.

The bulletin is the property of the company and is protected by Greek and international copyright law.

All rights are reserved. Reproduction, publishing, imitation, modification, copying, sale, transition or distribution in any form or by any means, in whole or in part, without the prior reference in source, is strictly forbidden.

Source: ATHEX Group

*Monthly Statistics Bulletin ΑΞΙΑnumbers - Derivatives Market
Aug-2025*

Any commercial exploitation of these data by third parties is forbidden.

ATHEX Group cannot be held liable to modification of the information provided herein when third parties are involved.

The new categorization is based on the Rule 1011/2012 of the Central European Bank issued on October 17, 2012 and on the Eurostat standard edition "European system of accounts - ESA2010".

Clarifications and further information

Sales & Business Development Div

Tel. +30 210 3366800

e-mail: AthexStats@athexgroup.gr

Διεύθυνση Πωλήσεων & Ανάπτυξης Αγορών

Statistical data processing

Sales & Business Development Div

Διεύθυνση Πωλήσεων & Ανάπτυξης Αγορών

Translation - Layout design

Sales & Business Development Div

Athens Exchange Publications & Reports

Visit the relevant links <http://www.athexgroup.gr/web/guest/statistics-publications>

<http://www.athexgroup.gr/web/guest/reports>

e-mail: AthexStats@athexgroup.gr

Derivatives market

TABLE OF CONTENTS

1. Investors' participation in the Derivatives Market

2. Investors participation in Futures

3. Investors participation in Index Futures

4. Investors participation in Stock Futures

5. Investors participation in Options

6. Investors participation in Index Options

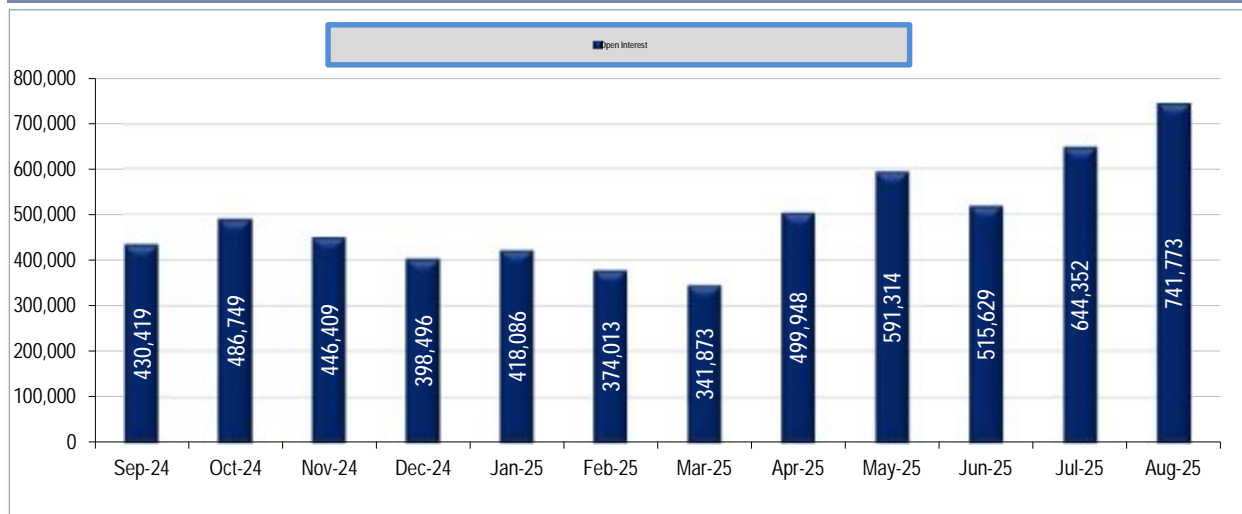
7. Investors participation in Stock Options

8. Notes – Clarifications

Derivatives market

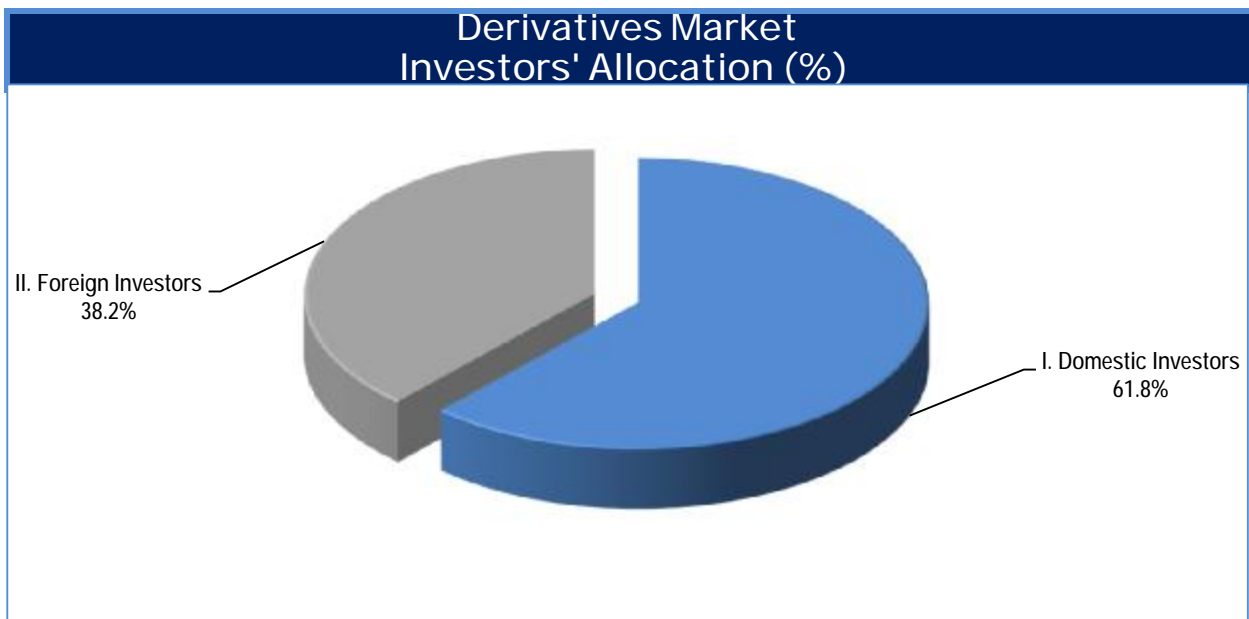
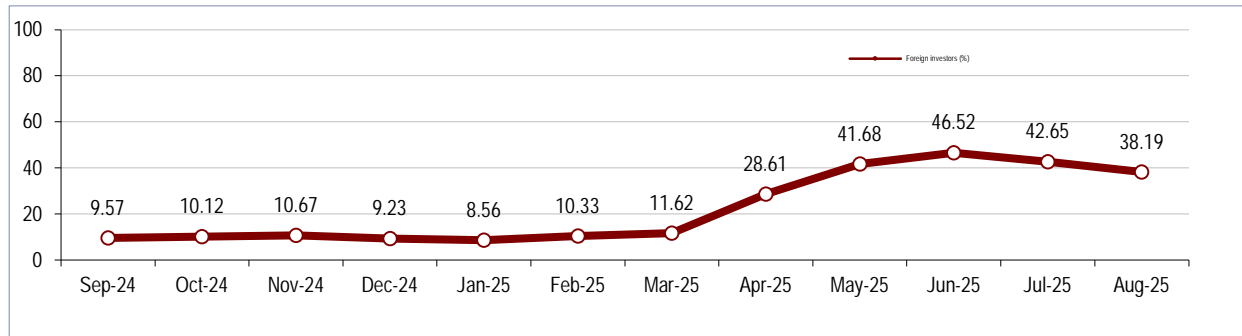
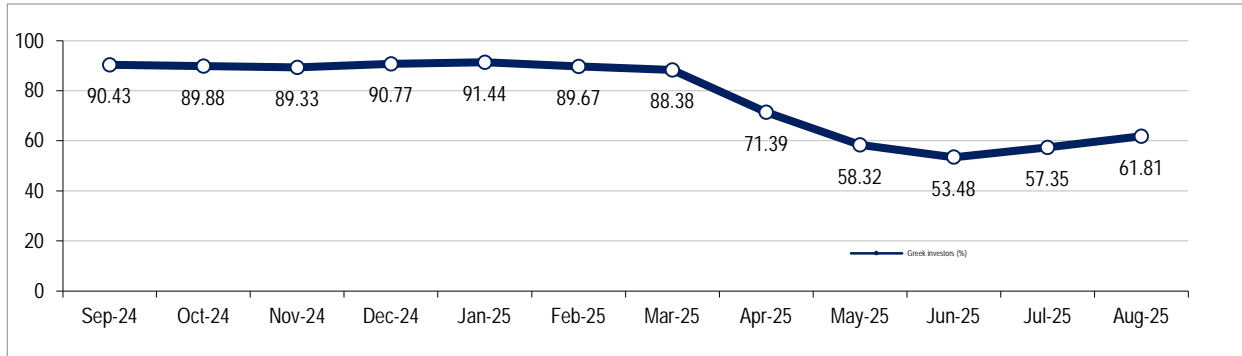
1. Investors' participation in the Derivatives Market

Open Interest	Derivatives Market	
(Data of: 29/08/2025)	Open Interest	
	number	%
I. Domestic Investors	458,458	61.81
Households	350,991	47.32
Insurance Corporations	0	0.00
Pension funds	0	0.00
Money market funds (MMFs)	0	0.00
Non-MMF investment funds	17,464	2.35
Deposit-taking Corporations	4,250	0.57
Other financial intermediaries	75,501	10.18
Non-Profit Institutions serving Households	79	0.01
Non-Financial Corporations	10,173	1.37
Central Governemnt	0	0.00
Social Security Funds	0	0.00
Institutions and bodies of the European Union	0	0.00
II. Foreign Investors	283,315	38.19
Households	11,992	1.62
Deposit-taking Corporations	0	0.00
Other financial intermediaries	46,672	6.29
Non-Financial Corporations	188,352	25.39
Institutions and bodies of the European Union	0	0.00
Non-MMF investment funds	36,299	4.89
Total (I+II+III)	741,773	100.00



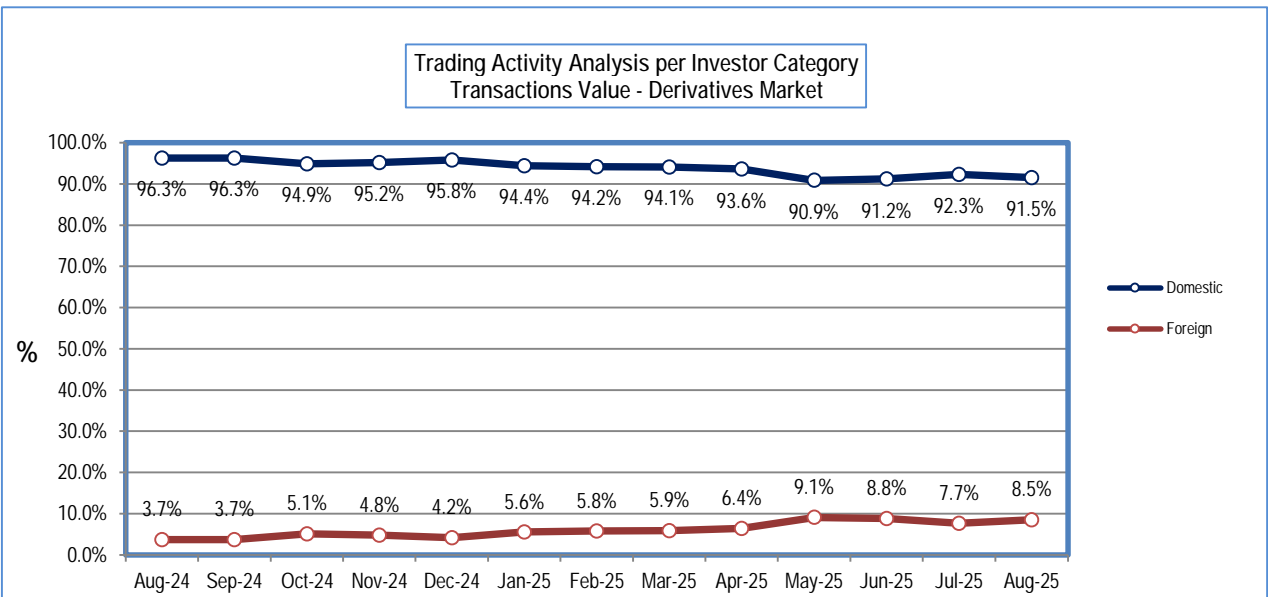
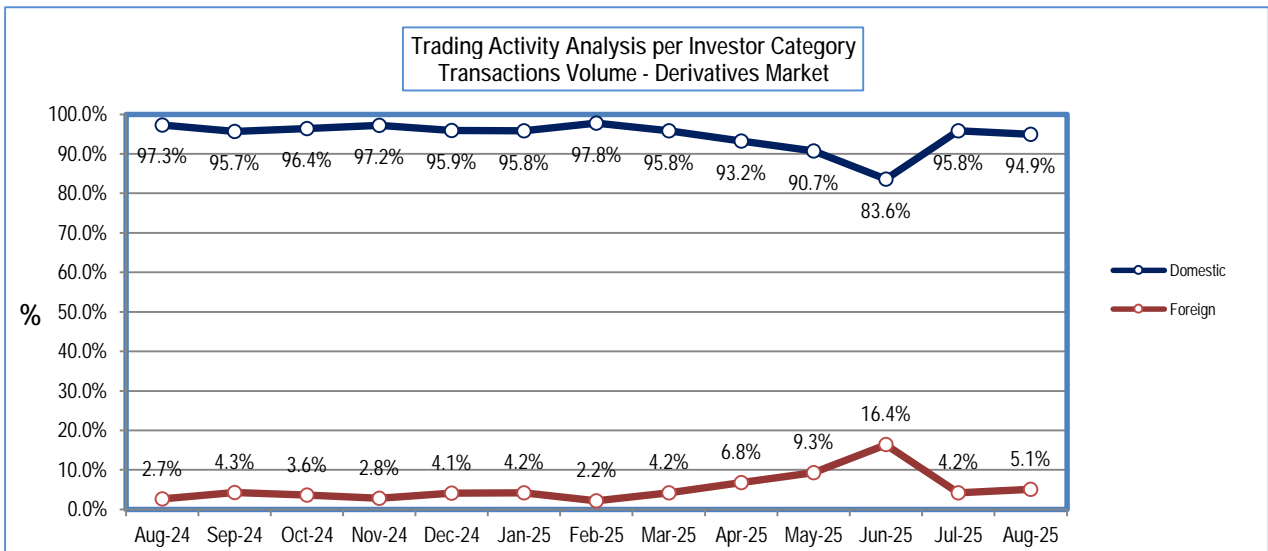
Derivatives market

1. Investors' participation in the Derivatives Market



Derivatives Market

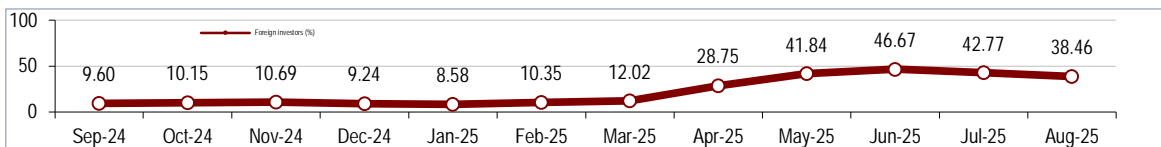
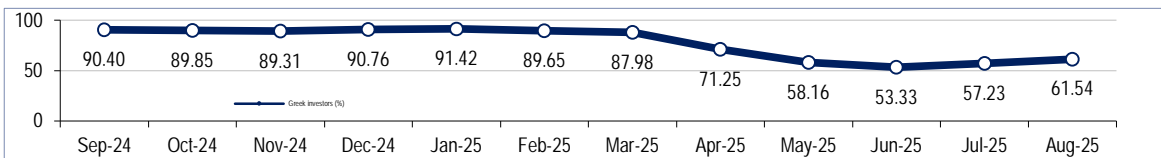
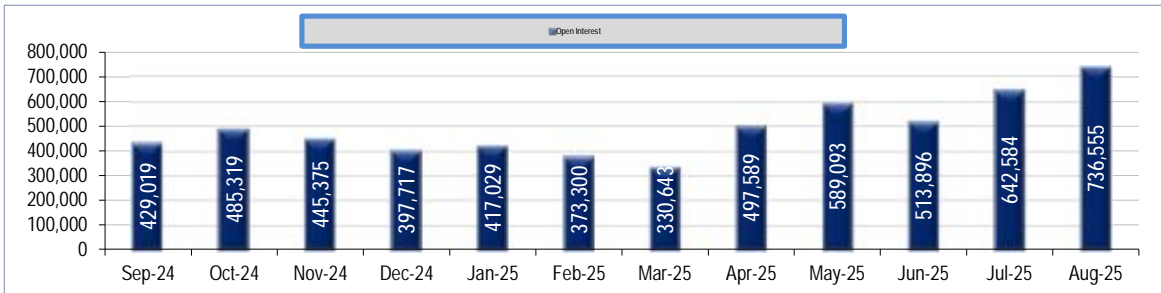
Trading Activity Analysis per Investor Category										
Derivatives Market										
Transactions Volume										
Data	Jan-25	Feb-25	Mar-25	Apr-25	May-25	Jun-25	Jul-25	Aug-25		
Domestic Investors	95.8%	97.8%	95.8%	93.2%	90.7%	83.6%	95.8%	94.9%		
Foreign Investors	4.2%	2.2%	4.2%	6.8%	9.3%	16.4%	4.2%	5.1%		
Transactions Value										
Data	Jan-25	Feb-25	Mar-25	Apr-25	May-25	Jun-25	Jul-25	Aug-25		
Domestic Investors	94.4%	94.2%	94.1%	93.6%	90.9%	91.2%	92.3%	91.5%		
Foreign Investors	5.6%	5.8%	5.9%	6.4%	9.1%	8.8%	7.7%	8.5%		



Derivatives market

2. Investors participation in Futures

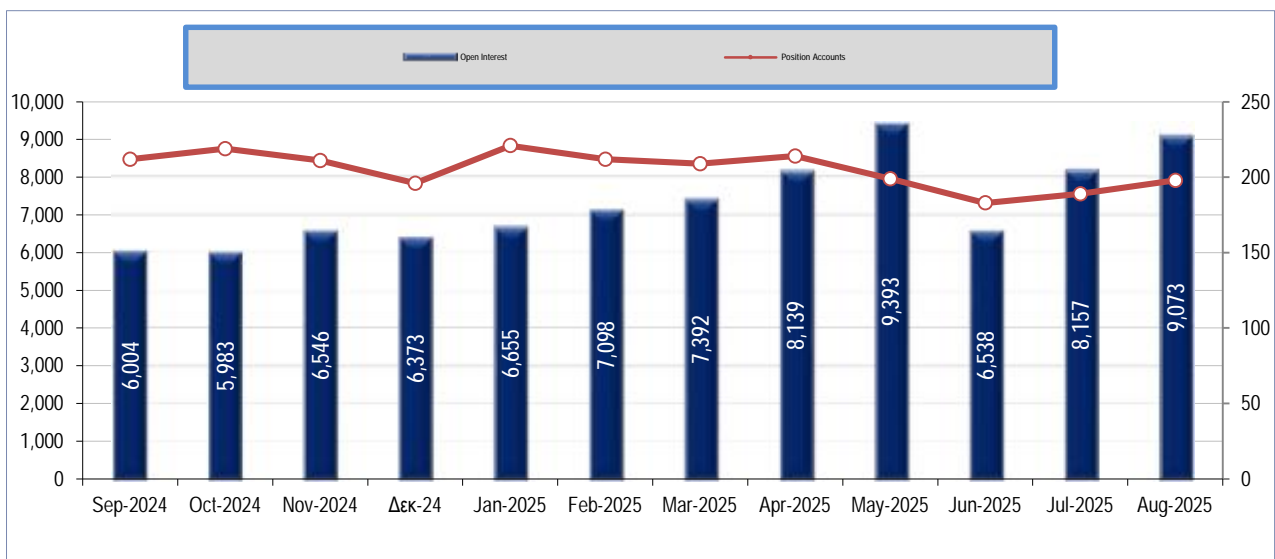
Open Interest	Futures	
	Open Interest	
	number	%
(Data of: 29/08/2025)		
I. Domestic Investors	453,240	61.54
Households	350,577	47.60
Insurance Corporations	0	0.00
Pension funds	0	0.00
Money market funds (MMFs)	0	0.00
Non-MMF investment funds	16,754	2.27
Deposit-taking Corporations	2,506	0.34
Other financial intermediaries	73,159	9.93
Non-Profit Institutions serving Households	79	0.01
Non-Financial Corporations	10,165	1.38
Central Governemnt	0	0.00
Insurance Funds	0	0.00
Social Security Funds	0	0.00
Institutions and bodies of the European Union	0	0.00
II. Foreign Investors	283,315	38.46
Households	11,992	1.63
Deposit-taking Corporations	0	0.00
Other financial intermediaries	46,672	6.34
Non-Financial Corporations	188,352	25.57
Institutions and bodies of the European Union	0	0.00
Non-MMF investment funds	36,299	4.93
III. Other Not Identified	0	0.00
Total (I+II+III)	736,555	100.00



Derivatives market

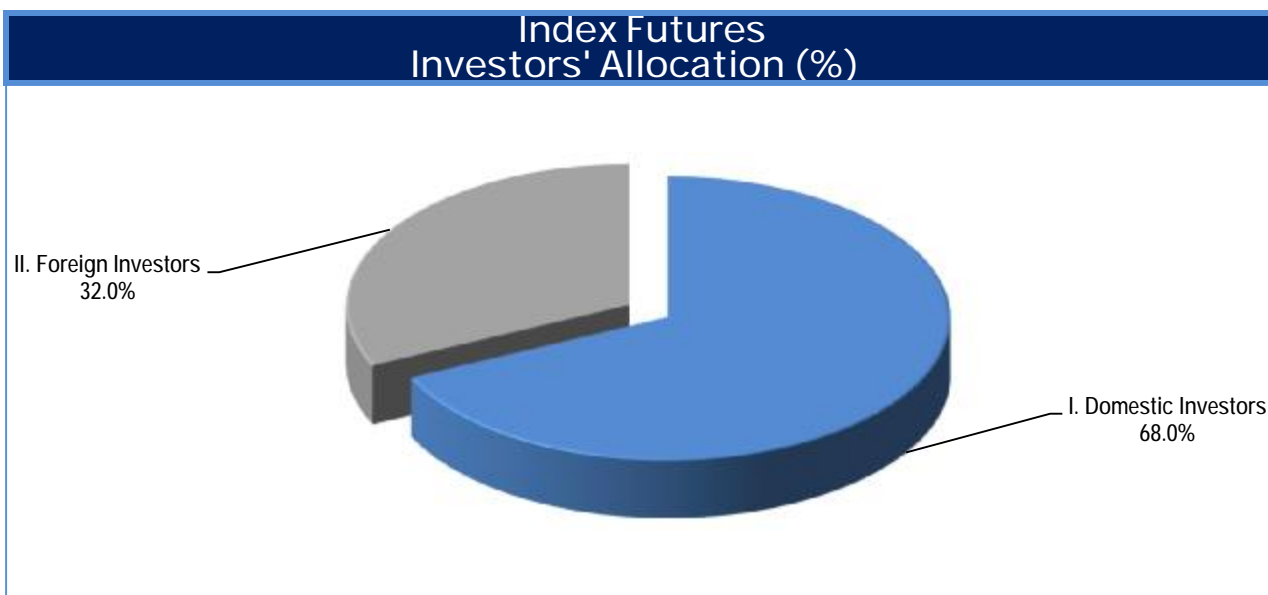
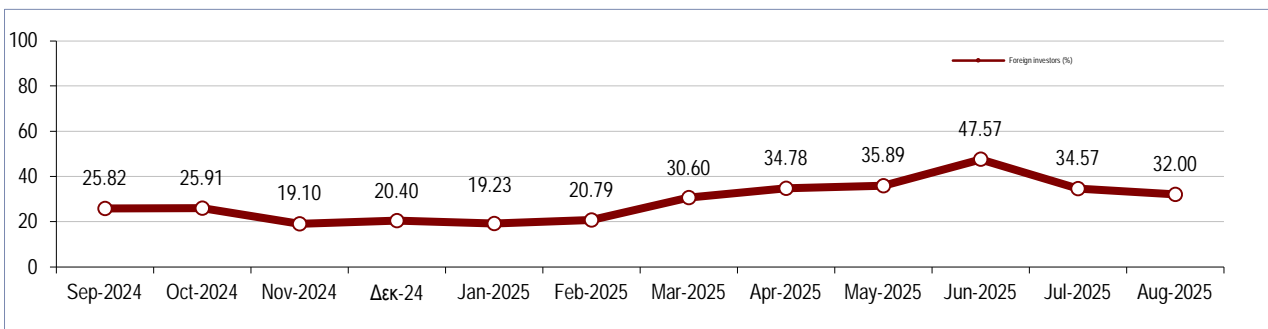
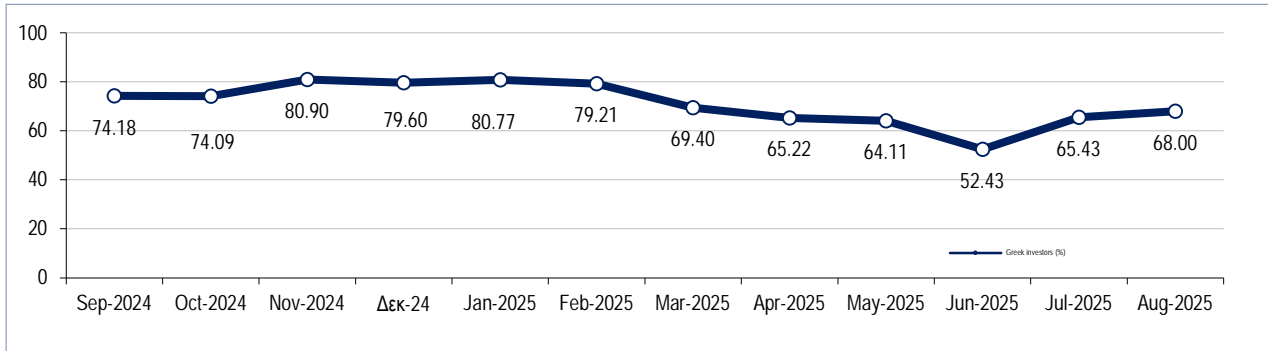
3. Investors participation in Index Futures

Open Interest (Data of: 29/08/2025)	Index Futures			
	Position Accounts		Open Interest	
	<i>number</i>	<i>%</i>	<i>number</i>	<i>%</i>
I. Domestic Investors	195	98.48	6,170	68.00
Households	179	90.40	836	9.21
Insurance Corporations	0	0.00	0	0.00
Pension funds	0	0.00	0	0.00
Money market funds (MMFs)	0	0.00	0	0.00
Non-MMF investment funds	8	4.04	4,997	55.08
Deposit-taking Corporations	0	0.00	0	0.00
Other financial intermediaries	3	1.52	311	3.43
Non-Profit Institutions serving Households	0	0.00	0	0.00
Non-Financial Corporations	5	2.53	0	0.00
Central Governemnt	0	0.00	26	0.29
Insurance Funds	0	0.00	0	0.00
Social Security Funds	0	0.00	0	0.00
Institutions and bodies of the European Union	0	0.00	0	0.00
II. Foreign Investors	3	1.52	2,903	32.00
Households	0	0.00	0	0.00
Deposit-taking Corporations	0	0.00	0	0.00
Other financial intermediaries	1	0.51	819	9.03
Non-Financial Corporations	0	0.00	0	0.00
Institutions and bodies of the European Union	0	0.00	0	0.00
Non-MMF investment funds	2	1.01	2,084	22.97
III. Other Not Identified	0	0.00	0	0.00
Total (I+II+III)	198	100.00	9,073	100.00



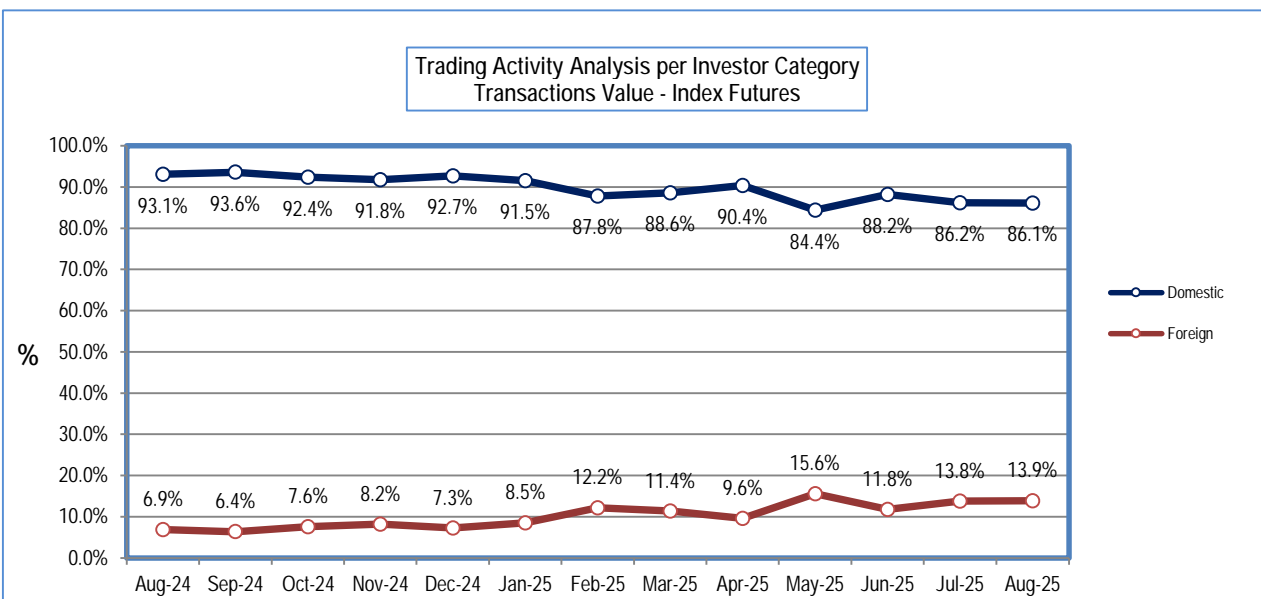
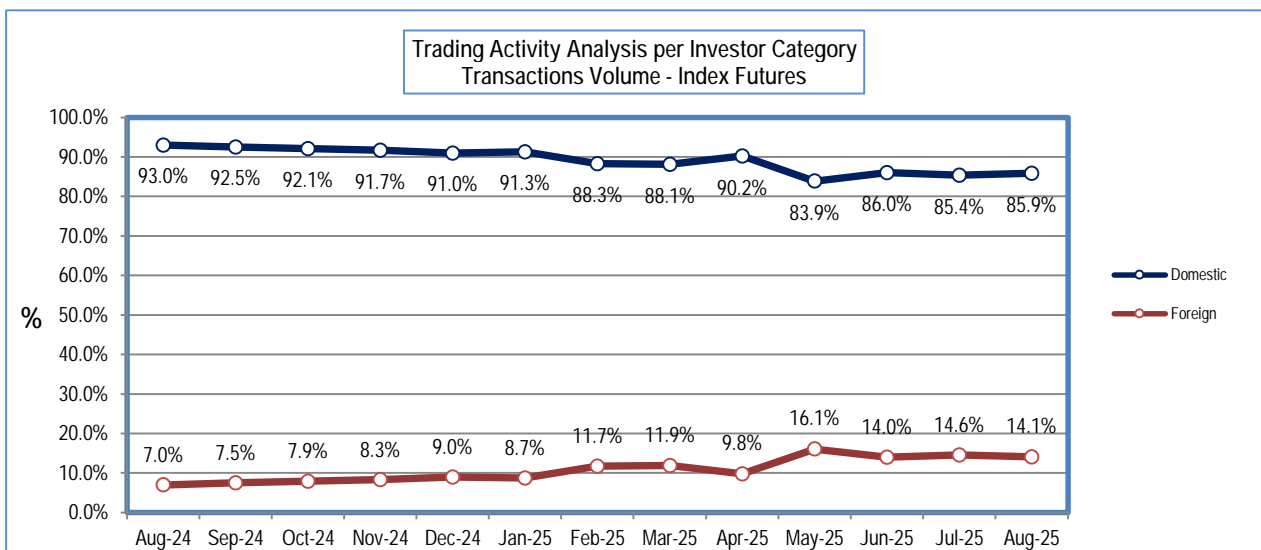
Derivatives market

3. Investors participation in Index Futures



Derivatives Market

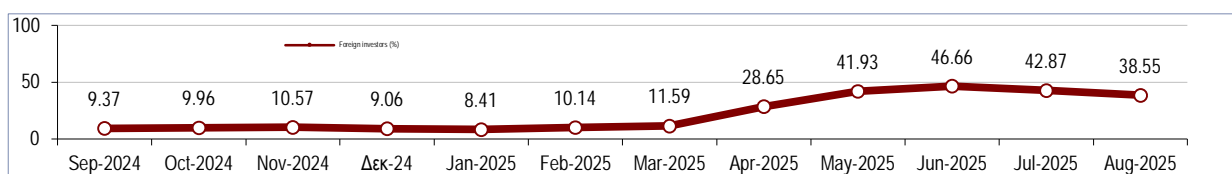
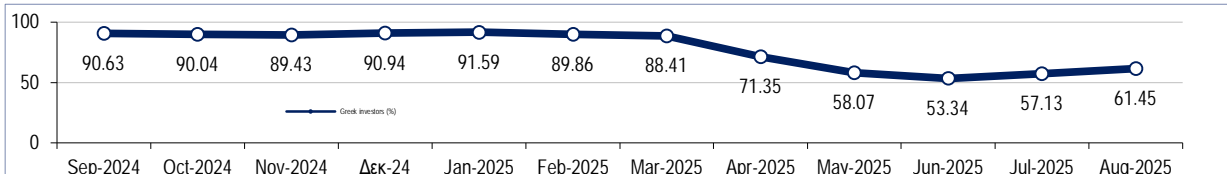
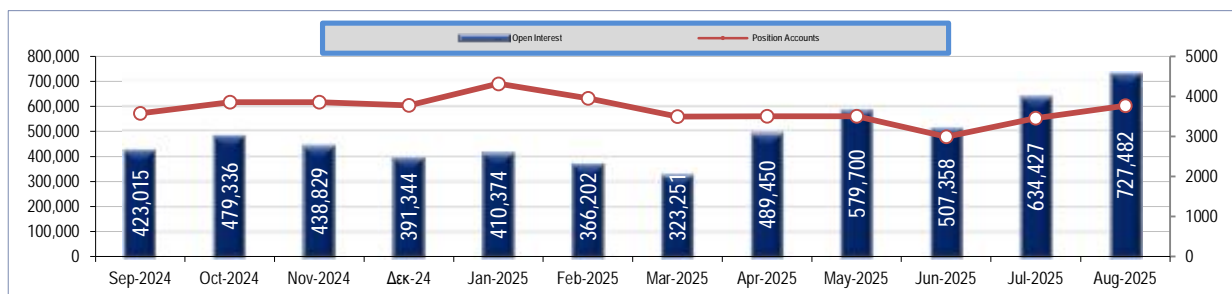
Trading Activity Analysis per Investor Category										
Index Futures										
Transactions Volume										
Data	Jan-25	Feb-25	Mar-25	Apr-25	May-25	Jun-25	Jul-25	Aug-25		
Domestic Investors	91.3%	88.3%	88.1%	90.2%	83.9%	86.0%	85.4%	85.9%		
Foreign Investors	8.7%	11.7%	11.9%	9.8%	16.1%	14.0%	14.6%	14.1%		
Transactions Value										
Data	Jan-25	Feb-25	Mar-25	Apr-25	May-25	Jun-25	Jul-25	Aug-25		
Domestic Investors	91.5%	87.8%	88.6%	90.4%	84.4%	88.2%	86.2%	86.1%		
Foreign Investors	8.5%	12.2%	11.4%	9.6%	15.6%	11.8%	13.8%	13.9%		



Derivatives market

4. Investors participation in Stock Futures

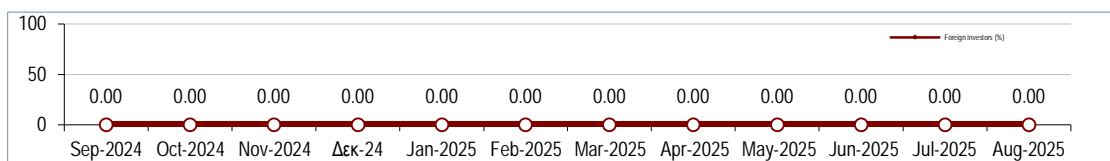

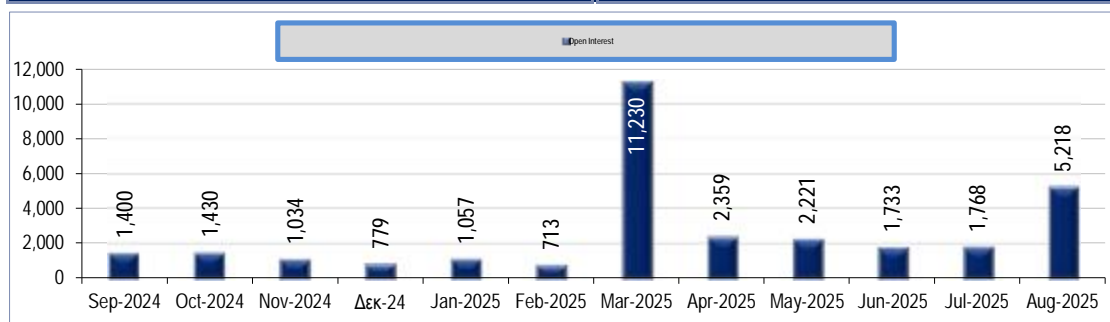
Open Interest	Stock Futures			
	Position Accounts		Open Interest	
	number	%	number	%
(Data of: 29/08/2025)				
I. Domestic Investors	3,698	98.22	447,070	61.45
Households	3,553	94.37	349,741	48.08
Insurance Corporations	0	0.00	0	0.00
Pension funds	0	0.00	0	0.00
Money market funds (MMFs)	0	0.00	0	0.00
Non-MMF investment funds	11	0.29	11,757	1.62
Deposit-taking Corporations	8	0.21	2,506	0.34
Other financial intermediaries	57	1.51	72,848	10.01
Non-Profit Institutions serving Households	3	0.08	79	0.01
Non-Financial Corporations	66	1.75	10,139	1.39
Central Governemnt	0	0.00	0	0.00
Insurance Funds	0	0.00	0	0.00
Social Security Funds	0	0.00	0	0.00
Institutions and bodies of the European Union	0	0.00	0	0.00
II. Foreign Investors	67	1.78	280,412	38.55
Households	28	0.74	11,992	1.65
Deposit-taking Corporations	0	0.00	0	0.00
Other financial intermediaries	10	0.27	45,853	6.30
Non-Financial Corporations	18	0.48	188,352	25.89
Non-MMF investment funds	11	0.29	34,215	4.70
III. Other Not Identified	0	0.00	0	0.00
Total (I+II+III)	3,765	100.00	727,482	100.00



Derivatives market

5. Investors participation in Options

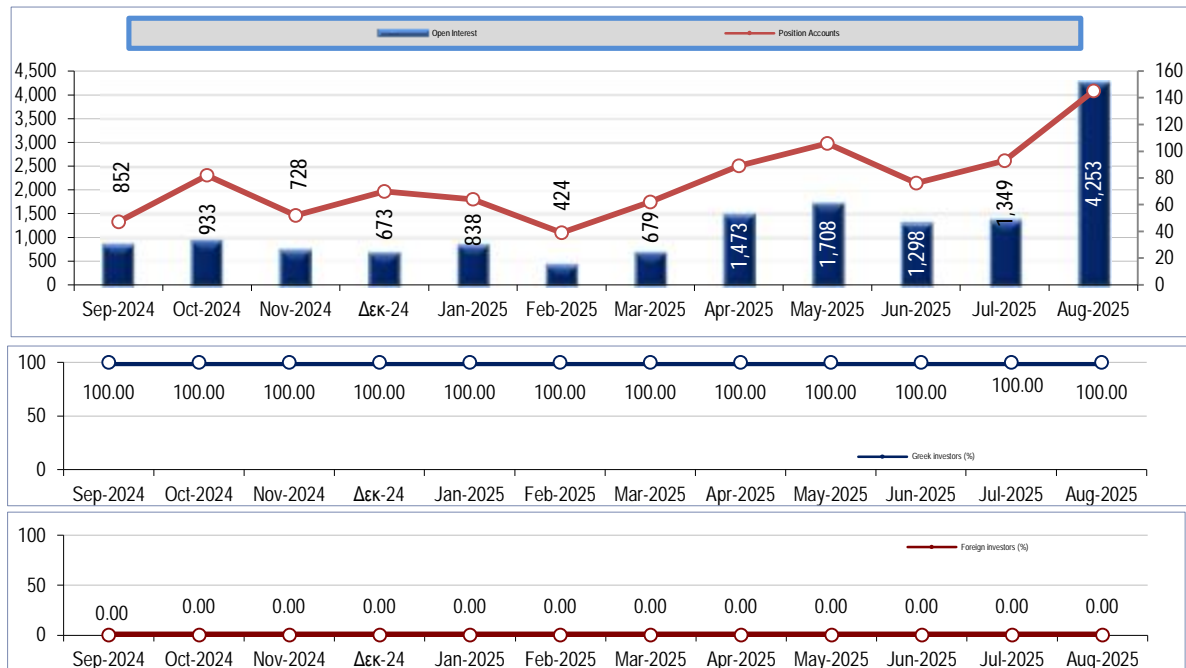
Open Interest	Options	
(Data of: 29/08/2025)	Open Interest	
	number	%
I. Domestic Investors	5,218	100.00
Households	414	7.93
Insurance Corporations	0	0.00
Pension funds	0	0.00
Money market funds (MMFs)	0	0.00
Non-MMF investment funds	710	13.61
Deposit-taking Corporations	1,744	33.42
Other financial intermediaries	2,342	44.88
Non-Profit Institutions serving Households	0	0.00
Non-Financial Corporations	8	0.15
Central Governemnt	0	0.00
Insurance Funds	0	0.00
Social Security Funds	0	0.00
Institutions and bodies of the European Union	0	0.00
II. Foreign Investors	0	0.00
Households	0	0.00
Deposit-taking Corporations	0	0.00
Other financial intermediaries	0	0.00
Non-Financial Corporations	0	0.00
III. Other Not Identified	0	0.00
Total (I+II+III)	5,218	100.00



Derivatives market

6. Investors participation in Index Options

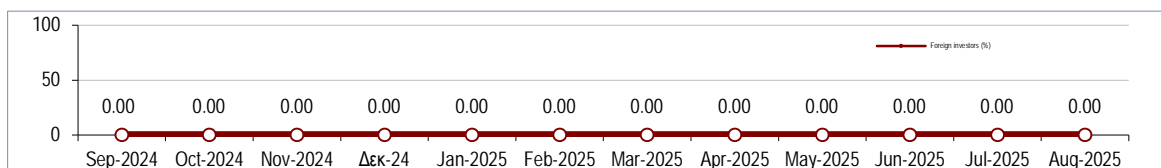
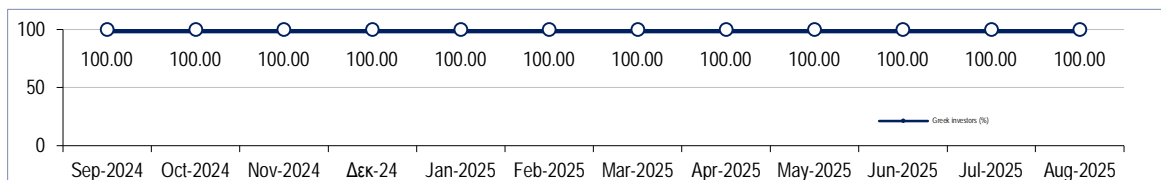
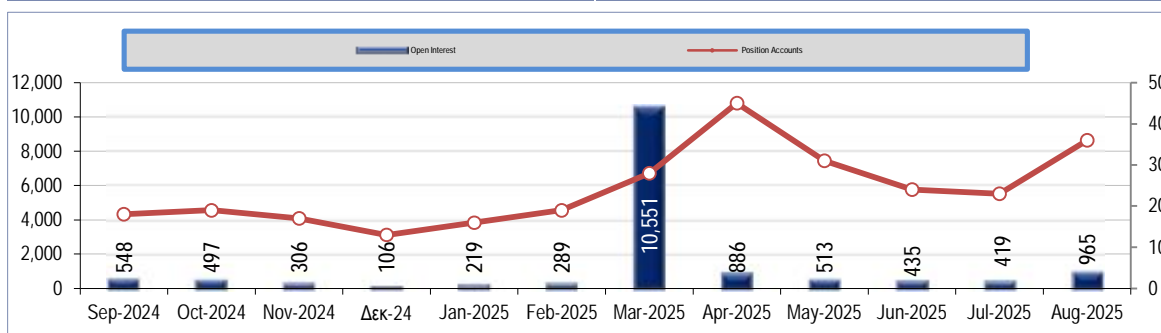
Open Interest	Index Options			
	Position Accounts		Open Interest	
	number	%	number	%
(Data of: 29/08/2025)				
I. Domestic Investors	145	100.00	4,253	100.00
Households	72	49.66	142	3.34
Insurance Corporations	0	0.00	0	0.00
Pension funds	0	0.00	0	0.00
Money market funds (MMFs)	0	0.00	0	0.00
Non-MMF investment funds	17	11.72	710	16.69
Deposit-taking Corporations	20	13.79	1,584	37.24
Other financial intermediaries	35	24.14	1,809	42.53
Non-Profit Institutions serving Households	0	0.00	0	0.00
Non-Financial Corporations	1	0.69	8	0.19
Central Governemnt	0	0.00	0	0.00
Insurance Funds	0	0.00	0	0.00
Social Security Funds	0	0.00	0	0.00
Institutions and bodies of the European Union	0	0.00	0	0.00
II. Foreign Investors	0	0.00	0	0.00
Households	0	0.00	0	0.00
Deposit-taking Corporations	0	0.00	0	0.00
Other financial intermediaries	0	0.00	0	0.00
Non-Financial Corporations	0	0.00	0	0.00
III. Other Not Identified	0	0.00	0	0.00
Total (I+II+III)	145	100.00	4,253	100.00



Derivatives market

7. Investors participation in Stock Options

Open Interest	Stock Options					
	(Data of: 29/08/2025)		Position Accounts		Open Interest	
			number	%	number	%
I. Domestic Investors			36	100.00	965	100.00
Households			10	27.78	272	28.19
Insurance Corporations			0	0.00	0	0.00
Pension funds			0	0.00	0	0.00
Money market funds (MMFs)			0	0.00	0	0.00
Non-MMF investment funds			0	0.00	0	0.00
Deposit-taking Corporations			9	25.00	160	16.58
Other financial intermediaries			17	47.22	533	55.23
Non-Profit Institutions serving Households			0	0.00	0	0.00
Non-Financial Corporations			0	0.00	0	0.00
Central Governemnt			0	0.00	0	0.00
Insurance Funds			0	0.00	0	0.00
Social Security Funds			0	0.00	0	0.00
Institutions and bodies of the European Union			0	0.00	0	0.00
II. Foreign Investors			0	0.00	0	0.00
Households			0	0.00	0	0.00
Deposit-taking Corporations			0	0.00	0	0.00
Other financial intermediaries			0	0.00	0	0.00
Non-Financial Corporations			0	0.00	0	0.00
III. Other Not Identified			0	0.00	0	0.00
Total (I+II+III)			36	100.00	965	100.00



Derivatives market

8. Notes - Clarifications

Investors' Codification

Domestic Investors		
Code	Description	Constituents
S_14	Households	Natural Persons
		Individual Enterprises
		Joint Investors Shares (JISs) or Co-owners Investors Shares
		Other cases
S_128	Insurance Companies	Non-life insurance corporations
		Life and non-life insurance to individual units or groups of units
		Pension & Subsidiary Funds
		Reinsurance to other insurance corporations
		Insurance Brokerage
	Other cases	
S_129	Pension funds	Pension funds
S_123	Money market funds (MMFs)	Mutual Funds
		(Open-ended) investment funds including investment trusts, unit trusts and other collective investment schemes whose shares or units are close substitutes for deposits
		Public investment funds
		Other cases
S_124	Non-MMF investment funds	Open-ended investment funds whose investment fund shares or units are, at the request of the holders, repurchased or redeemed directly or indirectly out of the undertaking's assets
		Closed-ended investment funds with a fixed share capital, where investors entering or leaving the fund must buy or sell existing shares
		Real estate investment funds
		Investment funds investing in other funds ('funds of funds')
		Hedge funds covering a range of collective investment schemes, involving high minimum investments, light regulation, and a range of investment strategies
	Other cases	
S_122	Deposit-taking corporations	Central Bank
		Commercial banks, 'universal' banks, 'all purpose' banks
		Savings banks (including trustee savings banks and savings banks and loan associations) & cooperative banks
		Foreign Credit Institutions' Branches in Greece
		Specialized banks (e.g. merchant banks, issuing houses, private banks)
		Electronic money institutions principally engaged in financial intermediation
		Public Credit Institutions (e.g. Deposit & Loans Fund)
		Other cases
S_125	Other financial intermediaries, except insurance corporations and pension funds	Financial vehicle corporations engaged in securitisation transactions (FVC)
		Security and derivative dealers (ATHEX Members)
		Security and derivative dealers (non ATHEX Members)
		Financial corporations engaged in lending
	Other cases	
S_15	Non-Profit Institutions serving Households	Trade Unions
		Charity Organizations, Church
		Associations
		Other cases
S_11	Non-Financial corporations	National private non-financial corporations
		Public Corporations Mainly Active in Goods Production and Non-Financial Services
		Foreign controlled non-financial corporations
		Other cases
S_1311	Central Government	Entities of Central Government (Ministries)
		Central Government Legal Entities & Public Corporations
		Other cases
S_1313	Local Government Organizations	Local Government Organizations and Related Supervised Bodies
S_1314	Social Security Funds	Social security funds
		Other cases
S_212	Institutions and bodies of the European Union	Institutions and bodies of the European Union
	Other Domestic Investors	Non-Categorized Investors with Registered Office in Greece

Derivatives market

8. Notes - Clarifications

Investors' Codification

Foreign Investors		
Code	Description	Constituents
S_14	Households	Natural Persons
		Individual Enterprises
		Joint Investors Shares (JISs) or Co-owners Investors Shares
		Other cases
S_128	Insurance Companies	Non-life insurance corporations
		Life and non-life insurance to individual units or groups of units
		Pension & Subsidiary Funds
		Reinsurance to other insurance corporations
		Insurance Brokerage
S_129	Pension funds	Pension funds
S_123	Money market funds (MMFs)	Mutual Funds
		(UCITS) Investment funds including investment trusts, unit trusts and other collective investment schemes whose shares or units are close substitutes for deposits
		Public investment funds
		Other cases
S_124	Non-MMF investment funds	Open-ended investment funds whose investment fund shares or units are, at the request of the holders, repurchased or redeemed directly or indirectly out of the undertaking's assets
		Closed-ended investment funds with a fixed share capital, where investors entering or leaving the fund must buy or sell existing shares
		Real estate investment funds
		Investment funds investing in other funds ('funds of funds')
		Hedge funds covering a range of collective investment schemes, involving high minimum investments, light regulation, and a range of investment strategies
S_122	Deposit-taking corporations	Other cases
S_122	Deposit-taking corporations	Central Bank
		Commercial banks, 'universal' banks, 'all purpose' banks
		Savings banks (including trustee savings banks and savings banks and loan associations) & cooperative banks
		Foreign Credit Institutions' Branches in Greece
		Specialized banks (e.g. merchant banks, issuing houses, private banks)
		Electronic money institutions principally engaged in financial intermediation
		Public Credit Institutions (e.g. Deposit & Loans Fund)
		Other cases
S_125	Other financial intermediaries, except insurance corporations and pension funds	Financial vehicle corporations engaged in securitisation transactions (FVC)
		Security and derivative dealers (ATHEX Members)
		Security and derivative dealers (non ATHEX Members)
		Financial corporations engaged in lending
S_15	Non-Profit Institutions serving Households	Other cases
S_15	Non-Profit Institutions serving Households	Trade Unions
		Charity Organizations, Church
		Associations
		Other cases
S_11	Non-Financial corporations	National private non-financial corporations
		Public Corporations Mainly Active in Goods Production and Non-Financial Services
		Foreign controlled non-financial corporations
		Other cases
S_1311	Central Government	Entities of Central Government (Ministries)
		Central Government Legal Entities & Public Corporations
		Other cases
S_1313	Local Government Organizations	Local Government Organizations and Related Supervised Bodies
S_1314	Social Security Funds	Social security funds
		Other cases
S_212	Institutions and bodies of the European Union	Institutions and bodies of the European Union
S_22	Non-member countries and international organizations non-resident of EU	Non-member countries and international organizations non-resident of EU
		Other Foreign Investors
Other Not Identified		
	Other Not Identified	Investors with non-registered Office
		Joint Holders with Greek and Foreign Members

ATHEXGROUP

Athens Exchange Group

Λεωφ. Αθηνών 110 | 104 42 Αθήνα
110 Athinon Ave | 104 42 Athens GR
T +30 210 3366 800
www.athexgroup.gr