

25

Ημερήσιο Δελτίο
Συναλλακτικής Δραστηριότητας

Daily Official List
of Trading Activity



Disclaimer:

Hellenic Exchanges-Athens Stock Exchange S.A endeavours to ensure that the data and other material ("Information") presented on the Daily Official List are accurate and complete, but it is not liable for any errors or omissions of data or /and for the accuracy, credibility, updating and completeness of the aforesaid information nor it has any liability arising directly or indirectly from the use of the above Information.

The Company is not liable for the accuracy of the data included in listed companies' announcements. Only the sender of such an announcement is fully and solely liable for any infringement of third party's rights from the content of such announcement, All contents of the Daily Official List are provided only for information purposes and do not constitute investment advice or solicitation to invest in securities or other products listed for trading on the Exchange.

You acknowledge and agree that the Company is the owner of any property rights related to any Information appearing on the Daily Official List including intellectual property rights copyright, trademarks, etc.

The above data are a property of the Hellenic Exchanges-Athens Exchange and are copyright protected. Users are forbidden to reproduce, modify, copy, sale, transmit or redistribute, by all reproduction means and methods, part or the whole of the above data, without reference to their source.

The commercial exploitation of these data is, also, forbidden by third parties. Hellenic Exchanges-Athens Exchange does not carry any responsibility, direct or indirect, derived from usage or accidental alteration of the above data when used by third parties.

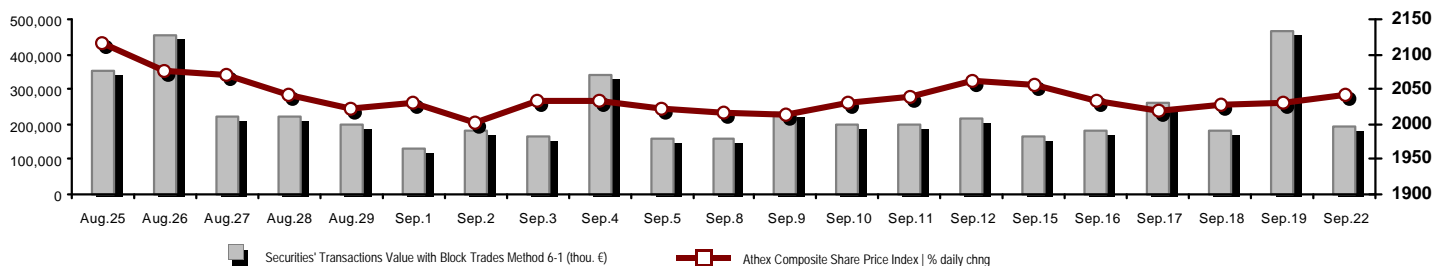
Hellenic Exchanges – Athens Stock Exchange S.A.

110 Athinon Ave.,10442 Athens, Tel: (210) 33.66.800, Fax: (210) 32.13.938

www.athexgroup.gr

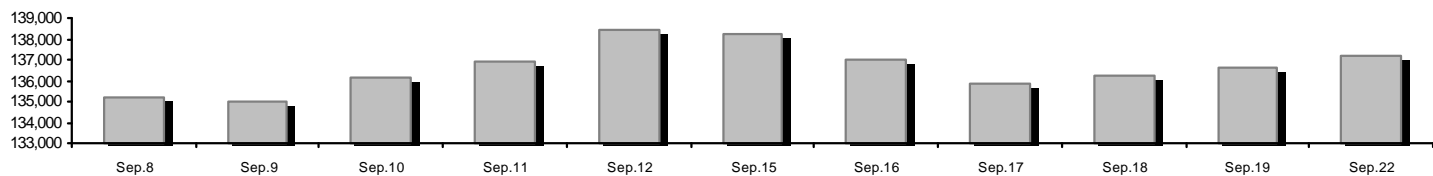
Summary of Markets

Athex Composite Share Price Index vs Shares and Derivatives Transactions Value

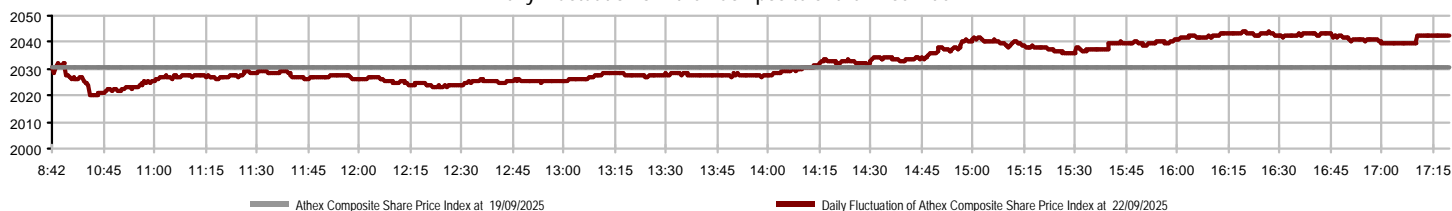


Athex Capitalisation (mill. €) **: 137,226.50	Derivatives Total Open Interest: 725,138
Daily change: mill. € %: 595.15 0.44%	in Index Futures % daily chng: 7,113 -27.17%
Yearly Avg Capitalisation: mill. € % chng prev year Avg: 122,735.57 24.37%	in Stock Futures % daily chng: 714,902 -17.52%
Athex Composite Share Price Index % daily chng: 2,042.63 0.60%	in Index Options % daily chng: 2,448 -57.44%
Athex Composite Share Price Index Capitalisation (mill. €): 127,148.50	in Stock Options % daily chng: 675 -58.23%
Daily change (mill. €): 606.95	
Securities' Transactions Value with Block Trades Method 6-1 (thou. €): 192,477.44	Derivatives Contracts Volume: 36,424
Daily change: %: -271,811.87 -58.54%	Daily change: pieces %: -33,086 -47.60%
YtD Avg Trans. Value: thou. € % chng prev year Avg: 206,552.05 50.35%	YtD Avg Derivatives Contracts % chng prev year Avg: 51,300 37.86%
Blocks Transactions Value of Method 6-1 (thou. €): 20,379.43	Derivatives Trades Number: 1,774
Blocks Transactions Value of Method 6-2 & 6-3 (thou. €): 205.49	Daily change: number %: -1,107 -38.42%
Bonds Transactions Value (thou.€): 3,311.43	YtD Avg Trades number % chng prev year Avg: 2,250 23.48%
Securities' Transactions Volume with Block Trades Method 6-1 (thou. Pieces): 35,241.78	Lending Total Open Interest: 444,178
Daily change: thou. pieces %: -32,128.85 -47.69%	Daily change: pieces %: -17,295 -3.75%
YtD Avg Volume: % chng prev year Avg: 41,919.39 44.09%	Lending Volume (Multilateral/Bilateral): 204,113
Blocks Transactions Volume of Method 6-1 (thou. Pieces): 3,189.63	Daily change: pieces %: 183,408
Blocks Transactions Volume of Method 6-2 & 6-3 (thou. Pieces): 25.39	Multilateral Lending: 195,484
Bonds Transactions Volume: 3,312,000	Bilateral Lending: 8,629
Securities' Trades Number with Block Trades Method 6-1: 46,822	Lending Trades Number: 26
Daily change: number %: -6,510 -12.21%	Daily change: %: 15
YtD Avg Trades number % chng prev year Avg: 48,776 34.66%	Multilateral Lending Trades Number: 25
Number of Blocks Method 6-1: 20	Bilateral Lending Trades Number: 1
Number of Blocks Method 6-2 & 6-3: 2	
Number of Bonds Transactions: 392	

Athex Capitalisation (mill. €) **



Daily Fluctuation of Athex Composite Share Price Index



Athex Indices

Index name	22/09/2025	19/09/2025	pts.	%	Min	Max	Year min	Year max	Year change
Athex Composite Share Price Index	2,042.63 #	2,030.46	12.17	0.60%	2,020.00	2,043.87	1,455.08	2,135.29	38.99% #
Athex Composite Index Total Return Index	3,995.89 #	3,968.34	27.55	0.69%	3,951.61	3,998.31	2,755.49	4,172.25	43.77% #
Athex ESG Index	2,401.61 #	2,386.24	15.37	0.64%	2,374.10	2,403.41	1,676.07	2,516.67	43.12% #
ATHEX Small Cap Price Index	2,332.48 €	2,335.31	-2.83	-0.12%	2,320.28	2,337.13	1,985.84	2,398.59	--- -
ATHEX Alternative Market Price Index	17,980.83 #	17,963.75	17.08	0.10%	17,803.49	17,990.96	13,631.97	19,447.43	19.10% #
FTSE/Athex Large Cap	5,144.33 #	5,112.64	31.69	0.62%	5,084.42	5,147.74	3,550.72	5,382.99	44.08% #
FTSE/Athex Mid Cap Index	2,919.50 #	2,892.78	26.72	0.92%	2,879.70	2,924.77	2,262.76	3,029.36	25.09% #
FTSE/ATHEX High Dividend Yield Index	5,056.76 €	5,078.92	-22.16	-0.44%	5,050.37	5,080.05	3,928.87	5,211.39	25.77% #
FTSE/Athex Market Index	1,213.05 #	1,204.83	8.22	0.68%	1,198.64	1,213.63	850.04	1,273.00	42.52% #
FTSE/Athex Banks	2,224.09 #	2,185.75	38.34	1.75%	2,169.89	2,225.03	1,278.63	2,364.56	72.94% #
FTSE/ATHEX TECHNOLOGY & TELECOMMUNICAT	6,491.88 €	6,531.34	-39.46	-0.60%	6,482.40	6,541.78	5,244.36	6,689.27	14.51% #
FTSE/ATHEX FINANCIAL SERVICES	10,409.14 #	10,232.32	176.82	1.73%	10,158.85	10,413.79	6,002.57	11,062.09	72.49% #
FTSE/ATHEX REAL ESTATE	5,528.90 #	5,482.03	46.87	0.85%	5,462.62	5,528.90	4,359.91	5,560.52	13.31% #
FTSE/ATHEX CONSUMER DISCRETIONARY	6,362.30 €	6,367.88	-5.58	-0.09%	6,281.55	6,378.53	4,770.42	6,429.79	26.36% #
FTSE/ATHEX CONSUMER STAPLES	8,254.27 €	8,282.44	-28.17	-0.34%	8,236.87	8,345.60	6,653.46	9,184.21	23.40% #
FTSE/ATHEX INDUSTRIALS	8,311.67 €	8,337.26	-25.59	-0.31%	8,283.81	8,352.07	6,534.30	8,557.74	16.13% #
FTSE/ATHEX BASIC MATERIALS	6,851.26 #	6,806.81	44.45	0.65%	6,719.46	6,867.11	4,549.74	6,867.11	36.55% #
FTSE/ATHEX ENERGY & UTILITIES	6,465.42 €	6,488.03	-22.61	-0.35%	6,458.75	6,503.30	4,945.68	6,917.59	29.85% #
Athex All Share Index	459.19 #	457.20	1.99	0.44%	459.19	459.19	340.27	474.06	35.27% #
Hellenic Mid & Small Cap Index	2,672.75 #	2,668.59	4.16	0.16%	2,656.25	2,679.29	2,005.36	2,736.27	26.26% #
FTSE/Athex Large Cap Total Return	9,139.79 #	9,083.49	56.30	0.62%			6,199.42	9,511.36	48.73% #
FTSE/Athex Mid Cap Total Return	4,120.58 #	4,082.87	37.71	0.92%			3,153.97	4,246.28	28.86% #
MSCI GREECE REBASED	8,480.32 #	8,364.97	115.35	1.38%	8,326.53	8,481.83	5,512.03	8,975.75	52.48% #
Hellenic Corporate Bond Index	143.60 €	143.66	-0.06	-0.04%			138.48	143.66	3.26% #
Hellenic Corporate Bond Price Index	94.43 €	94.48	-0.05	-0.05%			93.11	94.58	0.54% #

Note 1: FTSE/Med 100, Hellenic Corporate Bond Price Index and Hellenic Corporate Bond Index closing prices refer to the previous trading day of 18/09/2025.

Note 2: The Hellenic Mid & Small Cap Index is a Customized index calculated by the Athens Exchange.

Analytic Figures for Athex Market's Boards and Categories

	Total Traded Securities	Main Market	Surveillance	Exchange Traded Funds (ETFs)
Totals	125	123	1	1
Gain / Lose / Same:	50 / 50 / 25	49 / 49 / 25	0 / 1 / 0	1 / 0 / 0
Athex Capitalisation (mill. €) **	137,226.50	137,223.10	3.39	
Daily Average Trans/ons Value(thou.€)	206,552.05	206,504.99	20.52	318.20
Transactions Value	192,479.94	192,304.71	2.85	172.38
Main Board:	172,098.01	171,922.78	2.85	172.38
Blocks Board 6_2_3:	20,381.93	20,381.93	0.00	0.00
Forced Sales Board:	0.00	0.00	0.00	0.00
Special Terms Board:	0.00	0.00	0.00	0.00
Daily Average Transactions Volume	41,919,389	41,891,868	68,495	7,231
Transactions Volume	35,242,166	35,230,154	8,640	3,372
Main Board:	32,052,144	32,040,132	8,640	3,372
Blocks Board 6_2_3:	3,190,022	3,190,022	0	0
Forced Sales Board:	0	0	0	0
Special Terms Board:	0	0	0	0
Daily Average Number of Trades	48,776	48,617	34	127
Number of Trades	46,823	46,740	5	78
Main Board:	46,802	46,719	5	78
Blocks Board 6_2_3:	21	21	0	0
Forced Sales Board:	0	0	0	0
Special Terms Board:	0	0	0	0

Trading Details by Athex Sectors and Financial Instruments (ETFs)

Code	Sectors	Gain / Lose / Same	Number of Trades	Transactions Volume	Transactions Value	% of Total Trans. Value
3010	- Banks	5 / 2 / 1	22,471	23,310,516	127,610,850.81	66.30%
5510	- Basic Resources	8 / 3 / 2	1,628	556,016	2,729,475.41	1.42%
5010	- Construction & Materials	5 / 6 / 1	3,187	1,056,883	7,041,891.50	3.66%
4020	- Consumer Products & Services	1 / 2 / 1	148	81,976	46,159.29	0.02%
6010	- Energy	1 / 3 / 0	1,469	246,932	3,033,264.34	1.58%
12000	- Financial Instruments	1 / 0 / 0	78	3,372	172,375.23	0.09%
3020	- Financial Services	0 / 2 / 3	376	94,777	623,326.81	0.32%
4510	- Food Beverage & Tobacco	1 / 1 / 3	464	57,541	1,218,529.47	0.63%
2010	- Health Care	0 / 2 / 1	217	323,357	324,516.09	0.17%
5020	- Industrial Goods & Services	7 / 8 / 3	2,491	775,344	5,395,104.86	2.80%
3030	- Insurance	1 / 0 / 0	93	31,669	158,433.51	0.08%
4030	- Media	1 / 2 / 0	371	119,203	603,248.95	0.31%
4520	- Personal Care, Drug & Grocery Stores	0 / 2 / 0	360	34,906	426,664.98	0.22%
3510	- Real Estate	5 / 3 / 5	1,660	772,684	3,243,437.25	1.69%
4040	- Retail	5 / 2 / 2	1,732	269,679	2,731,066.76	1.42%
1010	- Technology	2 / 8 / 1	1,736	785,603	2,311,040.27	1.20%
1510	- Telecommunications	2 / 0 / 0	990	241,596	4,034,760.33	2.10%
4050	- Travel & Leisure	2 / 3 / 1	3,179	5,631,195	13,143,209.71	6.83%
6510	- Utilities	3 / 1 / 1	4,173	848,917	17,632,579.51	9.16%

Top 10 best & worst performing Shares

Main Market

With positive Price change	Closing price	change	With negative Price change	Closing price	change
EVROPI HOLDINGS S.A. (CR)	2.14	7.00% #	MINERVA KNITWEAR (CR)	0.616	-6.67% €
INTRALOT (CR)	1.286	6.63% #	PROODEFTIKH SA (CR)	0.54	-3.57% €
QUALITY & RELIABILITY SA (CR)	1.428	4.23% #	CRETE PLASTICS SA (CR)	15.5	-3.13% €
FRIGOGLOSS SA (CR)	0.53	3.92% #	LAVIPHARM SA (CR)	0.82	-2.96% €
PIRAEUS FINANCIAL HOLD (CR)	7.1	2.78% #	OPTIMA BANK (CR)	8.1	-2.17% €
NATIONAL BANK (CR)	12	2.52% #	INTRACOM HOLDINGS (CR)	3.435	-2.14% €
P.P.A. S.A. (CR)	43.65	2.35% #	PERFORMANCE TECHNOLOGIES (CR)	6.38	-2.00% €
ALPHA BANK (CR)	3.435	2.17% #	PROFILE SA (CR)	7.2	-1.91% €
ADMIE (IPTO) HOLDING S.A. (CR)	3.33	1.99% #	IKTINOS HELLAS SA (CR)	0.4785	-1.85% €
ELLAKTOR (CR)	1.43	1.85% #	MOTOR OIL (CR)	25.7	-1.83% €
With the highest Transactions Value	Value (thou. €)	change	With the highest Transactions Volume	Volume	change
NATIONAL BANK (CR)	42,776.96	2.52% #	EUROBANK HOLDINGS (CR)	7,870,930	1.38% #
PIRAEUS FINANCIAL HOLD (CR)	28,490.29	2.78% #	ALPHA BANK (CR)	5,333,135	2.17% #
EUROBANK HOLDINGS (CR)	25,876.36	1.38% #	INTRALOT (CR)	5,235,180	6.63% #
ALPHA BANK (CR)	18,192.21	2.17% #	PIRAEUS FINANCIAL HOLD (CR)	4,062,879	2.78% #
METLEN PLC (CR)	11,568.16	-0.89% €	NATIONAL BANK (CR)	3,597,485	2.52% #
BANK OF CYPRUS (CR)	7,126.45	-1.82% €	CrediaBank (CR)	1,065,616	0.00% -
INTRALOT (CR)	6,557.59	6.63% #	BANK OF CYPRUS (CR)	952,666	-1.82% €
PPC (CR)	5,145.29	1.21% #	OPTIMA BANK (CR)	426,248	-2.17% €
OPAP (CR)	5,035.41	-1.19% €	QUALITY & RELIABILITY SA (CR)	424,999	4.23% #
OTE (CR)	4,023.02	0.24% #	PPC (CR)	364,321	1.21% #

Note: Stocks that are not included in the "Under Supervision" category, and the transactions value is more than 10,000 €.

Derivatives Summary

	Number of Trades	Volume	Open Interest
Index Futures	148	526	7,113
FTSE/Athex Banks	0	0	1,937
FTSE/Athex Large Cap	148	526	5,176
MSCI GREECE REBASED	0	0	0
Stock Futures	1,598	35,445	714,902
ADMIE (IPTO) HOLDING S.A. (CR)	7	12	12,404
AEGEAN AIRLINES (CR)	38	129	3,774
AKTOR S.A. HOLDING CO. (CR)	19	59	74,944
ALPHA BANK (CR)	130	1,519	52,270
ATHENS INTL AIRPORT (CR)	1	1	147
AUTOHELLAS SA (CR)	0	0	452
AVAX S.A. (CR)	132	144	1,623
BANK OF CYPRUS (CR)	19	71	2,034
CC HBC AG (CR)	7	11	164
CENERGY HOLDINGS (CB)	36	323	7,360
CrediaBank (CR)	91	1,392	5,699
ELLAKTOR (CR)	12	112	5,329
ELVALHALCOR (CR)	36	133	2,583
EUROBANK HOLDINGS (CR)	103	1,445	29,240
EYDAP S.A. (CR)	3	15	8,931
FOURLIS (CR)	7	10	1,342
GEK TERNA (CR)	3	8	10,257
HELLENIC EXCHANGES-A.S.E. (CR)	7	37	2,291
HELLENiQ ENERGY (CR)	7	118	4,310
INTRACOM HOLDINGS (CR)	58	530	12,320
INTRALOT (CR)	203	25,043	377,791
JUMBO SA (CR)	2	10	260
LAMDA DEVELOPMENT SA (CR)	45	259	10,729
METLEN PLC (CR)	76	265	3,021
MIG (CR)	0	0	202
MOTOR OIL (CR)	1	1	2,530
NATIONAL BANK (CR)	96	416	15,262
OPAP (CR)	15	68	2,174
OPTIMA BANK (CR)	24	104	180
OTE (CR)	16	89	1,739
P.P.A. S.A. (CR)	1	2	74
PIRAEUS FINANCIAL HOLD (CR)	254	2,246	34,535
PPC (CR)	28	237	22,172
QUEST HOLDINGS (CR)	1	1	231
TITAN (CB)	14	70	1,313
VIOHALCO SA/NV (CB)	106	565	5,215
Index Options	20	373	2,448
FTSE/Athex Large Cap	20	373	2,448
Stock Options	8	80	675
ALPHA BANK (CR)	0	0	0
NATIONAL BANK (CR)	0	0	163
OPAP (CR)	1	15	302
OTE (CR)	1	15	90
PIRAEUS FINANCIAL HOLD (CR)	0	0	0
PPC (CR)	6	50	120
Total Derivatives Traded	1,774	36,424	725,138

Number of Outstanding Securities	Nominal Value	Dividends [1] 2022 2023 2024	Date of Last Coupon Dividend [2] Right	Note	Shares	Closing price	% change	Previous closing price/date	Open price	Price min	Price max	Last price	Avg price	Last Bid [7]	Last Ask [7]	P/E after tax	Year	Volume	Trades	Transactions Value[8]	Company Mkt Value (thou. €)	Year low	Year high	Sector[4]
14,000,000	1.95	0.26 0.26 0.5	24/06/2025 26/03/2024	---	ALPHA REAL ESTATE (CR)	7.22	-0.82 €	7.28 19/09/2025	7.3	7.14	7.3	7.22	7.205	680@7.20	108@7.22	---	---	3,678	50	26,500.90	101,080.00	6.16	7.7	35101015
244,737,498	0.500	0.03 0.02 0.03	02/04/2025 28/12/2023	---	TRASTOR REAL EST. INV. CO.(CR)	1.3	---	1.3 19/09/2025	1.3	1.29	1.3	1.29	1.299	30@1.29	100@1.31	---	---	570	6	740.30	318,158.75	1.09	1.41	35102000
15,300,000	0.300	---	30/07/2009 13/12/1999	---	ATTICA PUBLICATIONS SA (CR)	1.72	-5.49 €	1.82 19/09/2025	1.85	1.71	1.85	1.72	1.74	94@1.72	150@1.75	---	---	2,090	18	3,636.73	26,316.00	0.416	1.96	40301030
18,810,000	0.400	---	21/10/2024 14/11/2007	---	VARVERIS - MODA BAGNO SA (CR)	5.44	0.74 #	5.4 19/09/2025	5.3	5.3	5.44	5.44	5.351	265@5.24	345@5.44	---	---	2,050	10	10,969.80	102,326.40	3.3	5.54	40401025
15,000,000	0.300	---	06/07/2007 18/07/2000	---	DAIOS PLASTICS SA (CR)	7.75	1.31 #	7.65 19/09/2025	7.65	7.55	7.85	7.8	7.702	50@7.50	100@8.00	---	---	3,160	39	24,337.25	116,250.00	3.28	9.25	50203015
86,735,980	0.310	---	22/07/2024 07/09/2023	---	ATHENS MEDICAL CENTER SA (CR)	2.2	---	2.2 19/09/2025	2.22	2.2	2.25	2.2	2.22	9863@2.20	40@2.23	---	---	39,443	45	87,569.78	190,819.16	1.495	2.35	20101010
21,364,000	1.12	0.4	21/08/2023 08/03/2023	---	LAMPASA HOTEL SA (CR)	40	---	40 19/09/2025	40	40	40	40	40	5@40.00	100@40.40	---	---	295	2	11,800.00	854,560.00	35.6	41	40501025
38,566,621	0.700	---	21/07/2008 07/07/2025	---	MOUZAKIS (CR)	0.67	---	0.67 19/09/2025	---	---	---	---	---	500@0.665	800@0.695	---	---	---	---	---	25,839.64	0.4524	0.76	55101020
42,500,000	1.00	---	02/09/2025 13/09/2023	---	MPL KEDROS (CR)	4.1	---	4.1 19/09/2025	4.1	4	4.12	4.1	4.075	500@4.08	200@4.11	---	---	5,541	28	22,582.00	174,250.00	3.74	4.12	35102000
6,340,000	0.600	0.1 0.2 0.23	12/12/2024 11/01/2024	---	NAKAS MUSIC	3.24	---	3.24 19/09/2025	3.24	3.24	3.24	3.24	3.24	80@3.22	1300@3.40	---	---	10	1	32.40	20,541.60	2.8	3.54	40401030
27,379,200	0.980	0.45 0.5001 0.52	25/08/2025 29/08/2022	---	CRETE PLASTICS SA (CR)	15.5	-3.13 €	16 19/09/2025	15.4	15.4	15.8	15.5	15.408	52@15.50	379@15.70	---	---	859	15	13,235.80	424,377.60	13.4	17.2	50203015
255,494,534	2.71	0.255 0.247 0.705	16/06/2025 30/09/2021	---	PRODEA (CR)	6	---	6 19/09/2025	6	6	6	6	6	3@6.00	200@6.05	---	---	250	2	1,500.00	1,532,967.20	5.25	6.7	35102000
4,181,450	0.500	---	21/08/2000 05/03/2002	---	FLOUR MILLS SARANTOPOULOS SA	1.15	---	1.15 19/09/2025	---	---	---	---	---	200@1.07	---	---	---	---	---	---	4,808.67	0.87	1.17	45102020

Exchange Traded Funds (ETFs)

1,075,078	---	---	15/06/2016	---	ALPHA ETF FTSE Athex Large Cap	51.31	0.27 #	51.17 19/09/2025	51.03	50.95	51.46	51.31	51.12	30@50.95	216@52.00	---	---	3,372	78	172,375.23	---	34.86	53.84	12003
-----------	-----	-----	------------	-----	--------------------------------	-------	--------	------------------	-------	-------	-------	-------	-------	----------	-----------	-----	-----	-------	----	------------	-----	-------	-------	-------

Surveillance

8,321,682	0.670	---	17/08/2007 23/11/1999	---	N. LEVENTERIS (CR)	0.33	-2.94 €	0.34 19/09/2025	0.33	0.33	0.33	0.33	0.33	1360@0.330	224@0.340	---	2024	8,640	5	2,851.20	3,394.31	0.19	0.374	55102010
2,160,524	0.670	---	03/12/2018 23/11/1999	---	N. LEVENTERIS (PR)	0.3	---	0.3 19/09/2025	---	---	---	---	---	4000@0.270	4000@0.280	---	2024	---	---	---	3,394.31	0.183	0.308	55102010

Suspension Status

13,191,620	0.620	---	04/08/2010 09/09/2002	5232	YALCO - CONSTANTINOU (CR)	0.16	---	0.16 30/05/2025	---	---	---	---	---	---	26032@0.162	---	---	---	---	---	2,110.66	0.144	0.162	40202020
17,579,754	4.16	---	18/08/2006 02/08/2010	---	BIOTER SA (CR)	0.206	---	0.206 30/05/2025	---	---	---	---	---	---	---	---	---	---	---	---	3,621.43	0.18	0.29	50101010
3,961,300	1.28	---	29/06/2004 03/08/2000	5248	DUROS SA (CR)	0.25	---	0.25 24/04/2023	---	---	---	---	---	---	---	---	---	---	---	---	990.33	0.25	0.25	40204020
51,754,364	0.300	---	23/12/2003 24/01/2007	5197	SELECTED TEXT. IND. ASSOC (CR)	0.132	---	0.132 31/10/2024	---	---	---	---	---	---	---	---	---	---	---	---	6,831.58	0.132	0.132	55101020
15,842,391	1.51	---	15/07/2009 12/05/2000	5141	BITROS HOLDING SA (CR)	0.51	---	0.51 30/05/2025	---	---	---	---	---	---	---	---	---	---	---	---	8,079.62	0.46	0.77	55102010
28,438,268	0.070	---	21/08/2006 24/11/1999	5253	SPIROY AGRICULTURE SA (CR)	0.138	---	0.138 30/05/2025	---	---	---	---	---	---	---	---	---	---	---	---	3,924.48	0.125	0.176	45102010

Shares' Notes

Code	Note text
()	- Adjusted dividends.
*	- Last adjusted closing price.
[1]	- Net dividends.
[2]	- The "Date of Last Coupon" for New listings refers to the date company's stocks started to trade in Athex
[3]	- The Company Market Value is referred to the number of outstanding shares
[4]	- Sectors codification can be found in Appendix A
[5]	- The Market Value refers to the total number of shares listed (including their several classes) in the exchange by the company.
[6]	- P/E greater than 100
[7]	- Last view of the Order Book before the end of the trading session
[8]	- All Blocks Methods' Transactions Value are included.
5093	- Transfer to the Surveillance Category as of 8/4/2015.
5141	- Transfer to the Surveillance Category as of 10/05/2017.
5160	- Transfer to the Surveillance Category as of 15/04/2016.
5165	- Transfer to the Surveillance Category as of 15/02/2018.
5193	- Transfer to the Surveillance Category as of 25/10/2018.
5197	- Transfer to the Surveillance Category as of 07/11/2018.
5232	- Transfer to the Under Surveillance Category from 08/04/2011.
5248	- Transfer to the Surveillance Category as of 06/09/20116.
5253	- Transfer to the Surveillance Category as of 14/5/2021.

Securities Blocks Details

Securities	Block Volume	Price	Block Trade Value	Time of approval	Note
NATIONAL BANK (CR)	152,124	11.76	1,788,978.24	10:35:19	20
OPTIMA BANK (CR)	45,716	8.25	377,157.00	11:21:28	20
BIOKARPET S.A.(CR)	200,000	1.95	390,000.00	11:23:12	20
PPC (CR)	50,000	14.08	704,000.00	11:24:27	20
OPTIMA BANK (CR)	42,061	8.25	347,003.25	11:29:40	20
CENERGY HOLDINGS (CB)	20,000	11.90	238,000.00	11:34:25	20
PIRAEUS FINANCIAL HOLD (CR)	250,000	6.89	1,722,500.00	12:22:23	20
PIRAEUS FINANCIAL HOLD (CR)	250,000	6.89	1,722,500.00	12:24:59	20
NATIONAL BANK (CR)	125,000	11.80	1,475,000.00	12:42:17	20
P.P.A. S.A. (CR)	3,733	43.40	162,012.20	12:43:23	20
INTRALOT (CR)	625,000	1.21	758,750.00	12:45:04	20
EUROBANK HOLDINGS (CR)	300,000	3.28	984,600.00	14:22:07	20
EUROBANK HOLDINGS (CR)	300,000	3.29	987,300.00	14:27:47	20
BANK OF CYPRUS (CR)	33,000	7.44	245,520.00	14:32:49	20
PPC (CR)	30,000	14.10	423,000.00	14:59:01	20
OPTIMA BANK (CR)	25,000	8.12	203,000.00	15:30:41	20
NATIONAL BANK (CR)	305,000	11.84	3,611,200.00	15:30:42	20
ALTER EGO MEDIA (CR)	388	6.43	2,494.84	16:32:21	18
NATIONAL BANK (CR)	125,000	11.97	1,496,250.00	16:50:16	20
PIRAEUS FINANCIAL HOLD (CR)	250,000	7.08	1,770,000.00	16:54:44	20
OTE (CR)	58,000	16.77	972,660.00	17:17:58	20

Blocks Notes

9 - Method 6-1 / Special Fees

10 - Method 6-1 / Special Fees, SDS

14 - Method 6-3 / Settlement, Incomplete Buy and Sell

18 - Method 6-2 / SPOT 1

19 - Method 6-2 / SPOT 2

20 - Method 6-1 and Method 6-1 Same Day Settlement

21 - Other Pre-agreed

Shares Rights Details

Occured date	Exercise from	Exercise until	Trading until	Rights	Price min	Price max	Closing price	Last Bid	Last Ask	Volume	Trades	Transactions Value
--------------	---------------	----------------	---------------	--------	-----------	-----------	---------------	----------	----------	--------	--------	--------------------

No Rights Transactions.

Forced Sales Details

Securities	Category of Security	Transactions Volume	Number of Trades	Transactions Value	Note
------------	----------------------	------------------------	---------------------	-----------------------	------

No Forced Transactions.

Forced Sales Notes

- 1 - Compulsory Public Forced Sales
- 2 - Forced Sales of Fixed Registered Shares
- 3 - Forced Sales of Remaining Fractional Shares

Exchange Traded Funds (ETFs) Characteristics

	Transactions Date (T)	Creation / Redemption	Units (T-1)	New Units (T-1)	Redemption Units (T-1)	Units (T) [1]	Fund Assets [2]	Net Unit Price	Dividend per Unit	Dividend Date
ALPHA ETF FTSE Athex Large Cap	22/09/2025	5,000	1,075,078	---	---	1,075,078	54,948,860.00	51.1115	1.15	01/07/2025

ETFs Notes

[1] - Units (T) = Units (T-1) + New Units (T-1) - Redemption Units (T-1)

[2] - The Creation / Redemption Units of T-1 are included.

Non Convertible Corporate Bonds - Regulated Market

Num Listed Bonds	Nominal price	Issue price	Today's Rate	Exp. Date	Duration (years)	Note	Coupon		Trading	Corporate Bonds	Accrued Int.	Yield.T.Mat	Price min	Price max	Closing price	Previous closing price/date	Volume	Transactions Value	Last order		ear min	Year max		
							Common	Preferred											Price	Buy / Sell			Date	
250,000	1,000.00	1,000.00	2.45	16/11/2028	7	---	8	---	1	ELVALHALCOR S.A. (Non Convertible)	8.9153	3.0820	97.3000	97.4000	97.3010	96.6290	19/09/2025	127,000	124,737.03	97.3010	B	22/09/2025	93.6975	98.2000
320,000	1,000.00	1,000.00	3.40	21/07/2027	7	---	11	---	1	LAMDA DEVELOPMENT S.A. (Non Convertible)	6.1389	3.0110	99.7000	100.0000	99.7400	99.9440	19/09/2025	44,000	44,241.71	99.7100	B	22/09/2025	97.6000	100.4900
200,000	1,000.00	1,000.00	2.10	27/10/2027	7	---	10	---	1	O.P.A.P. S.A. (Non Convertible)	8.6917	2.7540	98.0530	98.3500	98.1100	98.3000	19/09/2025	47,000	46,523.75	98.1201	B	22/09/2025	96.0100	99.4500
200,000	1,000.00	1,000.00	1.90	23/03/2028	7	---	9	---	1	MOTOR OIL CORINTH REFINERIES SA (Non Convertible)	---	2.7160	97.5000	97.5500	97.5041	97.5120	19/09/2025	45,000	43,880.87	97.5010	B	22/09/2025	93.5278	98.8000
100,000	1,000.00	1,000.00	4.40	26/07/2029	7	---	7	---	1	CPLP SHIPPING HOLDINGS PLC (Non Convertible)	7.0889	3.3350	102.0500	102.4000	102.0500	102.5000	19/09/2025	55,000	56,625.89	102.0500	B	22/09/2025	100.4600	105.2895
197,650	1,000.00	1,000.00	3.60	12/03/2026	7	---	14	---	1	AEGEAN AIRLINES S.A. (Non Convertible)	1.2000	2.6480	100.1500	100.1500	100.1500	100.1520	19/09/2025	50,000	50,135.00	100.1500	B	22/09/2025	99.2676	101.0000
150,000	1,000.00	1,000.00	2.60	22/10/2026	7	---	12	---	1	TERNA ENERGY FINANCE S.A. (Non Convertible)	11.1944	3.0910	98.9000	99.0000	98.9667	98.9180	19/09/2025	21,000	21,018.08	99.0000	B	22/09/2025	97.6272	100.0000
100,000	1,000.00	1,000.00	2.80	25/01/2027	5	---	8	---	1	PREMIA S.A. (Non Convertible)	4.7444	3.6090	97.6001	98.8510	98.4634	98.9500	19/09/2025	275,000	272,078.95	98.3521	B	22/09/2025	96.2000	99.5799
500,000	1,000.00	1,000.00	2.75	03/07/2027	7	---	11	---	1	GEK TERNA S.A. (Non Convertible)	6.3403	2.6060	98.7500	99.8000	99.5934	100.0000	19/09/2025	737,000	735,003.44	99.2000	B	22/09/2025	96.5000	100.0000
150,000	1,000.00	1,000.00	2.65	22/10/2026	5	---	8	---	1	CPLP SHIPPING HOLDINGS PLC (Non Convertible)	11.4097	3.0890	99.1300	99.2600	99.1893	99.2200	19/09/2025	166,000	166,548.23	99.1200	B	22/09/2025	97.3000	99.9000
250,000	1,000.00	1,000.00	3.70	04/07/2032	7	---	1	---	1	AEGEAN AIRLINES S.A. (Non Convertible)	8.4278	3.3160	102.0000	102.4120	102.0000	102.4000	19/09/2025	235,000	242,298.55	101.2001	B	22/09/2025	100.4000	104.0000
120,000	1,000.00	1,000.00	2.65	06/12/2028	7	---	8	---	1	NOVAL PROPERTY REIC (Non Convertible)	8.0972	3.1710	97.5000	97.6000	97.5100	98.0000	19/09/2025	62,000	60,972.53	97.5000	B	22/09/2025	94.2301	99.9900
300,000	1,000.00	1,000.00	2.30	14/12/2028	7	---	8	---	1	GEK TERNA S.A. (Non Convertible)	6.3889	2.3070	97.5100	99.3700	99.3600	99.3850	19/09/2025	359,000	356,750.59	98.2010	B	22/09/2025	92.9502	100.0000
100,000	1,000.00	1,000.00	2.95	11/02/2027	5	---	8	---	1	SAFE BULKERS PARTICIPATIONS PLC (Non Convertible)	3.6056	3.1970	99.2000	99.2100	99.2016	99.1250	19/09/2025	45,000	44,802.95	99.2100	B	22/09/2025	96.7794	100.2000
500,000	1,000.00	1,000.00	4.00	10/07/2030	7	---	5	---	1	METLEN ENERGY & METALS S.A. (Non Convertible)	8.4444	2.9990	103.1000	103.2000	103.1140	103.1950	19/09/2025	196,000	203,809.89	103.0000	B	22/09/2025	100.4600	103.9600
99,697	1,000.00	1,000.00	5.50	15/12/2028	5	---	4	---	1	IDEAL HOLDINGS S.A. (Non Convertible)	15.2778	3.5450	104.7000	104.8000	104.7115	104.9500	19/09/2025	26,000	27,622.22	104.7000	B	22/09/2025	102.5039	106.3000
200,000	1,000.00	1,000.00	4.25	23/01/2029	5	---	4	---	1	AUTOHELLAS S.A. (Non Convertible)	7.4375	3.4410	101.6500	101.8000	101.7035	102.0000	18/09/2025	99,000	101,422.81	101.2101	B	22/09/2025	100.0000	103.2000
130,000	1,000.00	1,000.00	6.00	27/02/2029	5	---	4	---	1	INTRALOT S.A. (Non Convertible)	4.6667	4.7140	102.2000	103.1010	102.5000	102.8950	19/09/2025	196,000	202,216.88	102.5000	B	22/09/2025	101.0000	105.5000
300,000	1,000.00	1,000.00	2.30	20/07/2028	7	---	9	---	1	PRODEA REIC S.A. (Non Convertible)	4.1528	3.3530	96.1000	96.9500	96.3929	96.8500	19/09/2025	527,000	510,744.93	96.3000	B	22/09/2025	93.5001	97.4000

Corporate Bonds Notes

Transactions Volume = (Pieces) * (Nominal Price). Transactions Value = (Pieces) * (Nominal Price) * (price %) + (Accrued interest).

The price of a Bond is stated as a percentage (%) of Bond's Nominal Price.

Nominal Price in Euros (€), except if it is noted differently.

Government Bonds

Number Listed Bonds	Nominal price	Today's Rate	Accrued Interest Calc	Exp. Date [1]	Duration (years)	Note	Coupons Date	Curr. coupon value	Trading Unit	Government Bonds	Price min	Price max	Closing price	Previous closing price/date	Volume	Transactions Value	Price	Last order Buy / Sell	Date
4,000,000	1,000.00	4.13	Actual/Actual	15/06/2054	30	---	15/06	4.13	1	GGB-FXD-150654-30Y-4.125-1.000	---	---	---	---	---	---	---	---	---
4,700,000	1,000.00	1.88	Actual/Actual	04/02/2035	15	---	04/02	1.88	1	GGB-FXD-040235-15Y-1.875-1.000	---	---	---	---	---	---	---	---	---
6,000,000	1,000.00	0.75	Actual/Actual	18/06/2031	10	---	18/06	0.75	1	GGB-FXD-180631-10Y-0.750-1.000	---	---	---	---	---	---	---	---	---
3,600,000	1,000.00	3.88	Actual/Actual	15/06/2028	5	---	15/06	3.88	1	GGB-FXD-150628-05Y-3.875-1.000	---	---	---	---	---	---	---	---	---
5,962,747,327	1.00	3.75	Actual/Actual	30/01/2028	10	---	/02 - 02/02 - 31/	3.75	1	GGB-FXD-300128-10Y-3.750-1.000	---	---	---	85.4610 13/07/2018	---	---	1.0000	B	28/11/2018
7,067,309,386	1.00	3.90	Actual/Actual	30/01/2033	15	---	/02 - 02/02 - 31/	3.90	1	GGB-FXD-300133-15Y-3.900-1.000	---	---	---	78.6730 13/07/2018	---	---	1.0000	B	28/11/2018
5,622,848,349	1.00	4.00	Actual/Actual	30/01/2037	19	---	/02 - 02/02 - 31/	4.00	1	GGB-FXD-300137-19Y-4.000-1.000	---	---	---	77.0370 13/07/2018	---	---	1.0000	B	28/11/2018
5,476,770,669	1.00	4.20	Actual/Actual	30/01/2042	24	---	/02 - 02/02 - 31/	4.20	1	GGB-FXD-300142-24Y-4.200-1.000	---	---	---	77.7640 13/07/2018	---	---	1.0000	B	28/11/2018
4,950,000	1,000.00	3.38	Actual/Actual	15/06/2034	10	---	15/06	3.38	1	GGB-FXD-150634-10Y-3.375-1.000	---	---	---	---	---	---	---	---	---
59,586,043	1.00	4.30	Actual/Actual	24/02/2026	14	---	24/02	4.30	1	GGB-FXD-240226-14Y-2.000-1.000	---	---	---	10.0000 22/06/2015	---	---	---	---	---
41,118,344	1.00	4.30	Actual/Actual	24/02/2027	15	---	24/02	4.30	1	GGB-FXD-240227-15Y-2.000-1.000	---	---	---	10.0000 22/06/2015	---	---	---	---	---
45,137,734	1.00	4.30	Actual/Actual	24/02/2028	16	---	24/02	4.30	1	GGB-FXD-240228-16Y-2.000-1.000	---	---	---	10.0000 22/06/2015	---	---	---	---	---
61,768,888	1.00	4.30	Actual/Actual	24/02/2029	17	---	24/02	4.30	1	GGB-FXD-240229-17Y-2.000-1.000	---	---	---	10.0000 22/06/2015	---	---	---	---	---
54,567,744	1.00	4.30	Actual/Actual	24/02/2030	18	---	24/02	4.30	1	GGB-FXD-240230-18Y-2.000-1.000	---	---	---	10.0000 22/06/2015	---	---	---	---	---
37,541,515	1.00	4.30	Actual/Actual	24/02/2031	19	---	24/02	4.30	1	GGB-FXD-240231-19Y-2.000-1.000	---	---	---	10.0000 22/06/2015	---	---	---	---	---
37,558,317	1.00	4.30	Actual/Actual	24/02/2032	20	---	24/02	4.30	1	GGB-FXD-240232-20Y-2.000-1.000	---	---	---	10.0000 22/06/2015	---	---	---	---	---
37,473,732	1.00	4.30	Actual/Actual	24/02/2033	21	---	24/02	4.30	1	GGB-FXD-240233-21Y-2.000-1.000	---	---	---	10.0000 22/06/2015	---	---	---	---	---
33,888,293	1.00	4.30	Actual/Actual	24/02/2034	22	---	24/02	4.30	1	GGB-FXD-240234-22Y-2.000-1.000	---	---	---	10.0000 22/06/2015	---	---	---	---	---
35,177,800	1.00	4.30	Actual/Actual	24/02/2035	23	---	24/02	4.30	1	GGB-FXD-240235-23Y-2.000-1.000	---	---	---	10.0000 22/06/2015	---	---	---	---	---
35,547,268	1.00	4.30	Actual/Actual	24/02/2036	24	---	24/02	4.30	1	GGB-FXD-240236-24Y-2.000-1.000	---	---	---	10.0000 22/06/2015	---	---	---	---	---
40,246,306	1.00	4.30	Actual/Actual	24/02/2037	25	---	24/02	4.30	1	GGB-FXD-240237-25Y-2.000-1.000	---	---	---	10.0000 22/06/2015	---	---	---	---	---
37,643,952	1.00	4.30	Actual/Actual	24/02/2038	26	---	24/02	4.30	1	GGB-FXD-240238-26Y-2.000-1.000	---	---	---	10.0000 22/06/2015	---	---	---	---	---
36,977,100	1.00	4.30	Actual/Actual	24/02/2039	27	---	24/02	4.30	1	GGB-FXD-240239-27Y-2.000-1.000	---	---	---	10.0000 22/06/2015	---	---	---	---	---
41,615,000	1.00	4.30	Actual/Actual	24/02/2040	28	---	24/02	4.30	1	GGB-FXD-240240-28Y-2.000-1.000	---	---	---	10.0000 22/06/2015	---	---	---	---	---
42,227,208	1.00	4.30	Actual/Actual	24/02/2041	29	---	24/02	4.30	1	GGB-FXD-240241-29Y-2.000-1.000	---	---	---	10.0000 22/06/2015	---	---	---	---	---
68,288,487	1.00	4.30	Actual/Actual	24/02/2042	30	---	24/02	4.30	1	GGB-FXD-240242-30Y-2.000-1.000	---	---	---	10.0000 22/06/2015	---	---	---	---	---
4,700,000	1,000.00	3.88	Actual/Actual	12/03/2029	10	---	12/03	3.88	1	GGB-FXD-120329-10Y-3.875-1.000	---	---	---	---	---	---	100.0000	B	15/10/2019
3,192,362	1,000.00	0.00	Actual/Actual	12/02/2026	5	---	12/02	0.00	1	GGB-FXD-120226-05Y-0.000-1.000	---	---	---	---	---	---	---	---	---
2,100,000	1,000.00	3.55	Actual/Actual	20/03/2026	7	---	20/03	3.55	1	GGB-FXD-200326-07Y-3.550-1.000	---	---	---	---	---	---	---	---	---
5,500,000	1,000.00	1.50	Actual/Actual	18/06/2030	10	---	18/06	1.50	1	GGB-FXD-180630-10Y-1.500-1.000	---	---	---	---	---	---	---	---	---
5,500,000	1,000.00	4.38	Actual/Actual	18/07/2038	15	---	18/07	4.38	1	GGB-FXD-180738-15Y-4.375-1.000	---	---	---	---	---	---	---	---	---
5,364,250	1,000.00	3.25	Actual/Actual	20/03/2050	30	---	20/03	3.25	1	GGB-FXD-200350-30Y-3.250-1.000	---	---	---	---	---	---	---	---	---
4,250,000	1,000.00	3.63	Actual/Actual	15/06/2035	10	---	15/06	3.63	1	GGB-FXD-150635-10Y-3.625-1000.00	---	---	---	---	---	---	---	---	---
3,924,361	1,000.00	2.00	Actual/Actual	22/04/2027	7	---	22/04	2.00	1	GGB-FXD-220427-07Y-2.000-1.000	---	---	---	---	---	---	99.9000	B	22/04/2020
2,298,012	1,000.00	1.88	Actual/Actual	23/07/2026	7	---	23/07	1.88	1	GGB-FXD-230726-07Y-1.875-1.000	---	---	---	---	---	---	---	---	---

Government Bonds Notes

Transactions Volume = (Pieces) * (Nominal Price). Transactions Value = (Pieces) * (Nominal Price) * (price %) + (Accrued interest).

The Value of current coupon for the issues with NV 0.01 euro refers to NV 100 euros

FLR: Floating Interest Rate.

[1] - The Expiration Date of the interest bearing period and the Date for coupon payment.

Government Bonds

Number Listed Bonds	Nominal price	Today's Rate	Accrued Interest Calc	Exp. Date [1]	Duration (years)	Note	Coupons Date	Curr. coupon value	Trading Unit	Government Bonds	Price min	Price max	Closing price	Previous closing price/date	Volume	Transactions Value	Price	Last order Buy / Sell	Date
4,900,000	1,000.00	4.25	Actual/Actual	15/06/2033	10	---	15/06	4.25	1	GGB-FXD-150633-10Y-4.250-1.000	---	---	---	---	---	---	---	---	---
3,500,000	1,000.00	1.88	Actual/Actual	24/01/2052	30	---	24/01	1.88	1	GGB-FXD-240152-30Y-1.875-1.000	---	---	---	---	---	---	---	---	---
3,700,000	1,000.00	1.75	Actual/Actual	18/06/2032	10	---	18/06	1.75	1	GGB-FXD-180632-10Y-1.750-1.000	---	---	---	---	---	---	---	---	---
2,200,000	1,000.00	1.13	FLR Actual/360	15/12/2027	5	---	- 15/03 - 15/09 -	---	1	GGB-FLT-151227-05Y-1.130-1.000	---	---	---	---	---	---	102.1600	B	30/12/2022

Government Bonds Notes

Transactions Volume = (Pieces) * (Nominal Price). Transactions Value = (Pieces) * (Nominal Price) * (price %) + (Accrued interest).

The Value of current coupon for the issues with NV 0.01 euro refers to NV 100 euros

FLR: Floating Interest Rate.

[1] - The Expiration Date of the interest bearing period and the Date for coupon payment.

Treasury Bills & Zero Coupon Government Bonds

Issue Date	13-Week Maturity									26-Week Maturity									52-Week Maturity								
	Exp. Date	Initial Rate	Num Listed Bonds	Nominal price	Issue price	Last Trade Price	Last Trade Date	Volume Traded	Note	Exp. Date	Initial Rate	Num Listed Bonds	Nominal price	Issue price	Last Trade Price	Last Trade Date	Volume Traded	Note	Exp. Date	Initial Rate	Num Listed Bonds	Nominal price	Issue price	Last Trade Price	Last Trade Date	Volume Traded	Note
06/12/2024	---	---	---	---	---	---	---	---	---	---	---	---	---	---	---	---	---	---	05/12/2025	2.27	600,000	1,000.00	977.58	---	---	---	---
07/03/2025	---	---	---	---	---	---	---	---	---	---	---	---	---	---	---	---	---	---	06/03/2026	2.15	600,000	1,000.00	978.76	---	---	---	---
06/06/2025	---	---	---	---	---	---	---	---	---	---	---	---	---	---	---	---	---	---	06/06/2026	1.84	600,000	1,000.00	981.74	---	---	---	---
05/09/2025	---	---	---	---	---	---	---	---	---	---	---	---	---	---	---	---	---	---	04/09/2026	1.97	600,000	1,000.00	980.48	---	---	---	---

Bonds in Circulation	Currency / Min nominal traded Value	Coupons Payment Date	Current Coupon Value	Note	Coupon	Trading Unit	Issue Date	Duration (years)	Today's Interest	A.I.C in days	Bonds	Last price of previous days		Last Outcry in Cash (euro)		Trades in Pieces	Life min	Life Max	
												Price	05/02/1996	Buy / Sell	Date				
Corporate Bonds in Foreign Currency and Euro																			
103,746	GBP / 10	01/12	0.25	---	66	1	01/12/1930	98	2.5	360	National Mortgage Bank	2.27	05/02/1996	2.27	S	05/02/1996	---	2.27	2.27
0	GBP / 10	01/12	0.25	---	68	1	01/12/1928	100	2.5	360	National Mortgage Bank	---	---	---	---	---	---	---	---

Government Bonds Notes

A.I.C: Accrued Interest Calculation base.

FLR: Floating Interest Rate.

The minimum tradeable Nominal Value for all Demeterialised Government Titles is 100 Euros.

(μτφρ-0)

Underlying Asset				Derivatives Market													
Price max	Price min	Closing price	change	Delivery Month	Open price	Price max	Price min	Last price	Closing price	Last Bid	Last Ask	Fixing price*	Life high	Life low	Trades	Volume	Open Interest
FTSE/Athex Large Cap				(Trade Unit: 1 Index Point x 2€, Cash Settlement)													
5,147.74	5,084.42	5,144.33	0.62%	October 2025	5,100.00	5,152.00	5,080.00	5,152.00	5,152.00	---	---		5,369.00	---	139	516	5,175
				November 2025	5,085.00	5,133.25	5,085.00	5,133.25	5,133.25	---	---		5,170.00	---	9	10	1
				December 2025	---	---	---	---	5,138.50	---	---		---	---	---	---	---
				March 2026	---	---	---	---	5,164.25	---	---		---	---	---	---	---
				June 2026	---	---	---	---	5,190.25	---	---		---	---	---	---	---
				September 2026	---	---	---	---	5,216.00	---	---		---	---	---	---	---
FTSE/Athex Banks				(Trade Unit: 1 Index Point x 15€, Cash Settlement)													
2,225.03	2,169.89	2,224.09	1.75%	December 2025	---	---	---	---	2,179.00	---	---		2,233.25	---	---	---	1,937
				March 2026	---	---	---	---	2,207.75	---	---		---	---	---	---	---
				June 2026	---	---	---	---	2,219.00	---	---		---	---	---	---	---
				September 2026	---	---	---	---	2,230.00	---	---		---	---	---	---	---
MSCI GREECE REBASED				(Trade Unit: 1 Index Point x 2€, Cash Settlement)													
8,481.83	8,326.53	8,480.32	1.38%	October 2025	---	---	---	---	8,131.00	---	---		8,465.00	---	---	---	---
				November 2025	---	---	---	---	8,394.25	---	---		---	---	---	---	---
				December 2025	---	---	---	---	8,407.25	---	---		---	---	---	---	---
				January 2026	---	---	---	---	8,420.25	---	---		---	---	---	---	---
				February 2026	---	---	---	---	8,436.50	---	---		---	---	---	---	---
				March 2026	---	---	---	---	8,449.50	---	---		---	---	---	---	---
				June 2026	---	---	---	---	8,491.75	---	---		---	---	---	---	---
				September 2026	---	---	---	---	8,534.25	---	---		---	---	---	---	---

Derivatives notes - <https://www.athexgroup.gr/en/market-data/statistics/eod-closing-prices/>

Fixing prices and final open positions can be retrieved from the following path <http://www.athexgroup.gr/en/market-data/statistics/eod-closing-prices>

Underlying Asset				Derivatives Market													
Price max	Price min	Closing price	change	Delivery Month	Open price	Price max	Price min	Last price	Closing price	Last Bid	Last Ask	Fixing price*	Life high	Life low	Trades	Volume	Open Interest
ADMIE (IPTO) HOLDING S.A. (CR)				(Contract Size: 100 Securities, Physical Delivery)													
3.37	3.285	3.33	1.99%	December 2025	3.26	3.26	3.24	3.24	3.24	---	---	---	3.37	---	7	12	12,404
				March 2026	---	---	---	---	3.30	---	---	---	---	---	---	---	---
				June 2026	---	---	---	---	3.31	---	---	---	---	---	---	---	---
				September 2026	---	---	---	---	3.33	---	---	---	---	---	---	---	---
AEGEAN AIRLINES (CR)				(Contract Size: 100 Securities, Physical Delivery)													
13.88	13.62	13.7	-1.30%	December 2025	13.73	13.94	13.73	13.80	13.80	---	---	---	14.40	---	38	129	3,774
				March 2026	---	---	---	---	14.02	---	---	---	---	---	---	---	---
				June 2026	---	---	---	---	14.09	---	---	---	---	---	---	---	---
				September 2026	---	---	---	---	14.16	---	---	---	---	---	---	---	---
AKTOR S.A. HOLDING CO. (CR)				(Contract Size: 100 Securities, Physical Delivery)													
8.22	8.12	8.2	0.24%	December 2025	8.24	8.24	8.19	8.24	8.24	---	---	---	8.24	---	19	59	74,944
				March 2026	---	---	---	---	8.26	---	---	---	---	---	---	---	---
				June 2026	---	---	---	---	8.30	---	---	---	---	---	---	---	---
				September 2026	---	---	---	---	8.35	---	---	---	---	---	---	---	---
ALPHA BANK (CR)				(Contract Size: 100 Securities, Physical Delivery)													
3.443	3.341	3.435	2.17%	December 2025	3.33	3.43	3.32	3.42	3.42	---	---	---	3.77	---	130	1,519	52,270
				March 2026	---	---	---	---	3.40	---	---	---	---	---	---	---	---
				June 2026	---	---	---	---	3.41	---	---	---	---	---	---	---	---
				September 2026	---	---	---	---	3.43	---	---	---	---	---	---	---	---
ATHENS INTL AIRPORT (CR)				(Contract Size: 100 Securities, Physical Delivery)													
10.28	10.06	10.06	-0.79%	December 2025	10.12	10.12	10.12	10.12	10.12	---	---	---	10.54	---	1	1	147
				March 2026	---	---	---	---	10.24	---	---	---	---	---	---	---	---
				June 2026	---	---	---	---	10.29	---	---	---	---	---	---	---	---
				September 2026	---	---	---	---	10.35	---	---	---	---	---	---	---	---
AUTOHELLAS SA (CR)				(Contract Size: 100 Securities, Physical Delivery)													
11.64	11.26	11.4	1.24%	December 2025	---	---	---	---	11.44	---	---	---	11.76	---	---	---	452
				March 2026	---	---	---	---	11.37	---	---	---	---	---	---	---	---
				June 2026	---	---	---	---	11.43	---	---	---	---	---	---	---	---
				September 2026	---	---	---	---	11.49	---	---	---	---	---	---	---	---
AVAX S.A. (CR)				(Contract Size: 100 Securities, Physical Delivery)													
2.42	2.37	2.405	0.42%	December 2025	2.39	2.42	2.39	2.41	2.41	---	---	---	2.46	---	132	144	1,623
				March 2026	---	---	---	---	2.42	---	---	---	---	---	---	---	---
				June 2026	---	---	---	---	2.43	---	---	---	---	---	---	---	---
				September 2026	---	---	---	---	2.44	---	---	---	---	---	---	---	---

Derivatives notes - <https://www.athexgroup.gr/en/market-data/statistics/eod-closing-prices/>

Fixing prices and final open positions can be retrieved from the following path <http://www.athexgroup.gr/en/market-data/statistics/eod-closing-prices>

Underlying Asset				Derivatives Market													
Price max	Price min	Closing price	change	Delivery Month	Open price	Price max	Price min	Last price	Closing price	Last Bid	Last Ask	Fixing price*	Life high	Life low	Trades	Volume	Open Interest
BANK OF CYPRUS (CR)				(Contract Size: 100 Securities, Physical Delivery)													
7.58	7.4	7.56	-1.82%	December 2025	7.52	7.58	7.49	7.58	7.58	---	---	---	7.71	---	19	71	2,034
				March 2026	---	---	---	---	7.78	---	---	---	---	---	---	---	---
				June 2026	---	---	---	---	7.82	---	---	---	---	---	---	---	---
				September 2026	---	---	---	---	7.86	---	---	---	---	---	---	---	---
CC HBC AG (CR)				(Contract Size: 100 Securities, Physical Delivery)													
42.46	41.54	41.68	-0.29%	December 2025	41.57	41.73	41.57	41.73	41.73	---	---	---	43.15	---	7	11	164
				March 2026	---	---	---	---	42.22	---	---	---	---	---	---	---	---
				June 2026	---	---	---	---	42.43	---	---	---	---	---	---	---	---
				September 2026	---	---	---	---	42.65	---	---	---	---	---	---	---	---
CENERGY HOLDINGS (CB)				(Contract Size: 100 Securities, Physical Delivery)													
12.1	11.8	12.04	0.50%	December 2025	12.05	12.08	11.83	12.05	12.05	---	---	---	12.08	---	36	323	7,360
				March 2026	---	---	---	---	12.10	---	---	---	---	---	---	---	---
				June 2026	---	---	---	---	12.16	---	---	---	---	---	---	---	---
				September 2026	---	---	---	---	12.22	---	---	---	---	---	---	---	---
CrediaBank (CR)				(Contract Size: 100 Securities, Physical Delivery)													
1.578	1.514	1.54	0.00%	December 2025	1.53	1.58	1.53	1.55	1.55	---	---	---	1.69	---	91	1,392	5,699
				March 2026	---	---	---	---	1.56	---	---	---	---	---	---	---	---
				June 2026	---	---	---	---	1.56	---	---	---	---	---	---	---	---
				September 2026	---	---	---	---	1.57	---	---	---	---	---	---	---	---
ELLAKTOR (CR)				(Contract Size: 100 Securities, Physical Delivery)													
1.43	1.396	1.43	1.85%	December 2025	1.39	1.41	1.39	1.41	1.41	---	---	---	1.44	---	12	112	5,329
				March 2026	---	---	---	---	1.42	---	---	---	---	---	---	---	---
				June 2026	---	---	---	---	1.43	---	---	---	---	---	---	---	---
				September 2026	---	---	---	---	1.43	---	---	---	---	---	---	---	---
ELVALHALCOR (CR)				(Contract Size: 100 Securities, Physical Delivery)													
2.99	2.88	2.95	0.68%	December 2025	2.91	2.99	2.91	2.97	2.97	---	---	---	2.99	---	36	133	2,583
				March 2026	---	---	---	---	2.96	---	---	---	---	---	---	---	---
				June 2026	---	---	---	---	2.97	---	---	---	---	---	---	---	---
				September 2026	---	---	---	---	2.99	---	---	---	---	---	---	---	---
EUROBANK HOLDINGS (CR)				(Contract Size: 100 Securities, Physical Delivery)													
3.31	3.231	3.305	1.38%	December 2025	3.18	3.29	3.18	3.29	3.29	---	---	---	3.34	---	103	1,445	29,240
				March 2026	---	---	---	---	3.29	---	---	---	---	---	---	---	---
				June 2026	---	---	---	---	3.31	---	---	---	---	---	---	---	---
				September 2026	---	---	---	---	3.33	---	---	---	---	---	---	---	---

Derivatives notes - <https://www.athexgroup.gr/en/market-data/statistics/eod-closing-prices/>

Fixing prices and final open positions can be retrieved from the following path <http://www.athexgroup.gr/en/market-data/statistics/eod-closing-prices>

Underlying Asset				Derivatives Market													
Price max	Price min	Closing price	change	Delivery Month	Open price	Price max	Price min	Last price	Closing price	Last Bid	Last Ask	Fixing price*	Life high	Life low	Trades	Volume	Open Interest
EYDAP S.A. (CR)				(Contract Size: 100 Securities, Physical Delivery)													
7.1	6.99	7.09	0.00%	December 2025	7.09	7.11	7.09	7.11	7.11	---	---	---	7.23	---	3	15	8,931
				March 2026	---	---	---	---	7.16	---	---	---	---	---	---	---	---
				June 2026	---	---	---	---	7.20	---	---	---	---	---	---	---	---
				September 2026	---	---	---	---	7.23	---	---	---	---	---	---	---	---
FOURLIS (CR)				(Contract Size: 100 Securities, Physical Delivery)													
4.49	4.43	4.45	-1.11%	December 2025	4.51	4.51	4.48	4.48	4.48	---	---	---	4.68	---	7	10	1,342
				March 2026	---	---	---	---	4.55	---	---	---	---	---	---	---	---
				June 2026	---	---	---	---	4.57	---	---	---	---	---	---	---	---
				September 2026	---	---	---	---	4.59	---	---	---	---	---	---	---	---
GEK TERNA (CR)				(Contract Size: 100 Securities, Physical Delivery)													
23.08	22.88	22.88	-0.87%	December 2025	23.13	23.13	23.10	23.10	23.10	---	---	---	23.20	---	3	8	10,257
				March 2026	---	---	---	---	23.31	---	---	---	---	---	---	---	---
				June 2026	---	---	---	---	23.43	---	---	---	---	---	---	---	---
				September 2026	---	---	---	---	23.55	---	---	---	---	---	---	---	---
HELLENIC EXCHANGES-A.S.E. (CR)				(Contract Size: 100 Securities, Physical Delivery)													
6.81	6.78	6.78	-0.44%	December 2025	6.83	6.85	6.83	6.83	6.83	---	---	---	7.02	---	7	37	2,291
				March 2026	---	---	---	---	6.88	---	---	---	---	---	---	---	---
				June 2026	---	---	---	---	6.91	---	---	---	---	---	---	---	---
				September 2026	---	---	---	---	6.95	---	---	---	---	---	---	---	---
HELLENiQ ENERGY (CR)				(Contract Size: 100 Securities, Physical Delivery)													
8.495	8.35	8.4	-1.12%	December 2025	8.47	8.47	8.39	8.39	8.39	---	---	---	8.67	---	7	118	4,310
				March 2026	---	---	---	---	8.58	---	---	---	---	---	---	---	---
				June 2026	---	---	---	---	8.62	---	---	---	---	---	---	---	---
				September 2026	---	---	---	---	8.67	---	---	---	---	---	---	---	---
INTRACOM HOLDINGS (CR)				(Contract Size: 100 Securities, Physical Delivery)													
3.45	3.38	3.435	-2.14%	December 2025	3.39	3.49	3.38	3.47	3.47	---	---	---	3.73	---	58	530	12,320
				March 2026	---	---	---	---	3.55	---	---	---	---	---	---	---	---
				June 2026	---	---	---	---	3.56	---	---	---	---	---	---	---	---
				September 2026	---	---	---	---	3.58	---	---	---	---	---	---	---	---
INTRALOT (CR)				(Contract Size: 100 Securities, Physical Delivery)													
1.29	1.2	1.286	6.63%	December 2025	1.21	1.30	1.21	1.29	1.29	---	---	---	1.30	---	203	25,043	377,791
				March 2026	---	---	---	---	1.22	---	---	---	---	---	---	---	---
				June 2026	---	---	---	---	1.22	---	---	---	---	---	---	---	---
				September 2026	---	---	---	---	1.23	---	---	---	---	---	---	---	---

Derivatives notes - <https://www.athexgroup.gr/en/market-data/statistics/eod-closing-prices/>

Fixing prices and final open positions can be retrieved from the following path <http://www.athexgroup.gr/en/market-data/statistics/eod-closing-prices>

Underlying Asset				Derivatives Market													
Price max	Price min	Closing price	change	Delivery Month	Open price	Price max	Price min	Last price	Closing price	Last Bid	Last Ask	Fixing price*	Life high	Life low	Trades	Volume	Open Interest
JUMBO SA (CR)				(Contract Size: 100 Securities, Physical Delivery)													
32.26	31.44	32.16	0.37%	December 2025	32.07	32.07	32.07	32.07	32.07	---	---	---	32.20	---	2	10	260
				March 2026	---	---	---	---	32.36	---	---	---	---	---	---	---	---
				June 2026	---	---	---	---	32.53	---	---	---	---	---	---	---	---
				September 2026	---	---	---	---	32.69	---	---	---	---	---	---	---	---
LAMDA DEVELOPMENT SA (CR)				(Contract Size: 100 Securities, Physical Delivery)													
7.42	7.36	7.4	0.00%	December 2025	7.40	7.46	7.40	7.44	7.44	---	---	---	7.55	---	45	259	10,729
				March 2026	---	---	---	---	7.47	---	---	---	---	---	---	---	---
				June 2026	---	---	---	---	7.51	---	---	---	---	---	---	---	---
				September 2026	---	---	---	---	7.55	---	---	---	---	---	---	---	---
METLEN PLC (CR)				(Contract Size: 100 Securities, Physical Delivery)													
50.95	49.94	50.05	-0.89%	December 2025	51.00	51.20	50.21	50.31	50.31	---	---	---	57.20	---	76	265	3,021
				March 2026	---	---	---	---	51.01	---	---	---	---	---	---	---	---
				June 2026	---	---	---	---	51.27	---	---	---	---	---	---	---	---
				September 2026	---	---	---	---	51.52	---	---	---	---	---	---	---	---
MIG (CR)				(Contract Size: 100 Securities, Physical Delivery)													
4.3	4.25	4.25	-0.47%	December 2025	---	---	---	---	4.30	---	---	---	4.40	---	---	---	202
				March 2026	---	---	---	---	4.31	---	---	---	---	---	---	---	---
				June 2026	---	---	---	---	4.33	---	---	---	---	---	---	---	---
				September 2026	---	---	---	---	4.36	---	---	---	---	---	---	---	---
MOTOR OIL (CR)				(Contract Size: 100 Securities, Physical Delivery)													
25.98	25.66	25.7	-1.83%	December 2025	26.00	26.00	26.00	26.00	26.00	---	---	---	26.22	---	1	1	2,530
				March 2026	---	---	---	---	26.44	---	---	---	---	---	---	---	---
				June 2026	---	---	---	---	26.58	---	---	---	---	---	---	---	---
				September 2026	---	---	---	---	26.71	---	---	---	---	---	---	---	---
NATIONAL BANK (CR)				(Contract Size: 100 Securities, Physical Delivery)													
12.015	11.665	12	2.52%	December 2025	11.56	11.93	11.56	11.89	11.89	---	---	---	13.02	---	96	416	15,262
				March 2026	---	---	---	---	11.82	---	---	---	---	---	---	---	---
				June 2026	---	---	---	---	11.88	---	---	---	---	---	---	---	---
				September 2026	---	---	---	---	11.94	---	---	---	---	---	---	---	---
OPAP (CR)				(Contract Size: 100 Securities, Physical Delivery)													
20.06	19.78	19.92	-1.19%	December 2025	19.46	19.60	19.46	19.56	19.56	---	---	---	19.66	---	15	68	2,174
				March 2026	---	---	---	---	20.36	---	---	---	---	---	---	---	---
				June 2026	---	---	---	---	20.47	---	---	---	---	---	---	---	---
				September 2026	---	---	---	---	20.57	---	---	---	---	---	---	---	---

Derivatives notes - <https://www.athexgroup.gr/en/market-data/statistics/eod-closing-prices/>

Fixing prices and final open positions can be retrieved from the following path <http://www.athexgroup.gr/en/market-data/statistics/eod-closing-prices>

Underlying Asset				Derivatives Market													
Price max	Price min	Closing price	change	Delivery Month	Open price	Price max	Price min	Last price	Closing price	Last Bid	Last Ask	Fixing price*	Life high	Life low	Trades	Volume	Open Interest
OPTIMA BANK (CR)				(Contract Size: 100 Securities, Physical Delivery)													
8.3	8.05	8.1	-2.17%	December 2025	8.20	8.20	8.06	8.08	8.08	---	---	---	8.50	---	24	104	180
				March 2026	---	---	---	---	8.36	---	---	---	---	---	---	---	---
				June 2026	---	---	---	---	8.41	---	---	---	---	---	---	---	---
				September 2026	---	---	---	---	8.45	---	---	---	---	---	---	---	---
OTE (CR)				(Contract Size: 100 Securities, Physical Delivery)													
16.88	16.67	16.7	0.24%	December 2025	16.84	16.90	16.84	16.86	16.86	---	---	---	17.01	---	16	89	1,739
				March 2026	---	---	---	---	16.83	---	---	---	---	---	---	---	---
				June 2026	---	---	---	---	16.91	---	---	---	---	---	---	---	---
				September 2026	---	---	---	---	17.00	---	---	---	---	---	---	---	---
P.P.A. S.A. (CR)				(Contract Size: 100 Securities, Physical Delivery)													
44	42.7	43.65	2.35%	December 2025	43.00	43.00	43.00	43.00	43.00	---	---	---	44.57	---	1	2	74
				March 2026	---	---	---	---	43.08	---	---	---	---	---	---	---	---
				June 2026	---	---	---	---	43.30	---	---	---	---	---	---	---	---
				September 2026	---	---	---	---	43.51	---	---	---	---	---	---	---	---
PIRAEUS FINANCIAL HOLD (CR)				(Contract Size: 100 Securities, Physical Delivery)													
7.12	6.85	7.1	2.78%	December 2025	6.93	7.16	6.87	7.14	7.14	---	---	---	7.27	---	254	2,246	34,535
				March 2026	---	---	---	---	6.98	---	---	---	---	---	---	---	---
				June 2026	---	---	---	---	7.01	---	---	---	---	---	---	---	---
				September 2026	---	---	---	---	7.05	---	---	---	---	---	---	---	---
PPC (CR)				(Contract Size: 100 Securities, Physical Delivery)													
14.24	14.02	14.24	1.21%	December 2025	14.12	14.30	14.12	14.30	14.30	---	---	---	14.74	---	28	237	22,172
				March 2026	---	---	---	---	14.21	---	---	---	---	---	---	---	---
				June 2026	---	---	---	---	14.28	---	---	---	---	---	---	---	---
				September 2026	---	---	---	---	14.35	---	---	---	---	---	---	---	---
QUEST HOLDINGS (CR)				(Contract Size: 100 Securities, Physical Delivery)													
7.25	7.18	7.18	-1.37%	December 2025	7.30	7.30	7.30	7.30	7.30	---	---	---	7.35	---	1	1	231
				March 2026	---	---	---	---	7.35	---	---	---	---	---	---	---	---
				June 2026	---	---	---	---	7.39	---	---	---	---	---	---	---	---
				September 2026	---	---	---	---	7.43	---	---	---	---	---	---	---	---
TITAN (CB)				(Contract Size: 100 Securities, Physical Delivery)													
35.9	35.5	35.6	-0.84%	December 2025	35.87	36.00	35.64	36.00	36.00	---	---	---	38.00	---	14	70	1,313
				March 2026	---	---	---	---	36.26	---	---	---	---	---	---	---	---
				June 2026	---	---	---	---	36.44	---	---	---	---	---	---	---	---
				September 2026	---	---	---	---	36.63	---	---	---	---	---	---	---	---

Derivatives notes - <https://www.athexgroup.gr/en/market-data/statistics/eod-closing-prices/>

Fixing prices and final open positions can be retrieved from the following path <http://www.athexgroup.gr/en/market-data/statistics/eod-closing-prices>

Underlying Asset				Derivatives Market													
Price max	Price min	Closing price	change	Delivery Month	Open price	Price max	Price min	Last price	Closing price	Last Bid	Last Ask	Fixing price*	Life high	Life low	Trades	Volume	Open Interest
VIOHALCO SA/NV (CB)				(Contract Size: 100 Securities, Physical Delivery)													
7.16	7.04	7.15	0.42%	December 2025	7.10	7.20	7.09	7.17	7.17	---	---	---	7.22	---	106	565	5,215
				March 2026	---	---	---	---	7.19	---	---	---	---	---	---	---	---
				June 2026	---	---	---	---	7.23	---	---	---	---	---	---	---	---
				September 2026	---	---	---	---	7.26	---	---	---	---	---	---	---	---

Derivatives notes - <https://www.athexgroup.gr/en/market-data/statistics/eod-closing-prices/>

Fixing prices and final open positions can be retrieved from the following path <http://www.athexgroup.gr/en/market-data/statistics/eod-closing-prices>

FTSE/Athex Large Cap

(Trade Unit: 1 Index Point x 2€ - Exercise Style: European, Cash Settlement)

Exercise Price	Call Options														Put Options														Exercise Price					
	October 2025							November 2025							Other Months		October 2025							November 2025							Other Months			
	Open price	Price max	Price min	Last price	Closing price	Volume	Open Interest	Open price	Price max	Price min	Last price	Closing price	Volume	Open Interest	Volume	Open Interest	Open price	Price max	Price min	Last price	Closing price	Volume	Open Interest	Open price	Price max	Price min	Last price	Closing price		Volume	Open Interest	Volume	Open Interest	
3,250	-	-	-	-	-	-	-	-	-	-	-	-	-	-	-	-	-	-	-	-	-	-	-	-	-	-	-	-	-	-	-	-	-	3,250
3,300	-	-	-	-	-	-	-	-	-	-	-	-	-	-	-	-	-	-	-	-	-	-	-	-	-	-	-	-	-	-	-	-	-	3,300
3,350	-	-	-	-	-	-	-	-	-	-	-	-	-	-	-	-	-	-	-	-	-	-	-	-	-	-	-	-	-	-	-	-	-	3,350
3,400	-	-	-	-	-	-	-	-	-	-	-	-	-	-	-	-	-	-	-	-	-	-	-	-	-	-	-	-	-	-	-	-	-	3,400
3,450	-	-	-	-	-	-	-	-	-	-	-	-	-	-	-	-	-	-	-	-	-	-	-	-	-	-	-	-	-	-	-	-	-	3,450
3,500	-	-	-	-	-	-	-	-	-	-	-	-	-	-	-	-	-	-	-	-	-	-	-	-	-	-	-	-	-	-	-	-	-	3,500
3,550	-	-	-	-	-	-	-	-	-	-	-	-	-	-	-	-	-	-	-	-	-	-	-	-	-	-	-	-	-	-	-	-	-	3,550
3,600	-	-	-	-	-	-	-	-	-	-	-	-	-	-	-	-	-	-	-	-	-	-	-	-	-	-	-	-	-	-	-	-	-	3,600
3,650	-	-	-	-	-	-	-	-	-	-	-	-	-	-	-	-	-	-	-	-	-	-	-	-	-	-	-	-	-	-	-	-	-	3,650
3,700	-	-	-	-	-	-	-	-	-	-	-	-	-	-	-	-	-	-	-	-	-	-	-	-	-	-	-	-	-	-	-	-	-	3,700
3,750	-	-	-	-	-	-	-	-	-	-	-	-	-	-	-	-	-	-	-	-	-	-	-	-	-	-	-	-	-	-	-	-	-	3,750
3,800	-	-	-	-	-	-	-	-	-	-	-	-	-	-	-	-	-	-	-	-	-	-	-	-	-	-	-	-	-	-	-	-	-	3,800
3,850	-	-	-	-	-	-	-	-	-	-	-	-	-	-	-	-	-	-	-	-	-	-	-	-	-	-	-	-	-	-	-	-	-	3,850
3,900	-	-	-	-	-	-	-	-	-	-	-	-	-	-	-	-	-	-	-	-	-	-	-	-	-	-	-	-	-	-	-	-	-	3,900
3,950	-	-	-	-	-	-	-	-	-	-	-	-	-	-	-	-	-	-	-	-	-	-	-	-	-	-	-	-	-	-	-	-	-	3,950
4,000	-	-	-	-	-	-	-	-	-	-	-	-	-	-	-	-	-	-	-	-	-	-	-	-	-	-	-	-	-	-	-	-	-	4,000
4,100	-	-	-	-	-	-	-	-	-	-	-	-	-	-	-	-	-	-	-	-	-	-	-	-	-	-	-	-	-	-	-	-	-	4,100
4,200	-	-	-	-	-	-	-	-	-	-	-	-	-	-	-	-	-	-	-	-	-	-	-	-	-	-	-	-	-	-	-	-	-	4,200
4,300	-	-	-	-	-	-	-	-	-	-	-	-	-	-	-	-	-	-	-	-	-	-	-	-	-	-	-	-	-	-	-	-	-	4,300
4,400	0.00	0.00	0.00	-	718.00	-	-	-	-	-	-	-	-	-	-	-	0.00	0.00	0.00	-	0.08	-	-	-	-	-	-	-	-	-	-	-	-	4,400
4,450	0.00	0.00	0.00	-	669.00	-	-	-	-	-	-	-	-	-	-	-	0.00	0.00	0.00	-	0.19	-	-	-	-	-	-	-	-	-	-	-	-	4,450
4,500	0.00	0.00	0.00	-	619.00	-	-	-	-	-	-	-	-	-	-	-	0.00	0.00	0.00	-	0.39	-	-	-	-	-	-	-	-	-	-	-	-	4,500
4,550	0.00	0.00	0.00	-	569.00	-	-	0.00	0.00	0.00	-	561.00	-	-	-	0.00	0.00	0.00	-	0.76	-	-	0.00	0.00	0.00	-	9.20	-	-	-	-	-	4,550	
4,600	0.00	0.00	0.00	-	520.00	-	8	0.00	0.00	0.00	-	515.00	-	-	-	0.00	0.00	0.00	-	1.40	-	-	0.00	0.00	0.00	-	13.00	-	-	-	-	-	4,600	
4,650	0.00	0.00	0.00	-	471.00	-	-	0.00	0.00	0.00	-	470.00	-	-	-	0.00	0.00	0.00	-	2.60	-	-	0.00	0.00	0.00	-	17.75	-	-	-	-	-	4,650	
4,700	0.00	0.00	0.00	-	423.00	-	-	0.00	0.00	0.00	-	427.00	-	-	-	0.00	0.00	0.00	-	4.40	-	-	0.00	0.00	0.00	-	24.00	-	-	-	-	-	4,700	
4,750	0.00	0.00	0.00	-	376.00	-	-	0.00	0.00	0.00	-	385.00	-	-	-	0.00	0.00	0.00	-	7.40	-	-	0.00	0.00	0.00	-	32.00	-	-	-	-	-	4,750	
4,800	0.00	0.00	0.00	-	331.00	-	-	0.00	0.00	0.00	-	345.00	-	-	-	0.00	0.00	0.00	-	11.75	-	-	0.00	0.00	0.00	-	41.75	-	-	-	-	-	4,800	
4,850	0.00	0.00	0.00	-	287.00	-	-	0.00	0.00	0.00	-	306.00	-	-	-	0.00	0.00	0.00	-	18.00	-	-	0.00	0.00	0.00	-	53.50	-	-	-	-	-	4,850	
4,900	0.00	0.00	0.00	-	246.00	-	-	0.00	0.00	0.00	-	271.00	-	-	-	0.00	0.00	0.00	-	26.50	-	10	0.00	0.00	0.00	-	67.50	-	-	-	-	-	4,900	
4,950	0.00	0.00	0.00	-	207.00	-	180	0.00	0.00	0.00	-	237.00	-	-	-	0.00	0.00	0.00	-	37.75	-	70	0.00	0.00	0.00	-	83.50	-	-	-	-	-	4,950	
5,000	162.00	168.00	162.00	168.00	168.00	90	121	195.00	225.00	195.00	225.00	225.00	120	-	-	0.00	168.00	0.00	-	52.50	-	35	0.00	0.00	0.00	-	103.00	-	-	-	-	-	5,000	
5,050	0.00	0.00	0.00	-	140.00	-	103	167.00	167.00	167.00	167.00	167.00	30	-	-	0.00	0.00	0.00	-	70.50	-	90	0.00	0.00	0.00	-	124.00	-	-	-	-	-	5,050	
5,100	0.00	0.00	0.00	-	112.00	-	121	141.00	141.00	141.00	141.00	141.00	30	-	-	86.00	0.00	79.00	79.00	79.00	31	153	157.00	157.00	155.00	155.00	155.00	31	-	-	-	-	5,100	
5,150	0.00	0.00	0.00	-	88.00	-	121	116.00	116.00	116.00	116.00	116.00	3	-	-	128.00	0.00	111.00	111.00	111.00	31	150	0.00	0.00	0.00	-	175.00	-	-	-	-	-	5,150	
5,200	55.00	72.00	55.00	72.00	72.00	2	163	0.00	0.00	0.00	-	109.00	-	-	-	0.00	72.00	0.00	-	148.00	-	152	0.00	0.00	0.00	-	204.00	-	-	-	-	-	5,200	

FTSE/Athex Large Cap

(Trade Unit: 1 Index Point x 2€ - Exercise Style: European, Cash Settlement)

Exercise Price	Call Options														Put Options																		
	October 2025							November 2025							Other Months		October 2025							November 2025							Other Months		Exercise Price
	Open price	Price max	Price min	Last price	Closing price	Volume	Open Interest	Open price	Price max	Price min	Last price	Closing price	Volume	Open Interest	Volume	Open Interest	Open price	Price max	Price min	Last price	Closing price	Volume	Open Interest	Open price	Price max	Price min	Last price	Closing price	Volume	Open Interest	Volume	Open Interest	
5,250	0.00	0.00	0.00	-	51.00	-	90	0.00	0.00	0.00	-	90.50	-	-			0.00	0.00	0.00	-	182.00	-	245	0.00	0.00	0.00	-	236.00	-	-			
5,300	39.00	39.00	39.00	39.00	39.00	5	60	0.00	0.00	0.00	-	75.00	-	-			0.00	39.00	0.00	-	218.00	-	61	0.00	0.00	0.00	-	270.00	-	-			5,300
5,350	0.00	0.00	0.00	-	27.50	-	90	0.00	0.00	0.00	-	61.50	-	-			0.00	0.00	0.00	-	258.00	-	30	0.00	0.00	0.00	-	306.00	-	-			5,350
5,400	0.00	0.00	0.00	-	19.50	-	215	0.00	0.00	0.00	-	49.75	-	-			0.00	0.00	0.00	-	299.00	-	110	0.00	0.00	0.00	-	345.00	-	-			5,400
5,450	0.00	0.00	0.00	-	13.50	-	20	0.00	0.00	0.00	-	40.00	-	-			0.00	0.00	0.00	-	343.00	-	50	0.00	0.00	0.00	-	385.00	-	-			5,450
5,500	0.00	0.00	0.00	-	9.10	-	-	0.00	0.00	0.00	-	32.00	-	-			0.00	0.00	0.00	-	389.00	-	-	0.00	0.00	0.00	-	427.00	-	-			5,500
5,550	0.00	0.00	0.00	-	6.10	-	-	0.00	0.00	0.00	-	25.25	-	-			0.00	0.00	0.00	-	436.00	-	-	0.00	0.00	0.00	-	470.00	-	-			5,550
5,600	0.00	0.00	0.00	-	3.90	-	-	0.00	0.00	0.00	-	19.75	-	-			0.00	0.00	0.00	-	484.00	-	-	0.00	0.00	0.00	-	514.00	-	-			5,600
5,650	0.00	0.00	0.00	-	2.50	-	-	0.00	0.00	0.00	-	15.50	-	-			0.00	0.00	0.00	-	532.00	-	-	0.00	0.00	0.00	-	560.00	-	-			5,650
5,700	0.00	0.00	0.00	-	1.60	-	-	0.00	0.00	0.00	-	12.00	-	-			0.00	0.00	0.00	-	581.00	-	-	0.00	0.00	0.00	-	606.00	-	-			5,700
5,750	0.00	0.00	0.00	-	0.95	-	-	0.00	0.00	0.00	-	9.10	-	-			0.00	0.00	0.00	-	630.00	-	-	0.00	0.00	0.00	-	653.00	-	-			5,750
5,800	0.00	0.00	0.00	-	0.57	-	-	0.00	0.00	0.00	-	6.90	-	-			0.00	0.00	0.00	-	680.00	-	-	0.00	0.00	0.00	-	700.00	-	-			5,800
5,850	0.00	0.00	0.00	-	0.33	-	-	0.00	0.00	0.00	-	5.20	-	-			0.00	0.00	0.00	-	730.00	-	-	0.00	0.00	0.00	-	749.00	-	-			5,850
Totals:						97	1,292					183	0	0	0						62	1,156					31	0	0	0			
Number of Trades:						6						8		0							4					2			0				

ALPHA BANK (CR)

(Contract Size: 100 Securities, Exercise Style: American, Physical Delivery)

Call Options																	Put Options																
Exercise Price	October 2025						November 2025						Other Months		October 2025						November 2025						Other Months		Exercise Price				
	Open price	Price max	Price min	Last price	Closing price	Volume	Open Interest	Open price	Price max	Price min	Last price	Closing price	Volume	Open Interest	Volume	Open Interest	Open price	Price max	Price min	Last price	Closing price	Volume	Open Interest	Open price	Price max	Price min	Last price	Closing price		Volume	Open Interest	Volume	Open Interest
2.000						-	-						-	-								-	-										0.020
2.200	0.000	0.000	0.000		1.16	-	-						-	-			0.000	0.000	0.000		0.001	-	-									0.022	
2.300	0.000	0.000	0.000		1.06	-	-						-	-			0.000	0.000	0.000		0.001	-	-									0.023	
2.400	0.000	0.000	0.000		0.964	-	-	0.000	0.000	0.000		0.001	-	-			0.000	0.000	0.000		0.001	-	-	0.000	0.000	0.000		0.001	-	-		0.024	
2.500	0.000	0.000	0.000		0.864	-	-	0.000	0.000	0.000		0.001	-	-			0.000	0.000	0.000		0.001	-	-	0.000	0.000	0.000		0.001	-	-		0.025	
2.600	0.000	0.000	0.000		0.764	-	-	0.000	0.000	0.000		0.001	-	-			0.000	0.000	0.000		0.001	-	-	0.000	0.000	0.000		0.001	-	-		0.026	
2.700	0.000	0.000	0.000		0.666	-	-	0.000	0.000	0.000		0.001	-	-			0.000	0.000	0.000		0.001	-	-	0.000	0.000	0.000		0.001	-	-		0.027	
2.800	0.000	0.000	0.000		0.568	-	-	0.000	0.000	0.000		0.001	-	-			0.000	0.000	0.000		0.001	-	-	0.000	0.000	0.000		0.001	-	-		0.028	
2.900	0.000	0.000	0.000		0.474	-	-	0.000	0.000	0.000		0.001	-	-			0.000	0.000	0.000		0.001	-	-	0.000	0.000	0.000		0.001	-	-		0.029	
3.000	0.000	0.000	0.000		0.384	-	-	0.000	0.000	0.000		0.001	-	-			0.000	0.000	0.000		0.001	-	-	0.000	0.000	0.000		0.001	-	-		0.030	
3.100	0.000	0.000	0.000		0.302	-	-	0.000	0.000	0.000		0.001	-	-			0.000	0.000	0.000		0.001	-	-	0.000	0.000	0.000		0.001	-	-		0.031	
3.200	0.000	0.000	0.000		0.229	-	-	0.000	0.000	0.000		0.001	-	-			0.000	0.000	0.000		0.001	-	-	0.000	0.000	0.000		0.001	-	-		0.032	
3.300	0.000	0.000	0.000		0.168	-	-	0.000	0.000	0.000		0.001	-	-			0.000	0.000	0.000		0.001	-	-	0.000	0.000	0.000		0.001	-	-		0.033	
3.400	0.000	0.000	0.000		0.118	-	-	0.000	0.000	0.000		0.001	-	-			0.000	0.000	0.000		0.001	-	-	0.000	0.000	0.000		0.001	-	-		0.034	
3.500	0.000	0.000	0.000		0.080	-	-	0.000	0.000	0.000		0.001	-	-			0.000	0.000	0.000		0.001	-	-	0.000	0.000	0.000		0.001	-	-		0.035	
3.600	0.000	0.000	0.000		0.052	-	-	0.000	0.000	0.000		0.001	-	-			0.000	0.000	0.000		0.001	-	-	0.000	0.000	0.000		0.001	-	-		0.036	
3.700	0.000	0.000	0.000		0.032	-	-	0.000	0.000	0.000		0.001	-	-			0.000	0.000	0.000		0.001	-	-	0.000	0.000	0.000		0.001	-	-		0.037	
3.800	0.000	0.000	0.000		0.019	-	-	0.000	0.000	0.000		0.001	-	-			0.000	0.000	0.000		0.001	-	-	0.000	0.000	0.000		0.001	-	-		0.038	
3.900	0.000	0.000	0.000		0.011	-	-	0.000	0.000	0.000		0.001	-	-			0.000	0.000	0.000		0.001	-	-	0.000	0.000	0.000		0.001	-	-		0.039	
4.000	0.000	0.000	0.000		0.006	-	-	0.000	0.000	0.000		0.001	-	-			0.000	0.000	0.000		0.001	-	-	0.000	0.000	0.000		0.001	-	-		0.040	
4.250	0.000	0.000	0.000		0.001	-	-	0.000	0.000	0.000		0.001	-	-			0.000	0.000	0.000		0.001	-	-	0.000	0.000	0.000		0.001	-	-		0.043	
4.400	0.000	0.000	0.000		0.001	-	-						-	-			0.000	0.000	0.000		1.04	-	-								0.044		
4.500	0.000	0.000	0.000		0.001	-	-	0.000	0.000	0.000		0.001	-	-			0.000	0.000	0.000		1.14	-	-	0.000	0.000	0.000		0.001	-	-		0.045	
4.750	0.000	0.000	0.000		0.001	-	-	0.000	0.000	0.000		0.001	-	-			0.000	0.000	0.000		1.39	-	-	0.000	0.000	0.000		0.001	-	-		0.048	
4.800	0.000	0.000	0.000		0.001	-	-						-	-			0.000	0.000	0.000		1.44	-	-								0.048		
5.000	0.000	0.000	0.000		0.001	-	-	0.000	0.000	0.000		0.001	-	-			0.000	0.000	0.000		1.64	-	-	0.000	0.000	0.000		0.001	-	-		0.050	
5.250	0.000	0.000	0.000		0.001	-	-	0.000	0.000	0.000		0.001	-	-			0.000	0.000	0.000		1.89	-	-	0.000	0.000	0.000		0.001	-	-		0.053	
5.500	0.000	0.000	0.000		0.001	-	-	0.000	0.000	0.000		0.001	-	-			0.000	0.000	0.000		2.14	-	-	0.000	0.000	0.000		0.001	-	-		0.055	
5.750	0.000	0.000	0.000		0.001	-	-	0.000	0.000	0.000		0.001	-	-			0.000	0.000	0.000		2.39	-	-	0.000	0.000	0.000		0.001	-	-		0.058	
6.000	0.000	0.000	0.000		0.001	-	-	0.000	0.000	0.000		0.001	-	-			0.000	0.000	0.000		2.64	-	-	0.000	0.000	0.000		0.001	-	-		0.060	
Totals:						0	0					0	0	0	0						0	0											
Number of Trades:						0						0		0							0.00						0		0				

NATIONAL BANK (CR)

(Contract Size: 100 Securities, Exercise Style: American, Physical Delivery)

Call Options																Put Options																	
October 2025								November 2025								Other Months		October 2025						November 2025						Other Months		Exercise Price	
Exercise Price	Open price	Price max	Price min	Last price	Closing price	Volume	Open Interest	Open price	Price max	Price min	Last price	Closing price	Volume	Open Interest	Volume	Open Interest	Open price	Price max	Price min	Last price	Closing price	Volume	Open Interest	Open price	Price max	Price min	Last price	Closing price	Volume	Open Interest	Volume	Open Interest	Exercise Price
5.600						-	-																										0.056
6.000						-	-																										0.060
6.400						-	-																										0.064
6.800						-	-																										0.068
7.200						-	-																										0.072
7.600						-	-																										0.076
8.000						-	-																										0.080
8.250	0.000	0.000	0.000		3.47	-	-	0.000	0.000	0.000		0.001	-	-			0.000	0.000	0.000		0.001	-	-	0.000	0.000	0.000		0.001	-	-			0.083
8.400						-	-																										0.084
8.500	0.000	0.000	0.000		3.22	-	-	0.000	0.000	0.000		0.001	-	-			0.000	0.000	0.000		0.001	-	-	0.000	0.000	0.000		0.001	-	-			0.085
8.750	0.000	0.000	0.000		2.97	-	-	0.000	0.000	0.000		0.001	-	-			0.000	0.000	0.000		0.001	-	-	0.000	0.000	0.000		0.001	-	-			0.088
8.800	0.000	0.000	0.000		2.92	-	-										0.000	0.000	0.000		0.001	-	-										0.088
9.000	0.000	0.000	0.000		2.72	-	-	0.000	0.000	0.000		0.001	-	-			0.000	0.000	0.000		0.001	-	-	0.000	0.000	0.000		0.001	-	-			0.090
9.200	0.000	0.000	0.000		2.52	-	-										0.000	0.000	0.000		0.001	-	-										0.092
9.250	0.000	0.000	0.000		2.47	-	-	0.000	0.000	0.000		0.001	-	-			0.000	0.000	0.000		0.001	-	-	0.000	0.000	0.000		0.001	-	-			0.093
9.500	0.000	0.000	0.000		2.23	-	-	0.000	0.000	0.000		0.001	-	-			0.000	0.000	0.000		0.001	-	-	0.000	0.000	0.000		0.001	-	-			0.095
9.600	0.000	0.000	0.000		2.13	-	-										0.000	0.000	0.000		0.001	-	-										0.096
9.750	0.000	0.000	0.000		1.98	-	-	0.000	0.000	0.000		0.001	-	-			0.000	0.000	0.000		0.003	-	-	0.000	0.000	0.000		0.001	-	-			0.098
10.000	0.000	0.000	0.000		1.73	-	-	0.000	0.000	0.000		0.001	-	-			0.000	0.000	0.000		0.007	-	-	0.000	0.000	0.000		0.001	-	-			0.100
10.500	0.000	0.000	0.000		1.26	-	-	0.000	0.000	0.000		0.001	-	-			0.000	0.000	0.000		0.033	-	-	0.000	0.000	0.000		0.001	-	-			0.105
11.000	0.000	0.000	0.000		0.835	-	-	0.000	0.000	0.000		0.001	-	-			0.000	0.000	0.000		0.108	-	-	0.000	0.000	0.000		0.001	-	-			0.110
11.500	0.000	0.000	0.000		0.494	-	-	0.000	0.000	0.000		0.001	-	-			0.000	0.000	0.000		0.267	-	3	0.000	0.000	0.000		0.001	-	-			0.115
12.000	0.000	0.000	0.000		0.255	-	-	0.000	0.000	0.000		0.001	-	-			0.000	0.000	0.000		0.528	-	-	0.000	0.000	0.000		0.001	-	-			0.120
12.500	0.000	0.000	0.000		0.115	-	7	0.000	0.000	0.000		0.001	-	-			0.000	0.000	0.000		0.889	-	-	0.000	0.000	0.000		0.001	-	-			0.125
13.000	0.000	0.000	0.000		0.045	-	3	0.000	0.000	0.000		0.001	-	-			0.000	0.000	0.000		1.32	-	-	0.000	0.000	0.000		0.001	-	-			0.130
13.500	0.000	0.000	0.000		0.015	-	-	0.000	0.000	0.000		0.001	-	-			0.000	0.000	0.000		1.80	-	-	0.000	0.000	0.000		0.001	-	-			0.135
14.000	0.000	0.000	0.000		0.004	-	-	0.000	0.000	0.000		0.001	-	-			0.000	0.000	0.000		2.29	-	-	0.000	0.000	0.000		0.001	-	-			0.140
14.500	0.000	0.000	0.000		0.001	-	-	0.000	0.000	0.000		0.001	-	-			0.000	0.000	0.000		2.79	-	-	0.000	0.000	0.000		0.001	-	-			0.145
15.000	0.000	0.000	0.000		0.001	-	-	0.000	0.000	0.000		0.001	-	-			0.000	0.000	0.000		3.29	-	-	0.000	0.000	0.000		0.001	-	-			0.150
15.500	0.000	0.000	0.000		0.001	-	-	0.000	0.000	0.000		0.001	-	-			0.000	0.000	0.000		3.79	-	-	0.000	0.000	0.000		0.001	-	-			0.155
16.000	0.000	0.000	0.000		0.001	-	-	0.000	0.000	0.000		0.001	-	-			0.000	0.000	0.000		4.29	-	-	0.000	0.000	0.000		0.001	-	-			0.160
16.500	0.000	0.000	0.000		0.001	-	-	0.000	0.000	0.000		0.001	-	-			0.000	0.000	0.000		4.79	-	-	0.000	0.000	0.000		0.001	-	-			0.165
17.000	0.000	0.000	0.000		0.001	-	-	0.000	0.000	0.000		0.001	-	-			0.000	0.000	0.000		5.29	-	-	0.000	0.000	0.000		0.001	-	-			0.170
17.500	0.000	0.000	0.000		0.001	-	-	0.000	0.000	0.000		0.001	-	-			0.000	0.000	0.000		5.79	-	-	0.000	0.000	0.000		0.001	-	-			0.175
18.000	0.000	0.000	0.000		0.001	-	-	0.000	0.000	0.000		0.001	-	-			0.000	0.000	0.000		6.29	-	-	0.000	0.000	0.000		0.001	-	-			0.180
18.500	0.000	0.000	0.000		0.001	-	-	0.000	0.000	0.000		0.001	-	-			0.000	0.000	0.000		6.79	-	-	0.000	0.000	0.000		0.001	-	-			0.185

NATIONAL BANK (CR)

(Contract Size: 100 Securities, Exercise Style: American, Physical Delivery)

	Call Options														Put Options																					
	October 2025						November 2025						Other Months		October 2025						November 2025						Other Months									
Exercise Price	Open price	Price max	Price min	Last price	Closing price	Volume	Open Interest	Open price	Price max	Price min	Last price	Closing price	Volume	Open Interest	Volume	Open Interest	Open price	Price max	Price min	Last price	Closing price	Volume	Open Interest	Open price	Price max	Price min	Last price	Closing price	Volume	Open Interest	Volume	Open Interest	Exercise Price			
Totals:						0	10							0	0	0	0							0	3							0	0	0	150	
Number of Trades:							0							0		0								0.00								0		0		

OPAP (CR)

(Contract Size: 100 Securities, Exercise Style: American, Physical Delivery)

Exerise Price	Call Options														Put Options														Exerise Price												
	October 2025							November 2025							Other Months		October 2025							November 2025							Other Months										
	Open price	Price max	Price min	Last price	Closing price	Volume	Open Interest	Open price	Price max	Price min	Last price	Closing price	Volume	Open Interest	Volume	Open Interest	Open price	Price max	Price min	Last price	Closing price	Volume	Open Interest	Open price	Price max	Price min	Last price	Closing price		Volume	Open Interest	Volume	Open Interest								
10.000						-	-							-	-																		0.100								
11.000						-	-							-	-																		0.110								
12.000						-	-							-	-																		0.120								
13.000						-	-							-	-																		0.130								
14.000	0.000	0.000	0.000		6.18	-	-	0.000	0.000	0.000		0.001	-	-		0.000	0.000	0.000		0.001	-	-	0.000	0.000	0.000		0.001	-	-		0.140										
14.500	0.000	0.000	0.000		5.68	-	-	0.000	0.000	0.000		0.001	-	-		0.000	0.000	0.000		0.001	-	-	0.000	0.000	0.000		0.001	-	-		0.145										
15.000	0.000	0.000	0.000		5.18	-	-	0.000	0.000	0.000		0.001	-	-		0.000	0.000	0.000		0.001	-	-	0.000	0.000	0.000		0.001	-	-		0.150										
15.500	0.000	0.000	0.000		4.68	-	-	0.000	0.000	0.000		0.001	-	-		0.000	0.000	0.000		0.001	-	-	0.000	0.000	0.000		0.001	-	-		0.155										
16.000	0.000	0.000	0.000		4.18	-	-	0.000	0.000	0.000		0.001	-	-		0.000	0.000	0.000		0.001	-	-	0.000	0.000	0.000		0.001	-	-		0.160										
16.500	0.000	0.000	0.000		3.69	-	-	0.000	0.000	0.000		0.001	-	-		0.000	0.000	0.000		0.001	-	-	0.000	0.000	0.000		0.001	-	-		0.165										
17.000	0.000	0.000	0.000		3.19	-	-	0.000	0.000	0.000		0.001	-	-		0.000	0.000	0.000		0.001	-	-	0.000	0.000	0.000		0.001	-	-		0.170										
17.500	0.000	0.000	0.000		2.69	-	-	0.000	0.000	0.000		0.001	-	-		0.000	0.000	0.000		0.003	-	-	0.000	0.000	0.000		0.001	-	-		0.175										
18.000	0.000	0.000	0.000		2.20	-	-	0.000	0.000	0.000		0.001	-	-		0.000	0.000	0.000		0.012	-	-	0.000	0.000	0.000		0.001	-	-		0.180										
18.500	0.000	0.000	0.000		1.73	-	-	0.000	0.000	0.000		0.001	-	-		0.000	0.000	0.000		0.036	-	90	0.000	0.000	0.000		0.001	-	-		0.185										
19.000	0.000	0.000	0.000		1.29	-	-	0.000	0.000	0.000		0.001	-	-		0.000	0.000	0.000		0.097	-	150	0.000	0.000	0.000		0.001	-	-		0.190										
19.500	0.000	0.000	0.000		0.896	-	-	0.000	0.000	0.000		0.001	-	-		0.258	0.258	0.258	0.258	0.258	15	32	0.000	0.000	0.000		0.001	-	-		0.195										
20.000	0.000	0.000	0.000		0.584	-	-	0.000	0.000	0.000		0.001	-	-		0.000	0.000	0.000		0.395	-	30	0.000	0.000	0.000		0.001	-	-		0.200										
21.000	0.000	0.000	0.000		0.192	-	-	0.000	0.000	0.000		0.001	-	-		0.000	0.000	0.000		1.00	-	-	0.000	0.000	0.000		0.001	-	-		0.210										
22.000	0.000	0.000	0.000		0.043	-	-	0.000	0.000	0.000		0.001	-	-		0.000	0.000	0.000		1.86	-	-	0.000	0.000	0.000		0.001	-	-		0.220										
23.000	0.000	0.000	0.000		0.007	-	-	0.000	0.000	0.000		0.001	-	-		0.000	0.000	0.000		2.84	-	-	0.000	0.000	0.000		0.001	-	-		0.230										
24.000	0.000	0.000	0.000		0.001	-	-	0.000	0.000	0.000		0.001	-	-		0.000	0.000	0.000		3.84	-	-	0.000	0.000	0.000		0.001	-	-		0.240										
25.000	0.000	0.000	0.000		0.002	-	-	0.000	0.000	0.000		0.001	-	-		0.000	0.000	0.000		4.84	-	-	0.000	0.000	0.000		0.001	-	-		0.250										
26.000	0.000	0.000	0.000		0.001	-	-	0.000	0.000	0.000		0.001	-	-		0.000	0.000	0.000		5.84	-	-	0.000	0.000	0.000		0.001	-	-		0.260										
27.000	0.000	0.000	0.000		0.001	-	-	0.000	0.000	0.000		0.001	-	-		0.000	0.000	0.000		6.84	-	-	0.000	0.000	0.000		0.001	-	-		0.270										
28.000	0.000	0.000	0.000		0.001	-	-	0.000	0.000	0.000		0.001	-	-		0.000	0.000	0.000		7.84	-	-	0.000	0.000	0.000		0.001	-	-		0.280										
29.000	0.000	0.000	0.000		0.001	-	-	0.000	0.000	0.000		0.001	-	-		0.000	0.000	0.000		8.84	-	-	0.000	0.000	0.000		0.001	-	-		0.290										
30.000	0.000	0.000	0.000		0.001	-	-	0.000	0.000	0.000		0.001	-	-		0.000	0.000	0.000		9.84	-	-	0.000	0.000	0.000		0.001	-	-		0.300										
Totals:						0	0							0	0	0	0							0	302							0	0	0	0						
Number of Trades:						0							0							0							1.00							0							0

OTE (CR)

(Contract Size: 100 Securities, Exercise Style: American, Physical Delivery)

Call Options																	Put Options																		
October 2025							November 2025							Other Months			October 2025							November 2025				Other Months							
Exercise Price	Open price	Price max	Price min	Last price	Closing price	Volume	Open Interest	Open price	Price max	Price min	Last price	Closing price	Volume	Open Interest	Volume	Open Interest	Open price	Price max	Price min	Last price	Closing price	Volume	Open Interest	Open price	Price max	Price min	Last price	Closing price	Volume	Open Interest	Volume	Open Interest	Exercise Price		
9.600						-	-							-	-									-	-									0.096	
10.000	0.000	0.000	0.000		6.68	-	-							-	-		0.000	0.000	0.000		0.001	-	-											0.100	
10.500	0.000	0.000	0.000		6.18	-	-							-	-		0.000	0.000	0.000		0.001	-	-											0.105	
11.000	0.000	0.000	0.000		5.68	-	-	0.000	0.000	0.000		0.001	-	-			0.000	0.000	0.000		0.001	-	-	0.000	0.000	0.000		0.001	-	-				0.110	
11.500	0.000	0.000	0.000		5.18	-	-	0.000	0.000	0.000		0.001	-	-			0.000	0.000	0.000		0.001	-	-	0.000	0.000	0.000		0.001	-	-				0.115	
12.000	0.000	0.000	0.000		4.68	-	-	0.000	0.000	0.000		0.001	-	-			0.000	0.000	0.000		0.001	-	-	0.000	0.000	0.000		0.001	-	-				0.120	
12.500	0.000	0.000	0.000		4.18	-	-	0.000	0.000	0.000		0.001	-	-			0.000	0.000	0.000		0.001	-	-	0.000	0.000	0.000		0.001	-	-				0.125	
13.000	0.000	0.000	0.000		3.68	-	-	0.000	0.000	0.000		0.001	-	-			0.000	0.000	0.000		0.001	-	-	0.000	0.000	0.000		0.001	-	-				0.130	
13.500	0.000	0.000	0.000		3.18	-	-	0.000	0.000	0.000		0.001	-	-			0.000	0.000	0.000		0.001	-	-	0.000	0.000	0.000		0.001	-	-				0.135	
14.000	0.000	0.000	0.000		2.68	-	-	0.000	0.000	0.000		0.001	-	-			0.000	0.000	0.000		0.001	-	-	0.000	0.000	0.000		0.001	-	-				0.140	
14.500	0.000	0.000	0.000		2.19	-	-	0.000	0.000	0.000		0.001	-	-			0.000	0.000	0.000		0.001	-	-	0.000	0.000	0.000		0.001	-	-				0.145	
15.000	0.000	0.000	0.000		1.70	-	-	0.000	0.000	0.000		0.001	-	-			0.000	0.000	0.000		0.001	-	-	0.000	0.000	0.000		0.001	-	-				0.150	
15.500	0.000	0.000	0.000		1.24	-	-	0.000	0.000	0.000		0.001	-	-			0.000	0.000	0.000		0.001	-	-	0.000	0.000	0.000		0.001	-	-				0.155	
16.000	0.000	0.000	0.000		0.827	-	-	0.000	0.000	0.000		0.001	-	-			0.000	0.000	0.000		0.001	-	-	0.285	0.285	0.285	0.285	0.285	15	0				0.160	
16.500	0.000	0.000	0.000		0.500	-	-	0.000	0.000	0.000		0.001	-	-			0.000	0.000	0.000		0.001	-	-	0.000	0.000	0.000		0.001	-	-				0.165	
17.000	0.000	0.000	0.000		0.267	-	-	0.000	0.000	0.000		0.001	-	-			0.000	0.000	0.000		0.001	-	-	0.000	0.000	0.000		0.001	-	-				0.170	
17.500	0.000	0.000	0.000		0.125	-	-	0.000	0.000	0.000		0.001	-	-			0.000	0.000	0.000		0.001	-	-	0.000	0.000	0.000		0.001	-	-				0.175	
18.000	0.000	0.000	0.000		0.052	-	-	0.000	0.000	0.000		0.001	-	-			0.000	0.000	0.000		0.001	-	-	0.000	0.000	0.000		0.001	-	-				0.180	
18.500	0.000	0.000	0.000		0.018	-	-	0.000	0.000	0.000		0.001	-	-			0.000	0.000	0.000		0.001	-	-	0.000	0.000	0.000		0.001	-	-				0.185	
19.000	0.000	0.000	0.000		0.006	-	-	0.000	0.000	0.000		0.001	-	-			0.000	0.000	0.000		0.001	-	-	0.000	0.000	0.000		0.001	-	-				0.190	
19.500	0.000	0.000	0.000		0.002	-	-	0.000	0.000	0.000		0.001	-	-			0.000	0.000	0.000		0.001	-	-	0.000	0.000	0.000		0.001	-	-				0.195	
20.000	0.000	0.000	0.000		0.001	-	-	0.000	0.000	0.000		0.001	-	-			0.000	0.000	0.000		0.001	-	-	0.000	0.000	0.000		0.001	-	-				0.200	
21.000	0.000	0.000	0.000		0.001	-	-	0.000	0.000	0.000		0.001	-	-			0.000	0.000	0.000		0.001	-	-	0.000	0.000	0.000		0.001	-	-				0.210	
22.000	0.000	0.000	0.000		0.001	-	-	0.000	0.000	0.000		0.001	-	-			0.000	0.000	0.000		0.001	-	-	0.000	0.000	0.000		0.001	-	-				0.220	
23.000	0.000	0.000	0.000		0.001	-	-	0.000	0.000	0.000		0.001	-	-			0.000	0.000	0.000		0.001	-	-	0.000	0.000	0.000		0.001	-	-				0.230	
24.000	0.000	0.000	0.000		0.001	-	-	0.000	0.000	0.000		0.001	-	-			0.000	0.000	0.000		0.001	-	-	0.000	0.000	0.000		0.001	-	-				0.240	
26.000						-	-							-	-																				0.260
Totals:						0	0					0	0	0	0	0						0	90												
Number of Trades:						0						0			0								0.00										1	0	

PIRAEUS FINANCIAL HOLD (CR)

(Contract Size: 100 Securities, Exercise Style: American, Physical Delivery)

Call Options																	Put Options																	
October 2025							November 2025							Other Months			October 2025							November 2025							Other Months			
Exercise Price	Open price	Price max	Price min	Last price	Closing price	Volume	Open Interest	Open price	Price max	Price min	Last price	Closing price	Volume	Open Interest	Volume	Open Interest	Open price	Price max	Price min	Last price	Closing price	Volume	Open Interest	Open price	Price max	Price min	Last price	Closing price	Volume	Open Interest	Volume	Open Interest	Exercise Price	
2.800						-	-																											0.028
3.000						-	-																											0.030
3.200						-	-																											0.032
3.400						-	-																											0.034
3.600						-	-																											0.036
3.800						-	-																											0.038
4.000	0.000	0.000	0.000		2.92	-	-	0.000	0.000	0.000		0.001	-	-			0.000	0.000	0.000		0.001	-	-	0.000	0.000	0.000		0.001	-	-			0.040	
4.250	0.000	0.000	0.000		2.67	-	-	0.000	0.000	0.000		0.001	-	-			0.000	0.000	0.000		0.001	-	-	0.000	0.000	0.000		0.001	-	-			0.043	
4.400						-	-																											0.044
4.500	0.000	0.000	0.000		2.42	-	-	0.000	0.000	0.000		0.001	-	-			0.000	0.000	0.000		0.001	-	-	0.000	0.000	0.000		0.001	-	-			0.045	
4.750	0.000	0.000	0.000		2.17	-	-	0.000	0.000	0.000		0.001	-	-			0.000	0.000	0.000		0.001	-	-	0.000	0.000	0.000		0.001	-	-			0.048	
4.800	0.000	0.000	0.000		2.12	-	-																											0.048
5.000	0.000	0.000	0.000		1.92	-	-	0.000	0.000	0.000		0.001	-	-			0.000	0.000	0.000		0.001	-	-	0.000	0.000	0.000		0.001	-	-			0.050	
5.200	0.000	0.000	0.000		1.72	-	-																											0.052
5.250	0.000	0.000	0.000		1.67	-	-	0.000	0.000	0.000		0.001	-	-			0.000	0.000	0.000		0.001	-	-	0.000	0.000	0.000		0.001	-	-			0.053	
5.500	0.000	0.000	0.000		1.42	-	-	0.000	0.000	0.000		0.001	-	-			0.000	0.000	0.000		0.001	-	-	0.000	0.000	0.000		0.001	-	-			0.055	
5.600	0.000	0.000	0.000		1.32	-	-																											0.056
5.750	0.000	0.000	0.000		1.17	-	-	0.000	0.000	0.000		0.001	-	-			0.000	0.000	0.000		0.001	-	-	0.000	0.000	0.000		0.001	-	-			0.058	
6.000	0.000	0.000	0.000		0.927	-	-	0.000	0.000	0.000		0.001	-	-			0.000	0.000	0.000		0.001	-	-	0.000	0.000	0.000		0.001	-	-			0.060	
6.250	0.000	0.000	0.000		0.696	-	-	0.000	0.000	0.000		0.001	-	-			0.000	0.000	0.000		0.001	-	-	0.000	0.000	0.000		0.001	-	-			0.063	
6.400	0.000	0.000	0.000		0.568	-	-																											0.064
6.500	0.000	0.000	0.000		0.488	-	-	0.000	0.000	0.000		0.001	-	-			0.000	0.000	0.000		0.001	-	-	0.000	0.000	0.000		0.001	-	-			0.065	
6.750	0.000	0.000	0.000		0.314	-	-	0.000	0.000	0.000		0.001	-	-			0.000	0.000	0.000		0.001	-	-	0.000	0.000	0.000		0.001	-	-			0.068	
6.800	0.000	0.000	0.000		0.287	-	-																											0.068
7.000	0.000	0.000	0.000		0.187	-	-	0.000	0.000	0.000		0.001	-	-			0.000	0.000	0.000		0.001	-	-	0.000	0.000	0.000		0.001	-	-			0.070	
7.200	0.000	0.000	0.000		0.114	-	-																											0.072
7.250	0.000	0.000	0.000		0.100	-	-	0.000	0.000	0.000		0.001	-	-			0.000	0.000	0.000		0.001	-	-	0.000	0.000	0.000		0.001	-	-			0.073	
7.500	0.000	0.000	0.000		0.049	-	-	0.000	0.000	0.000		0.001	-	-			0.000	0.000	0.000		0.001	-	-	0.000	0.000	0.000		0.001	-	-			0.075	
7.600	0.000	0.000	0.000		0.035	-	-																											0.076
7.750	0.000	0.000	0.000		0.021	-	-	0.000	0.000	0.000		0.001	-	-			0.000	0.000	0.000		0.001	-	-	0.000	0.000	0.000		0.001	-	-			0.078	
8.000	0.000	0.000	0.000		0.009	-	-	0.000	0.000	0.000		0.001	-	-			0.000	0.000	0.000		0.001	-	-	0.000	0.000	0.000		0.001	-	-			0.080	
8.250	0.000	0.000	0.000		0.003	-	-	0.000	0.000	0.000		0.001	-	-			0.000	0.000	0.000		0.001	-	-	0.000	0.000	0.000		0.001	-	-			0.083	
8.400	0.000	0.000	0.000		0.002	-	-																											0.084
8.500	0.000	0.000	0.000		0.001	-	-	0.000	0.000	0.000		0.001	-	-			0.000	0.000	0.000		0.001	-	-	0.000	0.000	0.000		0.001	-	-			0.085	
8.750	0.000	0.000	0.000		0.001	-	-	0.000	0.000	0.000		0.001	-	-			0.000	0.000	0.000		0.001	-	-	0.000	0.000	0.000		0.001	-	-			0.088	
8.800	0.000	0.000	0.000		0.001	-	-																											0.088

PIRAEUS FINANCIAL HOLD (CR)

(Contract Size: 100 Securities, Exercise Style: American, Physical Delivery)

Call Options															Put Options																		
Exercise Price	October 2025						November 2025						Other Months		October 2025						November 2025						Other Months		Exercise Price				
	Open price	Price max	Price min	Last price	Closing price	Volume	Open Interest	Open price	Price max	Price min	Last price	Closing price	Volume	Open Interest	Volume	Open Interest	Open price	Price max	Price min	Last price	Closing price	Volume	Open Interest	Open price	Price max	Price min	Last price	Closing price		Volume	Open Interest	Volume	Open Interest
9.000	0.000	0.000	0.000		0.001	-	-	0.000	0.000	0.000		0.001	-	-			0.000	0.000	0.000		2.09	-	-	0.000	0.000	0.000		0.001	-	-			0.090
9.250	0.000	0.000	0.000		0.003	-	-	0.000	0.000	0.000		0.001	-	-			0.000	0.000	0.000		2.34	-	-	0.000	0.000	0.000		0.001	-	-			0.093
9.500	0.000	0.000	0.000		0.001	-	-	0.000	0.000	0.000		0.001	-	-			0.000	0.000	0.000		2.59	-	-	0.000	0.000	0.000		0.001	-	-			0.095
9.750	0.000	0.000	0.000		0.001	-	-	0.000	0.000	0.000		0.001	-	-			0.000	0.000	0.000		2.84	-	-	0.000	0.000	0.000		0.001	-	-			0.098
Totals:						0	0							0	0	0	0							0	0	0	0						
Number of Trades:						0							0	0							0.00							0	0				

PPC (CR)

(Contract Size: 100 Securities, Exercise Style: American, Physical Delivery)

Call Options																Put Options																			
Exercise Price	October 2025						November 2025						Other Months		October 2025						November 2025						Other Months		Exercise Price						
	Open price	Price max	Price min	Last price	Closing price	Volume	Open Interest	Open price	Price max	Price min	Last price	Closing price	Volume	Open Interest	Volume	Open Interest	Open price	Price max	Price min	Last price	Closing price	Volume	Open Interest	Open price	Price max	Price min	Last price	Closing price		Volume	Open Interest	Volume	Open Interest		
8.800						-	-							-	-								-	-								0.088			
9.200						-	-							-	-								-	-								0.092			
9.500	0.000	0.000	0.000		4.58	-	-	0.000	0.000	0.000		0.001	-	-		0.000	0.000	0.000		0.001	-	-	0.000	0.000	0.000		0.001	-	-		0.095				
9.600	0.000	0.000	0.000		4.48	-	-						-	-		0.000	0.000	0.000		0.001	-	-	0.000	0.000	0.000		0.001	-	-		0.096				
9.750	0.000	0.000	0.000		4.34	-	-	0.000	0.000	0.000		0.001	-	-		0.000	0.000	0.000		0.001	-	-	0.000	0.000	0.000		0.001	-	-		0.098				
10.000	0.000	0.000	0.000		4.09	-	-	0.000	0.000	0.000		0.001	-	-		0.000	0.000	0.000		0.001	-	-	0.000	0.000	0.000		0.001	-	-		0.100				
10.500	0.000	0.000	0.000		3.59	-	-	0.000	0.000	0.000		0.001	-	-		0.000	0.000	0.000		0.001	-	-	0.000	0.000	0.000		0.001	-	-		0.105				
11.000	0.000	0.000	0.000		3.09	-	-	0.000	0.000	0.000		0.001	-	-		0.000	0.000	0.000		0.001	-	-	0.000	0.000	0.000		0.001	-	-		0.110				
11.500	0.000	0.000	0.000		2.59	-	-	0.000	0.000	0.000		0.001	-	-		0.000	0.000	0.000		0.001	-	-	0.000	0.000	0.000		0.001	-	-		0.115				
12.000	0.000	0.000	0.000		2.09	-	-	0.000	0.000	0.000		0.001	-	-		0.000	0.000	0.000		0.002	-	-	0.000	0.000	0.000		0.001	-	-		0.120				
12.500	0.000	0.000	0.000		1.60	-	-	0.000	0.000	0.000		0.001	-	-		0.000	0.000	0.000		0.011	-	-	0.000	0.000	0.000		0.001	-	-		0.125				
13.000	0.000	0.000	0.000		1.14	-	-	0.000	0.000	0.000		0.001	-	-		0.000	0.000	0.000		0.046	-	-	0.000	0.000	0.000		0.001	-	-		0.130				
13.500	0.000	0.000	0.000		0.730	-	-	0.000	0.000	0.000		0.001	-	-		0.000	0.000	0.000		0.139	-	30	0.280	0.280	0.280	0.280	0.280	15	0		0.135				
14.000	0.000	0.000	0.000		0.414	-	-	0.000	0.000	0.000		0.001	-	-		0.300	0.301	0.279	0.279	0.279	20	75	0.000	0.000	0.000		0.001	-	-		0.140				
14.500	0.000	0.000	0.000		0.205	-	-	0.000	0.000	0.000		0.001	-	-		0.000	0.000	0.000		0.615	-	-	0.000	0.000	0.000		0.001	-	-		0.145				
15.000	0.000	0.000	0.000		0.087	-	15	0.203	0.203	0.203	0.203	0.203	15	-		0.000	0.000	0.000		0.999	-	-	0.000	0.000	0.000		0.001	-	-		0.150				
15.500	0.000	0.000	0.000		0.031	-	-	0.000	0.000	0.000		0.001	-	-		0.000	0.000	0.000		1.45	-	-	0.000	0.000	0.000		0.001	-	-		0.155				
16.000	0.000	0.000	0.000		0.009	-	-	0.000	0.000	0.000		0.001	-	-		0.000	0.000	0.000		1.93	-	-	0.000	0.000	0.000		0.001	-	-		0.160				
16.500	0.000	0.000	0.000		0.002	-	-	0.000	0.000	0.000		0.001	-	-		0.000	0.000	0.000		2.43	-	-	0.000	0.000	0.000		0.001	-	-		0.165				
17.000	0.000	0.000	0.000		0.001	-	-	0.000	0.000	0.000		0.001	-	-		0.000	0.000	0.000		2.93	-	-	0.000	0.000	0.000		0.001	-	-		0.170				
17.500	0.000	0.000	0.000		0.001	-	-	0.000	0.000	0.000		0.001	-	-		0.000	0.000	0.000		3.43	-	-	0.000	0.000	0.000		0.001	-	-		0.175				
18.000	0.000	0.000	0.000		0.001	-	-	0.000	0.000	0.000		0.001	-	-		0.000	0.000	0.000		3.93	-	-	0.000	0.000	0.000		0.001	-	-		0.180				
18.500	0.000	0.000	0.000		0.001	-	-	0.000	0.000	0.000		0.001	-	-		0.000	0.000	0.000		4.43	-	-	0.000	0.000	0.000		0.001	-	-		0.185				
19.000	0.000	0.000	0.000		0.001	-	-	0.000	0.000	0.000		0.001	-	-		0.000	0.000	0.000		4.93	-	-	0.000	0.000	0.000		0.001	-	-		0.190				
19.500	0.000	0.000	0.000		0.001	-	-	0.000	0.000	0.000		0.001	-	-		0.000	0.000	0.000		5.43	-	-	0.000	0.000	0.000		0.001	-	-		0.195				
20.000	0.000	0.000	0.000		0.001	-	-						-	-		0.000	0.000	0.000		5.93	-	-					-	-		0.200					
Totals:						0	15							15	0	0	0							0	105							15	0	0	0
Number of Trades:						0							1	0							4.00							1	0						

Lending Products	Underlying Title	Multilateral Transactions[1]					Bilateral Transactions[2]		Stock Borrowing through OTC (volume)[3]
		Open Interest[5]	Volume(Offered)	Average Weighted	Transactions volume	Average Weighted	Transactions Volume	Average Weighted	Transactions Volume
ADMIEBOR	ADMIE (IPTO) HOLDING S.A. (CR)	5,902	---	---	---	---	---	5,237,121	
AEGNBOR	AEGEAN AIRLINES (CR)	8,038	---	---	---	---	---	570,606	
AKTRBOR	AKTOR S.A. HOLDING CO. (CR)	---	---	---	---	---	---	1,653,981	
ALPHABOR	ALPHA BANK (CR)	---	---	---	500	3.70%	---	212,863,493	
AETFBOR	ALPHA ETF FTSE Athex Large Cap	---	---	---	---	---	---	---	
AIABOR	ATHENS INTL AIRPORT (CR)	8,100	---	---	---	---	---	397,162	
ACAGBOR	AUSTRIACARD (CB)	---	---	---	---	---	---	---	
OTOELBOR	AUTOHELLAS SA (CR)	1,000	---	---	---	---	---	63,963	
AVAXBOR	AVAX S.A. (CR)	---	---	---	---	---	---	1,000	
BOCHGRBOR	BANK OF CYPRUS (CR)	---	---	---	---	---	---	1,585,881	
EEEBOR	CC HBC AG (CR)	200	---	---	---	---	---	141,810	
CENERBOR	CENERGY HOLDINGS (CB)	---	---	---	---	---	---	180,734	
CREDIABOR	CrediaBank (CR)	---	---	---	---	---	---	156,100	
DIMANDBOR	DIMAND (CR)	---	---	---	---	---	---	5,509	
ELLAKTORBOR	ELLAKTOR (CR)	84,521	---	---	4,171	4.04%	---	640,371	
ELHABOR	ELVALHALCOR (CR)	---	---	---	115,974	5.24%	---	643,198	
EUROBBOR	EUROBANK HOLDINGS (CR)	75,000	---	---	---	---	---	134,779,569	
EYDAPBOR	EYDAP S.A. (CR)	---	---	---	---	---	---	262,794	
FOYRKBOR	FOURLIS (CR)	7,197	---	---	2,500	4.43%	---	25,590	
GEKTERNABOR	GEK TERNA (CR)	---	---	---	38,751	5.01%	---	686,451	
SARBOR	GR. SARANTIS S.A. (CR)	490	---	---	88	3.70%	---	40,883	
EXAEBOR	HELLENIC EXCHANGES-A.S.E. (CR)	---	---	---	---	---	---	461,086	
ELPEBOR	HELLENIO ENERGY (CR)	---	---	---	---	---	---	1,073,416	
INTEKBOR	IDEAL HOLDINGS (CR)	---	---	---	---	---	---	---	
INTRKBOR	INTRACOM HOLDINGS (CR)	---	---	---	---	---	---	32,999	
INLOTBOR	INTRALOT (CR)	---	---	---	---	---	---	436,215	
BELABOR	JUMBO SA (CR)	627	---	---	5,000	3.70%	---	219,983	
KRIBOR	KRI-KRI S.A. (CR)	2,924	---	---	---	---	---	4,000	
LAMDABOR	LAMDA DEVELOPMENT SA (CR)	10,150	---	---	---	---	---	223,277	
MTLNBOR	METLEN PLC (CR)	5,000	---	---	---	---	---	1,147,694	
MIGBOR	MIG (CR)	1,291	---	---	---	---	---	39,913	

Stock Lending Notes

[1] - Multilateral contracts Lending or Borrowing as per Methods 8-1, 8-2 and 8-3-3 (According to ATHEX BoD Resolution No.17)

[2] - Bilateral Contracts Lending or Borrowing as per Methods 8-3-1 and 8-3-2 & Contracts as per Method 4 (According to ATHEX BoD Resolution No.20)

[3] - The information concerning OTC Stock Borrowing Transactions is based on the statements of the Dematerialised Securities System (DSS) operators involved and refers to volumes that have been registered up until the previous working day.

[4] - Average Price (Volume weighted)

[5] - The Data concerning Open Interest before the start of trading session

Lending Products	Underlying Title	Open Interest[5]	Multilateral Transactions[1]				Bilateral Transactions[2]		Stock Borrowing through OTC (volume)[3]	
			Volume(Offered)	Average Weighted	Transactions volume	Average Weighted	Transactions Volume	Average Weighted	Transactions Volume	Transactions Volume
MOHBOR	MOTOR OIL (CR)	1,500	---	---	---	---	---	---	724,357	
ETEBOR	NATIONAL BANK (CR)	110,000	---	---	---	---	---	---	18,561,164	
NOVALBOR	NOVAL PROPERTY REIC (CR)	---	---	---	---	---	---	---	---	
OPAPBOR	OPAP (CR)	2,017	---	---	500	3.70%	---	---	2,220,757	
OPTIMABOR	OPTIMA BANK (CR)	400	---	---	25,000	3.70%	---	---	884,144	
HTOBOR	OTE (CR)	1,700	---	---	---	---	---	---	1,720,203	
PPABOR	P.P.A. S.A. (CR)	---	---	---	---	---	---	---	591,206	
TPEIRBOR	PIRAEUS FINANCIAL HOLD (CR)	115,666	---	---	3,000	3.70%	---	---	11,712,672	
PPCBOR	PPC (CR)	---	---	---	---	---	---	---	3,943,561	
PROFBOR	PROFILE SA (CR)	---	---	---	---	---	---	---	25,000	
QUESTBOR	QUEST HOLDINGS (CR)	2,196	---	---	---	---	---	---	18,034	
PLATBOR	THRACE PLASTICS SA (CR)	---	---	---	---	---	---	---	1,596	
TITCBOR	TITAN (CB)	259	---	---	---	---	---	---	99,804	
OLTHBOR	TPA SA (CR)	---	---	---	---	---	---	---	750	
VIOBOR	VIOHALCO SA/NV (CB)	---	---	---	---	---	8,629	0.01%	---	

Stock Lending Notes

[1] - Multilateral contracts Lending or Borrowing as per Methods 8-1, 8-2 and 8-3-3 (According to ATHEX BoD Resolution No.17)

[2] - Bilateral Contracts Lending or Borrowing as per Methods 8-3-1 and 8-3-2 & Contracts as per Method 4 (According to ATHEX BoD Resolution No.20)

[3] - The information concerning OTC Stock Borrowing Transactions is based on the statements of the Dematerialised Securities System (DSS) operators involved and refers to volumes that have been registered up until the previous working day.

[4] - Average Price (Volume weighted)

[5] - The Data concerning Open Interest before the start of trading session

Sectors codification for listed companies

12003 -	ETF	10101010	Computer Services
10101015	Software	10102030	Computer Hardware
15101010	Telecommunications Equipment	15102015	Telecommunications Services
20101010	Health Care Facilities	20102010	Medical Equipment
20103015	Pharmaceuticals	30101010	Banks
30202000	Diversified Financial Services	30202010	Asset Managers & Custodians
30202015	Investment Services	30204000	Closed End Investments
30302010	Full Line Insurance	30302015	Insurance Brokers
30302025	Property and Casualty Insurance	35101010	Real Estate Holding and Development
35101015	Real Estate Services	35102000	Diversified REITs
35102030	Office REITs	35102045	Retail REITs.
40202015	Household Furnishings	40202020	Household Appliance
40203040	Electronic Entertainment	40204020	Clothing & Accessories
40301010	Entertainment	40301030	Publishing
40301035	Radio & TV Broadcasters	40401010	Diversified Retailers
40401020	Apparel Retailers	40401025	Home Improvement Retailers
40401030	Specialty Retailers	40501010	Airlines
40501015	Travel & Tourism	40501020	Casinos & Gambling
40501025	Hotels & Motels	45101015	Distillers & Vintners
45101020	Soft Drinks	45102010	Farming Fishing Ranching & Plantations
45102020	Food Products	45103010	Tobacco
45201010	Food Retailers & Wholesalers	45201020	Personal Products
50101010	Construction	50101020	Building Roof/Wallboard and Plumbing
50101030	Cement	50101035	Building Materials: Other
50202010	Electrical Components	50203015	Plastics
50203030	Containers & Packaging	50204000	Machinery: Industrial
50204020	Machinery: Construction & Handling	50205010	Industrial Suppliers
50205020	Back Office Support HR & Consulting	50205030	Forms & Bulk Printing Services
50206015	Commercial Vehicles & Parts	50206030	Marine Transportation
50206060	Transportation Services	55101000	Diversified Materials
55101020	Textile Products	55102000	General Mining
55102010	Iron & Steel	55102015	Metal Fabricating
55102035	Aluminum	60101020	Oil Refining and Marketing
65101010	Alternative Electricity	65101015	Conventional Electricity
65102000	Multi-Utilities	65102030	Water

ATHEXGROUP

Athens Exchange Group

Λεωφ. Αθηνών 110 | 104 42 Αθήνα
110 Athinon Ave | 104 42 Athens GR
T +30 210 3366 800
www.athexgroup.gr