

25

Ημερήσιο Δελτίο
Συναλλακτικής Δραστηριότητας

Daily Official List
of Trading Activity



Disclaimer:

Hellenic Exchanges-Athens Stock Exchange S.A endeavours to ensure that the data and other material ("Information") presented on the Daily Official List are accurate and complete, but it is not liable for any errors or omissions of data or /and for the accuracy, credibility, updating and completeness of the aforesaid information nor it has any liability arising directly or indirectly from the use of the above Information.

The Company is not liable for the accuracy of the data included in listed companies' announcements. Only the sender of such an announcement is fully and solely liable for any infringement of third party's rights from the content of such announcement, All contents of the Daily Official List are provided only for information purposes and do not constitute investment advice or solicitation to invest in securities or other products listed for trading on the Exchange.

You acknowledge and agree that the Company is the owner of any property rights related to any Information appearing on the Daily Official List including intellectual property rights copyright, trademarks, etc.

The above data are a property of the Hellenic Exchanges-Athens Exchange and are copyright protected. Users are forbidden to reproduce, modify, copy, sale, transmit or redistribute, by all reproduction means and methods, part or the whole of the above data, without reference to their source.

The commercial exploitation of these data is, also, forbidden by third parties. Hellenic Exchanges-Athens Exchange does not carry any responsibility, direct or indirect, derived from usage or accidental alteration of the above data when used by third parties.

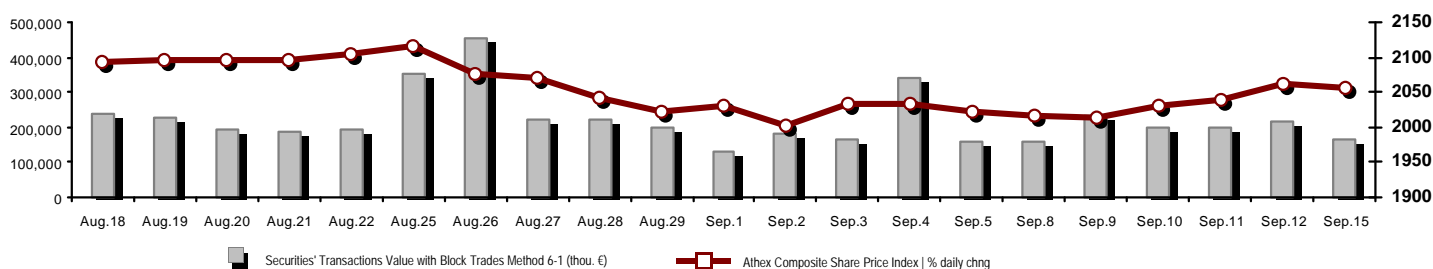
Hellenic Exchanges – Athens Stock Exchange S.A.

110 Athinon Ave.,10442 Athens, Tel: (210) 33.66.800, Fax: (210) 32.13.938

www.athexgroup.gr

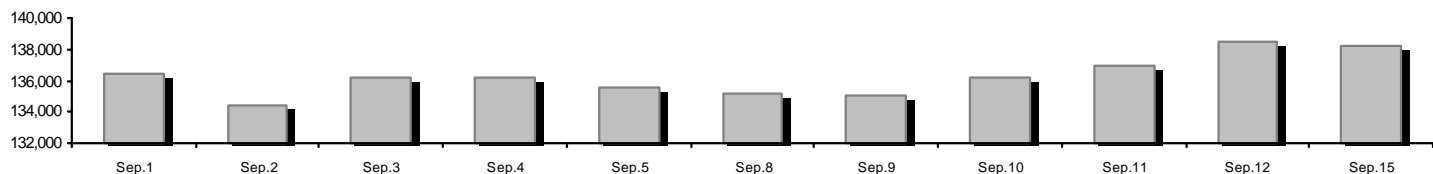
Summary of Markets

Athex Composite Share Price Index vs Shares and Derivatives Transactions Value

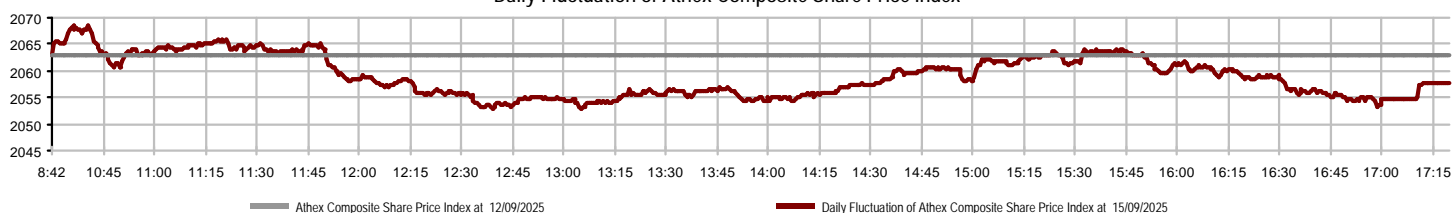


Athex Capitalisation (mill. €) **: 138,275.66	Derivatives Total Open Interest: 798,141
Daily change: mill. € %: -177.14 -0.13%	in Index Futures % daily chng: 9,877 1.63%
Yearly Avg Capitalisation: mill. € % chng prev year Avg: 122,339.74 23.97%	in Stock Futures % daily chng: 781,051 0.69%
Athex Composite Share Price Index % daily chng: 2,057.56 -0.25%	in Index Options % daily chng: 5,692 3.42%
Athex Composite Share Price Index Capitalisation (mill. €): 128,006.15	in Stock Options % daily chng: 1,521 0.00%
Daily change (mill. €): -256.63	
Securities' Transactions Value with Block Trades Method 6-1 (thou. €): 163,411.96	Derivatives Contracts Volume: 221,041
Daily change: %: -55,090.86 -25.21%	Daily change: pieces %: 47,940 27.69%
YtD Avg Trans. Value: thou. € % chng prev year Avg: 205,103.28 49.29%	YtD Avg Derivatives Contracts % chng prev year Avg: 48,522 30.39%
Blocks Transactions Value of Method 6-1 (thou. €): 21,475.90	Derivatives Trades Number: 4,028
Blocks Transactions Value of Method 6-2 & 6-3 (thou. €): 0.00	Daily change: number %: 632 18.61%
Bonds Transactions Value (thou.€): 1,981.97	YtD Avg Trades number % chng prev year Avg: 2,217 21.66%
Securities' Transactions Volume with Block Trades Method 6-1 (thou. Pieces): 30,233.84	Lending Total Open Interest: 435,034
Daily change: thou. pieces %: -5,512.26 -15.42%	Daily change: pieces %: -5,852 -1.33%
YtD Avg Volume: % chng prev year Avg: 41,899.81 44.02%	Lending Volume (Multilateral/Bilateral): 102,000
Blocks Transactions Volume of Method 6-1 (thou. Pieces): 4,640.22	Daily change: pieces %: 89,534
Blocks Transactions Volume of Method 6-2 & 6-3 (thou. Pieces): 0.00	Multilateral Lending: 5,000
Bonds Transactions Volume: 1,972,000	Bilateral Lending: 97,000
Securities' Trades Number with Block Trades Method 6-1: 44,552	Lending Trades Number: 6
Daily change: number %: -6,183 -12.19%	Daily change: %: 0
YtD Avg Trades number % chng prev year Avg: 48,687 34.41%	Multilateral Lending Trades Number: 1
Number of Blocks Method 6-1: 17	Bilateral Lending Trades Number: 5
Number of Blocks Method 6-2 & 6-3: 0	
Number of Bonds Transactions: 318	

Athex Capitalisation (mill. €) **



Daily Fluctuation of Athex Composite Share Price Index



Athex Indices

Index name	15/09/2025	12/09/2025	pts.	%	Min	Max	Year min	Year max	Year change
Athex Composite Share Price Index	2,057.56 €	2,062.73	-5.17	-0.25%	2,052.98	2,068.60	1,455.08	2,135.29	40.00% #
Athex Composite Index Total Return Index	4,021.30 €	4,031.40	-10.10	-0.25%	4,012.34	4,042.87	2,755.49	4,172.25	44.68% #
Athex ESG Index	2,421.38 €	2,428.43	-7.05	-0.29%	2,416.11	2,435.53	1,676.07	2,516.67	44.29% #
ATHEX Small Cap Price Index	2,348.85 #	2,340.35	8.50	0.36%	2,340.35	2,359.66	1,985.84	2,398.59	--- -
ATHEX Alternative Market Price Index	17,651.87 €	17,823.91	-172.04	-0.97%	17,614.09	17,921.67	13,631.97	19,447.43	16.92% #
FTSE/Athex Large Cap	5,183.16 €	5,197.24	-14.08	-0.27%	5,171.65	5,213.53	3,550.72	5,382.99	45.17% #
FTSE/Athex Mid Cap Index	2,931.14 #	2,927.20	3.94	0.13%	2,922.45	2,939.84	2,262.76	3,029.36	25.58% #
FTSE/ATHEX High Dividend Yield Index	5,088.84 #	5,085.97	2.87	0.06%	5,065.38	5,101.20	3,928.87	5,211.39	26.57% #
FTSE/Athex Market Index	1,223.58 €	1,227.29	-3.71	-0.30%	1,220.90	1,230.56	850.04	1,273.00	43.75% #
FTSE/Athex Banks	2,240.70 €	2,254.95	-14.25	-0.63%	2,236.25	2,267.06	1,278.63	2,364.56	74.24% #
FTSE/ATHEX TECHNOLOGY & TELECOMMUNICAT	6,547.16 €	6,558.37	-11.21	-0.17%	6,519.73	6,569.26	5,244.36	6,689.27	15.48% #
FTSE/ATHEX FINANCIAL SERVICES	10,488.79 €	10,554.26	-65.47	-0.62%	10,468.20	10,611.42	6,002.57	11,062.09	73.81% #
FTSE/ATHEX REAL ESTATE	5,407.89 €	5,409.32	-1.43	-0.03%	5,384.88	5,430.18	4,359.91	5,560.52	10.83% #
FTSE/ATHEX CONSUMER DISCRETIONARY	6,287.67 #	6,264.02	23.65	0.38%	6,259.43	6,293.10	4,770.42	6,429.79	24.87% #
FTSE/ATHEX CONSUMER STAPLES	8,552.41 €	8,587.20	-34.79	-0.41%	8,552.41	8,602.41	6,653.46	9,184.21	27.86% #
FTSE/ATHEX INDUSTRIALS	8,368.62 #	8,342.51	26.11	0.31%	8,342.51	8,402.34	6,534.30	8,557.74	16.92% #
FTSE/ATHEX BASIC MATERIALS	6,630.19 #	6,596.01	34.18	0.52%	6,586.16	6,664.45	4,549.74	6,696.99	32.14% #
FTSE/ATHEX ENERGY & UTILITIES	6,558.67 €	6,562.11	-3.44	-0.05%	6,516.12	6,589.18	4,945.68	6,917.59	31.73% #
Athex All Share Index	462.69 €	463.29	-0.60	-0.13%	462.69	462.69	340.27	474.06	36.30% #
Hellenic Mid & Small Cap Index	2,675.81 #	2,671.24	4.57	0.17%	2,667.91	2,682.58	2,005.36	2,736.27	26.41% #
FTSE/Athex Large Cap Total Return	9,199.45 €	9,224.44	-24.99	-0.27%			6,199.42	9,511.36	49.71% #
FTSE/Athex Mid Cap Total Return	4,128.64 #	4,123.09	5.55	0.13%			3,153.97	4,246.28	29.11% #
MSCI GREECE REBASED	8,521.47 €	8,563.36	-41.89	-0.49%	8,496.60	8,597.20	5,512.03	8,975.75	53.22% #
Hellenic Corporate Bond Index	143.57 €	143.59	-0.02	-0.02%			138.48	143.62	3.24% #
Hellenic Corporate Bond Price Index	94.48 €	94.51	-0.02	-0.03%			93.11	94.58	0.59% #

Note 1: FTSE/Med 100, Hellenic Corporate Bond Price Index and Hellenic Corporate Bond Index closing prices refer to the previous trading day of 11/09/2025.

Note 2: The Hellenic Mid & Small Cap Index is a Customized index calculated by the Athens Exchange.

Analytic Figures for Athex Market's Boards and Categories

	Total Traded Securities	Main Market	Surveillance	Exchange Traded Funds (ETFs)
Totals	121	119	1	1
Gain / Lose / Same:	49 / 51 / 21	49 / 50 / 20	0 / 0 / 1	0 / 1 / 0
Athex Capitalisation (mill. €) **	138,275.66	138,272.14	3.52	
Daily Average Trans/ons Value(thou.€)	205,103.28	205,058.98	21.03	322.64
Transactions Value	163,411.96	163,067.81	0.67	343.48
Main Board:	141,877.76	141,533.61	0.67	343.48
Blocks Board 6_2_3:	21,475.90	21,475.90	0.00	0.00
Forced Sales Board:	58.30	58.30	0.00	0.00
Special Terms Board:	0.00	0.00	0.00	0.00
Daily Average Transactions Volume	41,899,806	41,871,791	70,217	7,347
Transactions Volume	30,233,835	30,225,112	2,094	6,629
Main Board:	25,590,633	25,581,910	2,094	6,629
Blocks Board 6_2_3:	4,640,220	4,640,220	0	0
Forced Sales Board:	2,982	2,982	0	0
Special Terms Board:	0	0	0	0
Daily Average Number of Trades	48,687	48,526	35	128
Number of Trades	44,552	44,419	4	129
Main Board:	44,523	44,390	4	129
Blocks Board 6_2_3:	17	17	0	0
Forced Sales Board:	12	12	0	0
Special Terms Board:	0	0	0	0

Trading Details by Athex Sectors and Financial Instruments (ETFs)

Code	Sectors	Gain / Lose / Same	Number of Trades	Transactions Volume	Transactions Value	% of Total Trans. Value
3010	- Banks	2 / 6 / 0	19,611	20,660,581	99,690,647.02	61.01%
5510	- Basic Resources	4 / 5 / 3	1,787	667,009	3,479,053.69	2.13%
5010	- Construction & Materials	7 / 4 / 1	3,326	1,365,797	10,229,831.41	6.26%
4020	- Consumer Products & Services	3 / 3 / 0	303	68,866	404,880.50	0.25%
6010	- Energy	1 / 3 / 0	1,734	424,286	3,362,041.89	2.06%
12000	- Financial Instruments	0 / 1 / 0	129	6,629	343,475.42	0.21%
3020	- Financial Services	2 / 1 / 1	371	199,669	1,343,799.67	0.82%
4510	- Food Beverage & Tobacco	0 / 4 / 2	529	66,291	1,573,162.02	0.96%
2010	- Health Care	1 / 2 / 0	108	124,870	110,254.88	0.07%
5020	- Industrial Goods & Services	11 / 2 / 2	2,188	563,392	5,101,132.34	3.12%
3030	- Insurance	1 / 0 / 0	42	5,519	27,833.42	0.02%
4030	- Media	1 / 2 / 0	282	75,418	329,008.64	0.20%
4520	- Personal Care, Drug & Grocery Stores	1 / 1 / 0	385	48,503	646,347.60	0.40%
3510	- Real Estate	4 / 3 / 6	1,318	578,161	1,865,215.44	1.14%
4040	- Retail	2 / 4 / 2	1,485	231,336	3,873,086.41	2.37%
1010	- Technology	5 / 3 / 2	1,122	332,521	1,573,691.46	0.96%
1510	- Telecommunications	0 / 2 / 0	1,411	289,183	4,755,213.71	2.91%
4050	- Travel & Leisure	2 / 3 / 1	2,917	3,925,312	10,146,449.33	6.21%
6510	- Utilities	2 / 2 / 1	5,504	600,492	14,556,834.08	8.91%

Top 10 best & worst performing Shares

Main Market

With positive Price change			With negative Price change		
	Closing price	change		Closing price	change
DAIOS PLASTICS SA (CR)	7.15	26.55% #	REVOIL (CR)	1.78	-6.32% €
ATTICA PUBLICATIONS SA (CR)	1.63	14.79% #	EKTER SA (CR)	2.36	-3.28% €
INTERWOOD-XYLEMPORIA (CR)	0.283	5.20% #	KEKROPS SA (CR)	2.14	-3.17% €
PERFORMANCE TECHNOLOGIES (CR)	6.3	4.30% #	ELASTRON (CR)	2.49	-2.73% €
CrediaBank (CR)	1.642	3.01% #	BANK OF GREECE (CR)	14.95	-2.61% €
ELLAKTOR (CR)	1.426	2.74% #	LOULIS FOOD (CR)	4.1	-2.38% €
E.IN.S. (CR)	1.338	2.61% #	TECHNICAL OLYMPIC SA (CR)	2.5	-1.96% €
GEN. COMMERCIAL & IND.SA (CR)	2.01	2.03% #	PROODEFTIKH SA (CR)	0.585	-1.68% €
OPTIMA BANK (CR)	8.3	1.97% #	ORILINA PROPERTIES REIC (CR)	0.82	-1.68% €
PROFILE SA (CR)	7.31	1.67% #	KRI-KRI S.A. (CR)	18.44	-1.50% €
With the highest Transactions Value			With the highest Transactions Volume		
	Value (thou. €)	change		Volume	change
EUROBANK HOLDINGS (CR)	24,151.22	-1.03% €	EUROBANK HOLDINGS (CR)	7,380,737	-1.03% €
NATIONAL BANK (CR)	23,866.35	-1.09% €	ALPHA BANK (CR)	5,234,275	-0.77% €
PIRAEUS FINANCIAL HOLD (CR)	21,195.85	-0.09% €	INTRALOT (CR)	3,560,129	-0.49% €
ALPHA BANK (CR)	18,407.98	-0.77% €	PIRAEUS FINANCIAL HOLD (CR)	2,987,533	-0.09% €
METLEN PLC (CR)	10,642.08	-0.39% €	CrediaBank (CR)	2,021,528	3.01% #
BANK OF CYPRUS (CR)	4,983.51	-0.26% €	NATIONAL BANK (CR)	1,948,049	-1.09% €
OTE (CR)	4,671.24	-0.65% €	BANK OF CYPRUS (CR)	640,643	-0.26% €
OPAP (CR)	4,358.01	1.09% #	OPTIMA BANK (CR)	438,790	1.97% #
INTRALOT (CR)	4,318.21	-0.49% €	VIOHALCO SA/NV (CB)	376,180	1.33% #
OPTIMA BANK (CR)	3,622.60	1.97% #	ELLAKTOR (CR)	341,396	2.74% #

Note: Stocks that are not included in the "Under Supervision" category, and the transactions value is more than 10,000 €.

Derivatives Summary

	Number of Trades	Volume	Open Interest
Index Futures	191	1,022	9,877
FTSE/Athex Banks	3	62	2,175
FTSE/Athex Large Cap	188	960	7,702
MSCI GREECE REBASED	0	0	0
Stock Futures	3,815	219,498	781,051
ADMIE (IPTO) HOLDING S.A. (CR)	84	5,345	14,634
AEGEAN AIRLINES (CR)	64	858	4,279
AKTOR S.A. HOLDING CO. (CR)	96	8,515	77,015
ALPHA BANK (CR)	296	12,116	61,328
ATHENS INTL AIRPORT (CR)	7	27	283
AUTOHELLAS SA (CR)	4	4	537
AVAX S.A. (CR)	137	1,487	1,920
BANK OF CYPRUS (CR)	41	653	2,414
CC HBC AG (CR)	8	18	204
CENERGY HOLDINGS (CB)	126	3,685	8,493
CrediaBank (CR)	64	1,941	5,156
ELLAKTOR (CR)	73	2,078	6,217
ELVALHALCOR (CR)	46	1,985	3,165
EUROBANK HOLDINGS (CR)	662	12,282	43,393
EYDAP S.A. (CR)	30	1,389	9,356
FOURLIS (CR)	17	223	1,302
GEK TERNA (CR)	78	1,968	11,473
HELLENIC EXCHANGES-A.S.E. (CR)	24	403	2,093
HELLENIQ ENERGY (CR)	77	1,701	5,578
INTRACOM HOLDINGS (CR)	152	5,322	13,474
INTRALOT (CR)	485	138,293	389,994
JUMBO SA (CR)	11	55	518
LAMDA DEVELOPMENT SA (CR)	60	1,597	10,440
METLEN PLC (CR)	128	981	2,528
MIG (CR)	14	178	214
MOTOR OIL (CR)	31	154	3,011
NATIONAL BANK (CR)	139	2,185	16,037
OPAP (CR)	55	1,183	2,112
OPTIMA BANK (CR)	18	88	403
OTE (CR)	53	721	2,133
P.P.A. S.A. (CR)	4	12	83
PIRAEUS FINANCIAL HOLD (CR)	313	4,726	50,548
PPC (CR)	221	4,460	23,488
QUEST HOLDINGS (CR)	0	0	201
TITAN (CB)	55	827	1,358
VIOHALCO SA/NV (CB)	142	2,038	5,669
Index Options	20	426	5,692
FTSE/Athex Large Cap	20	426	5,692
Stock Options	2	95	1,521
ALPHA BANK (CR)	0	0	256
NATIONAL BANK (CR)	1	80	423
OPAP (CR)	0	0	368
OTE (CR)	0	0	159
PIRAEUS FINANCIAL HOLD (CR)	0	0	0
PPC (CR)	1	15	315
Total Derivatives Traded	4,028	221,041	798,141

Number of Outstanding Securities	Nominal Value	Dividends [1]			Date of Last Coupon		Note	Shares	Closing price	% change	Previous closing price/date	Open price	Price min	Price max	Last price	Avg price	Last Bid [7]	Last Ask [7]	P/E after tax	Year	Volume	Trades	Transactions Value[8]	Company Mkt Value (thou. €)	Year low	Year high	Sector[4]		
Main Market - Low Liquidity Class																													
14,000,000	1.95	0.26	0.26	0.5	24/06/2025	26/03/2024	---	ALPHA REAL ESTATE (CR)	7.38	---	7.38	12/09/2025	7.38	7.28	7.46	7.38	7.38	80@7.34	300@7.42	---	---	3,590	54	26,494.60	103,320.00	6.16	7.7	35101015	
244,737,498	0.500	0.03	0.02	0.03	02/04/2025	28/12/2023	---	TRASTOR REAL EST. INV. CO.(CR)	1.3	---	1.3	12/09/2025	1.29	1.29	1.3	1.3	1.297	10@1.33	260@1.32	---	---	949	11	1,230.70	318,158.75	1.09	1.41	35102000	
15,300,000	0.300	---	---	---	30/07/2009	13/12/1999	---	ATTICA PUBLICATIONS SA (CR)	1.63	14.79	#	1.42	12/09/2025	1.45	1.45	1.7	1.63	1.587	155@1.64	1152@1.81	---	---	9,491	78	15,060.04	24,939.00	0.416	1.96	40301030
18,810,000	0.400	---	0.0381	---	21/10/2024	14/11/2007	---	VARVERIS - MODA BAGNO SA (CR)	5.12	---	5.12	12/09/2025	5.12	5.08	5.12	5.12	5.097	175@5.04	275@5.12	---	---	647	7	3,297.96	96,307.20	3.3	5.24	40401025	
15,000,000	0.300	---	---	---	06/07/2007	18/07/2000	---	DAIOS PLASTICS SA (CR)	7.15	26.55	#	5.65	12/09/2025	5.75	5.75	7.2	6.9	6.905	490@6.85	346@7.20	---	---	5,700	45	39,361.15	107,250.00	3.28	7.2	50203015
86,735,980	0.310	---	0.02	---	22/07/2024	07/09/2023	---	ATHENS MEDICAL CENTER SA (CR)	2.06	-0.96	€	2.08	12/09/2025	2.11	2.06	2.13	2.09	2.08	44@2.09	43@2.07	---	---	2,323	13	4,831.37	178,676.12	1.495	2.35	20101010
21,364,000	1.12	0.4	---	---	21/08/2023	08/03/2023	---	LAMPASA HOTEL SA (CR)	40	---	40	12/09/2025	40	40	40	40	40	50@40.00	100@40.80	---	---	100	2	4,000.00	854,560.00	35.6	41	40501025	
38,566,621	0.700	---	---	---	21/07/2008	07/07/2025	---	MOUZAKIS (CR)	0.71	---	0.71	12/09/2025	---	---	---	---	---	1500@0.650	3000@0.740	---	---	---	---	---	27,382.30	0.4524	0.76	55101020	
42,500,000	1.00	---	0.0383	0.0538	02/09/2025	13/09/2023	---	MPL KEDROS (CR)	4.08	---	4.08	12/09/2025	4.07	4.07	4.1	4.08	4.084	250@4.08	50@4.12	---	---	2,133	12	8,710.64	173,400.00	3.74	4.12	35102000	
6,340,000	0.600	0.1	0.2	0.23	12/12/2024	11/01/2024	---	NAKAS MUSIC	3.3	-0.60	€	3.32	12/09/2025	3.3	3.28	3.3	3.3	3.3	220@3.28	15@3.36	---	---	560	7	1,847.80	20,922.00	2.8	3.54	40401030
27,379,200	0.980	0.45	0.5001	0.52	25/08/2025	29/08/2022	---	CRETE PLASTICS SA (CR)	16.2	---	16.2	12/09/2025	---	---	---	---	---	400@15.40	6@16.00	---	---	---	---	---	443,543.04	13.4	17.2	50203015	
255,494,534	2.71	0.255	0.247	0.705	16/06/2025	30/09/2021	---	PRODEA (CR)	6	---	6	12/09/2025	6	6	6.05	6	6.021	120@6.00	300@6.05	---	---	480	4	2,890.00	1,532,967.20	5.25	6.7	35102000	
4,181,450	0.500	---	---	---	21/08/2000	05/03/2002	---	FLOUR MILLS SARANTOPOULOS SA	1.17	---	1.17	12/09/2025	---	---	---	---	---	170@1.28	---	---	---	---	---	---	4,892.30	0.87	1.17	45102020	

Exchange Traded Funds (ETFs)

1,075,078	---	---	---	---	15/06/2016	---	---	ALPHA ETF FTSE Athex Large Cap	51.83	-0.21	€	51.94	12/09/2025	52.16	51.68	52.16	51.83	51.814	5@51.83	200@53.00	---	---	6,629	129	343,475.42	---	34.86	53.84	12003
-----------	-----	-----	-----	-----	------------	-----	-----	--------------------------------	-------	-------	---	-------	------------	-------	-------	-------	-------	--------	---------	-----------	-----	-----	-------	-----	------------	-----	-------	-------	-------

Surveillance

8,321,682	0.670	---	---	---	17/08/2007	23/11/1999	---	N. LEVENTERIS (CR)	0.35	---	0.35	12/09/2025	0.32	0.32	0.32	0.32	0.32	5906@0.320	2000@0.350	---	2024	2,094	4	670.08	3,517.54	0.19	0.374	55102010	
2,160,524	0.670	---	---	---	03/12/2018	23/11/1999	---	N. LEVENTERIS (PR)	0.28	---	0.28	12/09/2025	---	---	---	---	---	---	---	5245@0.306	---	2024	---	---	---	3,517.54	0.183	0.308	55102010

Suspension Status

143,108,161	0.970	1.24	1.5531	1.5294	26/06/2025	07/07/2017	---	METLEN ENERGY & METALS (CR)	52.7	---	52.7	22/08/2025	---	---	---	---	---	50@48.16	100@55.90	---	---	---	---	---	7,541,800.08	32.82	56.7	65102000	
13,191,620	0.620	---	---	---	04/08/2010	09/09/2002	5232	YALCO - CONSTANTINOU (CR)	0.16	---	0.16	30/05/2025	---	---	---	---	---	---	---	26032@0.162	---	---	---	---	---	2,110.66	0.144	0.162	40202020
17,579,754	4.16	---	---	---	18/08/2006	02/08/2010	---	BIOTER SA (CR)	0.206	---	0.206	30/05/2025	---	---	---	---	---	---	---	---	---	---	---	---	---	3,621.43	0.18	0.29	50101010
3,961,300	1.28	---	---	---	29/06/2004	03/08/2000	5248	DUROS SA (CR)	0.25	---	0.25	24/04/2023	---	---	---	---	---	---	---	---	---	---	---	---	---	990.33	0.25	0.25	40204020
51,754,364	0.300	---	---	---	23/12/2003	24/01/2007	5197	SELECTED TEXT. IND. ASSOC (CR)	0.132	---	0.132	31/10/2024	---	---	---	---	---	---	---	---	---	---	---	---	---	6,831.58	0.132	0.132	55101020
6,700,000	0.800	0.047	0.047	---	23/07/2024	29/05/2014	---	MILLS KEPENOS (CR)	1.93	---	1.93	22/08/2025	---	---	---	---	---	---	204010@1.93	---	---	---	---	---	---	12,931.00	1.6	2.1	45102020
15,842,391	1.51	---	---	---	15/07/2009	12/05/2000	5141	BITROS HOLDING SA (CR)	0.51	---	0.51	30/05/2025	---	---	---	---	---	---	---	---	---	---	---	---	---	8,079.62	0.46	0.77	55102010
28,438,268	0.070	---	---	---	21/08/2006	24/11/1999	5253	SPIROY AGRICULTURE SA (CR)	0.138	---	0.138	30/05/2025	---	---	---	---	---	---	---	---	---	---	---	---	---	3,924.48	0.125	0.176	45102010

Shares' Notes

Code	Note text
()	- Adjusted dividends.
*	- Last adjusted closing price.
[1]	- Net dividends.
[2]	- The "Date of Last Coupon" for New listings refers to the date company's stocks started to trade in Athex
[3]	- The Company Market Value is referred to the number of outstanding shares
[4]	- Sectors codification can be found in Appendix A
[5]	- The Market Value refers to the total number of shares listed (including their several classes) in the exchange by the company.
[6]	- P/E greater than 100
[7]	- Last view of the Order Book before the end of the trading session
[8]	- All Blocks Methods' Transactions Value are included.
5093	- Transfer to the Surveillance Category as of 8/4/2015.
5141	- Transfer to the Surveillance Category as of 10/05/2017.
5160	- Transfer to the Surveillance Category as of 15/04/2016.
5165	- Transfer to the Surveillance Category as of 15/02/2018.
5193	- Transfer to the Surveillance Category as of 25/10/2018.
5197	- Transfer to the Surveillance Category as of 07/11/2018.
5232	- Transfer to the Under Surveillance Category from 08/04/2011.
5248	- Transfer to the Surveillance Category as of 06/09/20116.
5253	- Transfer to the Surveillance Category as of 14/5/2021.

Securities Blocks Details

Securities	Block Volume	Price	Block Trade Value	Time of approval	Note
EUROBANK HOLDINGS (CR)	380,287	3.29	1,251,904.80	10:38:05	20
AKTOR S.A. HOLDING CO. (CR)	100,000	8.00	800,000.00	10:47:07	20
INTRALOT (CR)	300,000	1.22	366,000.00	11:06:30	20
INTRALOT (CR)	400,000	1.22	488,000.00	11:07:08	20
INTRALOT (CR)	800,000	1.22	976,000.00	11:07:33	20
PIRAEUS FINANCIAL HOLD (CR)	275,000	7.14	1,963,500.00	11:18:04	20
PIRAEUS FINANCIAL HOLD (CR)	275,000	7.13	1,960,750.00	11:18:43	20
TRADE ESTATES REIC (CR)	40,000	1.76	70,400.00	12:00:42	20
PIRAEUS FINANCIAL HOLD (CR)	269,000	7.05	1,897,526.00	12:28:15	20
TRADE ESTATES REIC (CR)	20,000	1.76	35,200.00	12:48:28	20
EUROBANK HOLDINGS (CR)	250,000	3.27	816,500.00	13:09:35	20
ALPHA BANK (CR)	150,000	3.55	532,050.00	15:57:09	20
EUROBANK HOLDINGS (CR)	500,000	3.28	1,639,000.00	16:00:13	20
GEK TERNA (CR)	14,999	22.95	344,227.05	16:50:19	20
PIRAEUS FINANCIAL HOLD (CR)	173,439	7.09	1,229,682.51	17:11:54	20
EUROBANK HOLDINGS (CR)	153,168	3.25	498,408.67	17:14:57	20
NATIONAL BANK (CR)	539,327	12.25	6,606,755.75	17:15:49	20

Blocks Notes

9 - Method 6-1 / Special Fees

10 - Method 6-1 / Special Fees, SDS

14 - Method 6-3 / Settlement, Incomplete Buy and Sell

18 - Method 6-2 / SPOT 1

19 - Method 6-2 / SPOT 2

20 - Method 6-1 and Method 6-1 Same Day Settlement

21 - Other Pre-agreed

Shares Rights Details

Occured date	Exercise from	Exercise until	Trading until	Rights	Price min	Price max	Closing price	Last Bid	Last Ask	Volume	Trades	Transactions Value
--------------	---------------	----------------	---------------	--------	-----------	-----------	---------------	----------	----------	--------	--------	--------------------

No Rights Transactions.

Forced Sales Details

Securities	Category of Security	Transactions Volume	Number of Trades	Transactions Value	Note
OPAP (CR)	Stocks	1,491	6	29,149.05	1

Forced Sales Notes

- 1 - Compulsory Public Forced Sales
- 2 - Forced Sales of Fixed Registered Shares
- 3 - Forced Sales of Remaining Fractional Shares

Exchange Traded Funds (ETFs) Characteristics

	Transactions Date (T)	Creation / Redemption	Units (T-1)	New Units (T-1)	Redemption Units (T-1)	Units (T) [1]	Fund Assets [2]	Net Unit Price	Dividend per Unit	Dividend Date
ALPHA ETF FTSE Athex Large Cap	15/09/2025	5,000	1,075,078	---	---	1,075,078	55,861,160.00	51.9601	1.15	01/07/2025

ETFs Notes

[1] - Units (T) = Units (T-1) + New Units (T-1) - Redemption Units (T-1)

[2] - The Creation / Redemption Units of T-1 are included.

Non Convertible Corporate Bonds - Regulated Market

Num Listed Bonds	Nominal price	Issue price	Today's Rate	Exp. Date	Duration (years)	Note	Coupon		Trading	Corporate Bonds	Accrued Int.	Yield.T.Mat	Price min	Price max	Closing price	Previous closing price/date	Volume	Transactions Value	Last order		Date	ear min	Year max	
							Common	Preferred											Buy / Sell	Price				
250,000	1,000.00	1,000.00	2.45	16/11/2028	7	---	8	---	1	ELVALHALCOR S.A. (Non Convertible)	8.4389	3.0790	97.2200	97.5600	97.3000	97.5480	12/09/2025	148,000	145,226.69	97.3510	B	15/09/2025	93.6975	98.2000
320,000	1,000.00	1,000.00	3.40	21/07/2027	7	---	11	---	1	LAMDA DEVELOPMENT S.A. (Non Convertible)	5.4778	3.0000	99.7100	99.8000	99.7644	99.7570	12/09/2025	32,000	32,099.88	99.8500	B	15/09/2025	97.6000	100.4900
200,000	1,000.00	1,000.00	2.10	27/10/2027	7	---	10	---	1	O.P.A.P. S.A. (Non Convertible)	8.2833	2.6970	98.2100	98.3007	98.2200	98.3010	12/09/2025	52,000	51,525.57	98.2103	B	15/09/2025	96.0100	99.4500
200,000	1,000.00	1,000.00	1.90	23/03/2028	7	---	9	---	1	MOTOR OIL CORINTH REFINERIES SA (Non Convertible)	9.3417	2.7120	97.3600	97.5500	97.5000	97.5030	12/09/2025	50,000	49,199.38	97.5100	B	15/09/2025	93.5278	98.8000
100,000	1,000.00	1,000.00	4.40	26/07/2029	7	---	7	---	1	CPLP SHIPPING HOLDINGS PLC (Non Convertible)	6.2333	3.3520	101.1000	102.4000	101.9999	102.4440	12/09/2025	68,000	69,487.70	101.7000	B	15/09/2025	100.4600	105.2895
197,650	1,000.00	1,000.00	3.60	12/03/2026	7	---	14	---	1	AEGEAN AIRLINES S.A. (Non Convertible)	0.5000	2.6020	100.1500	100.2000	100.1852	100.5000	12/09/2025	91,000	91,214.00	100.1550	B	15/09/2025	99.2676	101.0000
150,000	1,000.00	1,000.00	2.60	22/10/2026	7	---	12	---	1	TERNA ENERGY FINANCE S.A. (Non Convertible)	10.6889	2.8490	99.1600	99.2600	99.2504	99.2600	12/09/2025	50,000	50,159.64	99.2000	B	15/09/2025	97.6272	100.0000
100,000	1,000.00	1,000.00	2.80	25/01/2027	5	---	8	---	1	PREMIA S.A. (Non Convertible)	4.2000	3.2730	98.7500	99.0000	98.9286	98.6000	12/09/2025	14,000	13,908.80	98.9000	B	15/09/2025	96.2000	99.5799
500,000	1,000.00	1,000.00	2.75	03/07/2027	7	---	11	---	1	GEK TERNA S.A. (Non Convertible)	5.8056	2.4270	99.4000	100.0000	99.9480	99.9920	12/09/2025	536,000	538,342.62	99.3000	B	15/09/2025	96.5000	100.0000
150,000	1,000.00	1,000.00	2.65	22/10/2026	5	---	8	---	1	CPLP SHIPPING HOLDINGS PLC (Non Convertible)	10.8944	2.9850	99.3000	99.3000	99.3000	99.3950	12/09/2025	1,000	1,003.89	99.3050	B	15/09/2025	97.3000	99.9000
250,000	1,000.00	1,000.00	3.70	04/07/2032	7	---	1	---	1	AEGEAN AIRLINES S.A. (Non Convertible)	7.7083	3.3020	102.1000	102.1000	102.1000	102.8900	12/09/2025	1,000	1,028.71	102.1000	B	15/09/2025	100.4000	104.0000
120,000	1,000.00	1,000.00	2.65	06/12/2028	7	---	8	---	1	NOVAL PROPERTY REIC (Non Convertible)	7.5819	3.0930	97.5001	97.7500	97.7500	97.5220	12/09/2025	53,000	52,126.07	97.5001	B	15/09/2025	94.2301	99.9900
300,000	1,000.00	1,000.00	2.30	14/12/2028	7	---	8	---	1	GEK TERNA S.A. (Non Convertible)	5.9417	2.2000	97.1510	100.0000	99.7161	99.5510	12/09/2025	401,000	399,041.16	98.1510	B	15/09/2025	92.9502	100.0000
100,000	1,000.00	1,000.00	2.95	11/02/2027	5	---	8	---	1	SAFE BULKERS PARTICIPATIONS PLC (Non Convertible)	3.0319	3.0260	99.3500	99.4500	99.4500	99.7990	12/09/2025	7,000	6,979.72	99.3500	B	15/09/2025	96.7794	100.2000
500,000	1,000.00	1,000.00	4.00	10/07/2030	7	---	5	---	1	METLEN ENERGY & METALS S.A. (Non Convertible)	7.6667	3.0030	103.1100	103.4900	103.1134	103.3550	12/09/2025	333,000	346,284.05	103.1010	B	15/09/2025	100.4600	103.9600
99,697	1,000.00	1,000.00	5.50	15/12/2028	5	---	4	---	1	IDEAL HOLDINGS S.A. (Non Convertible)	14.2083	3.5440	104.7500	104.7500	104.7500	104.7400	12/09/2025	2,000	2,123.42	104.7500	B	15/09/2025	102.5039	106.3000
200,000	1,000.00	1,000.00	4.25	23/01/2029	5	---	4	---	1	AUTOHELLAS S.A. (Non Convertible)	6.6111	3.4170	101.2000	102.3500	101.8000	102.0500	12/09/2025	40,000	41,000.44	101.7500	B	15/09/2025	100.0000	103.2000
130,000	1,000.00	1,000.00	6.00	27/02/2029	5	---	4	---	1	INTRALOT S.A. (Non Convertible)	3.5000	4.5340	102.8600	103.4000	103.1386	103.0000	12/09/2025	14,000	14,488.40	103.0000	B	15/09/2025	101.0000	105.5000
300,000	1,000.00	1,000.00	2.30	20/07/2028	7	---	9	---	1	PRODEA REIC S.A. (Non Convertible)	3.7056	3.1830	96.2500	97.0000	96.8500	96.8490	12/09/2025	79,000	76,731.57	96.8100	B	15/09/2025	93.5001	97.4000

Corporate Bonds Notes

Transactions Volume = (Pieces) * (Nominal Price). Transactions Value = (Pieces) * (Nominal Price) * (price %) + (Accrued interest).

The price of a Bond is stated as a percentage (%) of Bond's Nominal Price.

Nominal Price in Euros (€), except if it is noted differently.

Government Bonds

Number Listed Bonds	Nominal price	Today's Rate	Accrued Interest Calc	Exp. Date [1]	Duration (years)	Note	Coupons Date	Curr. coupon value	Trading Unit	Government Bonds	Price min	Price max	Closing price	Previous closing price/date	Volume	Transactions Value	Price	Last order Buy / Sell	Date
4,000,000	1,000.00	4.13	Actual/Actual	15/06/2054	30	---	15/06	4.13	1	GGB-FXD-150654-30Y-4.125-1.000	---	---	---	---	---	---	---	---	---
4,700,000	1,000.00	1.88	Actual/Actual	04/02/2035	15	---	04/02	1.88	1	GGB-FXD-040235-15Y-1.875-1.000	---	---	---	---	---	---	---	---	---
6,000,000	1,000.00	0.75	Actual/Actual	18/06/2031	10	---	18/06	0.75	1	GGB-FXD-180631-10Y-0.750-1.000	---	---	---	---	---	---	---	---	---
3,600,000	1,000.00	3.88	Actual/Actual	15/06/2028	5	---	15/06	3.88	1	GGB-FXD-150628-05Y-3.875-1.000	---	---	---	---	---	---	---	---	---
5,962,747,327	1.00	3.75	Actual/Actual	30/01/2028	10	---	/02 - 02/02 - 31/	3.75	1	GGB-FXD-300128-10Y-3.750-1.000	---	---	---	85.4610 13/07/2018	---	---	1.0000	B	28/11/2018
7,067,309,386	1.00	3.90	Actual/Actual	30/01/2033	15	---	/02 - 02/02 - 31/	3.90	1	GGB-FXD-300133-15Y-3.900-1.000	---	---	---	78.6730 13/07/2018	---	---	1.0000	B	28/11/2018
5,622,848,349	1.00	4.00	Actual/Actual	30/01/2037	19	---	/02 - 02/02 - 31/	4.00	1	GGB-FXD-300137-19Y-4.000-1.000	---	---	---	77.0370 13/07/2018	---	---	1.0000	B	28/11/2018
5,476,770,669	1.00	4.20	Actual/Actual	30/01/2042	24	---	/02 - 02/02 - 31/	4.20	1	GGB-FXD-300142-24Y-4.200-1.000	---	---	---	77.7640 13/07/2018	---	---	1.0000	B	28/11/2018
4,950,000	1,000.00	3.38	Actual/Actual	15/06/2034	10	---	15/06	3.38	1	GGB-FXD-150634-10Y-3.375-1.000	---	---	---	---	---	---	---	---	---
59,586,043	1.00	4.30	Actual/Actual	24/02/2026	14	---	24/02	4.30	1	GGB-FXD-240226-14Y-2.000-1.000	---	---	---	10.0000 22/06/2015	---	---	---	---	---
41,118,344	1.00	4.30	Actual/Actual	24/02/2027	15	---	24/02	4.30	1	GGB-FXD-240227-15Y-2.000-1.000	---	---	---	10.0000 22/06/2015	---	---	---	---	---
45,137,734	1.00	4.30	Actual/Actual	24/02/2028	16	---	24/02	4.30	1	GGB-FXD-240228-16Y-2.000-1.000	---	---	---	10.0000 22/06/2015	---	---	---	---	---
61,768,888	1.00	4.30	Actual/Actual	24/02/2029	17	---	24/02	4.30	1	GGB-FXD-240229-17Y-2.000-1.000	---	---	---	10.0000 22/06/2015	---	---	---	---	---
54,567,744	1.00	4.30	Actual/Actual	24/02/2030	18	---	24/02	4.30	1	GGB-FXD-240230-18Y-2.000-1.000	---	---	---	10.0000 22/06/2015	---	---	---	---	---
37,541,515	1.00	4.30	Actual/Actual	24/02/2031	19	---	24/02	4.30	1	GGB-FXD-240231-19Y-2.000-1.000	---	---	---	10.0000 22/06/2015	---	---	---	---	---
37,558,317	1.00	4.30	Actual/Actual	24/02/2032	20	---	24/02	4.30	1	GGB-FXD-240232-20Y-2.000-1.000	---	---	---	10.0000 22/06/2015	---	---	---	---	---
37,473,732	1.00	4.30	Actual/Actual	24/02/2033	21	---	24/02	4.30	1	GGB-FXD-240233-21Y-2.000-1.000	---	---	---	10.0000 22/06/2015	---	---	---	---	---
33,888,293	1.00	4.30	Actual/Actual	24/02/2034	22	---	24/02	4.30	1	GGB-FXD-240234-22Y-2.000-1.000	---	---	---	10.0000 22/06/2015	---	---	---	---	---
35,177,800	1.00	4.30	Actual/Actual	24/02/2035	23	---	24/02	4.30	1	GGB-FXD-240235-23Y-2.000-1.000	---	---	---	10.0000 22/06/2015	---	---	---	---	---
35,547,268	1.00	4.30	Actual/Actual	24/02/2036	24	---	24/02	4.30	1	GGB-FXD-240236-24Y-2.000-1.000	---	---	---	10.0000 22/06/2015	---	---	---	---	---
40,246,306	1.00	4.30	Actual/Actual	24/02/2037	25	---	24/02	4.30	1	GGB-FXD-240237-25Y-2.000-1.000	---	---	---	10.0000 22/06/2015	---	---	---	---	---
37,643,952	1.00	4.30	Actual/Actual	24/02/2038	26	---	24/02	4.30	1	GGB-FXD-240238-26Y-2.000-1.000	---	---	---	10.0000 22/06/2015	---	---	---	---	---
36,977,100	1.00	4.30	Actual/Actual	24/02/2039	27	---	24/02	4.30	1	GGB-FXD-240239-27Y-2.000-1.000	---	---	---	10.0000 22/06/2015	---	---	---	---	---
41,615,000	1.00	4.30	Actual/Actual	24/02/2040	28	---	24/02	4.30	1	GGB-FXD-240240-28Y-2.000-1.000	---	---	---	10.0000 22/06/2015	---	---	---	---	---
42,227,208	1.00	4.30	Actual/Actual	24/02/2041	29	---	24/02	4.30	1	GGB-FXD-240241-29Y-2.000-1.000	---	---	---	10.0000 22/06/2015	---	---	---	---	---
68,288,487	1.00	4.30	Actual/Actual	24/02/2042	30	---	24/02	4.30	1	GGB-FXD-240242-30Y-2.000-1.000	---	---	---	10.0000 22/06/2015	---	---	---	---	---
4,700,000	1,000.00	3.88	Actual/Actual	12/03/2029	10	---	12/03	3.88	1	GGB-FXD-120329-10Y-3.875-1.000	---	---	---	---	---	---	100.0000	B	15/10/2019
3,192,362	1,000.00	0.00	Actual/Actual	12/02/2026	5	---	12/02	0.00	1	GGB-FXD-120226-05Y-0.000-1.000	---	---	---	---	---	---	---	---	---
2,100,000	1,000.00	3.55	Actual/Actual	20/03/2026	7	---	20/03	3.55	1	GGB-FXD-200326-07Y-3.550-1.000	---	---	---	---	---	---	---	---	---
5,500,000	1,000.00	1.50	Actual/Actual	18/06/2030	10	---	18/06	1.50	1	GGB-FXD-180630-10Y-1.500-1.000	---	---	---	---	---	---	---	---	---
5,500,000	1,000.00	4.38	Actual/Actual	18/07/2038	15	---	18/07	4.38	1	GGB-FXD-180738-15Y-4.375-1.000	---	---	---	---	---	---	---	---	---
40,000	1,000.00	3.91	FLR Actual/360	18/09/2025	1	---	18/09 - 18/03	---	1	GGB-FLT-180925-01Y-3.915-1.000	---	---	---	---	---	---	---	---	---
5,364,250	1,000.00	3.25	Actual/Actual	20/03/2050	30	---	20/03	3.25	1	GGB-FXD-200350-30Y-3.250-1.000	---	---	---	---	---	---	---	---	---
4,250,000	1,000.00	3.63	Actual/Actual	15/06/2035	10	---	15/06	3.63	1	GGB-FXD-150635-10Y-3.625-1000.00	---	---	---	---	---	---	---	---	---
3,924,361	1,000.00	2.00	Actual/Actual	22/04/2027	7	---	22/04	2.00	1	GGB-FXD-220427-07Y-2.000-1.000	---	---	---	---	---	---	99.9000	B	22/04/2020

Government Bonds Notes

Transactions Volume = (Pieces) * (Nominal Price). Transactions Value = (Pieces) * (Nominal Price) * (price %) + (Accrued interest).

The Value of current coupon for the issues with NV 0.01 euro refers to NV 100 euros

FLR: Floating Interest Rate.

[1] - The Expiration Date of the interest bearing period and the Date for coupon payment.

Government Bonds

Number Listed Bonds	Nominal price	Today's Rate	Accrued Interest Calc	Exp. Date [1]	Duration (years)	Note	Coupons Date	Curr. coupon value	Trading Unit	Government Bonds	Price min	Price max	Closing price	Previous closing price/date	Volume	Transactions Value	Price	Last order Buy / Sell	Date
2,298,012	1,000.00	1.88	Actual/Actual	23/07/2026	7	---	23/07	1.88	1	GGB-FXD-230726-07Y-1.875-1.000	---	---	---	---	---	---	---	---	---
4,900,000	1,000.00	4.25	Actual/Actual	15/06/2033	10	---	15/06	4.25	1	GGB-FXD-150633-10Y-4.250-1.000	---	---	---	---	---	---	---	---	---
3,500,000	1,000.00	1.88	Actual/Actual	24/01/2052	30	---	24/01	1.88	1	GGB-FXD-240152-30Y-1.875-1.000	---	---	---	---	---	---	---	---	---
3,700,000	1,000.00	1.75	Actual/Actual	18/06/2032	10	---	18/06	1.75	1	GGB-FXD-180632-10Y-1.750-1.000	---	---	---	---	---	---	---	---	---
2,200,000	1,000.00	1.13	FLR Actual/360	15/12/2027	5	---	- 15/03 - 15/09 -	---	1	GGB-FLT-151227-05Y-1.130-1.000	---	---	---	---	---	---	102.1600	B	30/12/2022

Government Bonds Notes

Transactions Volume = (Pieces) * (Nominal Price). Transactions Value = (Pieces) * (Nominal Price) * (price %) + (Accrued interest).

The Value of current coupon for the issues with NV 0.01 euro refers to NV 100 euros

FLR: Floating Interest Rate.

[1] - The Expiration Date of the interest bearing period and the Date for coupon payment.

Treasury Bills & Zero Coupon Government Bonds

Issue Date	13-Week Maturity									26-Week Maturity									52-Week Maturity								
	Exp. Date	Initial Rate	Num Listed Bonds	Nominal price	Issue price	Last Trade Price	Last Trade Date	Volume Traded	Note	Exp. Date	Initial Rate	Num Listed Bonds	Nominal price	Issue price	Last Trade Price	Last Trade Date	Volume Traded	Note	Exp. Date	Initial Rate	Num Listed Bonds	Nominal price	Issue price	Last Trade Price	Last Trade Date	Volume Traded	Note
06/12/2024	---	---	---	---	---	---	---	---	---	---	---	---	---	---	---	---	---	---	05/12/2025	2.27	600,000	1,000.00	977.58	---	---	---	---
07/03/2025	---	---	---	---	---	---	---	---	---	---	---	---	---	---	---	---	---	---	06/03/2026	2.15	600,000	1,000.00	978.76	---	---	---	---
06/06/2025	---	---	---	---	---	---	---	---	---	---	---	---	---	---	---	---	---	---	06/06/2026	1.84	600,000	1,000.00	981.74	---	---	---	---
05/09/2025	---	---	---	---	---	---	---	---	---	---	---	---	---	---	---	---	---	---	04/09/2026	1.97	600,000	1,000.00	980.48	---	---	---	---

Bonds in Circulation	Currency / Min nominal traded Value	Coupons Payment Date	Current Coupon Value	Note	Coupon	Trading Unit	Issue Date	Duration (years)	Today's Interest	A.I.C in days	Bonds	Last price of previous days		Last Outcry in Cash (euro)			Trades in Pieces	Life min	Life Max
												Price	Buy / Sell	Price	Buy / Sell	Date			
Corporate Bonds in Foreign Currency and Euro																			
103,746	GBP / 10	01/12	0.25	---	66	1	01/12/1930	98	2.5	360	National Mortgage Bank	2.27	05/02/1996	2.27	S	05/02/1996	---	2.27	2.27
0	GBP / 10	01/12	0.25	---	68	1	01/12/1928	100	2.5	360	National Mortgage Bank	---	---	---	---	---	---	---	---

Government Bonds Notes

A.I.C: Accrued Interest Calculation base.

FLR: Floating Interest Rate.

The minimum tradeable Nominal Value for all Demeterialised Government Titles is 100 Euros.

(μτφρ-0)

Underlying Asset				Derivatives Market													
Price max	Price min	Closing price	change	Delivery Month	Open price	Price max	Price min	Last price	Closing price	Last Bid	Last Ask	Fixing price*	Life high	Life low	Trades	Volume	Open Interest
FTSE/Athex Large Cap				(Trade Unit: 1 Index Point x 2€, Cash Settlement)													
5,213.53	5,171.65	5,183.16	-0.27%	September 2025	5,222.25	5,222.25	5,167.00	5,173.00	5,173.00	---	---	---	5,389.00	---	115	550	6,868
				October 2025	5,200.00	5,211.50	5,172.25	5,175.50	5,175.50	---	---	---	5,369.00	---	72	409	834
				November 2025	5,170.00	5,170.00	5,170.00	5,170.00	5,170.00	---	---	---	5,170.00	---	1	1	---
				December 2025	---	---	---	---	5,225.50	---	---	---	---	---	---	---	---
				March 2026	---	---	---	---	5,251.75	---	---	---	---	---	---	---	---
				June 2026	---	---	---	---	5,278.00	---	---	---	---	---	---	---	---
FTSE/Athex Banks				(Trade Unit: 1 Index Point x 15€, Cash Settlement)													
2,267.06	2,236.25	2,240.70	-0.63%	September 2025	2,260.00	2,260.00	2,260.00	2,260.00	2,260.00	---	---	---	2,363.00	---	3	62	2,175
				December 2025	---	---	---	---	2,267.25	---	---	---	---	---	---	---	---
				March 2026	---	---	---	---	2,278.75	---	---	---	---	---	---	---	---
				June 2026	---	---	---	---	2,290.00	---	---	---	---	---	---	---	---
MSCI GREECE REBASED				(Trade Unit: 1 Index Point x 2€, Cash Settlement)													
8,597.20	8,496.60	8,521.47	-0.49%	September 2025	---	---	---	---	8,327.25	---	---	---	8,468.25	---	---	---	---
				October 2025	---	---	---	---	8,324.00	---	---	---	8,465.00	---	---	---	---
				November 2025	---	---	---	---	8,596.75	---	---	---	---	---	---	---	---
				December 2025	---	---	---	---	8,610.00	---	---	---	---	---	---	---	---
				January 2026	---	---	---	---	8,623.25	---	---	---	---	---	---	---	---
				February 2026	---	---	---	---	8,640.00	---	---	---	---	---	---	---	---
				March 2026	---	---	---	---	8,653.25	---	---	---	---	---	---	---	---
				June 2026	---	---	---	---	8,696.50	---	---	---	---	---	---	---	---

Derivatives notes - <https://www.athexgroup.gr/en/market-data/statistics/eod-closing-prices/>

Fixing prices and final open positions can be retrieved from the following path <http://www.athexgroup.gr/en/market-data/statistics/eod-closing-prices>

Underlying Asset					Derivatives Market													
Price max	Price min	Closing price	change	Delivery Month	Open price	Price max	Price min	Last price	Closing price	Last Bid	Last Ask	Fixing price*	Life high	Life low	Trades	Volume	Open Interest	
ADMIE (IPTO) HOLDING S.A. (CR)																		
(Contract Size: 100 Securities, Physical Delivery)																		
3.365	3.315	3.315	-0.15%	September 2025	3.35	3.35	3.32	3.32	3.32	---	---	---	3.52	---	47	2,807	12,621	
				December 2025	3.24	3.28	3.23	3.23	3.23	---	---	---	3.37	---	37	2,538	2,013	
				March 2026	---	---	---	---	3.35	---	---	---	---	---	---	---	---	
				June 2026	---	---	---	---	3.37	---	---	---	---	---	---	---	---	
AEGEAN AIRLINES (CR)																		
(Contract Size: 100 Securities, Physical Delivery)																		
14.28	14.1	14.14	-0.42%	September 2025	14.19	14.25	14.16	14.16	14.16	---	---	---	15.10	---	27	387	3,661	
				December 2025	14.40	14.40	14.26	14.26	14.26	---	---	---	14.40	---	37	471	618	
				March 2026	---	---	---	---	14.35	---	---	---	---	---	---	---	---	
				June 2026	---	---	---	---	14.42	---	---	---	---	---	---	---	---	
AKTOR S.A. HOLDING CO. (CR)																		
(Contract Size: 100 Securities, Physical Delivery)																		
8.15	7.97	8.04	0.50%	September 2025	8.01	8.12	7.98	8.00	8.00	---	---	---	8.12	---	45	3,739	12,454	
				December 2025	8.10	8.21	8.07	8.10	8.10	---	---	---	8.21	---	51	4,776	64,561	
				March 2026	---	---	---	---	8.08	---	---	---	---	---	---	---	---	
				June 2026	---	---	---	---	8.12	---	---	---	---	---	---	---	---	
ALPHA BANK (CR)																		
(Contract Size: 100 Securities, Physical Delivery)																		
3.568	3.49	3.49	-0.77%	September 2025	3.53	3.57	3.49	3.49	3.49	---	---	---	3.81	3.00	162	6,355	49,364	
				December 2025	3.51	3.54	3.47	3.47	3.47	---	---	---	3.77	---	134	5,761	11,964	
				March 2026	---	---	---	---	3.55	---	---	---	---	---	---	---	---	
				June 2026	---	---	---	---	3.57	---	---	---	---	---	---	---	---	
ATHENS INTL AIRPORT (CR)																		
(Contract Size: 100 Securities, Physical Delivery)																		
10.47	10.31	10.35	0.29%	September 2025	10.40	10.40	10.40	10.40	10.40	---	---	---	11.01	---	2	12	162	
				December 2025	10.47	10.47	10.41	10.47	10.47	---	---	---	10.47	---	5	15	121	
				March 2026	---	---	---	---	10.43	---	---	---	---	---	---	---	---	
				June 2026	---	---	---	---	10.48	---	---	---	---	---	---	---	---	
AUTOHELLAS SA (CR)																		
(Contract Size: 100 Securities, Physical Delivery)																		
11.6	11.48	11.54	0.35%	September 2025	11.52	11.52	11.52	11.52	11.52	---	---	---	11.98	---	4	4	340	
				December 2025	---	---	---	---	11.68	---	---	---	11.74	---	---	---	197	
				March 2026	---	---	---	---	11.62	---	---	---	---	---	---	---	---	
				June 2026	---	---	---	---	11.68	---	---	---	---	---	---	---	---	
AVAX S.A. (CR)																		
(Contract Size: 100 Securities, Physical Delivery)																		
2.46	2.36	2.4	0.63%	September 2025	2.39	2.44	2.38	2.39	2.39	---	---	---	2.58	---	92	882	1,761	
				December 2025	2.44	2.46	2.40	2.40	2.40	---	---	---	2.46	---	45	605	159	
				March 2026	---	---	---	---	2.41	---	---	---	---	---	---	---	---	
				June 2026	---	---	---	---	2.42	---	---	---	---	---	---	---	---	

Derivatives notes - <https://www.athexgroup.gr/en/market-data/statistics/eod-closing-prices/>

Fixing prices and final open positions can be retrieved from the following path <http://www.athexgroup.gr/en/market-data/statistics/eod-closing-prices>

Underlying Asset				Derivatives Market													
Price max	Price min	Closing price	change	Delivery Month	Open price	Price max	Price min	Last price	Closing price	Last Bid	Last Ask	Fixing price*	Life high	Life low	Trades	Volume	Open Interest
BANK OF CYPRUS (CR)				(Contract Size: 100 Securities, Physical Delivery)													
7.84	7.72	7.72	-0.26%	September 2025	7.75	7.80	7.75	7.76	7.76	---	---	---	7.92	---	29	439	1,605
				December 2025	7.65	7.71	7.63	7.63	7.63	---	---	---	7.71	---	12	214	809
				March 2026	---	---	---	---	7.82	---	---	---	---	---	---	---	---
				June 2026	---	---	---	---	7.86	---	---	---	---	---	---	---	---
CC HBC AG (CR)				(Contract Size: 100 Securities, Physical Delivery)													
43.2	42.9	43.04	-0.37%	September 2025	43.10	43.10	43.10	43.10	43.10	---	---	---	46.86	---	3	8	182
				December 2025	42.92	43.15	42.90	42.90	42.90	---	---	---	43.15	---	5	10	22
				March 2026	---	---	---	---	43.65	---	---	---	---	---	---	---	---
				June 2026	---	---	---	---	43.87	---	---	---	---	---	---	---	---
CENERGY HOLDINGS (CB)				(Contract Size: 100 Securities, Physical Delivery)													
11.48	11.26	11.44	1.60%	September 2025	11.23	11.46	11.23	11.30	11.30	---	---	---	11.46	---	81	1,826	6,593
				December 2025	11.47	11.55	11.00	11.55	11.55	---	---	---	11.55	---	45	1,859	1,900
				March 2026	---	---	---	---	11.38	---	---	---	---	---	---	---	---
				June 2026	---	---	---	---	11.44	---	---	---	---	---	---	---	---
CrediaBank (CR)				(Contract Size: 100 Securities, Physical Delivery)													
1.668	1.62	1.642	3.01%	September 2025	1.63	1.66	1.63	1.64	1.64	---	---	---	1.66	1.20	24	794	3,593
				December 2025	1.64	1.69	1.64	1.65	1.65	---	---	---	1.69	---	40	1,147	1,563
				March 2026	---	---	---	---	1.61	---	---	---	---	---	---	---	---
				June 2026	---	---	---	---	1.62	---	---	---	---	---	---	---	---
ELLAKTOR (CR)				(Contract Size: 100 Securities, Physical Delivery)													
1.438	1.38	1.426	2.74%	September 2025	1.39	1.43	1.38	1.43	1.43	---	---	---	1.50	---	40	1,045	5,767
				December 2025	1.40	1.44	1.39	1.43	1.43	---	---	---	1.44	---	33	1,033	450
				March 2026	---	---	---	---	1.40	---	---	---	---	---	---	---	---
				June 2026	---	---	---	---	1.41	---	---	---	---	---	---	---	---
ELVALHALCOR (CR)				(Contract Size: 100 Securities, Physical Delivery)													
2.89	2.85	2.855	-0.35%	September 2025	2.85	2.88	2.85	2.85	2.85	---	---	---	2.90	---	24	1,000	2,947
				December 2025	2.89	2.90	2.87	2.89	2.89	---	---	---	2.91	---	22	985	218
				March 2026	---	---	---	---	2.90	---	---	---	---	---	---	---	---
				June 2026	---	---	---	---	2.91	---	---	---	---	---	---	---	---
EUROBANK HOLDINGS (CR)				(Contract Size: 100 Securities, Physical Delivery)													
3.308	3.25	3.254	-1.03%	September 2025	3.30	3.31	3.24	3.25	3.25	---	---	---	3.59	---	335	6,213	35,883
				December 2025	3.28	3.30	3.23	3.23	3.23	---	---	---	3.34	---	327	6,069	7,510
				March 2026	---	---	---	---	3.32	---	---	---	---	---	---	---	---
				June 2026	---	---	---	---	3.34	---	---	---	---	---	---	---	---

Derivatives notes - <https://www.athexgroup.gr/en/market-data/statistics/eod-closing-prices/>

Fixing prices and final open positions can be retrieved from the following path <http://www.athexgroup.gr/en/market-data/statistics/eod-closing-prices>

Underlying Asset				Derivatives Market													
Price max	Price min	Closing price	change	Delivery Month	Open price	Price max	Price min	Last price	Closing price	Last Bid	Last Ask	Fixing price*	Life high	Life low	Trades	Volume	Open Interest
EYDAP S.A. (CR)				(Contract Size: 100 Securities, Physical Delivery)													
7.22	7.05	7.15	0.70%	September 2025	7.15	7.17	7.15	7.17	7.17	---	---	---	7.64	---	17	698	2,033
				December 2025	7.23	7.23	7.15	7.23	7.23	---	---	---	7.23	---	13	691	7,323
				March 2026	---	---	---	---	7.17	---	---	---	---	---	---	---	---
				June 2026	---	---	---	---	7.21	---	---	---	---	---	---	---	---
FOURLIS (CR)				(Contract Size: 100 Securities, Physical Delivery)													
4.57	4.51	4.52	-1.09%	September 2025	4.56	4.56	4.56	4.56	4.56	---	---	---	5.05	---	6	100	951
				December 2025	4.60	4.61	4.60	4.60	4.60	---	---	---	4.68	---	11	123	351
				March 2026	---	---	---	---	4.62	---	---	---	---	---	---	---	---
				June 2026	---	---	---	---	4.64	---	---	---	---	---	---	---	---
GEK TERNA (CR)				(Contract Size: 100 Securities, Physical Delivery)													
23.02	22.78	23.02	0.70%	September 2025	22.89	23.00	22.85	22.94	22.94	---	---	---	23.54	---	54	1,117	9,972
				December 2025	23.04	23.19	23.02	23.19	23.19	---	---	---	23.19	---	24	851	1,501
				March 2026	---	---	---	---	23.10	---	---	---	---	---	---	---	---
				June 2026	---	---	---	---	23.22	---	---	---	---	---	---	---	---
HELLENIC EXCHANGES-A.S.E. (CR)				(Contract Size: 100 Securities, Physical Delivery)													
6.99	6.9	6.95	0.29%	September 2025	6.96	6.96	6.91	6.94	6.94	---	---	---	7.52	---	17	224	2,029
				December 2025	7.02	7.02	6.96	6.96	6.96	---	---	---	7.02	---	7	179	64
				March 2026	---	---	---	---	7.00	---	---	---	---	---	---	---	---
				June 2026	---	---	---	---	7.04	---	---	---	---	---	---	---	---
HELLENIQ ENERGY (CR)				(Contract Size: 100 Securities, Physical Delivery)													
8.53	8.35	8.385	-1.00%	September 2025	8.53	8.53	8.35	8.36	8.36	---	---	---	8.77	---	31	809	3,212
				December 2025	8.59	8.60	8.39	8.43	8.43	---	---	---	8.67	---	46	892	2,366
				March 2026	---	---	---	---	8.56	---	---	---	---	---	---	---	---
				June 2026	---	---	---	---	8.60	---	---	---	---	---	---	---	---
INTRACOM HOLDINGS (CR)				(Contract Size: 100 Securities, Physical Delivery)													
3.56	3.495	3.52	0.57%	September 2025	3.55	3.55	3.49	3.51	3.51	---	---	---	3.77	---	99	2,951	11,611
				December 2025	3.49	3.50	3.41	3.43	3.43	---	---	---	3.73	---	53	2,371	1,863
				March 2026	---	---	---	---	3.54	---	---	---	---	---	---	---	---
				June 2026	---	---	---	---	3.55	---	---	---	---	---	---	---	---
INTRALOT (CR)				(Contract Size: 100 Securities, Physical Delivery)													
1.22	1.2	1.214	-0.49%	September 2025	1.22	1.22	1.20	1.21	1.21	---	---	---	1.27	---	264	69,251	162,522
				December 2025	1.24	1.24	1.21	1.23	1.23	---	---	---	1.27	---	221	69,042	227,472
				March 2026	---	---	---	---	1.23	---	---	---	---	---	---	---	---
				June 2026	---	---	---	---	1.24	---	---	---	---	---	---	---	---

Derivatives notes - <https://www.athexgroup.gr/en/market-data/statistics/eod-closing-prices/>

Fixing prices and final open positions can be retrieved from the following path <http://www.athexgroup.gr/en/market-data/statistics/eod-closing-prices>

Underlying Asset				Derivatives Market													
Price max	Price min	Closing price	change	Delivery Month	Open price	Price max	Price min	Last price	Closing price	Last Bid	Last Ask	Fixing price*	Life high	Life low	Trades	Volume	Open Interest
JUMBO SA (CR)				(Contract Size: 100 Securities, Physical Delivery)													
31.92	31.58	31.76	0.13%	September 2025	31.91	31.91	31.70	31.70	31.70	---	---	---	32.60	---	6	30	420
				December 2025	31.71	31.71	31.60	31.60	31.60	---	---	---	32.20	---	5	25	98
				March 2026	---	---	---	---	32.05	---	---	---	---	---	---	---	---
				June 2026	---	---	---	---	32.21	---	---	---	---	---	---	---	---
LAMDA DEVELOPMENT SA (CR)				(Contract Size: 100 Securities, Physical Delivery)													
7.16	7.1	7.13	0.14%	September 2025	7.14	7.14	7.12	7.13	7.13	---	---	---	7.51	---	29	784	7,745
				December 2025	7.20	7.23	7.17	7.20	7.20	---	---	---	7.55	---	31	813	2,695
				March 2026	---	---	---	---	7.19	---	---	---	---	---	---	---	---
				June 2026	---	---	---	---	7.23	---	---	---	---	---	---	---	---
METLEN PLC (CR)				(Contract Size: 100 Securities, Physical Delivery)													
51.75	50.75	51.3	-0.39%	September 2025	51.41	51.41	51.00	51.14	51.14	---	---	---	57.16	50.85	37	364	1,674
				December 2025	51.81	51.87	51.24	51.45	51.45	---	---	---	57.20	---	91	617	854
				March 2026	---	---	---	---	52.04	---	---	---	---	---	---	---	---
				June 2026	---	---	---	---	52.30	---	---	---	---	---	---	---	---
MIG (CR)				(Contract Size: 100 Securities, Physical Delivery)													
4.3	4.2	4.28	-0.93%	September 2025	4.26	4.26	4.26	4.26	4.26	---	---	---	4.31	---	6	84	133
				December 2025	4.30	4.31	4.25	4.31	4.31	---	---	---	4.40	---	8	94	81
				March 2026	---	---	---	---	4.37	---	---	---	---	---	---	---	---
				June 2026	---	---	---	---	4.39	---	---	---	---	---	---	---	---
MOTOR OIL (CR)				(Contract Size: 100 Securities, Physical Delivery)													
25.86	25.56	25.86	0.62%	September 2025	25.69	25.78	25.55	25.78	25.78	---	---	---	27.32	---	24	122	2,618
				December 2025	25.86	25.90	25.74	25.90	25.90	---	---	---	25.90	---	7	32	393
				March 2026	---	---	---	---	25.97	---	---	---	---	---	---	---	---
				June 2026	---	---	---	---	26.10	---	---	---	---	---	---	---	---
NATIONAL BANK (CR)				(Contract Size: 100 Securities, Physical Delivery)													
12.44	12.18	12.25	-1.09%	September 2025	12.40	12.40	12.18	12.22	12.22	---	---	---	13.48	---	71	1,095	13,913
				December 2025	12.26	12.28	12.02	12.10	12.10	---	---	---	13.02	---	68	1,090	2,124
				March 2026	---	---	---	---	12.52	---	---	---	---	---	---	---	---
				June 2026	---	---	---	---	12.58	---	---	---	---	---	---	---	---
OPAP (CR)				(Contract Size: 100 Securities, Physical Delivery)													
19.55	19.34	19.55	1.09%	September 2025	19.39	19.52	19.39	19.51	19.51	---	---	---	20.40	---	31	460	1,857
				December 2025	19.05	19.19	19.01	19.10	19.10	---	---	---	19.48	---	24	723	255
				March 2026	---	---	---	---	19.54	---	---	---	---	---	---	---	---
				June 2026	---	---	---	---	19.64	---	---	---	---	---	---	---	---

Derivatives notes - <https://www.athexgroup.gr/en/market-data/statistics/eod-closing-prices/>

Fixing prices and final open positions can be retrieved from the following path <http://www.athexgroup.gr/en/market-data/statistics/eod-closing-prices>

Underlying Asset				Derivatives Market													
Price max	Price min	Closing price	change	Delivery Month	Open price	Price max	Price min	Last price	Closing price	Last Bid	Last Ask	Fixing price*	Life high	Life low	Trades	Volume	Open Interest
OPTIMA BANK (CR)				(Contract Size: 300 Securities, Physical Delivery)													
8.38	8.14	8.3	1.97%	September 2025	8.22	8.22	8.13	8.20	8.20	---	---	---	8.35	---	5	23	295
				December 2025	8.26	8.32	8.11	8.20	8.20	---	---	---	8.32	---	13	65	108
				March 2026	---	---	---	---	8.23	---	---	---	---	---	---	---	---
				June 2026	---	---	---	---	8.27	---	---	---	---	---	---	---	---
OTE (CR)				(Contract Size: 100 Securities, Physical Delivery)													
16.87	16.66	16.82	-0.65%	September 2025	16.79	16.86	16.73	16.86	16.86	---	---	---	17.30	---	25	363	2,036
				December 2025	16.84	16.90	16.72	16.81	16.81	---	---	---	16.99	---	28	358	97
				March 2026	---	---	---	---	17.11	---	---	---	---	---	---	---	---
				June 2026	---	---	---	---	17.19	---	---	---	---	---	---	---	---
P.P.A. S.A. (CR)				(Contract Size: 100 Securities, Physical Delivery)													
45.45	43.7	45	1.58%	September 2025	41.39	44.50	41.39	44.50	44.50	---	---	---	48.29	---	3	7	49
				December 2025	41.89	41.89	41.89	41.89	41.89	---	---	---	44.18	---	1	5	34
				March 2026	---	---	---	---	44.77	---	---	---	---	---	---	---	---
				June 2026	---	---	---	---	44.99	---	---	---	---	---	---	---	---
PIRAEUS FINANCIAL HOLD (CR)				(Contract Size: 105 Securities, Physical Delivery)													
7.142	7.028	7.09	-0.09%	September 2025	7.11	7.13	7.03	7.08	7.08	---	---	---	7.41	5.32	169	2,879	43,798
				December 2025	7.15	7.20	7.07	7.11	7.11	---	---	---	7.27	---	144	1,847	6,750
				March 2026	---	---	---	---	7.17	---	---	---	---	---	---	---	---
				June 2026	---	---	---	---	7.21	---	---	---	---	---	---	---	---
PPC (CR)				(Contract Size: 100 Securities, Physical Delivery)													
14.45	14.22	14.39	0.28%	September 2025	14.39	14.44	14.23	14.37	14.37	---	---	---	14.80	---	132	2,467	15,183
				December 2025	14.56	14.57	14.34	14.48	14.48	---	---	---	14.74	---	89	1,993	8,305
				March 2026	---	---	---	---	14.50	---	---	---	---	---	---	---	---
				June 2026	---	---	---	---	14.57	---	---	---	---	---	---	---	---
QUEST HOLDINGS (CR)				(Contract Size: 100 Securities, Physical Delivery)													
7.41	7.26	7.27	-0.82%	September 2025	---	---	---	---	7.31	---	---	---	7.81	---	---	---	154
				December 2025	---	---	---	---	7.35	---	---	---	7.35	---	---	---	47
				March 2026	---	---	---	---	7.41	---	---	---	---	---	---	---	---
				June 2026	---	---	---	---	7.44	---	---	---	---	---	---	---	---
TITAN (CB)				(Contract Size: 100 Securities, Physical Delivery)													
37.5	36.7	36.75	-1.08%	September 2025	37.30	37.30	37.00	37.00	37.00	---	---	---	39.70	---	27	407	1,207
				December 2025	37.66	37.66	37.09	37.27	37.27	---	---	---	38.00	---	28	420	151
				March 2026	---	---	---	---	37.54	---	---	---	---	---	---	---	---
				June 2026	---	---	---	---	37.73	---	---	---	---	---	---	---	---

Derivatives notes - <https://www.athexgroup.gr/en/market-data/statistics/eod-closing-prices/>

Fixing prices and final open positions can be retrieved from the following path <http://www.athexgroup.gr/en/market-data/statistics/eod-closing-prices>

Underlying Asset				Derivatives Market													
Price max	Price min	Closing price	change	Delivery Month	Open price	Price max	Price min	Last price	Closing price	Last Bid	Last Ask	Fixing price*	Life high	Life low	Trades	Volume	Open Interest
VIOHALCO SA/NV (CB)				(Contract Size: 100 Securities, Physical Delivery)													
6.89	6.78	6.86	1.33%	September 2025	6.78	6.88	6.78	6.86	6.86	---	---	---	6.88	---	59	1,005	3,008
				December 2025	6.89	6.93	6.86	6.92	6.92	---	---	---	6.93	---	83	1,033	2,661
				March 2026	---	---	---	---	6.84	---	---	---	---	---	---	---	---
				June 2026	---	---	---	---	6.88	---	---	---	---	---	---	---	---

Derivatives notes - <https://www.athexgroup.gr/en/market-data/statistics/eod-closing-prices/>

Fixing prices and final open positions can be retrieved from the following path <http://www.athexgroup.gr/en/market-data/statistics/eod-closing-prices>

FTSE/Athex Large Cap

(Trade Unit: 1 Index Point x 2€ - Exercise Style: European, Cash Settlement)

Call Options																Put Options													
September 2025																October 2025												Other Months	
Exercise Price	Open price	Price max	Price min	Last price	Closing price	Volume	Open Interest	Open price	Price max	Price min	Last price	Closing price	Volume	Open Interest	Volume	Open Interest	Open price	Price max	Price min	Last price	Closing price	Volume	Open Interest	Volume	Open Interest	Exercise Price			
3,050	0.00	0.00	0.00	-	2,144.00	-	-	-	-	-	-	-	-	-	-	-	0.00	0.00	0.00	-	0.01	-	-	-	-	-	3,050		
3,100	0.00	0.00	0.00	-	2,094.00	-	-	-	-	-	-	-	-	-	-	-	0.00	0.00	0.00	-	0.01	-	-	-	-	-	3,100		
3,150	0.00	0.00	0.00	-	2,044.00	-	-	-	-	-	-	-	-	-	-	-	0.00	0.00	0.00	-	0.01	-	-	-	-	-	3,150		
3,200	0.00	0.00	0.00	-	1,994.00	-	-	-	-	-	-	-	-	-	-	-	0.00	0.00	0.00	-	0.01	-	-	-	-	-	3,200		
3,250	0.00	0.00	0.00	-	1,944.00	-	-	-	-	-	-	-	-	-	-	-	0.00	0.00	0.00	-	0.01	-	-	-	-	-	3,250		
3,300	0.00	0.00	0.00	-	1,895.00	-	-	-	-	-	-	-	-	-	-	-	0.00	0.00	0.00	-	0.01	-	-	-	-	-	3,300		
3,350	0.00	0.00	0.00	-	1,845.00	-	-	-	-	-	-	-	-	-	-	-	0.00	0.00	0.00	-	0.01	-	-	-	-	-	3,350		
3,400	0.00	0.00	0.00	-	1,795.00	-	-	-	-	-	-	-	-	-	-	-	0.00	0.00	0.00	-	0.01	-	-	-	-	-	3,400		
3,450	0.00	0.00	0.00	-	1,745.00	-	-	-	-	-	-	-	-	-	-	-	0.00	0.00	0.00	-	0.01	-	-	-	-	-	3,450		
3,500	0.00	0.00	0.00	-	1,695.00	-	-	-	-	-	-	-	-	-	-	-	0.00	0.00	0.00	-	0.01	-	-	-	-	-	3,500		
3,550	0.00	0.00	0.00	-	1,645.00	-	-	-	-	-	-	-	-	-	-	-	0.00	0.00	0.00	-	0.01	-	-	-	-	-	3,550		
3,600	0.00	0.00	0.00	-	1,595.00	-	-	-	-	-	-	-	-	-	-	-	0.00	0.00	0.00	-	0.01	-	-	-	-	-	3,600		
3,650	0.00	0.00	0.00	-	1,545.00	-	-	-	-	-	-	-	-	-	-	-	0.00	0.00	0.00	-	0.01	-	-	-	-	-	3,650		
3,700	0.00	0.00	0.00	-	1,495.00	-	-	-	-	-	-	-	-	-	-	-	0.00	0.00	0.00	-	0.01	-	-	-	-	-	3,700		
3,750	0.00	0.00	0.00	-	1,445.00	-	-	-	-	-	-	-	-	-	-	-	0.00	0.00	0.00	-	0.01	-	-	-	-	-	3,750		
3,800	0.00	0.00	0.00	-	1,395.00	-	-	-	-	-	-	-	-	-	-	-	0.00	0.00	0.00	-	0.01	-	-	-	-	-	3,800		
3,850	0.00	0.00	0.00	-	1,345.00	-	-	-	-	-	-	-	-	-	-	-	0.00	0.00	0.00	-	0.02	-	-	-	-	-	3,850		
3,900	0.00	0.00	0.00	-	1,295.00	-	-	-	-	-	-	-	-	-	-	-	0.00	0.00	0.00	-	0.01	-	-	-	-	-	3,900		
3,950	0.00	0.00	0.00	-	1,245.00	-	-	-	-	-	-	-	-	-	-	-	0.00	0.00	0.00	-	0.01	-	-	-	-	-	3,950		
4,000	0.00	0.00	0.00	-	1,195.00	-	-	-	-	-	-	-	-	-	-	-	0.00	0.00	0.00	-	0.01	-	-	-	-	-	4,000		
4,100	0.00	0.00	0.00	-	1,095.00	-	-	-	-	-	-	-	-	-	-	-	0.00	0.00	0.00	-	0.01	-	-	-	-	-	4,100		
4,200	0.00	0.00	0.00	-	995.00	-	-	-	-	-	-	-	-	-	-	-	0.00	0.00	0.00	-	0.03	-	-	-	-	-	4,200		
4,300	0.00	0.00	0.00	-	895.00	-	-	-	-	-	-	-	-	-	-	-	0.00	0.00	0.00	-	0.01	-	-	-	-	-	4,300		
4,400	0.00	0.00	0.00	-	795.00	-	-	0.00	0.00	0.00	-	794.00	-	-	-	-	0.00	0.00	0.00	-	0.01	-	-	0.00	0.00	0.00	4,400		
4,450	0.00	0.00	0.00	-	745.00	-	-	0.00	0.00	0.00	-	744.00	-	-	-	-	0.00	0.00	0.00	-	0.03	-	-	0.00	0.00	0.00	4,450		
4,500	0.00	0.00	0.00	-	695.00	-	-	0.00	0.00	0.00	-	695.00	-	-	-	-	0.00	0.00	0.00	-	0.01	-	-	0.00	0.00	0.00	4,500		
4,550	0.00	0.00	0.00	-	645.00	-	-	0.00	0.00	0.00	-	645.00	-	-	-	-	0.00	0.00	0.00	-	0.02	-	-	0.00	0.00	0.00	4,550		
4,600	0.00	0.00	0.00	-	595.00	-	-	0.00	0.00	0.00	-	596.00	-	8	-	-	0.00	0.00	0.00	-	0.02	-	-	0.00	0.00	0.00	4,600		
4,650	0.00	0.00	0.00	-	545.00	-	-	0.00	0.00	0.00	-	547.00	-	-	-	-	0.00	0.00	0.00	-	0.01	-	-	0.00	0.00	0.00	4,650		
4,700	0.00	0.00	0.00	-	495.00	-	-	0.00	0.00	0.00	-	498.00	-	-	-	-	0.00	0.00	0.00	-	0.01	-	-	0.00	0.00	0.00	4,700		
4,750	0.00	0.00	0.00	-	445.00	-	-	0.00	0.00	0.00	-	451.00	-	-	-	-	0.00	0.00	0.00	-	0.01	-	15	0.00	0.00	0.00	4,750		
4,800	0.00	0.00	0.00	-	395.00	-	20	0.00	0.00	0.00	-	404.00	-	-	-	-	0.00	0.00	0.00	-	0.02	-	75	0.00	0.00	0.00	4,800		
4,850	0.00	0.00	0.00	-	345.00	-	-	0.00	0.00	0.00	-	359.00	-	-	-	-	0.00	0.00	0.00	-	0.09	-	30	0.00	0.00	0.00	4,850		
4,900	0.00	0.00	0.00	-	295.00	-	30	0.00	0.00	0.00	-	315.00	-	-	-	-	0.00	0.00	0.00	-	0.35	-	129	0.00	0.00	0.00	4,900		
4,950	0.00	0.00	0.00	-	246.00	-	-	0.00	0.00	0.00	-	274.00	-	180	-	-	0.00	0.00	0.00	-	1.10	-	30	0.00	0.00	0.00	4,950		
5,000	0.00	0.00	0.00	-	198.00	-	101	0.00	0.00	0.00	-	235.00	-	150	-	-	0.00	0.00	0.00	-	3.10	-	118	0.00	0.00	0.00	5,000		

FTSE/Athex Large Cap

(Trade Unit: 1 Index Point x 2€ - Exercise Style: European, Cash Settlement)

Exercise Price	Call Options														Put Options																		
	September 2025							October 2025							Other Months		September 2025							October 2025							Other Months		Exercise Price
	Open price	Price max	Price min	Last price	Closing price	Volume	Open Interest	Open price	Price max	Price min	Last price	Closing price	Volume	Open Interest	Volume	Open Interest	Open price	Price max	Price min	Last price	Closing price	Volume	Open Interest	Open price	Price max	Price min	Last price	Closing price	Volume	Open Interest	Volume	Open Interest	
5,050	0.00	0.00	0.00	-	153.00	-	106	203.00	203.00	203.00	203.00	203.00	90	130			0.00	0.00	0.00	-	7.60	-	43	52.50	52.50	52.50	52.50	52.50	60	68			
5,100	0.00	0.00	0.00	-	112.00	-	133	165.00	165.00	165.00	165.00	165.00	1	60			12.25	0.00	11.00	11.00	11.00	60	51	0.00	0.00	0.00	-	70.50	-	152			5,100
5,150	52.00	52.00	52.00	52.00	52.00	60	218	133.00	133.00	133.00	133.00	133.00	1	119			22.00	52.00	20.00	20.00	20.00	150	31	0.00	0.00	0.00	-	91.00	-	180			5,150
5,200	27.50	31.00	27.50	31.00	31.00	2	265	106.00	106.00	106.00	106.00	106.00	1	161			0.00	31.00	0.00	-	53.00	-	160	118.00	118.00	118.00	118.00	118.00	1	150			5,200
5,250	0.00	0.00	0.00	-	28.25	-	411	0.00	0.00	0.00	-	88.50	-	90			0.00	0.00	0.00	-	83.00	-	157	0.00	0.00	0.00	-	142.00	-	185			5,250
5,300	0.00	0.00	0.00	-	15.00	-	204	0.00	0.00	0.00	-	69.50	-	60			0.00	0.00	0.00	-	120.00	-	199	0.00	0.00	0.00	-	173.00	-	61			5,300
5,350	0.00	0.00	0.00	-	7.20	-	187	0.00	0.00	0.00	-	53.50	-	90			0.00	0.00	0.00	-	162.00	-	209	0.00	0.00	0.00	-	207.00	-	30			5,350
5,400	0.00	0.00	0.00	-	3.20	-	155	0.00	0.00	0.00	-	40.75	-	215			0.00	0.00	0.00	-	208.00	-	60	0.00	0.00	0.00	-	244.00	-	110			5,400
5,450	0.00	0.00	0.00	-	1.20	-	151	0.00	0.00	0.00	-	30.25	-	20			0.00	0.00	0.00	-	256.00	-	30	0.00	0.00	0.00	-	284.00	-	50			5,450
5,500	0.00	0.00	0.00	-	0.44	-	-	0.00	0.00	0.00	-	22.25	-	-			0.00	0.00	0.00	-	305.00	-	-	0.00	0.00	0.00	-	326.00	-	-			5,500
5,550	0.00	0.00	0.00	-	0.14	-	-	0.00	0.00	0.00	-	16.00	-	-			0.00	0.00	0.00	-	355.00	-	-	0.00	0.00	0.00	-	370.00	-	-			5,550
5,600	0.00	0.00	0.00	-	0.04	-	-	0.00	0.00	0.00	-	11.25	-	-			0.00	0.00	0.00	-	405.00	-	-	0.00	0.00	0.00	-	415.00	-	-			5,600
5,650	0.00	0.00	0.00	-	0.01	-	-	0.00	0.00	0.00	-	7.90	-	-			0.00	0.00	0.00	-	455.00	-	-	0.00	0.00	0.00	-	461.00	-	-			5,650
5,700	0.00	0.00	0.00	-	0.02	-	-	0.00	0.00	0.00	-	5.40	-	-			0.00	0.00	0.00	-	505.00	-	-	0.00	0.00	0.00	-	509.00	-	-			5,700
5,750	0.00	0.00	0.00	-	0.01	-	-	0.00	0.00	0.00	-	3.60	-	-			0.00	0.00	0.00	-	555.00	-	-	0.00	0.00	0.00	-	557.00	-	-			5,750
5,800	0.00	0.00	0.00	-	0.01	-	-	0.00	0.00	0.00	-	2.40	-	-			0.00	0.00	0.00	-	605.00	-	-	0.00	0.00	0.00	-	605.00	-	-			5,800
5,850	0.00	0.00	0.00	-	0.01	-	-	0.00	0.00	0.00	-	1.60	-	-			0.00	0.00	0.00	-	654.00	-	-	0.00	0.00	0.00	-	655.00	-	-			5,850
Totals:						62	1,981						93	1,283	0	0						210	1,337					61	1,091	0	0		
Number of Trades:						4							6		0								7					3		0			

ALPHA BANK (CR)

(Contract Size: 100 Securities, Exercise Style: American, Physical Delivery)

Exercise Price	Call Options														Put Options																			
	September 2025						October 2025						Other Months		September 2025						October 2025						Other Months		Exercise Price					
	Open price	Price max	Price min	Last price	Closing price	Volume	Open Interest	Open price	Price max	Price min	Last price	Closing price	Volume	Open Interest	Volume	Open Interest	Open price	Price max	Price min	Last price	Closing price	Volume	Open Interest	Open price	Price max	Price min	Last price	Closing price		Volume	Open Interest	Volume	Open Interest	
2.000	0.000	0.000	0.000	1.52	-	-	-	-	-	-	-	-	-	-	-	0.000	0.000	0.000	0.001	-	-	-	-	-	-	-	-	-		-	-	-	0.020	
2.200	0.000	0.000	0.000	1.32	-	-	0.000	0.000	0.000	1.32	-	-	-	-	-	0.000	0.000	0.000	0.001	-	-	-	-	-	-	0.000	0.000	0.000	0.001	-	-	0.022		
2.300	0.000	0.000	0.000	1.22	-	-	0.000	0.000	0.000	1.22	-	-	-	-	-	0.000	0.000	0.000	0.001	-	-	-	-	-	-	0.000	0.000	0.000	0.001	-	-	0.023		
2.400	0.000	0.000	0.000	1.12	-	-	0.000	0.000	0.000	1.12	-	-	-	-	-	0.000	0.000	0.000	0.001	-	-	-	-	-	-	0.000	0.000	0.000	0.001	-	-	0.024		
2.500	0.000	0.000	0.000	1.02	-	-	0.000	0.000	0.000	1.02	-	-	-	-	-	0.000	0.000	0.000	0.002	-	-	-	-	-	-	0.000	0.000	0.000	0.001	-	-	0.025		
2.600	0.000	0.000	0.000	0.921	-	-	0.000	0.000	0.000	0.925	-	-	-	-	-	0.000	0.000	0.000	0.001	-	-	-	-	-	-	0.000	0.000	0.000	0.001	-	-	0.026		
2.700	0.000	0.000	0.000	0.821	-	-	0.000	0.000	0.000	0.826	-	-	-	-	-	0.000	0.000	0.000	0.001	-	-	-	-	-	-	0.000	0.000	0.000	0.001	-	-	0.027		
2.800	0.000	0.000	0.000	0.721	-	-	0.000	0.000	0.000	0.727	-	-	-	-	-	0.000	0.000	0.000	0.001	-	-	-	-	-	-	0.000	0.000	0.000	0.002	-	-	0.028		
2.900	0.000	0.000	0.000	0.621	-	-	0.000	0.000	0.000	0.631	-	-	-	-	-	0.000	0.000	0.000	0.001	-	-	-	-	-	-	0.000	0.000	0.000	0.005	-	-	0.029		
3.000	0.000	0.000	0.000	0.521	-	-	0.000	0.000	0.000	0.536	-	-	-	-	-	0.000	0.000	0.000	0.002	-	-	-	-	-	-	0.000	0.000	0.000	0.010	-	-	0.030		
3.100	0.000	0.000	0.000	0.421	-	-	0.000	0.000	0.000	0.446	-	-	-	-	-	0.000	0.000	0.000	0.001	-	-	-	-	-	-	0.000	0.000	0.000	0.020	-	-	0.031		
3.200	0.000	0.000	0.000	0.322	-	-	0.000	0.000	0.000	0.363	-	-	-	-	-	0.000	0.000	0.000	0.001	-	-	-	-	-	-	0.000	0.000	0.000	0.037	-	-	0.032		
3.300	0.000	0.000	0.000	0.227	-	-	0.000	0.000	0.000	0.287	-	-	-	-	-	0.000	0.000	0.000	0.006	-	150	-	-	-	-	-	0.000	0.000	0.000	0.061	-	-	0.033	
3.400	0.000	0.000	0.000	0.143	-	-	0.000	0.000	0.000	0.221	-	-	-	-	-	0.000	0.000	0.000	0.022	-	100	-	-	-	-	-	0.000	0.000	0.000	0.095	-	-	0.034	
3.500	0.000	0.000	0.000	0.077	-	-	0.000	0.000	0.000	0.166	-	-	-	-	-	0.000	0.000	0.000	0.056	-	-	-	-	-	-	0.000	0.000	0.000	0.139	-	-	0.035		
3.600	0.000	0.000	0.000	0.035	-	-	0.000	0.000	0.000	0.121	-	-	-	-	-	0.000	0.000	0.000	0.114	-	-	-	-	-	-	0.000	0.000	0.000	0.194	-	-	0.036		
3.700	0.000	0.000	0.000	0.013	-	6	0.000	0.000	0.000	0.085	-	-	-	-	-	0.000	0.000	0.000	0.192	-	-	-	-	-	-	0.000	0.000	0.000	0.259	-	-	0.037		
3.800	0.000	0.000	0.000	0.004	-	-	0.000	0.000	0.000	0.059	-	-	-	-	-	0.000	0.000	0.000	0.283	-	-	-	-	-	-	0.000	0.000	0.000	0.332	-	-	0.038		
3.900	0.000	0.000	0.000	0.001	-	-	0.000	0.000	0.000	0.039	-	-	-	-	-	0.000	0.000	0.000	0.380	-	-	-	-	-	-	0.000	0.000	0.000	0.413	-	-	0.039		
4.000	0.000	0.000	0.000	0.001	-	-	0.000	0.000	0.000	0.025	-	-	-	-	-	0.000	0.000	0.000	0.480	-	-	-	-	-	-	0.000	0.000	0.000	0.499	-	-	0.040		
4.250	0.000	0.000	0.000	0.001	-	-	0.000	0.000	0.000	0.007	-	-	-	-	-	0.000	0.000	0.000	0.730	-	-	-	-	-	-	0.000	0.000	0.000	0.733	-	-	0.043		
4.400	0.000	0.000	0.000	0.001	-	-	0.000	0.000	0.000	0.003	-	-	-	-	-	0.000	0.000	0.000	0.880	-	-	-	-	-	-	0.000	0.000	0.000	0.880	-	-	0.044		
4.500	0.000	0.000	0.000	0.003	-	-	0.000	0.000	0.000	0.002	-	-	-	-	-	0.000	0.000	0.000	0.980	-	-	-	-	-	-	0.000	0.000	0.000	0.980	-	-	0.045		
4.750	0.000	0.000	0.000	0.001	-	-	0.000	0.000	0.000	0.001	-	-	-	-	-	0.000	0.000	0.000	1.23	-	-	-	-	-	-	0.000	0.000	0.000	1.23	-	-	0.048		
4.800	0.000	0.000	0.000	0.001	-	-	0.000	0.000	0.000	0.001	-	-	-	-	-	0.000	0.000	0.000	1.28	-	-	-	-	-	-	0.000	0.000	0.000	1.28	-	-	0.048		
5.000	0.000	0.000	0.000	0.001	-	-	0.000	0.000	0.000	0.001	-	-	-	-	-	0.000	0.000	0.000	1.48	-	-	-	-	-	-	0.000	0.000	0.000	1.48	-	-	0.050		
5.250	0.000	0.000	0.000	0.001	-	-	0.000	0.000	0.000	0.001	-	-	-	-	-	0.000	0.000	0.000	1.73	-	-	-	-	-	-	0.000	0.000	0.000	1.73	-	-	0.053		
5.500	0.000	0.000	0.000	0.001	-	-	0.000	0.000	0.000	0.001	-	-	-	-	-	0.000	0.000	0.000	1.98	-	-	-	-	-	-	0.000	0.000	0.000	1.98	-	-	0.055		
5.750	0.000	0.000	0.000	0.001	-	-	0.000	0.000	0.000	0.001	-	-	-	-	-	0.000	0.000	0.000	2.23	-	-	-	-	-	-	0.000	0.000	0.000	2.23	-	-	0.058		
6.000	0.000	0.000	0.000	0.001	-	-	0.000	0.000	0.000	0.001	-	-	-	-	-	0.000	0.000	0.000	2.48	-	-	-	-	-	-	0.000	0.000	0.000	2.48	-	-	0.060		
Totals:						0	6						0	0	0	0							0	250							0	0	0	0
Number of Trades:							0																	0.00								0	0	

NATIONAL BANK (CR)

(Contract Size: 100 Securities, Exercise Style: American, Physical Delivery)

Exercise Price	Call Options														Volume	Open Interest	Put Options														Volume	Open Interest	Exercise Price					
	September 2025							October 2025									Other Months		September 2025							October 2025								Other Months				
	Open price	Price max	Price min	Last price	Closing price	Volume	Open Interest	Open price	Price max	Price min	Last price	Closing price	Volume	Open Interest			Open price	Price max	Price min	Last price	Closing price	Volume	Open Interest	Open price	Price max	Price min	Last price	Closing price	Volume	Open Interest				Open price	Price max	Price min	Last price	Closing price
4.800	0.000	0.000	0.000	7.59	-	-																																0.048
5.200	0.000	0.000	0.000	7.19	-	-																																0.052
5.600	0.000	0.000	0.000	6.79	-	-																																0.056
6.000	0.000	0.000	0.000	6.39	-	-																																0.060
6.400	0.000	0.000	0.000	5.99	-	-																																0.064
6.800	0.000	0.000	0.000	5.59	-	-																																0.068
7.200	0.000	0.000	0.000	5.19	-	-																																0.072
7.600	0.000	0.000	0.000	4.79	-	-																																0.076
8.000	0.000	0.000	0.000	4.39	-	-																																0.080
8.400	0.000	0.000	0.000	3.99	-	-																																0.084
8.500	0.000	0.000	0.000	3.89	-	-	0.000	0.000	0.000		3.91	-	-								0.000	0.000	0.000		0.001	-	-	0.000	0.000	0.000		0.001	-	-			0.085	
8.750	0.000	0.000	0.000	3.64	-	-	0.000	0.000	0.000		3.66	-	-								0.000	0.000	0.000		0.001	-	-	0.000	0.000	0.000		0.001	-	-			0.088	
8.800	0.000	0.000	0.000	3.59	-	-	0.000	0.000	0.000		3.61	-	-								0.000	0.000	0.000		0.001	-	-	0.000	0.000	0.000		0.001	-	-			0.088	
9.000	0.000	0.000	0.000	3.39	-	-	0.000	0.000	0.000		3.41	-	-								0.000	0.000	0.000		0.001	-	-	0.000	0.000	0.000		0.001	-	-			0.090	
9.200	0.000	0.000	0.000	3.19	-	-	0.000	0.000	0.000		3.21	-	-								0.000	0.000	0.000		0.002	-	-	0.000	0.000	0.000		0.001	-	-			0.092	
9.250	0.000	0.000	0.000	3.14	-	-	0.000	0.000	0.000		3.16	-	-								0.000	0.000	0.000		0.003	-	-	0.000	0.000	0.000		0.001	-	-			0.093	
9.500	0.000	0.000	0.000	2.89	-	-	0.000	0.000	0.000		2.91	-	-								0.000	0.000	0.000		0.001	-	-	0.000	0.000	0.000		0.001	-	-			0.095	
9.600	0.000	0.000	0.000	2.79	-	-	0.000	0.000	0.000		2.81	-	-								0.000	0.000	0.000		0.001	-	-	0.000	0.000	0.000		0.001	-	-			0.096	
9.750	0.000	0.000	0.000	2.64	-	-	0.000	0.000	0.000		2.66	-	-								0.000	0.000	0.000		0.001	-	-	0.000	0.000	0.000		0.001	-	-			0.098	
10.000	0.000	0.000	0.000	2.39	-	-	0.000	0.000	0.000		2.41	-	-								0.000	0.000	0.000		0.001	-	-	0.000	0.000	0.000		0.002	-	-			0.100	
10.500	0.000	0.000	0.000	1.89	-	-	0.000	0.000	0.000		1.92	-	-								0.000	0.000	0.000		0.001	-	-	0.000	0.000	0.000		0.010	-	-			0.105	
11.000	0.000	0.000	0.000	1.39	-	-	0.000	0.000	0.000		1.45	-	-								0.000	0.000	0.000		0.001	-	-	0.000	0.000	0.000		0.038	-	-			0.110	
11.500	0.000	0.000	0.000	0.898	-	-	0.000	0.000	0.000		1.02	-	-								0.000	0.000	0.000		0.004	-	-	0.000	0.000	0.000		0.107	-	-			0.115	
12.000	0.000	0.000	0.000	0.443	-	45	0.000	0.000	0.000		0.663	-	-								0.050	0.050	0.050	0.050	0.050	80	144	0.000	0.000	0.000		0.250	-	-			0.120	
12.500	0.000	0.000	0.000	0.138	-	-	0.000	0.000	0.000		0.392	-	3								0.000	0.000	0.000		0.244	-	15	0.000	0.000	0.000		0.480	-	-			0.125	
13.000	0.000	0.000	0.000	0.023	-	-	0.000	0.000	0.000		0.207	-	3								0.000	0.000	0.000		0.630	-	15	0.000	0.000	0.000		0.796	-	-			0.130	
13.500	0.000	0.000	0.000	0.002	-	45	0.000	0.000	0.000		0.102	-	-								0.000	0.000	0.000		1.11	-	-	0.000	0.000	0.000		1.19	-	-			0.135	
14.000	0.000	0.000	0.000	0.002	-	-	0.000	0.000	0.000		0.043	-	-								0.000	0.000	0.000		1.61	-	-	0.000	0.000	0.000		1.64	-	-			0.140	
14.500	0.000	0.000	0.000	0.001	-	-	0.000	0.000	0.000		0.017	-	-								0.000	0.000	0.000		2.11	-	-	0.000	0.000	0.000		2.11	-	-			0.145	
15.000	0.000	0.000	0.000	0.002	-	-	0.000	0.000	0.000		0.006	-	-								0.000	0.000	0.000		2.61	-	-	0.000	0.000	0.000		2.61	-	-			0.150	
15.500	0.000	0.000	0.000	0.002	-	-	0.000	0.000	0.000		0.002	-	-								0.000	0.000	0.000		3.11	-	-	0.000	0.000	0.000		3.11	-	-			0.155	
16.000	0.000	0.000	0.000	0.001	-	-	0.000	0.000	0.000		0.001	-	-								0.000	0.000	0.000		3.61	-	-	0.000	0.000	0.000		3.61	-	-			0.160	
16.500	0.000	0.000	0.000	0.001	-	-	0.000	0.000	0.000		0.001	-	-								0.000	0.000	0.000		4.11	-	-	0.000	0.000	0.000		4.11	-	-			0.165	
17.000	0.000	0.000	0.000	0.002	-	-	0.000	0.000	0.000		0.001	-	-								0.000	0.000	0.000		4.61	-	-	0.000	0.000	0.000		4.61	-	-			0.170	
17.500	0.000	0.000	0.000	0.001	-	-	0.000	0.000	0.000		0.001	-	-								0.000	0.000	0.000		5.11	-	-	0.000	0.000	0.000		5.11	-	-			0.175	
18.000	0.000	0.000	0.000	0.001	-	-	0.000	0.000	0.000		0.001	-	-								0.000	0.000	0.000		5.61	-	-	0.000	0.000	0.000		5.61	-	-			0.180	

NATIONAL BANK (CR)

(Contract Size: 100 Securities, Exercise Style: American, Physical Delivery)

Exercise Price	Call Options														Put Options										Exercise Price								
	September 2025							October 2025							Other Months		September 2025							October 2025			Other Months						
	Open price	Price max	Price min	Last price	Closing price	Volume	Open Interest	Open price	Price max	Price min	Last price	Closing price	Volume	Open Interest	Volume	Open Interest	Open price	Price max	Price min	Last price	Closing price	Volume	Open Interest	Open price		Price max	Price min	Last price	Closing price	Volume	Open Interest	Volume	Open Interest
18.500	0.000	0.000	0.000		0.001	-	-	0.000	0.000	0.000		0.001	-	-			0.000	0.000	0.000		6.11	-	-	0.000	0.000	0.000		6.11	-	-			0.185
Totals:						0	90					0	6	0	0						0	174					0	3	0	150			
Number of Trades:							0					0		0							1.00						0		0				

OPAP (CR)

(Contract Size: 100 Securities, Exercise Style: American, Physical Delivery)

Exercise Price	Call Options														Volume	Open Interest	Put Options														Volume	Open Interest	Exercise Price																
	September 2025							October 2025									Other Months		September 2025							October 2025								Other Months															
	Open price	Price max	Price min	Last price	Closing price	Volume	Open Interest	Open price	Price max	Price min	Last price	Closing price	Volume	Open Interest			Open price	Price max	Price min	Last price	Closing price	Volume	Open Interest	Open price	Price max	Price min	Last price	Closing price	Volume	Open Interest				Open price	Price max	Price min	Last price	Closing price	Volume	Open Interest									
10.000	0.000	0.000	0.000	9.34	-	-																															0.100												
11.000	0.000	0.000	0.000	8.34	-	-																															0.110												
12.000	0.000	0.000	0.000	7.34	-	-																															0.120												
13.000	0.000	0.000	0.000	6.35	-	-																															0.130												
14.000	0.000	0.000	0.000	5.35	-	-	0.000	0.000	0.000		5.37	-	-									0.000	0.000	0.000		0.001	-	-								0.140													
14.500	0.000	0.000	0.000	4.85	-	-	0.000	0.000	0.000		4.87	-	-									0.000	0.000	0.000		0.001	-	-									0.145												
15.000	0.000	0.000	0.000	4.35	-	-	0.000	0.000	0.000		4.37	-	-									0.000	0.000	0.000		0.001	-	-									0.150												
15.500	0.000	0.000	0.000	3.85	-	-	0.000	0.000	0.000		3.87	-	-									0.000	0.000	0.000		0.001	-	-									0.155												
16.000	0.000	0.000	0.000	3.35	-	-	0.000	0.000	0.000		3.37	-	-									0.000	0.000	0.000		0.001	-	-									0.160												
16.500	0.000	0.000	0.000	2.85	-	-	0.000	0.000	0.000		2.88	-	-									0.000	0.000	0.000		0.001	-	-									0.165												
17.000	0.000	0.000	0.000	2.35	-	-	0.000	0.000	0.000		2.38	-	-									0.000	0.000	0.000		0.001	-	-									0.170												
17.500	0.000	0.000	0.000	1.85	-	-	0.000	0.000	0.000		1.91	-	-									0.000	0.000	0.000		0.001	-	-									0.175												
18.000	0.000	0.000	0.000	1.35	-	-	0.000	0.000	0.000		1.46	-	-									0.000	0.000	0.000		0.001	-	50									0.180												
18.500	0.000	0.000	0.000	0.864	-	-	0.000	0.000	0.000		1.06	-	-									0.000	0.000	0.000		0.017	-	-									0.185												
19.000	0.000	0.000	0.000	0.443	-	-	0.000	0.000	0.000		0.719	-	-									0.000	0.000	0.000		0.096	-	60									0.190												
19.500	0.000	0.000	0.000	0.163	-	-	0.000	0.000	0.000		0.460	-	-									0.000	0.000	0.000		0.316	-	32									0.195												
20.000	0.000	0.000	0.000	0.039	-	35	0.000	0.000	0.000		0.271	-	-									0.000	0.000	0.000		0.693	-	1									0.200												
21.000	0.000	0.000	0.000	0.001	-	-	0.000	0.000	0.000		0.075	-	-									0.000	0.000	0.000		1.66	-	-										0.210											
22.000	0.000	0.000	0.000	0.001	-	-	0.000	0.000	0.000		0.015	-	-									0.000	0.000	0.000		2.66	-	-										0.220											
23.000	0.000	0.000	0.000	0.002	-	-	0.000	0.000	0.000		0.002	-	-									0.000	0.000	0.000		3.66	-	-										0.230											
24.000	0.000	0.000	0.000	0.001	-	-	0.000	0.000	0.000		0.001	-	-									0.000	0.000	0.000		4.66	-	-										0.240											
25.000	0.000	0.000	0.000	0.001	-	-	0.000	0.000	0.000		0.002	-	-									0.000	0.000	0.000		5.66	-	-										0.250											
26.000	0.000	0.000	0.000	0.001	-	-	0.000	0.000	0.000		0.001	-	-									0.000	0.000	0.000		6.66	-	-										0.260											
27.000	0.000	0.000	0.000	0.001	-	-	0.000	0.000	0.000		0.001	-	-									0.000	0.000	0.000		7.66	-	-										0.270											
28.000	0.000	0.000	0.000	0.001	-	-	0.000	0.000	0.000		0.001	-	-									0.000	0.000	0.000		8.66	-	-										0.280											
29.000	0.000	0.000	0.000	0.001	-	-	0.000	0.000	0.000		0.001	-	-									0.000	0.000	0.000		9.66	-	-										0.290											
30.000	0.000	0.000	0.000	0.001	-	-	0.000	0.000	0.000		0.001	-	-									0.000	0.000	0.000		10.66	-	-										0.300											
Totals:							0	35						0	0																							0	143					0	190			0	0
Number of Trades:							0							0																																0		0	

OTE (CR)

(Contract Size: 100 Securities, Exercise Style: American, Physical Delivery)

Exercise Price	Call Options														Volume	Open Interest	Put Options														Volume	Open Interest	Exercise Price												
	September 2025							October 2025									Other Months		September 2025							October 2025								Other Months											
	Open price	Price max	Price min	Last price	Closing price	Volume	Open Interest	Open price	Price max	Price min	Last price	Closing price	Volume	Open Interest			Open price	Price max	Price min	Last price	Closing price	Volume	Open Interest	Open price	Price max	Price min	Last price	Closing price	Volume	Open Interest				Open price	Price max	Price min	Last price	Closing price	Volume	Open Interest					
9.600	0.000	0.000	0.000	7.33	-	-																														0.096									
10.000	0.000	0.000	0.000	6.93	-	-	0.000	0.000	0.000		6.95	-	-																							0.100									
10.500	0.000	0.000	0.000	6.43	-	-	0.000	0.000	0.000		6.45	-	-																							0.105									
11.000	0.000	0.000	0.000	5.93	-	-	0.000	0.000	0.000		5.95	-	-																							0.110									
11.500	0.000	0.000	0.000	5.43	-	-	0.000	0.000	0.000		5.45	-	-																							0.115									
12.000	0.000	0.000	0.000	4.93	-	-	0.000	0.000	0.000		4.95	-	-																							0.120									
12.500	0.000	0.000	0.000	4.43	-	-	0.000	0.000	0.000		4.45	-	-																							0.125									
13.000	0.000	0.000	0.000	3.94	-	-	0.000	0.000	0.000		3.96	-	-																							0.130									
13.500	0.000	0.000	0.000	3.44	-	-	0.000	0.000	0.000		3.46	-	-																							0.135									
14.000	0.000	0.000	0.000	2.94	-	-	0.000	0.000	0.000		2.96	-	-																							0.140									
14.500	0.000	0.000	0.000	2.44	-	-	0.000	0.000	0.000		2.46	-	-																							0.145									
15.000	0.000	0.000	0.000	1.94	-	-	0.000	0.000	0.000		1.97	-	-																							0.150									
15.500	0.000	0.000	0.000	1.44	-	-	0.000	0.000	0.000		1.51	-	-																							0.155									
16.000	0.000	0.000	0.000	0.943	-	-	0.000	0.000	0.000		1.08	-	-																							0.160									
16.500	0.000	0.000	0.000	0.494	-	2	0.000	0.000	0.000		0.725	-	-																							0.165									
17.000	0.000	0.000	0.000	0.181	-	-	0.000	0.000	0.000		0.445	-	-																							0.170									
17.500	0.000	0.000	0.000	0.040	-	-	0.000	0.000	0.000		0.251	-	-																							0.175									
18.000	0.000	0.000	0.000	0.005	-	-	0.000	0.000	0.000		0.127	-	-																							0.180									
18.500	0.000	0.000	0.000	0.001	-	-	0.000	0.000	0.000		0.059	-	-																							0.185									
19.000	0.000	0.000	0.000	0.001	-	-	0.000	0.000	0.000		0.024	-	-																							0.190									
19.500	0.000	0.000	0.000	0.001	-	-	0.000	0.000	0.000		0.009	-	-																							0.195									
20.000	0.000	0.000	0.000	0.001	-	-	0.000	0.000	0.000		0.003	-	-																							0.200									
21.000	0.000	0.000	0.000	0.001	-	-	0.000	0.000	0.000		0.001	-	-																							0.210									
22.000	0.000	0.000	0.000	0.002	-	-	0.000	0.000	0.000		0.001	-	-																							0.220									
23.000	0.000	0.000	0.000	0.001	-	-	0.000	0.000	0.000		0.001	-	-																							0.230									
24.000	0.000	0.000	0.000	0.001	-	-	0.000	0.000	0.000		0.001	-	-																							0.240									
26.000	0.000	0.000	0.000	0.001	-	-						-	-																							0.260									
Totals:						0	2						0	0																						0	67			0	90			0	0
Number of Trades:							0							0																								0.00			0			0	

PIRAEUS FINANCIAL HOLD (CR)

(Contract Size: 100 Securities, Exercise Style: American, Physical Delivery)

Call Options																	Put Options																
September 2025							October 2025							Other Months			September 2025						October 2025						Other Months				
Exercise Price	Open price	Price max	Price min	Last price	Closing price	Volume	Open Interest	Open price	Price max	Price min	Last price	Closing price	Volume	Open Interest	Volume	Open Interest	Open price	Price max	Price min	Last price	Closing price	Volume	Open Interest	Open price	Price max	Price min	Last price	Closing price	Volume	Open Interest	Volume	Open Interest	Exercise Price
2.400	0.000	0.000	0.000	4.70	-	-	-	-	-	-	-	-	-	-	-	-	0.000	0.000	0.000	0.001	-	-	-	-	-	-	-	-	-	-	-	-	0.024
2.600	0.000	0.000	0.000	4.50	-	-	-	-	-	-	-	-	-	-	-	-	0.000	0.000	0.000	0.001	-	-	-	-	-	-	-	-	-	-	-	-	0.026
2.800	0.000	0.000	0.000	4.30	-	-	-	-	-	-	-	-	-	-	-	-	0.000	0.000	0.000	0.001	-	-	-	-	-	-	-	-	-	-	-	-	0.028
3.000	0.000	0.000	0.000	4.10	-	-	-	-	-	-	-	-	-	-	-	-	0.000	0.000	0.000	0.001	-	-	-	-	-	-	-	-	-	-	-	-	0.030
3.200	0.000	0.000	0.000	3.90	-	-	-	-	-	-	-	-	-	-	-	-	0.000	0.000	0.000	0.001	-	-	-	-	-	-	-	-	-	-	-	-	0.032
3.400	0.000	0.000	0.000	3.70	-	-	-	-	-	-	-	-	-	-	-	-	0.000	0.000	0.000	0.001	-	-	-	-	-	-	-	-	-	-	-	-	0.034
3.600	0.000	0.000	0.000	3.50	-	-	-	-	-	-	-	-	-	-	-	-	0.000	0.000	0.000	0.001	-	-	-	-	-	-	-	-	-	-	-	-	0.036
3.800	0.000	0.000	0.000	3.30	-	-	-	-	-	-	-	-	-	-	-	-	0.000	0.000	0.000	0.001	-	-	-	-	-	-	-	-	-	-	-	-	0.038
4.000	0.000	0.000	0.000	3.10	-	-	0.000	0.000	0.000	0.000	3.11	-	-	-	-	-	0.000	0.000	0.000	0.001	-	-	0.000	0.000	0.000	0.001	-	-	-	-	-	-	0.040
4.250	0.000	0.000	0.000	2.85	-	-	0.000	0.000	0.000	0.000	2.86	-	-	-	-	-	0.000	0.000	0.000	0.001	-	-	0.000	0.000	0.000	0.001	-	-	-	-	-	-	0.043
4.400	0.000	0.000	0.000	2.70	-	-	-	-	-	-	-	-	-	-	-	-	0.000	0.000	0.000	0.001	-	-	-	-	-	-	-	-	-	-	-	-	0.044
4.500	0.000	0.000	0.000	2.60	-	-	0.000	0.000	0.000	0.000	2.61	-	-	-	-	-	0.000	0.000	0.000	0.001	-	-	0.000	0.000	0.000	0.001	-	-	-	-	-	-	0.045
4.750	0.000	0.000	0.000	2.35	-	-	0.000	0.000	0.000	0.000	2.36	-	-	-	-	-	0.000	0.000	0.000	0.001	-	-	0.000	0.000	0.000	0.002	-	-	-	-	-	-	0.048
4.800	0.000	0.000	0.000	2.30	-	-	0.000	0.000	0.000	0.000	2.31	-	-	-	-	-	0.000	0.000	0.000	0.001	-	-	0.000	0.000	0.000	0.002	-	-	-	-	-	-	0.048
5.000	0.000	0.000	0.000	2.10	-	-	0.000	0.000	0.000	0.000	2.11	-	-	-	-	-	0.000	0.000	0.000	0.001	-	-	0.000	0.000	0.000	0.001	-	-	-	-	-	-	0.050
5.200	0.000	0.000	0.000	1.90	-	-	0.000	0.000	0.000	0.000	1.91	-	-	-	-	-	0.000	0.000	0.000	0.001	-	-	0.000	0.000	0.000	0.001	-	-	-	-	-	-	0.052
5.250	0.000	0.000	0.000	1.85	-	-	0.000	0.000	0.000	0.000	1.86	-	-	-	-	-	0.000	0.000	0.000	0.001	-	-	0.000	0.000	0.000	0.001	-	-	-	-	-	-	0.053
5.500	0.000	0.000	0.000	1.60	-	-	0.000	0.000	0.000	0.000	1.61	-	-	-	-	-	0.000	0.000	0.000	0.001	-	-	0.000	0.000	0.000	0.001	-	-	-	-	-	-	0.055
5.600	0.000	0.000	0.000	1.50	-	-	0.000	0.000	0.000	0.000	1.51	-	-	-	-	-	0.000	0.000	0.000	0.002	-	-	0.000	0.000	0.000	0.001	-	-	-	-	-	-	0.056
5.750	0.000	0.000	0.000	1.35	-	-	0.000	0.000	0.000	0.000	1.36	-	-	-	-	-	0.000	0.000	0.000	0.001	-	-	0.000	0.000	0.000	0.002	-	-	-	-	-	-	0.058
6.000	0.000	0.000	0.000	1.10	-	-	0.000	0.000	0.000	0.000	1.12	-	-	-	-	-	0.000	0.000	0.000	0.001	-	-	0.000	0.000	0.000	0.007	-	-	-	-	-	-	0.060
6.250	0.000	0.000	0.000	0.852	-	-	0.000	0.000	0.000	0.000	0.882	-	-	-	-	-	0.000	0.000	0.000	0.001	-	-	0.000	0.000	0.000	0.020	-	-	-	-	-	-	0.063
6.400	0.000	0.000	0.000	0.703	-	-	0.000	0.000	0.000	0.000	0.748	-	-	-	-	-	0.000	0.000	0.000	0.002	-	-	0.000	0.000	0.000	0.035	-	-	-	-	-	-	0.064
6.500	0.000	0.000	0.000	0.603	-	-	0.000	0.000	0.000	0.000	0.664	-	-	-	-	-	0.000	0.000	0.000	0.001	-	-	0.000	0.000	0.000	0.051	-	-	-	-	-	-	0.065
6.750	0.000	0.000	0.000	0.363	-	-	0.000	0.000	0.000	0.000	0.470	-	-	-	-	-	0.000	0.000	0.000	0.010	-	-	0.000	0.000	0.000	0.107	-	-	-	-	-	-	0.068
6.800	0.000	0.000	0.000	0.318	-	-	0.000	0.000	0.000	0.000	0.437	-	-	-	-	-	0.000	0.000	0.000	0.015	-	-	0.000	0.000	0.000	0.125	-	-	-	-	-	-	0.068
7.000	0.000	0.000	0.000	0.164	-	-	0.000	0.000	0.000	0.000	0.315	-	-	-	-	-	0.000	0.000	0.000	0.062	-	-	0.000	0.000	0.000	0.202	-	-	-	-	-	-	0.070
7.200	0.000	0.000	0.000	0.065	-	-	0.000	0.000	0.000	0.000	0.217	-	-	-	-	-	0.000	0.000	0.000	0.162	-	-	0.000	0.000	0.000	0.304	-	-	-	-	-	-	0.072
7.250	0.000	0.000	0.000	0.048	-	-	0.000	0.000	0.000	0.000	0.195	-	-	-	-	-	0.000	0.000	0.000	0.196	-	-	0.000	0.000	0.000	0.333	-	-	-	-	-	-	0.073
7.500	0.000	0.000	0.000	0.009	-	-	0.000	0.000	0.000	0.000	0.113	-	-	-	-	-	0.000	0.000	0.000	0.407	-	-	0.000	0.000	0.000	0.501	-	-	-	-	-	-	0.075
7.600	0.000	0.000	0.000	0.004	-	-	0.000	0.000	0.000	0.000	0.090	-	-	-	-	-	0.000	0.000	0.000	0.502	-	-	0.000	0.000	0.000	0.578	-	-	-	-	-	-	0.076
7.750	0.000	0.000	0.000	0.001	-	-	0.000	0.000	0.000	0.000	0.061	-	-	-	-	-	0.000	0.000	0.000	0.650	-	-	0.000	0.000	0.000	0.700	-	-	-	-	-	-	0.078
8.000	0.000	0.000	0.000	0.001	-	-	0.000	0.000	0.000	0.000	0.031	-	-	-	-	-	0.000	0.000	0.000	0.900	-	-	0.000	0.000	0.000	0.921	-	-	-	-	-	-	0.080
8.250	0.000	0.000	0.000	0.001	-	-	0.000	0.000	0.000	0.000	0.014	-	-	-	-	-	0.000	0.000	0.000	1.15	-	-	0.000	0.000	0.000	1.16	-	-	-	-	-	-	0.083
8.400	0.000	0.000	0.000	0.001	-	-	0.000	0.000	0.000	0.000	0.009	-	-	-	-	-	0.000	0.000	0.000	1.30	-	-	0.000	0.000	0.000	1.30	-	-	-	-	-	-	0.084
8.500	0.000	0.000	0.000	0.001	-	-	0.000	0.000	0.000	0.000	0.006	-	-	-	-	-	0.000	0.000	0.000	1.40	-	-	0.000	0.000	0.000	1.40	-	-	-	-	-	-	0.085

PIRAEUS FINANCIAL HOLD (CR)

(Contract Size: 100 Securities, Exercise Style: American, Physical Delivery)

Exercise Price	Call Options														Put Options											Exercise Price					
	September 2025							October 2025							Other Months		September 2025							October 2025				Other Months			
	Open price	Price max	Price min	Last price	Closing price	Volume	Open Interest	Open price	Price max	Price min	Last price	Closing price	Volume	Open Interest	Volume	Open Interest	Open price	Price max	Price min	Last price	Closing price	Volume	Open Interest	Open price	Price max		Price min	Last price	Closing price	Volume	Open Interest
8.750	0.000	0.000	0.000	0.001	-	-	0.000	0.000	0.000	0.000	0.002	-	-			0.000	0.000	0.000	1.65	-	-	0.000	0.000	0.000	1.65	-	-			0.088	
8.800	0.000	0.000	0.000	0.001	-	-	0.000	0.000	0.000	0.000	0.002	-	-			0.000	0.000	0.000	1.70	-	-	0.000	0.000	0.000	1.70	-	-			0.088	
9.000	0.000	0.000	0.000	0.001	-	-	0.000	0.000	0.000	0.000	0.001	-	-			0.000	0.000	0.000	1.90	-	-	0.000	0.000	0.000	1.90	-	-			0.090	
9.250	0.000	0.000	0.000	0.001	-	-	0.000	0.000	0.000	0.000	0.003	-	-			0.000	0.000	0.000	2.15	-	-	0.000	0.000	0.000	2.15	-	-			0.093	
9.500	0.000	0.000	0.000	0.001	-	-	0.000	0.000	0.000	0.000	0.001	-	-			0.000	0.000	0.000	2.40	-	-	0.000	0.000	0.000	2.40	-	-			0.095	
9.750	0.000	0.000	0.000	0.001	-	-	0.000	0.000	0.000	0.000	0.001	-	-			0.000	0.000	0.000	2.65	-	-	0.000	0.000	0.000	2.65	-	-			0.098	
Totals:						0	0							0	0	0	0							0	0	0	0				
Number of Trades:						0							0	0							0.00							0	0		

PPC (CR)

(Contract Size: 100 Securities, Exercise Style: American, Physical Delivery)

Exercise Price	Call Options														Put Options																																				
	September 2025						October 2025						Other Months		September 2025						October 2025						Other Months		Exercise Price																						
	Open price	Price max	Price min	Last price	Closing price	Volume	Open Interest	Open price	Price max	Price min	Last price	Closing price	Volume	Open Interest	Volume	Open Interest	Open price	Price max	Price min	Last price	Closing price	Volume	Open Interest	Open price	Price max	Price min	Last price	Closing price		Volume	Open Interest	Volume	Open Interest																		
8.400	0.000	0.000	0.000	5.95	-	-										0.000	0.000	0.000	0.001	-	-													0.084																	
8.800	0.000	0.000	0.000	5.55	-	-										0.000	0.000	0.000	0.001	-	-												0.088																		
9.200	0.000	0.000	0.000	5.15	-	-										0.000	0.000	0.000	0.001	-	-												0.092																		
9.500	0.000	0.000	0.000	4.85	-	-	0.000	0.000	0.000		4.87	-	-			0.000	0.000	0.000	0.001	-	-	0.000	0.000	0.000		0.001	-	-				0.095																			
9.600	0.000	0.000	0.000	4.75	-	-	0.000	0.000	0.000		4.77	-	-			0.000	0.000	0.000	0.001	-	-	0.000	0.000	0.000		0.001	-	-				0.096																			
9.750	0.000	0.000	0.000	4.60	-	-	0.000	0.000	0.000		4.62	-	-			0.000	0.000	0.000	0.001	-	-	0.000	0.000	0.000		0.001	-	-				0.098																			
10.000	0.000	0.000	0.000	4.35	-	-	0.000	0.000	0.000		4.37	-	-			0.000	0.000	0.000	0.001	-	-	0.000	0.000	0.000		0.001	-	-				0.100																			
10.500	0.000	0.000	0.000	3.85	-	-	0.000	0.000	0.000		3.87	-	-			0.000	0.000	0.000	0.001	-	-	0.000	0.000	0.000		0.001	-	-				0.105																			
11.000	0.000	0.000	0.000	3.35	-	-	0.000	0.000	0.000		3.37	-	-			0.000	0.000	0.000	0.001	-	-	0.000	0.000	0.000		0.001	-	-				0.110																			
11.500	0.000	0.000	0.000	2.85	-	-	0.000	0.000	0.000		2.87	-	-			0.000	0.000	0.000	0.001	-	-	0.000	0.000	0.000		0.001	-	-				0.115																			
12.000	0.000	0.000	0.000	2.35	-	-	0.000	0.000	0.000		2.38	-	-			0.000	0.000	0.000	0.001	-	-	0.000	0.000	0.000		0.002	-	-				0.120																			
12.500	0.000	0.000	0.000	1.85	-	-	0.000	0.000	0.000		1.89	-	-			0.000	0.000	0.000	0.001	-	-	0.000	0.000	0.000		0.011	-	-				0.125																			
13.000	0.000	0.000	0.000	1.36	-	-	0.000	0.000	0.000		1.42	-	-			0.000	0.000	0.000	0.001	-	-	0.000	0.000	0.000		0.040	-	-				0.130																			
13.500	0.000	0.000	0.000	0.860	-	-	0.000	0.000	0.000		0.988	-	-			0.000	0.000	0.000	0.004	-	15	0.000	0.000	0.000		0.112	-	-				0.135																			
14.000	0.000	0.000	0.000	0.411	-	15	0.000	0.000	0.000		0.633	-	-			0.000	0.000	0.000	0.055	-	140	0.259	0.259	0.259	0.259	0.259	15	15				0.140																			
14.500	0.000	0.000	0.000	0.119	-	15	0.000	0.000	0.000		0.369	-	-			0.000	0.000	0.000	0.264	-	15	0.000	0.000	0.000		0.493	-	-				0.145																			
15.000	0.000	0.000	0.000	0.017	-	50	0.000	0.000	0.000		0.190	-	15			0.000	0.000	0.000	0.663	-	-	0.000	0.000	0.000		0.816	-	-				0.150																			
15.500	0.000	0.000	0.000	0.001	-	-	0.000	0.000	0.000		0.089	-	-			0.000	0.000	0.000	1.15	-	-	0.000	0.000	0.000		1.22	-	-				0.155																			
16.000	0.000	0.000	0.000	0.001	-	5	0.000	0.000	0.000		0.036	-	-			0.000	0.000	0.000	1.65	-	-	0.000	0.000	0.000		1.67	-	-				0.160																			
16.500	0.000	0.000	0.000	0.001	-	-	0.000	0.000	0.000		0.014	-	-			0.000	0.000	0.000	2.15	-	-	0.000	0.000	0.000		2.15	-	-				0.165																			
17.000	0.000	0.000	0.000	0.001	-	-	0.000	0.000	0.000		0.004	-	-			0.000	0.000	0.000	2.65	-	-	0.000	0.000	0.000		2.65	-	-				0.170																			
17.500	0.000	0.000	0.000	0.001	-	-	0.000	0.000	0.000		0.001	-	-			0.000	0.000	0.000	3.15	-	-	0.000	0.000	0.000		3.15	-	-				0.175																			
18.000	0.000	0.000	0.000	0.001	-	-	0.000	0.000	0.000		0.001	-	-			0.000	0.000	0.000	3.65	-	-	0.000	0.000	0.000		3.65	-	-				0.180																			
18.500	0.000	0.000	0.000	0.001	-	-	0.000	0.000	0.000		0.001	-	-			0.000	0.000	0.000	4.15	-	-	0.000	0.000	0.000		4.15	-	-				0.185																			
19.000	0.000	0.000	0.000	0.001	-	-	0.000	0.000	0.000		0.001	-	-			0.000	0.000	0.000	4.65	-	-	0.000	0.000	0.000		4.65	-	-				0.190																			
19.500	0.000	0.000	0.000	0.001	-	-	0.000	0.000	0.000		0.001	-	-			0.000	0.000	0.000	5.15	-	-	0.000	0.000	0.000		5.15	-	-				0.195																			
20.000	0.000	0.000	0.000	0.004	-	-	0.000	0.000	0.000		0.001	-	-			0.000	0.000	0.000	5.65	-	-	0.000	0.000	0.000		5.65	-	-				0.200																			
Totals:						0																											0	85																	
Number of Trades:						0																												0																	

Lending Products	Underlying Title	Multilateral Transactions[1]					Bilateral Transactions[2]		Stock Borrowing through OTC (volume)[3]
		Open Interest[5]	Volume(Offered)	Average Weighted	Transactions volume	Average Weighted	Transactions Volume	Average Weighted	Transactions Volume
ADMIEBOR	ADMIE (IPTO) HOLDING S.A. (CR)	5,902	---	---	---	---	---	6,833,955	
AEGNBOR	AEGEAN AIRLINES (CR)	7,000	---	---	---	---	---	369,406	
AKTRBOR	AKTOR S.A. HOLDING CO. (CR)	---	---	---	---	---	---	1,735,652	
ALPHABOR	ALPHA BANK (CR)	10,000	---	---	---	---	---	208,842,345	
AETFBOR	ALPHA ETF FTSE Athex Large Cap	---	---	---	---	---	---	---	
AIABOR	ATHENS INTL AIRPORT (CR)	8,100	---	---	---	---	---	464,083	
ACAGBOR	AUSTRIACARD (CB)	---	---	---	---	---	---	---	
OTOELBOR	AUTOHELLAS SA (CR)	1,000	---	---	---	---	---	71,834	
AVAXBOR	AVAX S.A. (CR)	18,500	---	---	---	---	---	1,000	
BOCHGRBOR	BANK OF CYPRUS (CR)	---	---	---	---	20,000	0.01%	385,881	
EEEBOR	CC HBC AG (CR)	100	---	---	---	1,500	1.50%	219,944	
CENERBOR	CENERGY HOLDINGS (CB)	---	---	---	---	---	---	68,592	
CREDIABOR	CrediaBank (CR)	---	---	---	---	---	---	171,932	
DIMANDBOR	DIMAND (CR)	---	---	---	---	---	---	5,509	
ELLAKTORBOR	ELLAKTOR (CR)	51,698	---	---	---	---	---	474,459	
ELHABOR	ELVALHALCOR (CR)	---	---	---	---	---	---	63,198	
EUROBBOR	EUROBANK HOLDINGS (CR)	75,000	---	---	---	---	---	158,609,618	
EYDAPBOR	EYDAP S.A. (CR)	---	---	---	---	---	---	262,809	
FOYRKBOR	FOURLIS (CR)	7,197	---	---	---	---	---	25,590	
GEKTERNABOR	GEK TERNA (CR)	---	---	---	---	---	---	791,508	
SARBOR	GR. SARANTIS S.A. (CR)	581	---	---	---	---	---	38,408	
EXAEBOR	HELLENIC EXCHANGES-A.S.E. (CR)	---	---	---	---	---	---	461,086	
ELPEBOR	HELLENIO ENERGY (CR)	---	---	---	---	---	---	1,370,543	
INTEKBOR	IDEAL HOLDINGS (CR)	---	---	---	---	---	---	---	
INTRKBOR	INTRACOM HOLDINGS (CR)	---	---	---	---	---	---	42,648	
INLOTBOR	INTRALOT (CR)	---	---	---	---	---	---	607,542	
BELABOR	JUMBO SA (CR)	---	---	---	---	---	---	219,983	
KRIBOR	KRI-KRI S.A. (CR)	2,924	---	---	---	---	---	---	
LAMDABOR	LAMDA DEVELOPMENT SA (CR)	10,150	---	---	---	---	---	229,373	
MTLNBOR	METLEN PLC (CR)	---	---	---	---	---	---	897,437	
MIGBOR	MIG (CR)	1,291	---	---	---	---	---	39,913	

Stock Lending Notes

[1] - Multilateral contracts Lending or Borrowing as per Methods 8-1, 8-2 and 8-3-3 (According to ATHEX BoD Resolution No.17)

[2] - Bilateral Contracts Lending or Borrowing as per Methods 8-3-1 and 8-3-2 & Contracts as per Method 4 (According to ATHEX BoD Resolution No.20)

[3] - The information concerning OTC Stock Borrowing Transactions is based on the statements of the Dematerialised Securities System (DSS) operators involved and refers to volumes that have been registered up until the previous working day.

[4] - Average Price (Volume weighted)

[5] - The Data concerning Open Interest before the start of trading session

Lending Products	Underlying Title	Multilateral Transactions[1]					Bilateral Transactions[2]		Stock Borrowing through OTC (volume)[3]
		Open Interest[5]	Volume(Offered)	Average Weighted	Transactions volume	Average Weighted	Transactions Volume	Average Weighted	Transactions Volume
MOHBOR	MOTOR OIL (CR)	---	---	---	---	---	---	---	723,382
ETEBOR	NATIONAL BANK (CR)	110,000	---	---	---	---	19,000	1.50%	18,504,194
NOVALBOR	NOVAL PROPERTY REIC (CR)	---	---	---	---	---	---	---	---
OPAPBOR	OPAP (CR)	2,017	---	---	5,000	3.70%	500	1.50%	2,154,891
OPTIMABOR	OPTIMA BANK (CR)	400	---	---	---	---	---	---	983,269
HTOBOR	OTE (CR)	3,000	---	---	---	---	---	---	1,612,035
PPABOR	P.P.A. S.A. (CR)	---	---	---	---	---	---	---	791,206
TPEIRBOR	PIRAEUS FINANCIAL HOLD (CR)	115,666	---	---	---	---	---	---	11,738,725
PPCBOR	PPC (CR)	2,000	---	---	---	---	---	---	3,932,939
PROFBOR	PROFILE SA (CR)	---	---	---	---	---	---	---	25,000
QUESTBOR	QUEST HOLDINGS (CR)	2,508	---	---	---	---	---	---	18,043
PLATBOR	THRACE PLASTICS SA (CR)	---	---	---	---	---	---	---	1,596
TITCBOR	TITAN (CB)	---	---	---	---	---	56,000	1.50%	88,916
OLTHBOR	TPA SA (CR)	---	---	---	---	---	---	---	750
VIOBOR	VIOHALCO SA/NV (CB)	---	---	---	---	---	---	---	---

Stock Lending Notes

[1] - Multilateral contracts Lending or Borrowing as per Methods 8-1, 8-2 and 8-3-3 (According to ATHEX BoD Resolution No.17)

[2] - Bilateral Contracts Lending or Borrowing as per Methods 8-3-1 and 8-3-2 & Contracts as per Method 4 (According to ATHEX BoD Resolution No.20)

[3] - The information concerning OTC Stock Borrowing Transactions is based on the statements of the Dematerialised Securities System (DSS) operators involved and refers to volumes that have been registered up until the previous working day.

[4] - Average Price (Volume weighted)

[5] - The Data concerning Open Interest before the start of trading session

Sectors codification for listed companies

12003 -	ETF	10101010	Computer Services
10101015	Software	10102030	Computer Hardware
15101010	Telecommunications Equipment	15102015	Telecommunications Services
20101010	Health Care Facilities	20102010	Medical Equipment
20103015	Pharmaceuticals	30101010	Banks
30202000	Diversified Financial Services	30202010	Asset Managers & Custodians
30202015	Investment Services	30204000	Closed End Investments
30302010	Full Line Insurance	30302015	Insurance Brokers
30302025	Property and Casualty Insurance	35101010	Real Estate Holding and Development
35101015	Real Estate Services	35102000	Diversified REITs
35102030	Office REITs	35102045	Retail REITs.
40201040	Rental & Leasing Services: Consumer	40202010	Home Construction
40202015	Household Furnishings	40202020	Household Appliance
40203040	Electronic Entertainment	40204020	Clothing & Accessories
40301010	Entertainment	40301030	Publishing
40301035	Radio & TV Broadcasters	40401010	Diversified Retailers
40401020	Apparel Retailers	40401025	Home Improvement Retailers
40401030	Specialty Retailers	40501010	Airlines
40501015	Travel & Tourism	40501020	Casinos & Gambling
40501025	Hotels & Motels	45101015	Distillers & Vintners
45101020	Soft Drinks	45102010	Farming Fishing Ranching & Plantations
45102020	Food Products	45103010	Tobacco
45201010	Food Retailers & Wholesalers	45201020	Personal Products
50101010	Construction	50101020	Building Roof/Wallboard and Plumbing
50101030	Cement	50101035	Building Materials: Other
50202010	Electrical Components	50203015	Plastics
50203030	Containers & Packaging	50204000	Machinery: Industrial
50204020	Machinery: Construction & Handling	50205010	Industrial Suppliers
50205020	Back Office Support HR & Consulting	50205030	Forms & Bulk Printing Services
50206015	Commercial Vehicles & Parts	50206030	Marine Transportation
50206060	Transportation Services	55101000	Diversified Materials
55101020	Textile Products	55102000	General Mining
55102010	Iron & Steel	55102015	Metal Fabricating
55102035	Aluminum	60101020	Oil Refining and Marketing
65101010	Alternative Electricity	65101015	Conventional Electricity
65102000	Multi-Utilities	65102030	Water

ATHEXGROUP

Athens Exchange Group

Λεωφ. Αθηνών 110 | 104 42 Αθήνα
110 Athinon Ave | 104 42 Athens GR
T +30 210 3366 800
www.athexgroup.gr