

**AxiaNUMBERS**  
Monthly Statistical Bulletin  
Derivatives Market

2025 | July

## Derivatives market

### DISCLAIMER

Hellenic Exchanges-Athens Exchange S.A. (ATHEX Group) makes all efforts to keep all published information updated and accurate. The information is to be seen as general and it does not constitute in any case, professional, investment, legal or any other advice.

Data processing was affected in accordance with Greek Law 2396/1996 related to the classified registration within DSS and Law 2472/1997 concerning individuals' protection with regard to the processing of personal data.

The bulletin is the property of the company and is protected by Greek and international copyright law.

All rights are reserved. Reproduction, publishing, imitation, modification, copying, sale, transition or distribution in any form or by any means, in whole or in part, without the prior reference in source, is strictly forbidden.

*Source: ATHEX Group*

*Monthly Statistics Bulletin ΑΞΙΑnumbers - Derivatives Market  
Jul-2025*

Any commercial exploitation of these data by third parties is forbidden.

ATHEX Group cannot be held liable to modification of the information provided herein when third parties are involved.

The new categorization is based on the Rule 1011/2012 of the Central European Bank issued on October 17, 2012 and on the Eurostat standard edition "European system of accounts - ESA2010".

#### Clarifications and further information

---

Sales & Business Development Div

Tel. +30 210 3366800

e-mail: [AthexStats@athexgroup.gr](mailto:AthexStats@athexgroup.gr)

Διεύθυνση Πωλήσεων & Ανάπτυξης Αγορών

Statistical data processing

---

Sales & Business Development Div

Διεύθυνση Πωλήσεων & Ανάπτυξης Αγορών

Translation - Layout design

---

Sales & Business Development Div

#### Athens Exchange Publications & Reports

---

Visit the relevant links <http://www.athexgroup.gr/web/guest/statistics-publications>

<http://www.athexgroup.gr/web/guest/reports>

e-mail: [AthexStats@athexgroup.gr](mailto:AthexStats@athexgroup.gr)

## Derivatives market

### TABLE OF CONTENTS

---

1. Investors' participation in the Derivatives Market

---

2. Investors participation in Futures

---

3. Investors participation in Index Futures

---

4. Investors participation in Stock Futures

---

5. Investors participation in Options

---

6. Investors participation in Index Options

---

7. Investors participation in Stock Options

---

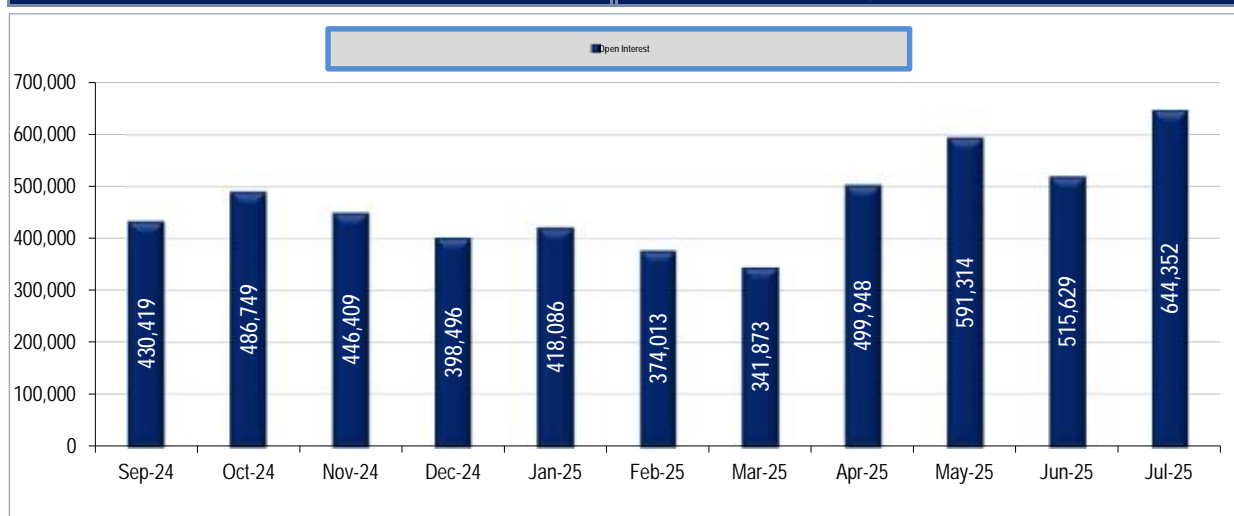
8. Notes – Clarifications

---

## Derivatives market

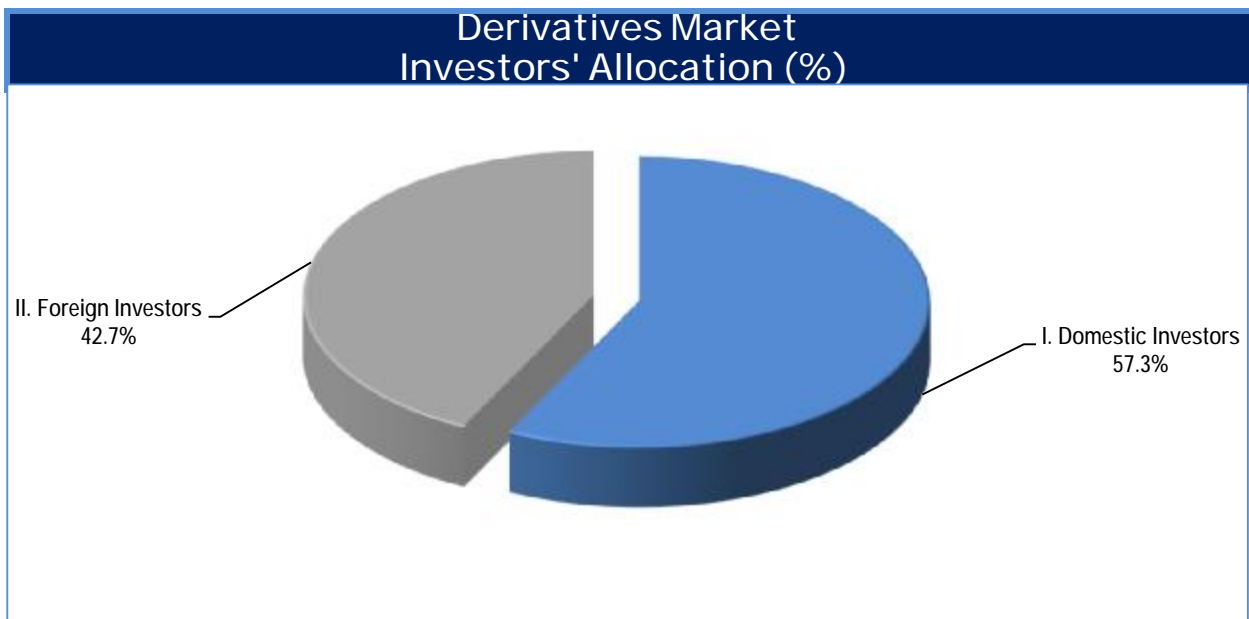
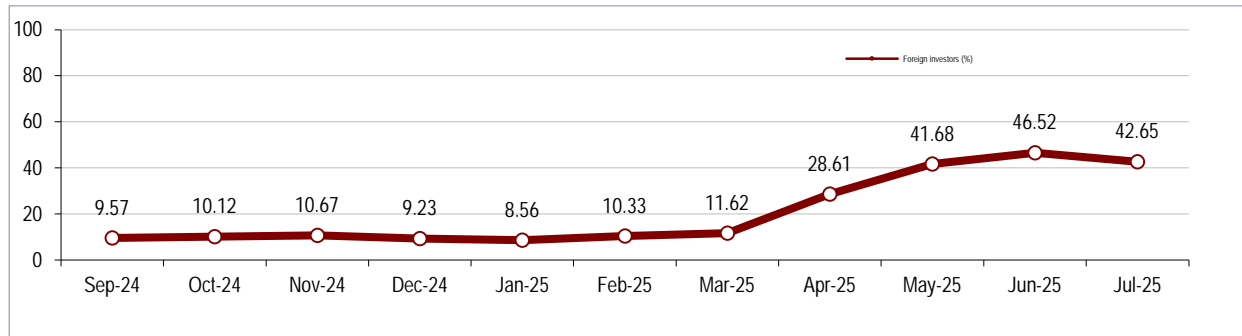
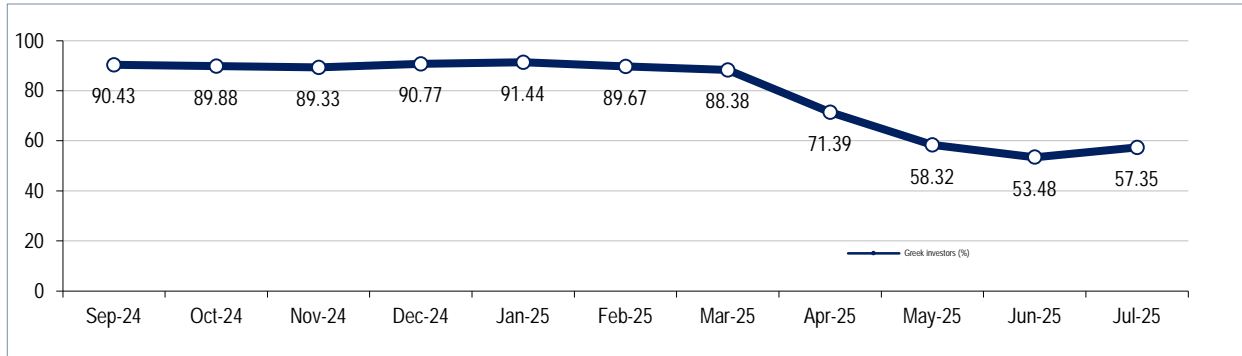
### 1. Investors' participation in the Derivatives Market

Open Interest	Derivatives Market	
(Data of: 31/07/2025)	Open Interest	
	number	%
<b>I. Domestic Investors</b>	<b>369,533</b>	<b>57.35</b>
Households	278,330	43.20
Insurance Corporations	0	0.00
Pension funds	0	0.00
Money market funds (MMFs)	0	0.00
Non-MMF investment funds	22,515	3.49
Deposit-taking Corporations	1,634	0.25
Other financial intermediaries	55,286	8.58
Non-Profit Institutions serving Households	99	0.02
Non-Financial Corporations	11,669	1.81
Central Governemnt	0	0.00
Social Security Funds	0	0.00
Institutions and bodies of the European Union	0	0.00
<b>II. Foreign Investors</b>	<b>274,819</b>	<b>42.65</b>
Households	9,852	1.53
Deposit-taking Corporations	0	0.00
Other financial intermediaries	45,306	7.03
Non-Financial Corporations	164,562	25.54
Institutions and bodies of the European Union	0	0.00
Non-MMF investment funds	55,099	8.55
<b>Total (I+II+III)</b>	<b>644,352</b>	<b>100.00</b>



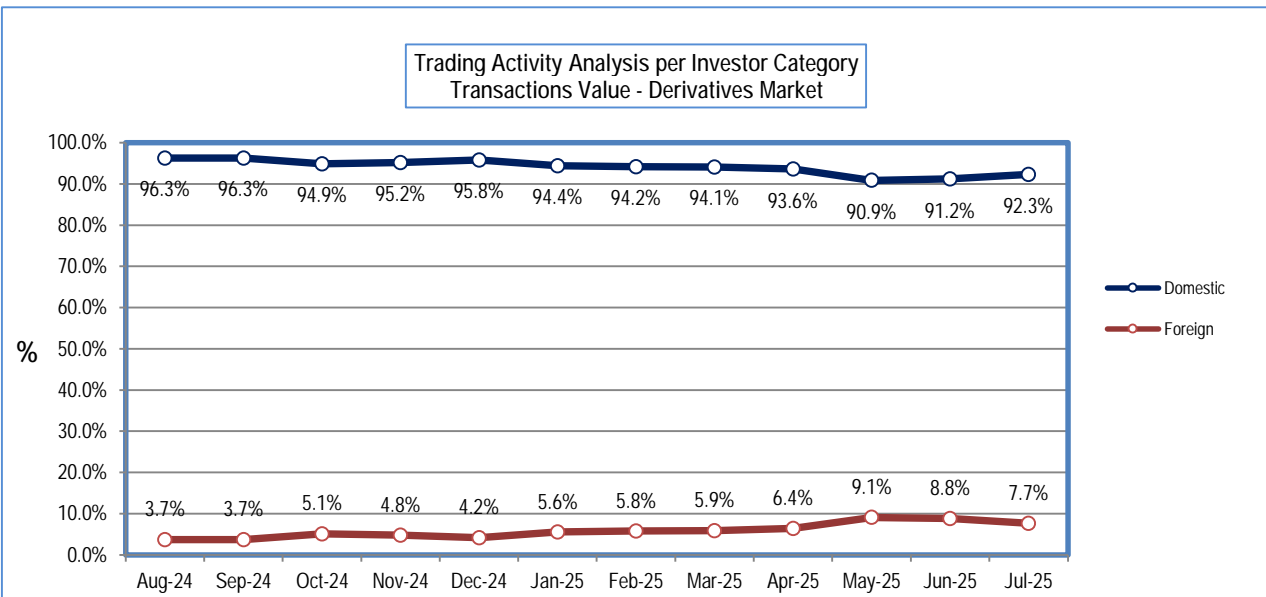
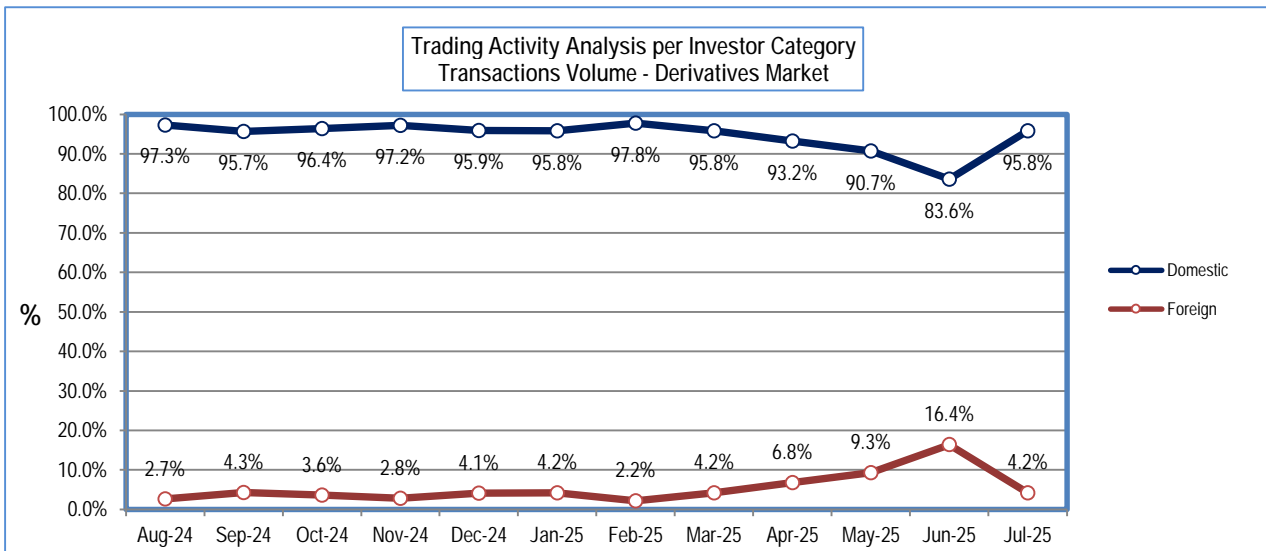
## Derivatives market

### 1. Investors' participation in the Derivatives Market



## Derivatives Market

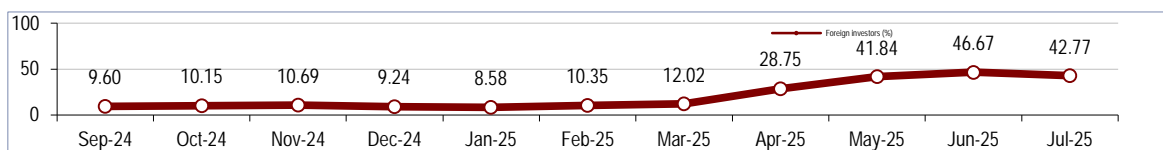
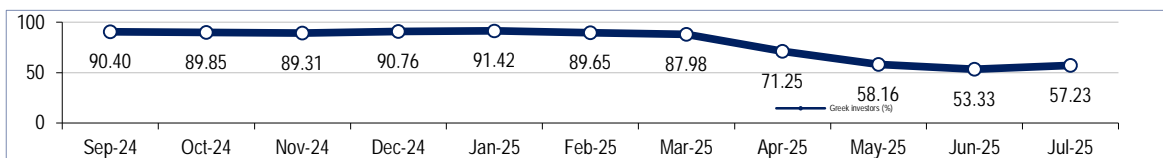
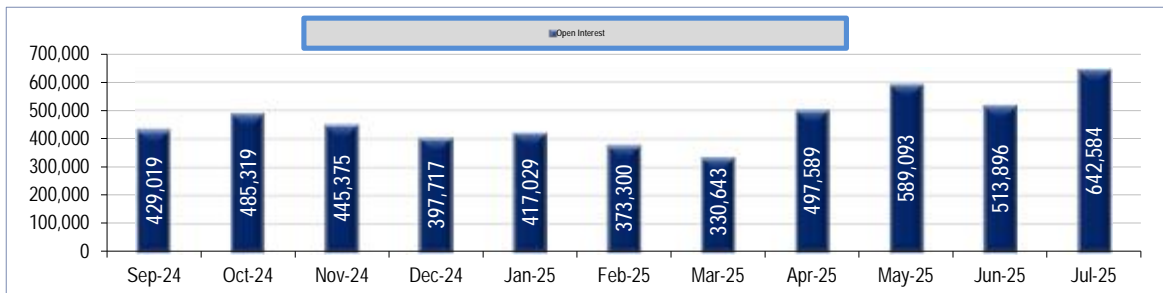
Trading Activity Analysis per Investor Category										
Derivatives Market										
Transactions Volume										
Data	Jan-25	Feb-25	Mar-25	Apr-25	May-25	Jun-25	Jul-25			
Domestic Investors	95.8%	97.8%	95.8%	93.2%	90.7%	83.6%	95.8%			
Foreign Investors	4.2%	2.2%	4.2%	6.8%	9.3%	16.4%	4.2%			
Transactions Value										
Data	Jan-25	Feb-25	Mar-25	Apr-25	May-25	Jun-25	Jul-25			
Domestic Investors	94.4%	94.2%	94.1%	93.6%	90.9%	91.2%	92.3%			
Foreign Investors	5.6%	5.8%	5.9%	6.4%	9.1%	8.8%	7.7%			



## Derivatives market

### 2. Investors participation in Futures

Open Interest	Futures	
	Open Interest	
	number	%
(Data of: 31/07/2025)		
<b>I. Domestic Investors</b>	<b>367,765</b>	<b>57.23</b>
Households	278,110	43.28
Insurance Corporations	0	0.00
Pension funds	0	0.00
Money market funds (MMFs)	0	0.00
Non-MMF investment funds	22,334	3.48
Deposit-taking Corporations	1,271	0.20
Other financial intermediaries	54,300	8.45
Non-Profit Institutions serving Households	99	0.02
Non-Financial Corporations	11,651	1.81
Central Governemnt	0	0.00
Insurance Funds	0	0.00
Social Security Funds	0	0.00
Institutions and bodies of the European Union	0	0.00
<b>II. Foreign Investors</b>	<b>274,819</b>	<b>42.77</b>
Households	9,852	1.53
Deposit-taking Corporations	0	0.00
Other financial intermediaries	45,306	7.05
Non-Financial Corporations	164,562	25.61
Institutions and bodies of the European Union	0	0.00
Non-MMF investment funds	55,099	8.57
<b>III. Other Not Identified</b>	<b>0</b>	<b>0.00</b>
<b>Total (I+II+III)</b>	<b>642,584</b>	<b>100.00</b>



## Derivatives market

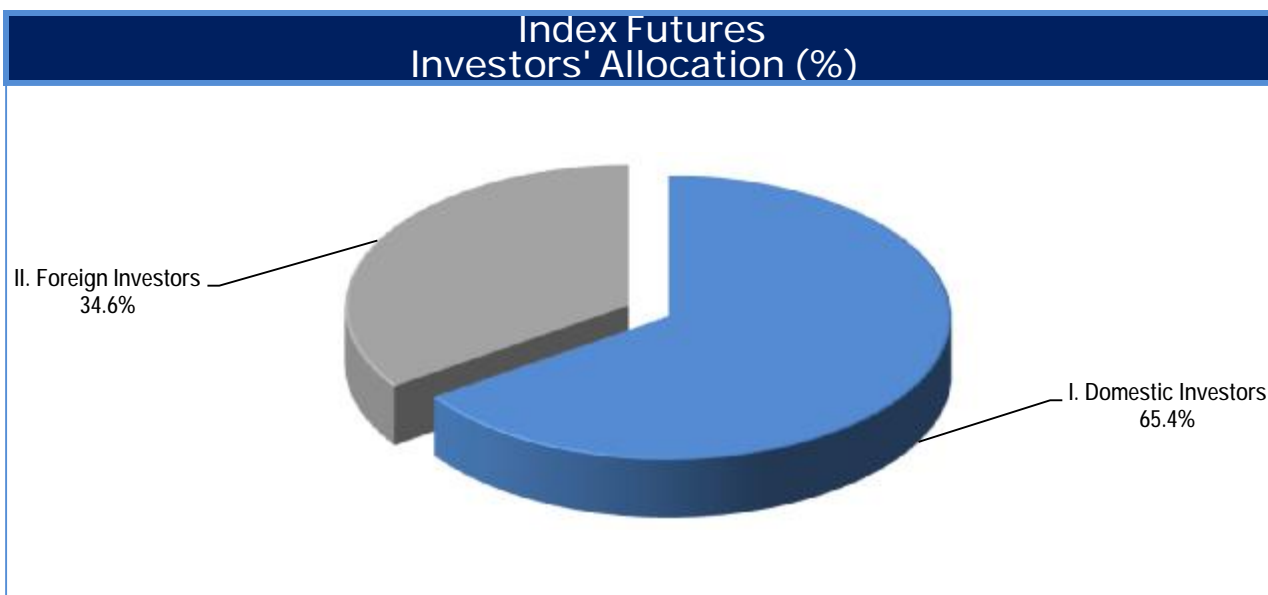
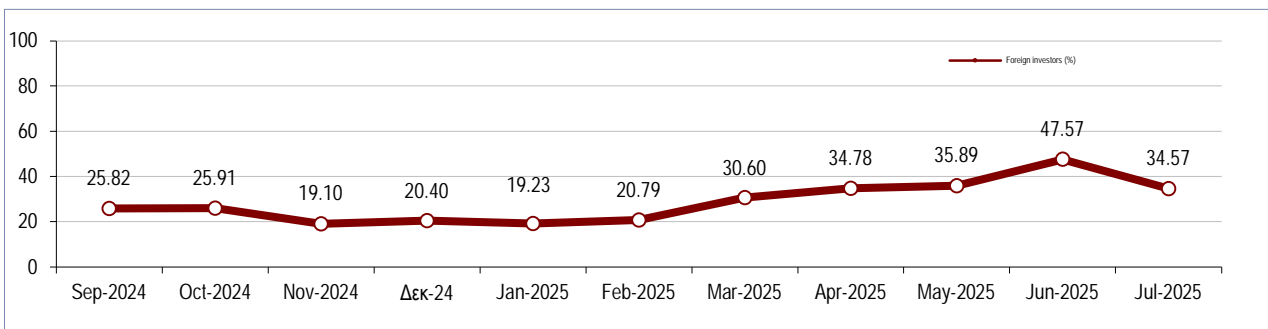
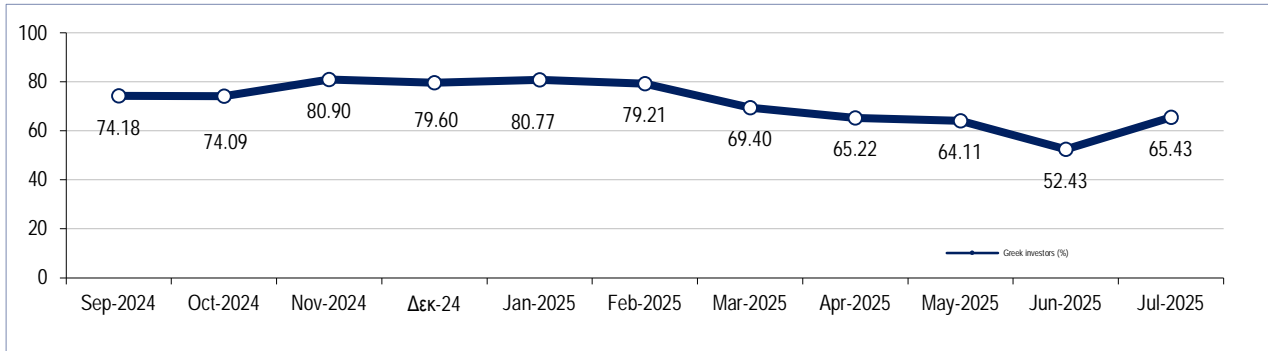
### 3. Investors participation in Index Futures

Open Interest  (Data of: 31/07/2025)	Index Futures			
	Position Accounts		Open Interest	
	<i>number</i>	<i>%</i>	<i>number</i>	<i>%</i>
<b>I. Domestic Investors</b>	<b>185</b>	<b>97.88</b>	<b>5,337</b>	<b>65.43</b>
Households	166	87.83	723	8.86
Insurance Corporations	0	0.00	0	0.00
Pension funds	0	0.00	0	0.00
Money market funds (MMFs)	0	0.00	0	0.00
Non-MMF investment funds	10	5.29	4,369	53.56
Deposit-taking Corporations	0	0.00	0	0.00
Other financial intermediaries	9	4.76	245	3.00
Non-Profit Institutions serving Households	0	0.00	0	0.00
Non-Financial Corporations	0	0.00	0	0.00
Central Governemnt	0	0.00	0	0.00
Insurance Funds	0	0.00	0	0.00
Social Security Funds	0	0.00	0	0.00
Institutions and bodies of the European Union	0	0.00	0	0.00
<b>II. Foreign Investors</b>	<b>4</b>	<b>2.12</b>	<b>2,820</b>	<b>34.57</b>
Households	0	0.00	0	0.00
Deposit-taking Corporations	0	0.00	0	0.00
Other financial intermediaries	1	0.53	736	9.02
Non-Financial Corporations	0	0.00	0	0.00
Institutions and bodies of the European Union	0	0.00	0	0.00
Non-MMF investment funds	3	1.59	2,084	25.55
<b>III. Other Not Identified</b>	<b>0</b>	<b>0.00</b>	<b>0</b>	<b>0.00</b>
<b>Total (I+II+III)</b>	<b>189</b>	<b>100.00</b>	<b>8,157</b>	<b>100.00</b>



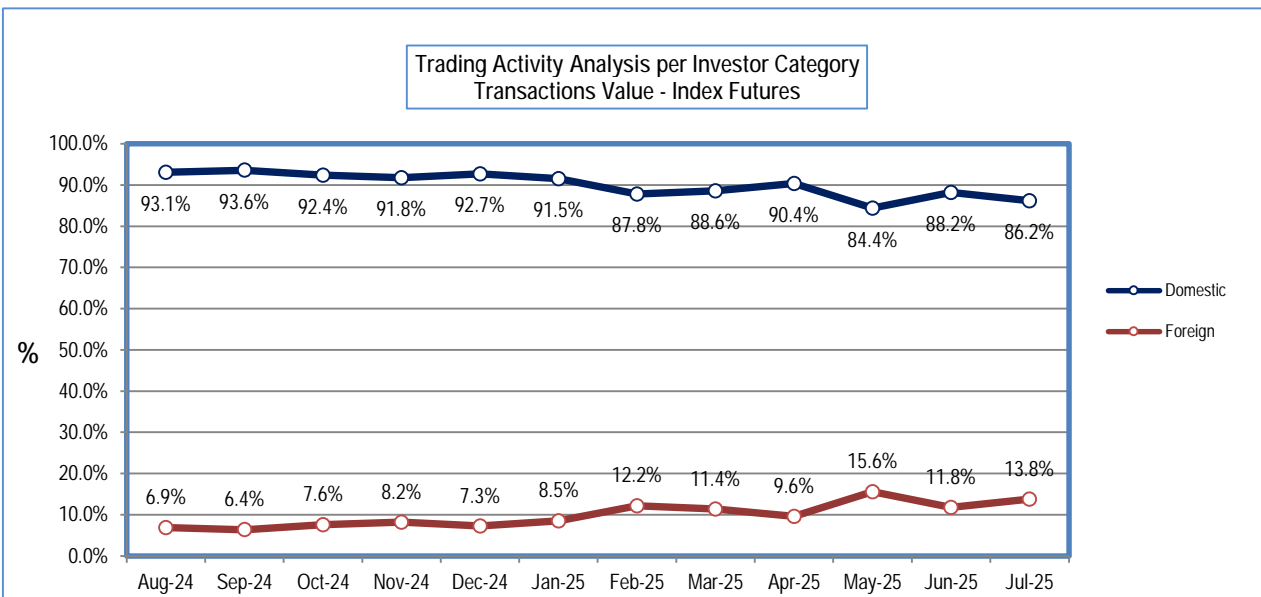
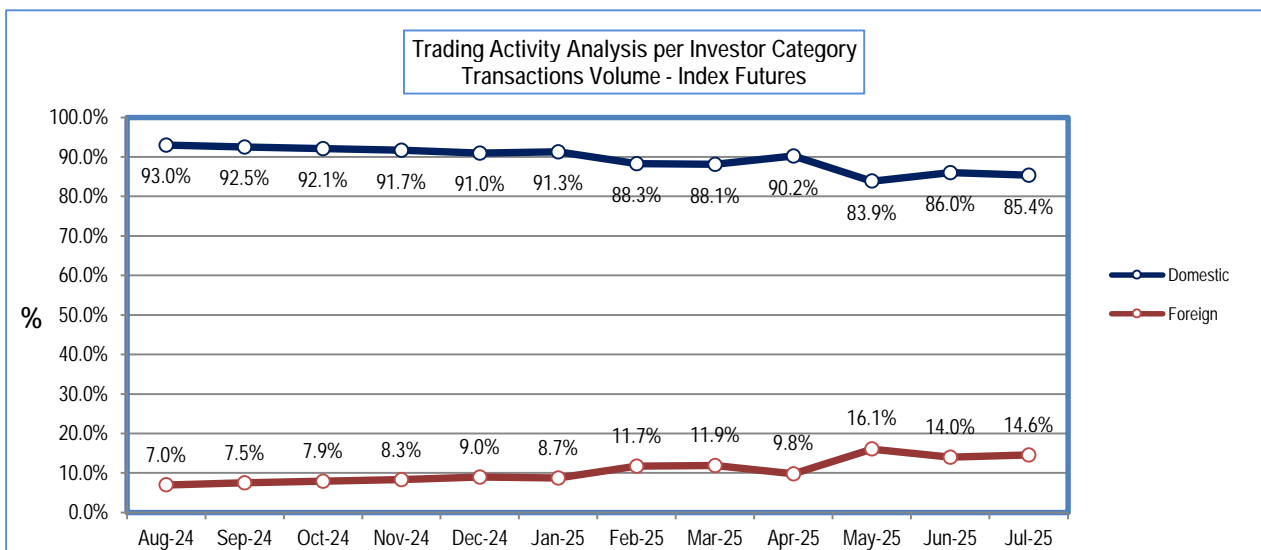
## Derivatives market

### 3. Investors participation in Index Futures



## Derivatives Market

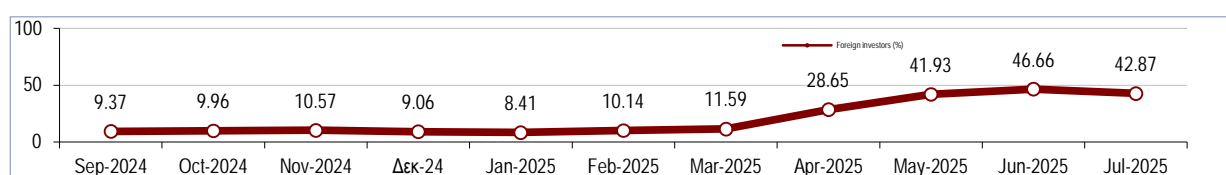
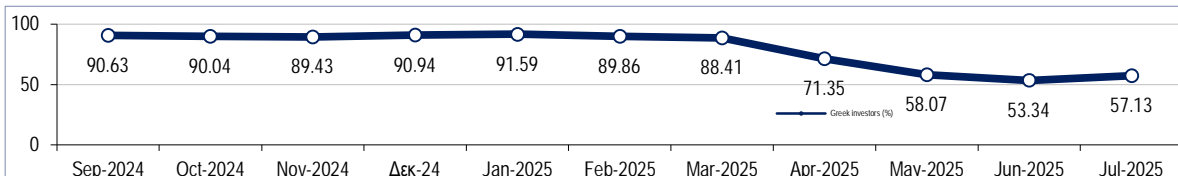
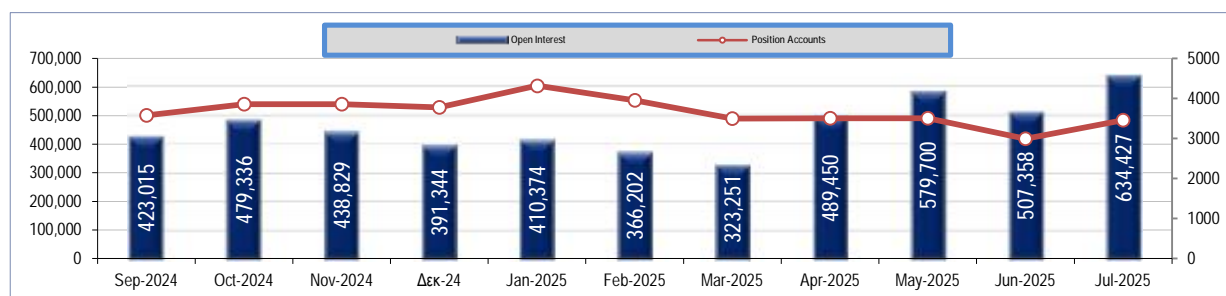
Trading Activity Analysis per Investor Category											
Index Futures											
Transactions Volume											
Data	Jan-25	Feb-25	Mar-25	Apr-25	May-25	Jun-25	Jul-25				
Domestic Investors	91.3%	88.3%	88.1%	90.2%	83.9%	86.0%	85.4%				
Foreign Investors	8.7%	11.7%	11.9%	9.8%	16.1%	14.0%	14.6%				
Transactions Value											
Data	Jan-25	Feb-25	Mar-25	Apr-25	May-25	Jun-25	Jul-25				
Domestic Investors	91.5%	87.8%	88.6%	90.4%	84.4%	88.2%	86.2%				
Foreign Investors	8.5%	12.2%	11.4%	9.6%	15.6%	11.8%	13.8%				



## Derivatives market

### 4. Investors participation in Stock Futures

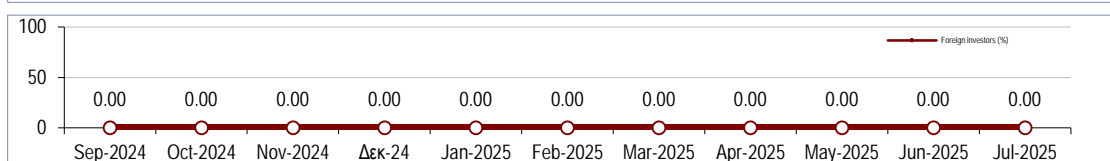

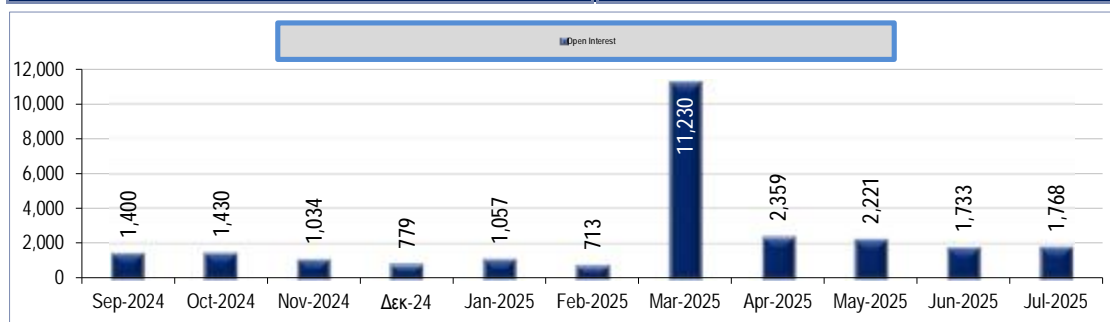
Open Interest  (Data of: 31/07/2025)	Stock Futures			
	Position Accounts		Open Interest	
	number	%	number	%
<b>I. Domestic Investors</b>	<b>3,396</b>	<b>98.26</b>	<b>362,428</b>	<b>57.13</b>
Households	3,257	94.24	277,387	43.72
Insurance Corporations	0	0.00	0	0.00
Pension funds	0	0.00	0	0.00
Money market funds (MMFs)	0	0.00	0	0.00
Non-MMF investment funds	14	0.41	17,965	2.83
Deposit-taking Corporations	5	0.14	1,271	0.20
Other financial intermediaries	63	1.82	54,055	8.52
Non-Profit Institutions serving Households	6	0.17	99	0.02
Non-Financial Corporations	51	1.48	11,651	1.84
Central Governemnt	0	0.00	0	0.00
Insurance Funds	0	0.00	0	0.00
Social Security Funds	0	0.00	0	0.00
Institutions and bodies of the European Union	0	0.00	0	0.00
<b>II. Foreign Investors</b>	<b>60</b>	<b>1.74</b>	<b>271,999</b>	<b>42.87</b>
Households	22	0.64	9,852	1.55
Deposit-taking Corporations	0	0.00	0	0.00
Other financial intermediaries	7	0.20	44,570	7.03
Non-Financial Corporations	18	0.52	164,562	25.94
Non-MMF investment funds	13	0.38	53,015	8.36
<b>III. Other Not Identified</b>	<b>0</b>	<b>0.00</b>	<b>0</b>	<b>0.00</b>
<b>Total (I+II+III)</b>	<b>3,456</b>	<b>100.00</b>	<b>634,427</b>	<b>100.00</b>



## Derivatives market

### 5. Investors participation in Options

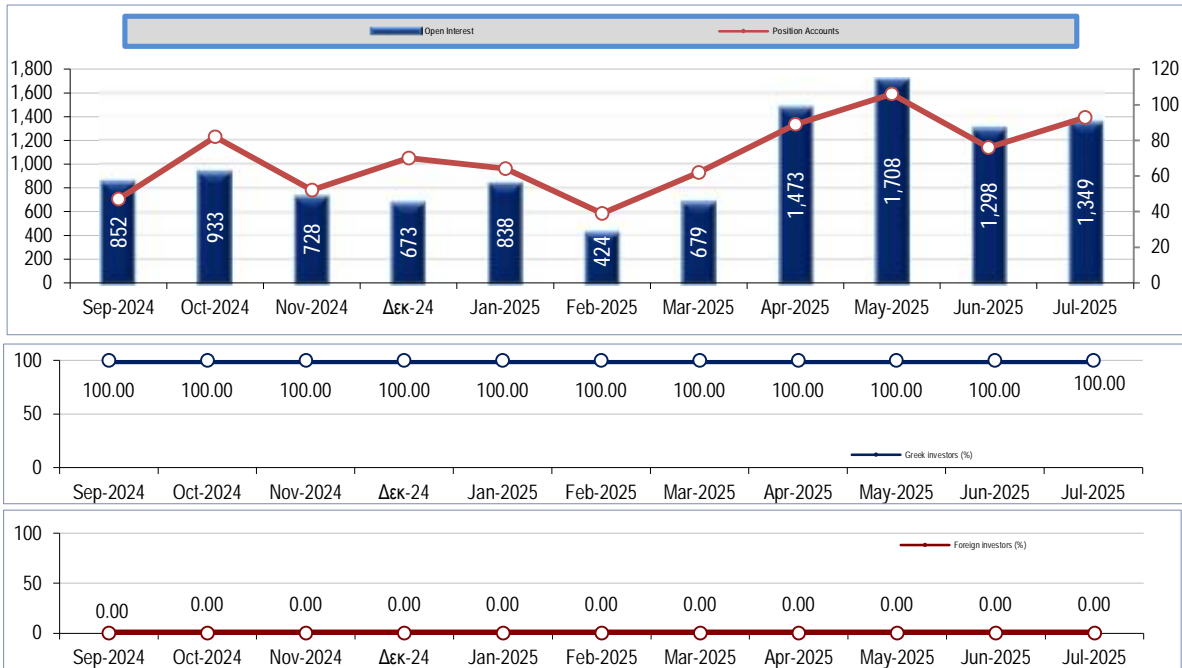
Open Interest	Options	
(Data of: 31/07/2025)	Open Interest	
	number	%
<b>I. Domestic Investors</b>	<b>1,768</b>	<b>100.00</b>
Households	220	12.44
Insurance Corporations	0	0.00
Pension funds	0	0.00
Money market funds (MMFs)	0	0.00
Non-MMF investment funds	181	10.24
Deposit-taking Corporations	363	20.53
Other financial intermediaries	986	55.77
Non-Profit Institutions serving Households	0	0.00
Non-Financial Corporations	18	1.02
Central Governemnt	0	0.00
Insurance Funds	0	0.00
Social Security Funds	0	0.00
Institutions and bodies of the European Union	0	0.00
<b>II. Foreign Investors</b>	<b>0</b>	<b>0.00</b>
Households	0	0.00
Deposit-taking Corporations	0	0.00
Other financial intermediaries	0	0.00
Non-Financial Corporations	0	0.00
<b>III. Other Not Identified</b>	<b>0</b>	<b>0.00</b>
<b>Total (I+II+III)</b>	<b>1,768</b>	<b>100.00</b>



## Derivatives market

### 6. Investors participation in Index Options

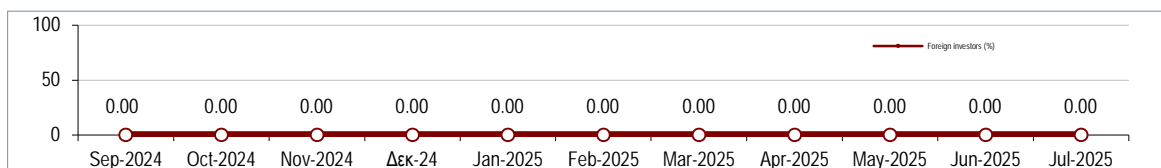
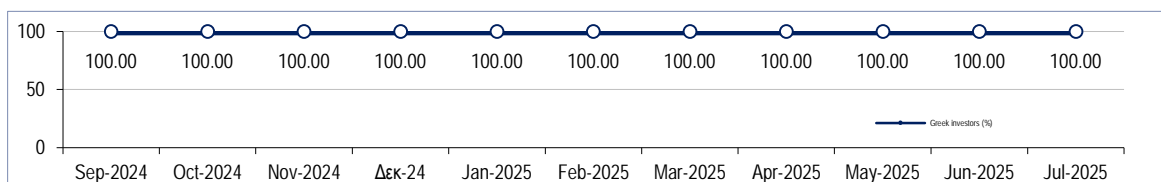
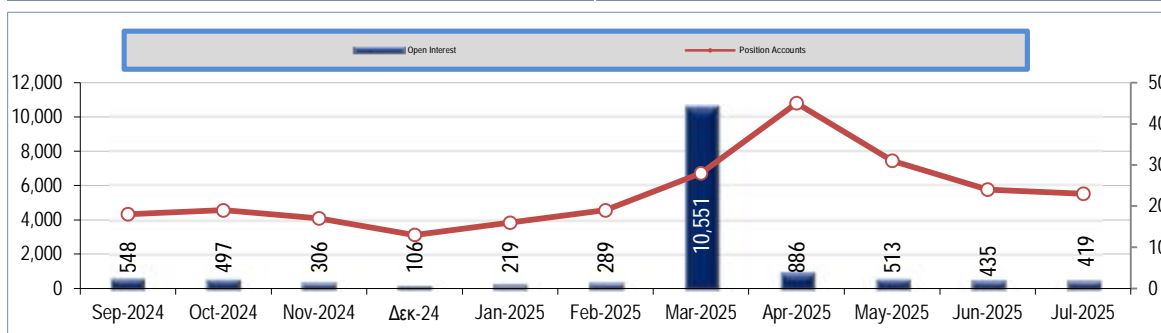
Open Interest	Index Options			
	(Data of: 31/07/2025)			
	Position Accounts		Open Interest	
	number	%	number	%
<b>I. Domestic Investors</b>	<b>93</b>	<b>100.00</b>	<b>1,349</b>	<b>100.00</b>
Households	58	62.37	218	16.16
Insurance Corporations	0	0.00	0	0.00
Pension funds	0	0.00	0	0.00
Money market funds (MMFs)	0	0.00	0	0.00
Non-MMF investment funds	6	6.45	181	13.42
Deposit-taking Corporations	10	10.75	293	21.72
Other financial intermediaries	17	18.28	639	47.37
Non-Profit Institutions serving Households	0	0.00	0	0.00
Non-Financial Corporations	2	2.15	18	1.33
Central Governemnt	0	0.00	0	0.00
Insurance Funds	0	0.00	0	0.00
Social Security Funds	0	0.00	0	0.00
Institutions and bodies of the European Union	0	0.00	0	0.00
<b>II. Foreign Investors</b>	<b>0</b>	<b>0.00</b>	<b>0</b>	<b>0.00</b>
Households	0	0.00	0	0.00
Deposit-taking Corporations	0	0.00	0	0.00
Other financial intermediaries	0	0.00	0	0.00
Non-Financial Corporations	0	0.00	0	0.00
<b>III. Other Not Identified</b>	<b>0</b>	<b>0.00</b>	<b>0</b>	<b>0.00</b>
<b>Total (I+II+III)</b>	<b>93</b>	<b>100.00</b>	<b>1,349</b>	<b>100.00</b>



## Derivatives market

### 7. Investors participation in Stock Options

Open Interest	Stock Options					
	(Data of: 31/07/2025)		Position Accounts		Open Interest	
			number	%	number	%
<b>I. Domestic Investors</b>			<b>23</b>	<b>100.00</b>	<b>419</b>	<b>100.00</b>
Households			2	8.70	2	0.48
Insurance Corporations			0	0.00	0	0.00
Pension funds			0	0.00	0	0.00
Money market funds (MMFs)			0	0.00	0	0.00
Non-MMF investment funds			0	0.00	0	0.00
Deposit-taking Corporations			3	13.04	70	16.71
Other financial intermediaries			18	78.26	347	82.82
Non-Profit Institutions serving Households			0	0.00	0	0.00
Non-Financial Corporations			0	0.00	0	0.00
Central Governemnt			0	0.00	0	0.00
Insurance Funds			0	0.00	0	0.00
Social Security Funds			0	0.00	0	0.00
Institutions and bodies of the European Union			0	0.00	0	0.00
<b>II. Foreign Investors</b>			<b>0</b>	<b>0.00</b>	<b>0</b>	<b>0.00</b>
Households			0	0.00	0	0.00
Deposit-taking Corporations			0	0.00	0	0.00
Other financial intermediaries			0	0.00	0	0.00
Non-Financial Corporations			0	0.00	0	0.00
<b>III. Other Not Identified</b>			<b>0</b>	<b>0.00</b>	<b>0</b>	<b>0.00</b>
<b>Total (I+II+III)</b>			<b>23</b>	<b>100.00</b>	<b>419</b>	<b>100.00</b>



## Derivatives market

### 8. Notes - Clarifications

#### Investors' Codification

Domestic Investors		
Code	Description	Constituents
S_14	Households	Natural Persons
		Individual Enterprises
		Joint Investors Shares (JISs) or Co-owners Investors Shares
		Other cases
S_128	Insurance Companies	Non-life insurance corporations
		Life and non-life insurance to individual units or groups of units
		Pension & Subsidiary Funds
		Reinsurance to other insurance corporations
		Insurance Brokerage
	Other cases	
S_129	Pension funds	Pension funds
S_123	Money market funds (MMFs)	Mutual Funds
		(Open-ended) investment funds including investment trusts, unit trusts and other collective investment schemes whose shares or units are close substitutes for deposits
		Public investment funds
		Other cases
S_124	Non-MMF investment funds	Open-ended investment funds whose investment fund shares or units are, at the request of the holders, repurchased or redeemed directly or indirectly out of the undertaking's assets
		Closed-ended investment funds with a fixed share capital, where investors entering or leaving the fund must buy or sell existing shares
		Real estate investment funds
		Investment funds investing in other funds ('funds of funds')
		Hedge funds covering a range of collective investment schemes, involving high minimum investments, light regulation, and a range of investment strategies
	Other cases	
S_122	Deposit-taking corporations	Central Bank
		Commercial banks, 'universal' banks, 'all purpose' banks
		Savings banks (including trustee savings banks and savings banks and loan associations) & cooperative banks
		Foreign Credit Institutions' Branches in Greece
		Specialized banks (e.g. merchant banks, issuing houses, private banks)
		Electronic money institutions principally engaged in financial intermediation
		Public Credit Institutions (e.g. Deposit & Loans Fund)
		Other cases
S_125	Other financial intermediaries, except insurance corporations and pension funds	Financial vehicle corporations engaged in securitisation transactions (FVC)
		Security and derivative dealers (ATHEX Members)
		Security and derivative dealers (non ATHEX Members)
		Financial corporations engaged in lending
	Other cases	
S_15	Non-Profit Institutions serving Households	Trade Unions
		Charity Organizations, Church
		Associations
		Other cases
S_11	Non-Financial corporations	National private non-financial corporations
		Public Corporations Mainly Active in Goods Production and Non-Financial Services
		Foreign controlled non-financial corporations
		Other cases
S_1311	Central Government	Entities of Central Government (Ministries)
		Central Government Legal Entities & Public Corporations
	Other cases	
S_1313	Local Government Organizations	Local Government Organizations and Related Supervised Bodies
S_1314	Social Security Funds	Social security funds
		Other cases
S_212	Institutions and bodies of the European Union	Institutions and bodies of the European Union
	Other Domestic Investors	Non-Categorized Investors with Registered Office in Greece

## Derivatives market

### 8. Notes - Clarifications

#### Investors' Codification

Foreign Investors		
Code	Description	Constituents
S_14	Households	Natural Persons
		Individual Enterprises
		Joint Investors Shares (JISs) or Co-owners Investors Shares
		Other cases
S_128	Insurance Companies	Non-life insurance corporations
		Life and non-life insurance to individual units or groups of units
		Pension & Subsidiary Funds
		Reinsurance to other insurance corporations
		Insurance Brokerage
S_129	Pension funds	Pension funds
S_123	Money market funds (MMFs)	Mutual Funds
		(UCITS) Investment funds including investment trusts, unit trusts and other collective investment schemes whose shares or units are close substitutes for deposits
		Public investment funds
		Other cases
S_124	Non-MMF investment funds	Open-ended investment funds whose investment fund shares or units are, at the request of the holders, repurchased or redeemed directly or indirectly out of the undertaking's assets
		Closed-ended investment funds with a fixed share capital, where investors entering or leaving the fund must buy or sell existing shares
		Real estate investment funds
		Investment funds investing in other funds ('funds of funds')
		Hedge funds covering a range of collective investment schemes, involving high minimum investments, light regulation, and a range of investment strategies
S_122	Deposit-taking corporations	Other cases
S_122	Deposit-taking corporations	Central Bank
		Commercial banks, 'universal' banks, 'all purpose' banks
		Savings banks (including trustee savings banks and savings banks and loan associations) & cooperative banks
		Foreign Credit Institutions' Branches in Greece
		Specialized banks (e.g. merchant banks, issuing houses, private banks)
		Electronic money institutions principally engaged in financial intermediation
		Public Credit Institutions (e.g. Deposit & Loans Fund)
		Other cases
S_125	Other financial intermediaries, except insurance corporations and pension funds	Financial vehicle corporations engaged in securitisation transactions (FVC)
		Security and derivative dealers (ATHEX Members)
		Security and derivative dealers (non ATHEX Members)
		Financial corporations engaged in lending
S_15	Non-Profit Institutions serving Households	Other cases
S_15	Non-Profit Institutions serving Households	Trade Unions
		Charity Organizations, Church
		Associations
		Other cases
S_11	Non-Financial corporations	National private non-financial corporations
		Public Corporations Mainly Active in Goods Production and Non-Financial Services
		Foreign controlled non-financial corporations
		Other cases
S_1311	Central Government	Entities of Central Government (Ministries)
		Central Government Legal Entities & Public Corporations
		Other cases
S_1313	Local Government Organizations	Local Government Organizations and Related Supervised Bodies
S_1314	Social Security Funds	Social security funds
		Other cases
S_212	Institutions and bodies of the European Union	Institutions and bodies of the European Union
S_22	Non-member countries and international organizations non-resident of EU	Non-member countries and international organizations non-resident of EU
		Other Foreign Investors
	Other Not Identified	Non-Categorized Investors with Registered Office outside Greece
		Investors with non-registered Office
	Other Not Identified	Joint Holders with Greek and Foreign Members

# ATHEXGROUP

Athens Exchange Group

Λεωφ. Αθηνών 110 | 104 42 Αθήνα  
110 Athinon Ave | 104 42 Athens GR  
T +30 210 3366 800  
[www.athexgroup.gr](http://www.athexgroup.gr)