

25

Ημερήσιο Δελτίο
Συναλλακτικής Δραστηριότητας

Daily Official List
of Trading Activity



Disclaimer:

Hellenic Exchanges-Athens Stock Exchange S.A endeavours to ensure that the data and other material ("Information") presented on the Daily Official List are accurate and complete, but it is not liable for any errors or omissions of data or /and for the accuracy, credibility, updating and completeness of the aforesaid information nor it has any liability arising directly or indirectly from the use of the above Information.

The Company is not liable for the accuracy of the data included in listed companies' announcements. Only the sender of such an announcement is fully and solely liable for any infringement of third party's rights from the content of such announcement, All contents of the Daily Official List are provided only for information purposes and do not constitute investment advice or solicitation to invest in securities or other products listed for trading on the Exchange.

You acknowledge and agree that the Company is the owner of any property rights related to any Information appearing on the Daily Official List including intellectual property rights copyright, trademarks, etc.

The above data are a property of the Hellenic Exchanges-Athens Exchange and are copyright protected. Users are forbidden to reproduce, modify, copy, sale, transmit or redistribute, by all reproduction means and methods, part or the whole of the above data, without reference to their source.

The commercial exploitation of these data is, also, forbidden by third parties. Hellenic Exchanges-Athens Exchange does not carry any responsibility, direct or indirect, derived from usage or accidental alteration of the above data when used by third parties.

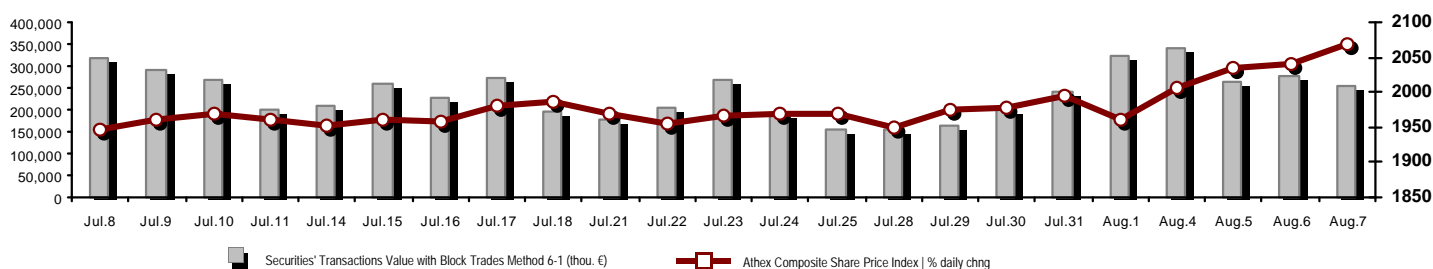
Hellenic Exchanges – Athens Stock Exchange S.A.

110 Athinon Ave., 10442 Athens, Tel: (210) 33.66.800, Fax: (210) 32.13.938

www.athexgroup.gr

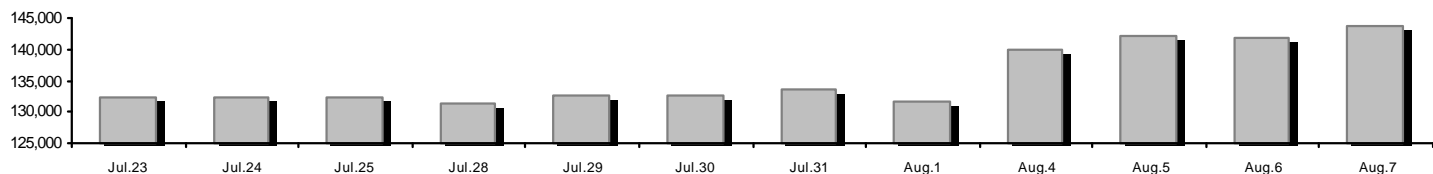
Summary of Markets

Athex Composite Share Price Index vs Shares and Derivatives Transactions Value

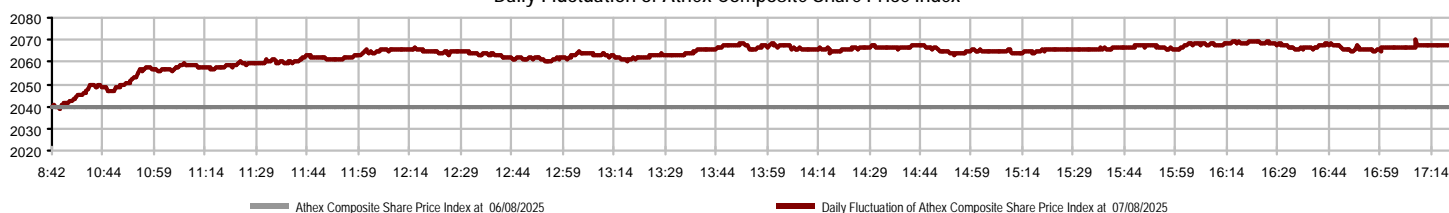


Athex Capitalisation (mill. €) **: 143,704.06	Derivatives Total Open Interest: 645,238
Daily change: mill. € %: 1,895.74 1.34%	in Index Futures % daily chng: 8,511 1.37%
Yearly Avg Capitalisation: mill. € % chng prev year Avg: 119,017.18 20.60%	in Stock Futures % daily chng: 633,763 -0.05%
Athex Composite Share Price Index % daily chng: 2,067.41 1.38%	in Index Options % daily chng: 2,188 6.47%
Athex Composite Share Price Index Capitalisation (mill. €): 127,244.66	in Stock Options % daily chng: 776 28.05%
Daily change (mill. €): 1,518.19	
Securities' Transactions Value with Block Trades Method 6-1 (thou. €): 254,502.25	Derivatives Contracts Volume: 32,382
Daily change: %: -22,320.82 -8.06%	Daily change: pieces %: 4,068 14.37%
YtD Avg Trans. Value: thou. € % chng prev year Avg: 202,707.13 47.55%	YtD Avg Derivatives Contracts % chng prev year Avg: 46,452 24.83%
Blocks Transactions Value of Method 6-1 (thou. €): 15,338.72	Derivatives Trades Number: 2,273
Blocks Transactions Value of Method 6-2 & 6-3 (thou. €): 95.41	Daily change: number %: 363 19.01%
Bonds Transactions Value (thou.€): 1,157.58	YtD Avg Trades number % chng prev year Avg: 2,201 20.79%
Securities' Transactions Volume with Block Trades Method 6-1 (thou. Pieces): 36,940.81	Lending Total Open Interest: 326,515
Daily change: thou. pieces %: -3,656.17 -9.01%	Daily change: pieces %: 22,678 7.46%
YtD Avg Volume: % chng prev year Avg: 42,411.45 45.78%	Lending Volume (Multilateral/Bilateral): 582,798
Blocks Transactions Volume of Method 6-1 (thou. Pieces): 2,413.89	Daily change: pieces %: 491,320
Blocks Transactions Volume of Method 6-2 & 6-3 (thou. Pieces): 17.13	Multilateral Lending: 122,798
Bonds Transactions Volume: 1,146,000	Bilateral Lending: 460,000
Securities' Trades Number with Block Trades Method 6-1: 60,149	Lending Trades Number: 35
Daily change: number %: 6,970 13.11%	Daily change: %: 21
YtD Avg Trades number % chng prev year Avg: 48,678 34.39%	Multilateral Lending Trades Number: 21
Number of Blocks Method 6-1: 15	Bilateral Lending Trades Number: 14
Number of Blocks Method 6-2 & 6-3: 2	
Number of Bonds Transactions: 143	

Athex Capitalisation (mill. €) **



Daily Fluctuation of Athex Composite Share Price Index



Athex Indices

Index name	07/08/2025	06/08/2025	pts.	%	Min	Max	Year min	Year max	Year change
Athex Composite Share Price Index	2,067.41 #	2,039.35	28.06	1.38%	2,038.97	2,070.08	1,455.08	2,070.08	40.67% #
Athex Composite Index Total Return Index	4,039.62 #	3,984.80	54.82	1.38%	3,984.06	4,044.85	2,755.49	4,044.85	45.34% #
Athex ESG Index	2,434.42 #	2,400.10	34.32	1.43%	2,400.04	2,437.47	1,676.07	2,437.47	45.07% #
ATHEX Small Cap Price Index	2,287.79 #	2,268.56	19.23	0.85%	2,268.56	2,287.86	1,985.84	2,305.33	--- -
ATHEX Alternative Market Price Index	18,861.11 #	18,189.24	671.87	3.69%	18,189.24	18,939.85	13,631.97	18,939.85	24.93% #
FTSE/Athex Large Cap	5,207.99 #	5,134.00	73.99	1.44%	5,132.74	5,214.90	3,550.72	5,214.90	45.86% #
FTSE/Athex Mid Cap Index	2,919.55 #	2,908.32	11.23	0.39%	2,908.32	2,929.09	2,262.76	2,941.44	25.09% #
FTSE/ATHEX High Dividend Yield Index	5,049.76 #	5,008.52	41.24	0.82%	5,008.52	5,049.76	3,928.87	5,049.76	25.59% #
FTSE/Athex Market Index	1,233.06 #	1,216.28	16.78	1.38%	1,215.90	1,234.99	850.04	1,234.99	44.87% #
FTSE/Athex Banks	2,289.13 #	2,256.37	32.76	1.45%	2,251.91	2,306.08	1,278.63	2,306.08	78.00% #
FTSE/ATHEX TECHNOLOGY & TELECOMMUNICAT	6,507.89 #	6,477.98	29.91	0.46%	6,471.25	6,527.35	5,244.36	6,527.35	14.79% #
FTSE/ATHEX FINANCIAL SERVICES	10,711.81 #	10,559.90	151.91	1.44%	10,539.13	10,790.76	6,002.57	10,790.76	77.51% #
FTSE/ATHEX REAL ESTATE	5,216.86 #	5,218.25	-1.39	-0.03%	5,215.24	5,270.27	4,359.91	5,270.27	6.92% #
FTSE/ATHEX CONSUMER DISCRETIONARY	6,326.97 #	6,325.47	1.50	0.02%	6,298.45	6,357.50	4,770.42	6,357.50	25.65% #
FTSE/ATHEX CONSUMER STAPLES	8,595.80 #	8,544.03	51.77	0.61%	8,544.03	8,623.03	6,653.46	8,845.99	28.51% #
FTSE/ATHEX INDUSTRIALS	8,187.63 #	8,084.60	103.03	1.27%	8,075.32	8,195.36	6,534.30	8,195.36	14.39% #
FTSE/ATHEX BASIC MATERIALS	6,092.61 #	6,044.96	47.65	0.79%	6,044.96	6,121.84	4,549.74	6,402.10	21.43% #
FTSE/ATHEX ENERGY & UTILITIES	6,538.17 #	6,365.05	173.12	2.72%	6,365.05	6,538.17	4,945.68	6,538.17	31.31% #
Athex All Share Index	459.47 #	454.23	5.24	1.15%	459.47	459.47	340.27	459.47	35.35% #
Hellenic Mid & Small Cap Index	2,601.06 #	2,574.17	26.89	1.04%	2,574.17	2,602.84	2,005.36	2,602.84	22.88% #
FTSE/Athex Large Cap Total Return	9,243.51 #	9,112.19	131.32	1.44%			6,199.42	9,243.51	50.42% #
FTSE/Athex Mid Cap Total Return	4,095.82 #	4,080.07	15.75	0.39%			3,153.97	4,095.82	28.08% #
MSCI GREECE REBASED	8,689.96 #	8,573.26	116.70	1.36%	8,559.28	8,732.61	5,512.03	8,732.61	56.25% #
Hellenic Corporate Bond Index	143.16 #	143.17	0.00	0.00%			138.48	143.17	2.95% #
Hellenic Corporate Bond Price Index	94.57 #	94.58	-0.01	-0.01%			93.11	94.58	0.69% #

Note 1: FTSE/Med 100, Hellenic Corporate Bond Price Index and Hellenic Corporate Bond Index closing prices refer to the previous trading day of 05/08/2025.

Note 2: The Hellenic Mid & Small Cap Index is a Customized index calculated by the Athens Exchange.

Analytic Figures for Athex Market's Boards and Categories

	Total Traded Securities	Main Market	Surveillance	Exchange Traded Funds (ETFs)
Totals	126	124	1	1
Gain / Lose / Same:	80 / 31 / 15	79 / 31 / 14	0 / 0 / 1	1 / 0 / 0
Athex Capitalisation (mill. €) **	143,704.06	143,701.04	3.02	
Daily Average Trans/ons Value(thou.€)	202,707.13	202,655.95	24.55	316.74
Transactions Value	254,597.66	254,010.54	1.07	586.06
Main Board:	239,163.53	238,576.40	1.07	586.06
Blocks Board 6_2_3:	15,434.13	15,434.13	0.00	0.00
Forced Sales Board:	0.00	0.00	0.00	0.00
Special Terms Board:	0.00	0.00	0.00	0.00
Daily Average Transactions Volume	42,411,453	42,372,667	81,997	7,431
Transactions Volume	36,957,941	36,943,045	3,626	11,270
Main Board:	34,526,921	34,512,025	3,626	11,270
Blocks Board 6_2_3:	2,431,020	2,431,020	0	0
Forced Sales Board:	0	0	0	0
Special Terms Board:	0	0	0	0
Daily Average Number of Trades	48,678	48,514	40	125
Number of Trades	60,151	60,022	6	123
Main Board:	60,134	60,005	6	123
Blocks Board 6_2_3:	17	17	0	0
Forced Sales Board:	0	0	0	0
Special Terms Board:	0	0	0	0

Trading Details by Athex Sectors and Financial Instruments (ETFs)

Code	Sectors	Gain / Lose / Same	Number of Trades	Transactions Volume	Transactions Value	% of Total Trans. Value
3010	- Banks	7 / 1 / 0	22,676	24,399,366	132,455,388.12	52.03%
5510	- Basic Resources	7 / 3 / 3	1,654	498,530	2,065,353.02	0.81%
5010	- Construction & Materials	7 / 6 / 0	5,858	1,561,617	10,416,676.85	4.09%
4020	- Consumer Products & Services	5 / 1 / 0	368	135,651	506,045.73	0.20%
6010	- Energy	4 / 0 / 0	1,879	335,860	3,714,172.21	1.46%
12000	- Financial Instruments	1 / 0 / 0	123	11,270	586,060.25	0.23%
3020	- Financial Services	3 / 1 / 0	1,312	654,418	4,556,459.26	1.79%
4510	- Food Beverage & Tobacco	2 / 1 / 3	564	82,804	2,828,131.47	1.11%
2010	- Health Care	3 / 0 / 0	342	213,544	286,732.76	0.11%
5020	- Industrial Goods & Services	11 / 4 / 3	3,116	1,630,626	9,023,481.14	3.54%
3030	- Insurance	1 / 0 / 0	50	9,660	47,795.03	0.02%
4030	- Media	3 / 0 / 0	1,374	653,484	3,479,244.99	1.37%
4520	- Personal Care, Drug & Grocery Stores	2 / 0 / 0	218	62,909	807,407.53	0.32%
3510	- Real Estate	4 / 6 / 3	2,266	950,369	4,471,993.27	1.76%
4040	- Retail	7 / 0 / 1	2,471	525,675	10,443,912.92	4.10%
1010	- Technology	7 / 2 / 1	2,336	941,476	3,825,210.51	1.50%
1510	- Telecommunications	0 / 2 / 0	1,974	385,219	5,918,672.75	2.32%
4050	- Travel & Leisure	3 / 2 / 0	3,273	1,829,567	9,005,653.48	3.54%
6510	- Utilities	3 / 2 / 1	8,297	2,075,896	50,159,271.80	19.70%

Top 10 best & worst performing Shares

Main Market

With positive Price change	Closing price	change	With negative Price change	Closing price	change
MEDICON S.A (CR)	2.6	6.12% #	PROODEFTIKH SA (CR)	0.545	-6.03% Ⓔ
GEN. COMMERCIAL & IND.SA (CR)	1.84	6.05% #	QUALITY & RELIABILITY SA (CR)	1.304	-3.55% Ⓔ
METLEN PLC (CR)	50.7	5.98% #	DOMIKI KRITIS SA (CR)	2.35	-2.89% Ⓔ
BANK OF CYPRUS (CR)	7.52	5.32% #	IDEAL HOLDINGS (CR)	6.15	-1.28% Ⓔ
METLEN ENERGY & METALS (CR)	49.86	4.97% #	TRADE ESTATES REIC (CR)	1.69	-1.17% Ⓔ
ILYDA S.A. (CR)	3.44	4.88% #	INTRALOT (CR)	1.086	-1.09% Ⓔ
KEKROPS SA (CR)	1.645	4.78% #	SPACE HELLAS SA (CR)	7.56	-1.05% Ⓔ
HAIDEMENOS SA (CR)	0.84	3.70% #	UNIBIOS (CR)	2.92	-1.02% Ⓔ
INTRACOM HOLDINGS (CR)	3.49	3.41% #	NAFPAKTOS TEXTILE (CR)	1.19	-0.83% Ⓔ
FOURLIS (CR)	4.875	3.39% #	NOVAL PROPERTY REIC (CR)	2.61	-0.76% Ⓔ
With the highest Transactions Value	Value (thou. €)	change	With the highest Transactions Volume	Volume	change
NATIONAL BANK (CR)	41,528.88	1.24% #	ALPHA BANK (CR)	8,779,831	-0.12% Ⓔ
ALPHA BANK (CR)	30,775.32	-0.12% Ⓔ	EUROBANK HOLDINGS (CR)	5,536,347	1.75% #
PIRAEUS FINANCIAL HOLD (CR)	23,649.12	1.80% #	PIRAEUS FINANCIAL HOLD (CR)	3,320,957	1.80% #
METLEN PLC (CR)	21,592.06	5.98% #	NATIONAL BANK (CR)	3,160,278	1.24% #
EUROBANK HOLDINGS (CR)	18,696.16	1.75% #	BANK OF CYPRUS (CR)	1,866,953	5.32% #
METLEN ENERGY & METALS (CR)	15,716.12	4.97% #	ATTICA BANK S.A. (CR)	1,421,892	0.52% #
BANK OF CYPRUS (CR)	13,714.59	5.32% #	INTRALOT (CR)	1,293,138	-1.09% Ⓔ
PPC (CR)	10,350.93	1.32% #	PPC (CR)	712,673	1.32% #
JUMBO SA (CR)	9,423.57	0.12% #	HELLENIC EXCHANGES-A.S.E. (CR)	649,434	0.29% #
CENERGY HOLDINGS (CB)	5,840.76	1.14% #	ALTER EGO MEDIA (CR)	590,958	1.67% #

Note: Stocks that are not included in the "Under Supervision" category, and the transactions value is more than 10,000 €.

Derivatives Summary

	Number of Trades	Volume	Open Interest
Index Futures	148	826	8,511
FTSE/Athex Banks	6	79	2,053
FTSE/Athex Large Cap	142	747	6,458
MSCI GREECE REBASED	0	0	0
Stock Futures	2,090	30,989	633,763
ADMIE (IPTO) HOLDING S.A. (CR)	24	279	16,071
AEGEAN AIRLINES (CR)	59	217	4,054
AKTOR S.A. HOLDING CO. (CR)	37	331	60,228
ALPHA BANK (CR)	317	11,589	62,601
ATHENS INTL AIRPORT (CR)	2	2	202
AUTOHELLAS SA (CR)	0	0	469
AVAX S.A. (CR)	10	50	2,728
BANK OF CYPRUS (CR)	36	176	1,984
CC HBC AG (CR)	26	58	227
CENERGY HOLDINGS (CB)	100	932	8,092
ELLAKTOR (CR)	15	137	4,384
ELVALHALCOR (CR)	3	8	2,930
EUROBANK HOLDINGS (CR)	150	3,553	42,989
EYDAP S.A. (CR)	57	334	8,284
FOURLIS (CR)	19	56	545
GEK TERNA (CR)	58	2,419	11,360
HELLENIC EXCHANGES-A.S.E. (CR)	24	70	2,084
HELLENIQ ENERGY (CR)	13	125	4,738
INTRACOM HOLDINGS (CR)	141	1,356	14,498
INTRALOT (CR)	26	1,291	273,759
JUMBO SA (CR)	13	48	272
LAMDA DEVELOPMENT SA (CR)	68	288	8,985
MIG (CR)	0	0	210
MOTOR OIL (CR)	2	12	3,376
NATIONAL BANK (CR)	204	1,067	12,801
OPAP (CR)	17	56	1,286
OPTIMA BANK (CR)	5	13	339
OTE (CR)	66	164	2,927
P.P.A. S.A. (CR)	1	2	69
PIRAEUS FINANCIAL HOLD (CR)	333	5,180	47,771
PPC (CR)	144	744	25,841
QUEST HOLDINGS (CR)	1	5	181
TITAN (CB)	50	102	1,666
VIOHALCO SA/NV (CB)	69	325	5,812
Index Options	30	452	2,188
FTSE/Athex Large Cap	30	452	2,188
Stock Options	5	115	776
ALPHA BANK (CR)	0	0	0
NATIONAL BANK (CR)	4	100	158
OPAP (CR)	1	15	338
OTE (CR)	0	0	40
PIRAEUS FINANCIAL HOLD (CR)	0	0	0
PPC (CR)	0	0	240
Total Derivatives Traded	2,273	32,382	645,238

Number of Outstanding Securities	Nominal Value	Dividends [1]			Date of Last Coupon		Note	Shares	Closing price	% change	Previous closing price/date	Open price	Price min	Price max	Last price	Avg price	Last Bid [7]	Last Ask [7]	P/E after tax	Year	Volume	Trades	Transactions Value[8]	Company Mkt Value (thou. €)	Year low	Year high	Sector[4]		
		2022	2023	2024	Dividend [2]	Right																							
25,000,000	2.00	1.04	1.336	1.92	04/08/2025	08/08/2003	---	P.P.A. S.A. (CR)	46.95	-0.11	€	47	06/08/2025	46.85	46.3	47	46.95	46.767	40@46.50	46@46.90	---	2024	3,669	110	171,586.85	1,173,750.00	28.3	49.95	50206060
370,062,741	0.300	1	1.6123	1.4029	07/05/2025	25/06/2024	---	OPAP (CR)	19.9	-0.50	€	20	06/08/2025	19.88	19.88	20.08	19.9	19.949	2@19.89	372@19.99	---	---	182,737	1,284	3,645,367.90	7,364,248.55	15.56	20.66	40501020
403,853,127	2.83	0.5888	0.7216	0.7415	03/07/2025	18/06/1998	---	OTE (CR)	15.81	-0.44	€	15.88	06/08/2025	15.94	15.68	15.94	15.81	15.807	2002@15.80	250@15.83	---	---	364,729	1,858	5,765,149.37	6,384,917.94	14.08	17.89	15102015
1,250,367,223	0.930	---	0.0632	---	10/07/2024	03/06/2025	---	PIRAEUS FINANCIAL HOLD (CR)	7.132	1.80	#	7.006	06/08/2025	6.988	6.978	7.144	7.132	7.121	2730@7.13	2115@7.13	---	---	3,320,957	4,814	23,649,121.91	8,917,619.03	3.851	7.144	30101010
63,700,000	0.780	0.1495	0.2313	0.3139	02/05/2025	13/06/2018	---	GR. SARANTIS S.A. (CR)	13.74	0.15	#	13.72	06/08/2025	13.7	13.7	13.82	13.74	13.748	434@13.74	77@13.80	---	---	57,512	185	790,663.36	875,238.00	10.66	14.5	45201020
221,322,426	1.15	---	(0.1467)	(0.19)	23/06/2025	09/07/2025	---	OPTIMA BANK (CR)	7.39	0.82	#	7.33	06/08/2025	7.34	7.3	7.41	7.39	7.355	1704@7.39	4573@7.40	---	---	297,134	1,100	2,185,534.04	1,635,572.73	3.9	8.16	30101010
45,680,000	1.00	---	---	0.044	19/06/2025	27/03/2025	---	FAIS (CR)	3.395	0.74	#	3.37	06/08/2025	3.38	3.35	3.44	3.39	3.398	1000@3.38	500@3.39	---	---	48,477	145	164,713.76	155,083.60	3.1	4.6985	40401020

Main Market - Medium Liquidity Class

13,126,020	0.660	0.1158	0.1376	0.1713	10/07/2025	04/09/2020	---	AS COMPANY SA (CR)	3.86	0.52	#	3.84	06/08/2025	3.81	3.81	3.87	3.86	3.835	250@3.82	82@3.87	---	---	13,385	51	51,337.94	50,666.44	2.75	4.03	40401030
3,114,144	0.360	0.2304	0.563	0.5842	27/05/2025	02/06/2020	---	ALPHA TRUST HOLDINGS (CR)	8.8	0.23	#	8.78	06/08/2025	8.8	8.8	8.8	8.8	8.8	100@8.74	434@8.82	---	---	1,000	12	8,800.00	27,404.47	7.66	8.86	30202010
243,164,193	0.300	---	0.07	---	19/07/2024	05/12/2023	---	ATTICA HOLDINGS (CR)	2.14	0.47	#	2.13	06/08/2025	2.12	2.11	2.14	2.14	2.127	246@2.13	11164@2.14	---	---	26,724	57	56,846.93	520,371.37	1.92	2.52	40501015
178,157,803	0.040	---	---	---	01/07/2008	21/02/2020	---	AVE (CR)	0.566	1.07	#	0.56	06/08/2025	0.56	0.56	0.582	0.566	0.566	622@0.560	1460@0.566	---	---	57,329	68	32,471.22	100,837.32	0.39	0.65	40301010
46,406,811	2.10	---	---	0.135	07/05/2025	27/12/2024	---	BRIQ PROPERTIES (CR)	2.96	-0.67	€	2.98	06/08/2025	2.99	2.96	2.99	2.96	2.981	150@2.92	23@2.96	---	---	21,206	35	63,220.15	137,364.16	2.124	3.04	35102030
101,123,806	0.360	---	---	---	22/07/2010	28/06/2011	---	CENTRIC HOLDINGS (CR)	0.358	1.13	#	0.354	06/08/2025	0.359	0.35	0.36	0.358	0.357	2000@0.355	31695@0.358	---	---	58,433	49	20,841.25	36,202.32	0.3	0.385	40203040
784,500	10.00	---	0.5008	0.4	03/06/2025	31/07/2018	---	CNL CAPITAL (CR)	6.9	---	-	6.9	06/08/2025	---	---	---	---	---	100@6.85	100@6.95	---	2024	---	---	---	5,413.05	5.85	7.4	30202010
10,567,700	0.300	---	---	---	06/10/2005	13/02/2002	---	CPI SA (CR)	0.638	0.63	#	0.634	06/08/2025	0.622	0.622	0.652	0.638	0.636	500@0.624	590@0.638	---	---	8,796	25	5,595.03	6,742.19	0.464	0.678	10102030
18,680,300	0.050	---	---	---	06/07/2022	---	---	DIMAND (CR)	9.86	-0.40	€	9.9	06/08/2025	9.86	9.78	9.92	9.86	9.849	500@9.80	548@9.86	---	---	7,258	38	71,481.42	184,187.76	7.92	10.4	35101010
15,333,480	0.150	---	---	0.04	07/07/2025	29/01/2024	---	E.I.N.S. (CR)	1.332	1.22	#	1.316	06/08/2025	1.318	1.318	1.348	1.332	1.331	300@1.32	2215@1.33	---	---	84,631	110	112,612.71	20,424.20	0.93	1.38	50205020
11,869,224	0.540	0.15	0.15	0.165	01/07/2025	30/08/2019	---	FLEXOPACK SA (CR)	7.75	-0.64	€	7.8	06/08/2025	7.7	7.7	7.75	7.75	7.745	245@7.50	1454@7.75	---	---	1,170	4	9,061.30	91,986.49	6.9	8.25	50203030
169,043,561	0.300	---	---	0.02	17/07/2025	28/11/2022	---	LAVIPHARM SA (CR)	0.809	0.87	#	0.802	06/08/2025	0.811	0.799	0.811	0.809	0.804	10@0.807	7020@0.809	---	---	145,765	124	117,160.94	136,756.24	0.65	0.895	20103015
4,740,000	0.860	---	---	---	14/03/2003	---	---	LOGISMOS S.A. (CR)	1.7	---	-	1.7	06/08/2025	---	---	---	---	---	225@1.62	500@1.70	---	2024	---	---	---	8,058.00	1.5	1.82	10101015
17,120,280	0.940	---	0.12	0.3	26/05/2025	26/06/2023	---	LOULIS FOOD (CR)	3.86	---	-	3.86	06/08/2025	3.9	3.84	3.9	3.86	3.863	400@3.82	300@3.89	---	---	6,253	34	24,153.84	66,084.28	2.78	4.04	45102020
4,419,616	1.58	0.1531	0.06	0.13	07/07/2025	04/03/2015	---	MEDICON S.A. (CR)	2.6	6.12	#	2.45	06/08/2025	2.48	2.48	2.61	2.6	2.561	800@2.54	300@2.59	---	---	60,339	186	154,539.86	11,491.00	1.94	2.61	20102010
468,700	4.06	2.8	2.4	12/06/2025	21/05/2004	---	---	MERMEREN KOMB. A.D. PR. (GDR)	35	---	-	35	06/08/2025	34.8	34.2	35	35	34.596	2@34.20	23@35.00	---	2024	47	8	1,626.00	16,404.50	33	46.2	55102000
10,500,000	0.950	---	0.15	0.25	04/07/2025	21/07/2023	---	MEVACO SA (CR)	6.1	3.39	#	5.9	06/08/2025	5.85	5.8	6.1	6.1	5.934	700@5.85	741@6.10	---	2024	5,684	32	33,726.10	64,050.00	3.68	6.4	55102015
31,400,000	0.400	---	---	---	26/04/2007	10/05/2023	---	MIG (CR)	3.38	1.81	#	3.32	06/08/2025	3.3	3.3	3.39	3.38	3.319	1449@3.31	74@3.38	---	---	1,747	29	5,798.11	106,132.00	2.26	3.86	30202000
153,908,095	0.870	---	0.0229	---	11/09/2024	02/08/2024	---	ORILINA PROPERTIES REIC (CR)	0.784	1.82	#	0.77	06/08/2025	0.776	0.772	0.788	0.784	0.778	213@0.772	1817@0.784	---	---	30,471	35	23,711.77	120,663.95	0.73	0.83	35102000
13,968,683	0.100	0.0421	0.0526	0.1091	03/06/2025	02/11/2021	---	PERFORMANCE TECHNOLOGIES (CR)	6.34	---	-	6.34	06/08/2025	6.34	6.34	6.43	6.34	6.393	544@6.34	500@6.39	---	---	11,930	61	76,271.83	88,561.45	4.8	6.75	10101010
27,345,120	0.280	---	---	---	18/07/2005	26/02/2014	---	QUALITY & RELIABILITY SA (CR)	1.304	-3.55	€	1.352	06/08/2025	1.352	1.304	1.37	1.304	1.344	4990@1.30	1000@1.33	---	---	119,153	169	160,122.92	35,658.04	0.994	1.47	10101010
107,222,688	0.440	0.2	0.22	0.3	23/06/2025	16/03/2022	---	QUEST HOLDINGS (CR)	7.51	1.62	#	7.39	06/08/2025	7.38	7.38	7.52	7.51	7.427	500@7.42	1@7.52	---	---	64,436	171	478,595.49	805,242.39	5.6	7.89	10101010
6,456,530	1.08	0.1314	0.16	0.15	21/07/2025	02/08/2010	---	SPACE HELLAS SA (CR)	7.56	-1.05	€	7.64	06/08/2025	7.64	7.4	7.64	7.56	7.493	100@7.50	150@7.56	---	---	20,490	116	153,523.38	48,811.37	5.32	8.5	15101010
120,528,771	1.60	---	0.08	0.1	19/06/2025	10/11/2023	---	TRADE ESTATES REIC (CR)	1.69	-1.17	€	1.71	06/08/2025	1.71	1.69	1.71	1.69	1.702	8380@1.68	1000@1.70	---	---	60,614	71	103,182.11	203,693.62	1.52	1.725	35102045
17,190,046	0.300	---	---	---	16/11/1992	12/09/2024	---	UNIBIOS (CR)	2.92	-1.02	€	2.95	06/08/2025	3.01	2.9	3.02	2.92	2.944	453@2.92	191@2.93	---	---	60,370	170	177,741.88	50,194.93	1.11	3.22	50204000
13,000,000	0.650	---	---	---	01/08/2007	07/04/2000	5093	AKRITAS SA (CR)	1.07	-0.47	€	1.075	06/08/2025	1.075	1.05	1.08	1.07	1.07	51@1.05	750@1.07	---	---	204	7	218.28	13,910.00	0.6	1.3	50101035
32,413,681	0.370	---	---	---	15/07/2009	11/05/2000	---	ALUMIL (CR)	5.08	---	-	5.08	06/08/2025	5.1	4.96	5.14	5.08	5.043	300@4.98	440@5.08	---	---	21,207	72	106,952.06	164,661.50	4	5.44	55102035
3,704,355	3.44	---	0.4954	0.3296	19/05/2025	19/07/2022	---	ANDROMEDA SA (CR)	7.22	-0.28	€	7.24	06/08/2025	7.28	7.2	7.28	7.22	7.238	30@7.16	854@7.22	---	2024	2,237	25	16,191.72	26,745.44	6.1984	7.4	30204000
23,986,500	1.02	---	---	---	26/06/2009	26/08/2024	---	BIOKARPET S.A.(CR)	1.91	-0.52	€	1.92	06/08/2025	1.9	1.87	1.915	1.91	1.891	1960@1.88	209@1.91	---	---	20,538	73	38,836.25	45,814.22	1.46	2.08	50101035
6,325,000	0.600	0.153	0.145	0.07	28/07/2025	17/02/2014	---	VOYATZOGLOU (CR)	2.22	-3.48	€	2.3	06/08/2025	2.24	2.22	2.24	2.22	2.223	702@2.20	100@2.28	---	---	675	3	1,500.50	14,041.50	1.94	2.5	50205010
24,060,000	0.300	0.075	0.075	0.075	17/06/2025	01/07/2019	---	GEN. COMMERCIAL & IND.SA (CR)	1.84	6.05	#	1.735	06/08/2025	1.735	1.72	1.85	1.84	1.796	50@1.82	9@1.84	---	2024	44,197	108	79,364.75	44,270.40	1.21	2.05	50205010

Number of Outstanding Securities	Nominal Value	Dividends [1]			Date of Last Coupon		Note	Shares	Closing price	% change	Previous closing price/date	Open price	Price min	Price max	Last price	Avg price	Last Bid [7]	Last Ask [7]	P/E after tax	Year	Volume	Trades	Transactions Value[8]	Company Mkt Value (thou. €)	Year low	Year high	Sector[4]
1,011,000	1.00	---	---	---	01/07/2004	11/12/2012	5193	TRIA ALFA SA (CR)	7.95	-0.63 €	8 06/08/2025	7.9	7.9	7.95	7.95	7.949	50@7.25	5@7.85	---	2024	128	3	1,017.50	8,037.45	4.04	9	55101020
8,340,750	1.16	---	---	---	25/06/2009	17/09/2018	---	HAIDEMENOS SA (CR)	0.84	3.70 #	0.81 06/08/2025	0.705	0.705	0.865	0.84	0.823	500@0.755	350@0.840	---	2024	12,320	43	10,139.61	7,006.23	0.446	0.89	50205030

Main Market - Low Liquidity Class

14,000,000	1.95	0.26	0.26	0.5	24/06/2025	26/03/2024	---	ALPHA REAL ESTATE (CR)	7.26	---	7.26 06/08/2025	7.28	7.22	7.28	7.22	7.259	9@7.22	181@7.26	---	---	3,650	57	26,494.00	101,640.00	6.16	7.7	35101015
244,737,498	0.500	0.03	0.02	0.03	02/04/2025	28/12/2023	---	TRASTOR REAL EST. INV. CO.(CR)	1.23	-0.81 €	1.24 06/08/2025	1.21	1.21	1.24	1.24	1.23	100@1.23	100@1.25	---	---	4,055	14	4,986.69	301,027.12	1.09	1.37	35102000
15,300,000	0.300	---	---	---	30/07/2009	13/12/1999	---	ATTICA PUBLICATIONS SA (CR)	1.15	9.52 #	1.05 06/08/2025	1.1	1.07	1.15	1.15	1.133	10682@1.15	---	---	---	5,197	21	5,886.15	17,595.00	0.416	1.96	40301030
18,810,000	0.400	---	0.0381	---	21/10/2024	14/11/2007	---	VARVERIS - MODA BAGNO SA (CR)	4.41	1.61 #	4.34 06/08/2025	4.12	4.03	4.41	4.41	4.27	30@4.28	578@4.41	---	---	820	8	3,501.01	82,952.10	3.3	4.54	40401025
15,000,000	0.300	---	---	---	06/07/2007	18/07/2000	---	DAIOS PLASTICS SA (CR)	5.45	---	5.45 06/08/2025	5.45	5.3	5.45	5.3	5.443	430@5.30	810@5.50	---	---	523	2	2,846.90	81,750.00	3.28	5.5	50203015
86,735,980	0.310	---	0.02	---	22/07/2024	07/09/2023	---	ATHENS MEDICAL CENTER SA (CR)	2.04	0.99 #	2.02 06/08/2025	1.97	1.97	2.05	2.04	2.02	101@1.98	473@2.04	---	---	7,440	32	15,031.96	176,941.40	1.495	2.12	20101010
21,364,000	1.12	0.4	---	---	21/08/2023	08/03/2023	---	LAMPASA HOTEL SA (CR)	40	---	40 06/08/2025	---	---	---	---	---	50@40.00	55@41.00	---	---	---	---	---	854,560.00	35.6	41	40501025
38,566,621	0.700	---	---	---	21/07/2008	07/07/2025	---	MOUZAKIS (CR)	0.665	---	0.665 06/08/2025	---	---	---	---	---	1500@0.600	10@0.665	---	---	---	---	---	25,646.80	0.4524	0.7114	55101020
42,500,000	1.00	---	0.0383	---	19/08/2024	13/09/2023	---	MPL KEDROS (CR)	4.04	---	4.04 06/08/2025	4.04	4.03	4.04	4.04	4.039	100@4.01	150@4.05	---	---	1,400	9	5,655.00	171,700.00	3.74	4.04	35102000
6,340,000	0.600	0.1	0.2	0.23	12/12/2024	11/01/2024	---	NAKAS MUSIC	3.08	---	3.08 06/08/2025	3.04	3.04	3.04	3.04	3.04	40@3.06	129@3.10	---	---	20	2	60.80	19,527.20	2.8	3.34	40401030
27,379,200	0.980	0.45	0.5001	---	01/08/2024	29/08/2022	---	CRETE PLASTICS SA (CR)	15.9	---	15.9 06/08/2025	16	15.9	16	15.9	15.946	143@15.60	100@16.00	---	---	1,845	9	29,420.50	435,329.28	13.4	16	50203015
255,494,534	2.71	0.255	0.247	0.705	16/06/2025	30/09/2021	---	PRODEA (CR)	5.95	---	5.95 06/08/2025	5.95	5.95	5.95	5.95	5.95	50@5.95	1514@6.00	---	---	20	1	119.00	1,520,192.48	5.25	6.7	35102000
4,181,450	0.500	---	---	---	21/08/2000	05/03/2002	---	FLOUR MILLS SARANTOPOULOS SA	1.09	---	1.09 06/08/2025	---	---	---	---	---	700@0.995	300@1.13	---	---	---	---	---	4,557.78	0.87	1.14	45102020

Exchange Traded Funds (ETFs)

1,025,078	---	---	---	---	15/06/2016	---	---	ALPHA ETF FTSE Athex Large Cap	52.03	1.62 #	51.2 06/08/2025	51.44	51.44	52.15	52.03	52.002	2@52.00	500@52.07	---	---	11,270	123	586,060.25	---	34.86	52.15	12003
-----------	-----	-----	-----	-----	------------	-----	-----	--------------------------------	-------	--------	-----------------	-------	-------	-------	-------	--------	---------	-----------	-----	-----	--------	-----	------------	-----	-------	-------	-------

Surveillance

8,321,682	0.670	---	---	---	17/08/2007	23/11/1999	---	N. LEVENTERIS (CR)	0.296	---	0.296 06/08/2025	0.296	0.28	0.296	0.296	0.294	---	1280@0.298	---	2024	3,626	6	1,066.90	3,016.31	0.19	0.296	55102010
2,160,524	0.670	---	---	---	03/12/2018	23/11/1999	---	N. LEVENTERIS (PR)	0.256	---	0.256 06/08/2025	---	---	---	---	---	3000@0.236	5000@0.270	---	2024	---	---	---	3,016.31	0.183	0.28	55102010

Suspension Status

13,191,620	0.620	---	---	---	04/08/2010	09/09/2002	5232	YALCO - CONSTANTINOU (CR)	0.16	---	0.16 30/05/2025	---	---	---	---	---	---	26032@0.162	---	---	---	---	---	2,110.66	0.144	0.162	40202020		
17,579,754	4.16	---	---	---	18/08/2006	02/08/2010	---	BIOTER SA (CR)	0.206	---	0.206 30/05/2025	---	---	---	---	---	---	---	---	---	---	---	---	---	3,621.43	0.18	0.29	50101010	
3,961,300	1.28	---	---	---	29/06/2004	03/08/2000	5248	DUROS SA (CR)	0.25	---	0.25 24/04/2023	---	---	---	---	---	---	---	---	---	---	---	---	---	990.33	0.25	0.25	40204020	
51,754,364	0.300	---	---	---	23/12/2003	24/01/2007	5197	SELECTED TEXT. IND. ASSOC (CR)	0.132	---	0.132 31/10/2024	---	---	---	---	---	---	---	---	---	---	---	---	---	---	6,831.58	0.132	0.132	55101020
15,842,391	1.51	---	---	---	15/07/2009	12/05/2000	5141	BITROS HOLDING SA (CR)	0.51	---	0.51 30/05/2025	---	---	---	---	---	---	---	---	---	---	---	---	---	---	8,079.62	0.46	0.77	55102010
28,438,268	0.070	---	---	---	21/08/2006	24/11/1999	5253	SPIROY AGRICULTURE SA (CR)	0.138	---	0.138 30/05/2025	---	---	---	---	---	---	---	---	---	---	---	---	---	---	3,924.48	0.125	0.176	45102010

Shares' Notes

Code	Note text
()	- Adjusted dividends.
*	- Last adjusted closing price.
[1]	- Net dividends.
[2]	- The "Date of Last Coupon" for New listings refers to the date company's stocks started to trade in Athex
[3]	- The Company Market Value is referred to the number of outstanding shares
[4]	- Sectors codification can be found in Appendix A
[5]	- The Market Value refers to the total number of shares listed (including their several classes) in the exchange by the company.
[6]	- P/E greater than 100
[7]	- Last view of the Order Book before the end of the trading session
[8]	- All Blocks Methods' Transactions Value are included.
5093	- Transfer to the Surveillance Category as of 8/4/2015.
5141	- Transfer to the Surveillance Category as of 10/05/2017.
5160	- Transfer to the Surveillance Category as of 15/04/2016.
5165	- Transfer to the Surveillance Category as of 15/02/2018.
5193	- Transfer to the Surveillance Category as of 25/10/2018.
5197	- Transfer to the Surveillance Category as of 07/11/2018.
5232	- Transfer to the Under Surveillance Category from 08/04/2011.
5248	- Transfer to the Surveillance Category as of 06/09/20116.
5253	- Transfer to the Surveillance Category as of 14/5/2021.

Securities Blocks Details

Securities	Block Volume	Price	Block Trade Value	Time of approval	Note
ALPHA BANK (CR)	265,002	3.49	924,856.98	10:55:20	20
CENERGY HOLDINGS (CB)	150,000	10.57	1,585,500.00	12:06:03	20
CENERGY HOLDINGS (CB)	30,000	10.57	317,100.00	12:07:43	20
ALPHA BANK (CR)	2,522	3.50	8,834.57	12:46:20	18
ALPHA BANK (CR)	184,234	3.51	647,398.28	12:52:15	20
ALTER EGO MEDIA (CR)	14,612	5.93	86,576.10	13:24:03	18
OTE (CR)	22,042	15.81	348,484.02	13:51:04	20
BANK OF CYPRUS (CR)	200,000	7.33	1,466,000.00	14:00:34	20
METLEN ENERGY & METALS (CR)	25,000	49.28	1,232,000.00	14:12:05	20
ALPHA BANK (CR)	264,690	3.52	931,179.42	14:37:54	20
ALTER EGO MEDIA (CR)	100,000	5.80	580,000.00	14:55:25	20
ALPHA BANK (CR)	750,000	3.51	2,628,750.00	15:01:28	20
PPC (CR)	50,000	14.54	727,000.00	16:41:54	20
PPC (CR)	30,000	14.54	436,200.00	16:45:39	20
NATIONAL BANK (CR)	175,000	13.24	2,317,000.00	17:02:26	20
PIRAEUS FINANCIAL HOLD (CR)	67,000	7.13	477,710.00	17:11:58	20
PIRAEUS FINANCIAL HOLD (CR)	100,918	7.13	719,545.34	17:14:26	20

Blocks Notes

- 9 - Method 6-1 / Special Fees
- 10 - Method 6-1 / Special Fees, SDS
- 14 - Method 6-3 / Settlement, Incomplete Buy and Sell
- 18 - Method 6-2 / SPOT 1
- 19 - Method 6-2 / SPOT 2
- 20 - Method 6-1 and Method 6-1 Same Day Settlement
- 21 - Other Pre-agreed

Shares Rights Details

Occured date	Exercise from	Exercise until	Trading until	Rights	Price min	Price max	Closing price	Last Bid	Last Ask	Volume	Trades	Transactions Value
--------------	---------------	----------------	---------------	--------	-----------	-----------	---------------	----------	----------	--------	--------	--------------------

No Rights Transactions.

Forced Sales Details

Securities	Category of Security	Transactions Volume	Number of Trades	Transactions Value	Note
No Forced Transactions.					

Forced Sales Notes

- 1 - Compulsory Public Forced Sales
- 2 - Forced Sales of Fixed Registered Shares
- 3 - Forced Sales of Remaining Fractional Shares

Exchange Traded Funds (ETFs) Characteristics

	Transactions Date (T)	Creation / Redemption	Units (T-1)	New Units (T-1)	Redemption Units (T-1)	Units (T) [1]	Fund Assets [2]	Net Unit Price	Dividend per Unit	Dividend Date
ALPHA ETF FTSE Athex Large Cap	07/08/2025	5,000	1,025,078	---	---	1,025,078	52,604,970.00	51.3180	1.15	01/07/2025

ETFs Notes

[1] - Units (T) = Units (T-1) + New Units (T-1) - Redemption Units (T-1)

[2] - The Creation / Redemption Units of T-1 are included.

Non Convertible Corporate Bonds - Regulated Market

Num Listed Bonds	Nominal price	Issue price	Today's Rate	Exp. Date	Duration (years)	Note	Coupon		Trading	Corporate Bonds	Accrued Int.	Yield.T.Mat	Price min	Price max	Closing price	Previous closing price/date	Volume	Transactions Value	Last order		ear min	Year max		
							Common	Preferred											Price	Buy / Sell			Date	
250,000	1,000.00	1,000.00	2.45	16/11/2028	7	---	8	---	1	ELVALHALCOR S.A. (Non Convertible)	5.9208	2.8540	97.8000	98.0000	97.9719	97.8000	06/08/2025	127,000	125,126.75	97.8000	B	37/08/2025	93.6975	98.0000
320,000	1,000.00	1,000.00	3.40	21/07/2027	7	---	11	---	1	LAMDA DEVELOPMENT S.A. (Non Convertible)	1.9833	2.7820	100.1300	100.3000	100.2500	100.2800	06/08/2025	163,000	163,622.97	100.1300	B	37/08/2025	97.6000	100.4900
200,000	1,000.00	1,000.00	2.10	27/10/2027	7	---	10	---	1	O.P.A.P. S.A. (Non Convertible)	6.1250	2.4070	98.7800	98.8999	98.8208	98.7560	06/08/2025	156,000	155,108.50	98.5000	B	37/08/2025	96.0100	99.1699
200,000	1,000.00	1,000.00	1.90	23/03/2028	7	---	9	---	1	MOTOR OIL CORINTH REFINERIES SA (Non Convertible)	7.3889	2.5660	97.8000	97.9500	97.8009	98.0000	06/08/2025	13,000	12,811.66	97.8000	B	37/08/2025	93.5278	98.8000
100,000	1,000.00	1,000.00	4.40	26/07/2029	7	---	7	---	1	CPLP SHIPPING HOLDINGS PLC (Non Convertible)	1.7111	3.3290	102.2000	102.3000	102.2000	102.2860	06/08/2025	3,000	3,072.13	102.2000	B	37/08/2025	100.4600	105.2895
199,375	1,000.00	1,000.00	3.60	12/03/2026	7	---	13	---	1	AEGEAN AIRLINES S.A. (Non Convertible)	15.2000	2.4400	100.3500	100.5200	100.3500	100.1000	06/08/2025	109,000	111,169.10	100.3500	B	37/08/2025	99.2676	101.0000
150,000	1,000.00	1,000.00	2.60	22/10/2026	7	---	12	---	1	TERNA ENERGY FINANCE S.A. (Non Convertible)	8.0167	2.7240	99.3200	99.4000	99.3600	99.4590	04/08/2025	19,000	19,030.72	99.3310	B	37/08/2025	97.6272	100.0000
100,000	1,000.00	1,000.00	2.80	25/01/2027	5	---	8	---	1	PREMIA S.A. (Non Convertible)	1.3222	3.2280	98.5500	99.0000	98.9321	98.4000	05/08/2025	33,000	32,691.23	98.5501	B	37/08/2025	96.2000	99.5799
500,000	1,000.00	1,000.00	2.75	03/07/2027	7	---	11	---	1	GEK TERNA S.A. (Non Convertible)	2.9792	2.5040	99.4500	99.8990	99.7967	99.8620	06/08/2025	69,000	68,932.99	99.4500	B	37/08/2025	96.5000	99.9800
150,000	1,000.00	1,000.00	2.65	22/10/2026	5	---	8	---	1	CPLP SHIPPING HOLDINGS PLC (Non Convertible)	8.1708	3.1280	99.0600	99.0600	99.0600	99.0600	05/08/2025	1,000	998.77	99.0600	B	37/08/2025	97.3000	99.9000
250,000	1,000.00	1,000.00	3.70	04/07/2032	7	---	1	---	1	AEGEAN AIRLINES S.A. (Non Convertible)	3.9056	3.2630	102.0001	103.0000	102.4248	103.0000	06/08/2025	99,000	101,787.16	102.1200	B	37/08/2025	100.4000	104.0000
120,000	1,000.00	1,000.00	2.65	06/12/2028	7	---	8	---	1	NOVAL PROPERTY REIC (Non Convertible)	4.8583	3.0660	97.7500	97.8000	97.8000	97.7000	06/08/2025	38,000	37,343.62	97.7200	B	37/08/2025	94.2301	99.9900
300,000	1,000.00	1,000.00	2.30	14/12/2028	7	---	8	---	1	GEK TERNA S.A. (Non Convertible)	3.5778	2.9010	97.3500	97.4000	97.3730	97.5470	06/08/2025	10,000	9,773.08	97.3500	B	37/08/2025	92.9502	97.7800
100,000	1,000.00	1,000.00	2.95	11/02/2027	5	---	7	---	1	SAFE BULKERS PARTICIPATIONS PLC (Non Convertible)	---	3.2840	99.0100	99.0100	99.0100	99.2000	05/08/2025	1,000	990.10	99.0100	B	37/08/2025	96.7794	99.9999
500,000	1,000.00	1,000.00	4.00	10/07/2030	7	---	5	---	1	METLEN ENERGY & METALS S.A. (Non Convertible)	3.5556	3.0050	103.2000	103.3000	103.2214	103.3480	06/08/2025	145,000	150,186.58	103.2002	B	37/08/2025	100.4600	103.9600
99,697	1,000.00	1,000.00	5.50	15/12/2028	5	---	4	---	1	IDEAL HOLDINGS S.A. (Non Convertible)	8.5556	3.5310	104.9999	104.9999	104.9999	104.9500	05/08/2025	2,000	2,117.11	104.9000	B	37/08/2025	102.5039	106.3000
200,000	1,000.00	1,000.00	4.25	23/01/2029	5	---	4	---	1	AUTOHELLAS S.A. (Non Convertible)	2.2431	3.3590	102.1000	102.1010	102.1003	102.2250	06/08/2025	7,000	7,162.75	102.1000	B	37/08/2025	100.0000	103.2000
130,000	1,000.00	1,000.00	6.00	27/02/2029	5	---	3	---	1	INTRALOT S.A. (Non Convertible)	27.5000	4.4240	103.0100	104.0000	103.6959	104.4820	06/08/2025	100,000	106,445.90	103.2010	B	37/08/2025	101.0000	104.5000
300,000	1,000.00	1,000.00	2.30	20/07/2028	7	---	9	---	1	PRODEA REIC S.A. (Non Convertible)	1.3417	3.3400	96.2000	96.5500	96.3100	96.2650	06/08/2025	51,000	49,206.53	96.3100	B	37/08/2025	93.5001	97.0000

Corporate Bonds Notes

Transactions Volume = (Pieces) * (Nominal Price). Transactions Value = (Pieces) * (Nominal Price) * (price %) + (Accrued interest).

The price of a Bond is stated as a percentage (%) of Bond's Nominal Price.

Nominal Price in Euros (€), except if it is noted differently.

Government Bonds

Number Listed Bonds	Nominal price	Today's Rate	Accrued Interest Calc	Exp. Date [1]	Duration (years)	Note	Coupons Date	Curr. coupon value	Trading Unit	Government Bonds	Price min	Price max	Closing price	Previous closing price/date	Volume	Transactions Value	Price	Last order Buy / Sell	Date
4,000,000	1,000.00	4.13	Actual/Actual	15/06/2054	30	---	15/06	4.13	1	GGB-FXD-150654-30Y-4.125-1.000	---	---	---	---	---	---	---	---	---
4,700,000	1,000.00	1.88	Actual/Actual	04/02/2035	15	---	04/02	1.88	1	GGB-FXD-040235-15Y-1.875-1.000	---	---	---	---	---	---	---	---	---
6,000,000	1,000.00	0.75	Actual/Actual	18/06/2031	10	---	18/06	0.75	1	GGB-FXD-180631-10Y-0.750-1.000	---	---	---	---	---	---	---	---	---
3,600,000	1,000.00	3.88	Actual/Actual	15/06/2028	5	---	15/06	3.88	1	GGB-FXD-150628-05Y-3.875-1.000	---	---	---	---	---	---	---	---	---
5,962,747,327	1.00	3.75	Actual/Actual	30/01/2028	10	---	/02 - 02/02 - 31/	3.75	1	GGB-FXD-300128-10Y-3.750-1.000	---	---	---	85.4610 13/07/2018	---	---	1.0000	B	28/11/2018
7,067,309,386	1.00	3.90	Actual/Actual	30/01/2033	15	---	/02 - 02/02 - 31/	3.90	1	GGB-FXD-300133-15Y-3.900-1.000	---	---	---	78.6730 13/07/2018	---	---	1.0000	B	28/11/2018
5,622,848,349	1.00	4.00	Actual/Actual	30/01/2037	19	---	/02 - 02/02 - 31/	4.00	1	GGB-FXD-300137-19Y-4.000-1.000	---	---	---	77.0370 13/07/2018	---	---	1.0000	B	28/11/2018
5,476,770,669	1.00	4.20	Actual/Actual	30/01/2042	24	---	/02 - 02/02 - 31/	4.20	1	GGB-FXD-300142-24Y-4.200-1.000	---	---	---	77.7640 13/07/2018	---	---	1.0000	B	28/11/2018
4,950,000	1,000.00	3.38	Actual/Actual	15/06/2034	10	---	15/06	3.38	1	GGB-FXD-150634-10Y-3.375-1.000	---	---	---	---	---	---	---	---	---
59,586,043	1.00	4.30	Actual/Actual	24/02/2026	14	---	24/02	4.30	1	GGB-FXD-240226-14Y-2.000-1.000	---	---	---	10.0000 22/06/2015	---	---	---	---	---
41,118,344	1.00	4.30	Actual/Actual	24/02/2027	15	---	24/02	4.30	1	GGB-FXD-240227-15Y-2.000-1.000	---	---	---	10.0000 22/06/2015	---	---	---	---	---
45,137,734	1.00	4.30	Actual/Actual	24/02/2028	16	---	24/02	4.30	1	GGB-FXD-240228-16Y-2.000-1.000	---	---	---	10.0000 22/06/2015	---	---	---	---	---
61,768,888	1.00	4.30	Actual/Actual	24/02/2029	17	---	24/02	4.30	1	GGB-FXD-240229-17Y-2.000-1.000	---	---	---	10.0000 22/06/2015	---	---	---	---	---
54,567,744	1.00	4.30	Actual/Actual	24/02/2030	18	---	24/02	4.30	1	GGB-FXD-240230-18Y-2.000-1.000	---	---	---	10.0000 22/06/2015	---	---	---	---	---
37,541,515	1.00	4.30	Actual/Actual	24/02/2031	19	---	24/02	4.30	1	GGB-FXD-240231-19Y-2.000-1.000	---	---	---	10.0000 22/06/2015	---	---	---	---	---
37,558,317	1.00	4.30	Actual/Actual	24/02/2032	20	---	24/02	4.30	1	GGB-FXD-240232-20Y-2.000-1.000	---	---	---	10.0000 22/06/2015	---	---	---	---	---
37,473,732	1.00	4.30	Actual/Actual	24/02/2033	21	---	24/02	4.30	1	GGB-FXD-240233-21Y-2.000-1.000	---	---	---	10.0000 22/06/2015	---	---	---	---	---
33,888,293	1.00	4.30	Actual/Actual	24/02/2034	22	---	24/02	4.30	1	GGB-FXD-240234-22Y-2.000-1.000	---	---	---	10.0000 22/06/2015	---	---	---	---	---
35,177,800	1.00	4.30	Actual/Actual	24/02/2035	23	---	24/02	4.30	1	GGB-FXD-240235-23Y-2.000-1.000	---	---	---	10.0000 22/06/2015	---	---	---	---	---
35,547,268	1.00	4.30	Actual/Actual	24/02/2036	24	---	24/02	4.30	1	GGB-FXD-240236-24Y-2.000-1.000	---	---	---	10.0000 22/06/2015	---	---	---	---	---
40,246,306	1.00	4.30	Actual/Actual	24/02/2037	25	---	24/02	4.30	1	GGB-FXD-240237-25Y-2.000-1.000	---	---	---	10.0000 22/06/2015	---	---	---	---	---
37,643,952	1.00	4.30	Actual/Actual	24/02/2038	26	---	24/02	4.30	1	GGB-FXD-240238-26Y-2.000-1.000	---	---	---	10.0000 22/06/2015	---	---	---	---	---
36,977,100	1.00	4.30	Actual/Actual	24/02/2039	27	---	24/02	4.30	1	GGB-FXD-240239-27Y-2.000-1.000	---	---	---	10.0000 22/06/2015	---	---	---	---	---
41,615,000	1.00	4.30	Actual/Actual	24/02/2040	28	---	24/02	4.30	1	GGB-FXD-240240-28Y-2.000-1.000	---	---	---	10.0000 22/06/2015	---	---	---	---	---
42,227,208	1.00	4.30	Actual/Actual	24/02/2041	29	---	24/02	4.30	1	GGB-FXD-240241-29Y-2.000-1.000	---	---	---	10.0000 22/06/2015	---	---	---	---	---
68,288,487	1.00	4.30	Actual/Actual	24/02/2042	30	---	24/02	4.30	1	GGB-FXD-240242-30Y-2.000-1.000	---	---	---	10.0000 22/06/2015	---	---	---	---	---
4,700,000	1,000.00	3.88	Actual/Actual	12/03/2029	10	---	12/03	3.88	1	GGB-FXD-120329-10Y-3.875-1.000	---	---	---	---	---	---	100.0000	B	15/10/2019
3,192,362	1,000.00	0.00	Actual/Actual	12/02/2026	5	---	12/02	0.00	1	GGB-FXD-120226-05Y-0.000-1.000	---	---	---	---	---	---	---	---	---
2,100,000	1,000.00	3.55	Actual/Actual	20/03/2026	7	---	20/03	3.55	1	GGB-FXD-200326-07Y-3.550-1.000	---	---	---	---	---	---	---	---	---
5,500,000	1,000.00	1.50	Actual/Actual	18/06/2030	10	---	18/06	1.50	1	GGB-FXD-180630-10Y-1.500-1.000	---	---	---	---	---	---	---	---	---
5,500,000	1,000.00	4.38	Actual/Actual	18/07/2038	15	---	18/07	4.38	1	GGB-FXD-180738-15Y-4.375-1.000	---	---	---	---	---	---	---	---	---
40,000	1,000.00	3.91	FLR Actual/360	18/09/2025	1	---	18/09 - 18/03	---	1	GGB-FLT-180925-01Y-3.915-1.000	---	---	---	---	---	---	---	---	---
5,364,250	1,000.00	3.25	Actual/Actual	20/03/2050	30	---	20/03	3.25	1	GGB-FXD-200350-30Y-3.250-1.000	---	---	---	---	---	---	---	---	---
4,250,000	1,000.00	3.63	Actual/Actual	15/06/2035	10	---	15/06	3.63	1	GGB-FXD-150635-10Y-3.625-1000.00	---	---	---	---	---	---	---	---	---
3,924,361	1,000.00	2.00	Actual/Actual	22/04/2027	7	---	22/04	2.00	1	GGB-FXD-220427-07Y-2.000-1.000	---	---	---	---	---	---	99.9000	B	22/04/2020

Government Bonds Notes

Transactions Volume = (Pieces) * (Nominal Price). Transactions Value = (Pieces) * (Nominal Price) * (price %) + (Accrued interest).

The Value of current coupon for the issues with NV 0.01 euro refers to NV 100 euros

FLR: Floating Interest Rate.

[1] - The Expiration Date of the interest bearing period and the Date for coupon payment.

Government Bonds

Number Listed Bonds	Nominal price	Today's Rate	Accrued Interest Calc	Exp. Date [1]	Duration (years)	Note	Coupons Date	Curr. coupon value	Trading Unit	Government Bonds	Price min	Price max	Closing price	Previous closing price/date	Volume	Transactions Value	Price	Last order Buy / Sell	Date
2,298,012	1,000.00	1.88	Actual/Actual	23/07/2026	7	---	23/07	1.88	1	GGB-FXD-230726-07Y-1.875-1.000	---	---	---	---	---	---	---	---	---
4,900,000	1,000.00	4.25	Actual/Actual	15/06/2033	10	---	15/06	4.25	1	GGB-FXD-150633-10Y-4.250-1.000	---	---	---	---	---	---	---	---	---
3,500,000	1,000.00	1.88	Actual/Actual	24/01/2052	30	---	24/01	1.88	1	GGB-FXD-240152-30Y-1.875-1.000	---	---	---	---	---	---	---	---	---
3,700,000	1,000.00	1.75	Actual/Actual	18/06/2032	10	---	18/06	1.75	1	GGB-FXD-180632-10Y-1.750-1.000	---	---	---	---	---	---	---	---	---
2,200,000	1,000.00	1.13	FLR Actual/360	15/12/2027	5	---	- 15/03 - 15/09 -	---	1	GGB-FLT-151227-05Y-1.130-1.000	---	---	---	---	---	---	102.1600	B	30/12/2022

Government Bonds Notes

Transactions Volume = (Pieces) * (Nominal Price). Transactions Value = (Pieces) * (Nominal Price) * (price %) + (Accrued interest).

The Value of current coupon for the issues with NV 0.01 euro refers to NV 100 euros

FLR: Floating Interest Rate.

[1] - The Expiration Date of the interest bearing period and the Date for coupon payment.

Treasury Bills & Zero Coupon Government Bonds

Issue Date	13-Week Maturity									26-Week Maturity									52-Week Maturity								
	Exp. Date	Initial Rate	Num Listed Bonds	Nominal price	Issue price	Last Trade Price	Last Trade Date	Volume Traded	Note	Exp. Date	Initial Rate	Num Listed Bonds	Nominal price	Issue price	Last Trade Price	Last Trade Date	Volume Traded	Note	Exp. Date	Initial Rate	Num Listed Bonds	Nominal price	Issue price	Last Trade Price	Last Trade Date	Volume Traded	Note
06/09/2024	---	---	---	---	---	---	---	---	---	---	---	---	---	---	---	---	---	---	05/09/2025	2.82	600,000	1,000.00	972.28	---	---	---	---
06/12/2024	---	---	---	---	---	---	---	---	---	---	---	---	---	---	---	---	---	---	05/12/2025	2.27	600,000	1,000.00	977.58	---	---	---	---
07/03/2025	---	---	---	---	---	---	---	---	---	---	---	---	---	---	---	---	---	---	06/03/2026	2.15	600,000	1,000.00	978.76	---	---	---	---
06/06/2025	---	---	---	---	---	---	---	---	---	---	---	---	---	---	---	---	---	---	06/06/2026	1.84	600,000	1,000.00	981.74	---	---	---	---

Bonds in Circulation	Currency / Min nominal traded Value	Coupons Payment Date	Current Coupon Value	Note	Coupon	Trading Unit	Issue Date	Duration (years)	Today's Interest	A.I.C in days	Bonds	Last price of previous days		Last Outcry in Cash (euro)			Trades in Pieces	Life min	Life Max
												Price	Buy / Sell	Price	Buy / Sell	Date			
Corporate Bonds in Foreign Currency and Euro																			
103,746	GBP / 10	01/12	0.25	---	66	1	01/12/1930	98	2.5	360	National Mortgage Bank	2.27	05/02/1996	2.27	S	05/02/1996	---	2.27	2.27
0	GBP / 10	01/12	0.25	---	68	1	01/12/1928	100	2.5	360	National Mortgage Bank	---	---	---	---	---	---	---	---

Government Bonds Notes

A.I.C: Accrued Interest Calculation base.

FLR: Floating Interest Rate.

The minimum tradeable Nominal Value for all Demeterialised Government Titles is 100 Euros.

(μτφρ-0)

Underlying Asset				Derivatives Market													
Price max	Price min	Closing price	change	Delivery Month	Open price	Price max	Price min	Last price	Closing price	Last Bid	Last Ask	Fixing price*	Life high	Life low	Trades	Volume	Open Interest
FTSE/Athex Large Cap				(Trade Unit: 1 Index Point x 2€, Cash Settlement)													
5,214.90	5,132.74	5,207.99	1.44%	August 2025	5,149.00	5,215.00	5,149.00	5,214.00	5,214.00	---	---		5,215.00	---	80	387	6,218
				September 2025	5,130.00	5,215.00	5,127.75	5,215.00	5,215.00	---	---		5,215.00	---	62	360	240
				October 2025	---	---	---	---	5,154.50	---	---		---	---	---	---	---
				December 2025	---	---	---	---	5,172.50	---	---		---	---	---	---	---
				March 2026	---	---	---	---	5,198.50	---	---		---	---	---	---	---
				June 2026	---	---	---	---	5,224.50	---	---		---	---	---	---	---
FTSE/Athex Banks				(Trade Unit: 1 Index Point x 15€, Cash Settlement)													
2,306.08	2,251.91	2,289.13	1.45%	September 2025	2,299.75	2,307.00	2,297.00	2,297.00	2,297.00	---	---		2,307.00	---	6	79	2,053
				December 2025	---	---	---	---	2,273.25	---	---		---	---	---	---	---
				March 2026	---	---	---	---	2,284.75	---	---		---	---	---	---	---
				June 2026	---	---	---	---	2,296.00	---	---		---	---	---	---	---
MSCI GREECE REBASED				(Trade Unit: 1 Index Point x 2€, Cash Settlement)													
8,732.61	8,559.28	8,689.96	1.36%	August 2025	---	---	---	---	8,336.75	---	---		7,216.25	---	---	---	---
				September 2025	---	---	---	---	8,336.75	---	---		7,216.25	---	---	---	---
				October 2025	---	---	---	---	8,336.75	---	---		7,133.75	---	---	---	---
				November 2025	---	---	---	---	8,624.25	---	---		---	---	---	---	---
				December 2025	---	---	---	---	8,637.50	---	---		---	---	---	---	---
				January 2026	---	---	---	---	8,651.00	---	---		---	---	---	---	---
				March 2026	---	---	---	---	8,681.00	---	---		---	---	---	---	---
				June 2026	---	---	---	---	8,724.25	---	---		---	---	---	---	---

Derivatives notes - <https://www.athexgroup.gr/en/market-data/statistics/eod-closing-prices/>

Fixing prices and final open positions can be retrieved from the following path <http://www.athexgroup.gr/en/market-data/statistics/eod-closing-prices>

Underlying Asset				Derivatives Market													
Price max	Price min	Closing price	change	Delivery Month	Open price	Price max	Price min	Last price	Closing price	Last Bid	Last Ask	Fixing price*	Life high	Life low	Trades	Volume	Open Interest
ADMIE (IPTO) HOLDING S.A. (CR)				(Contract Size: 100 Securities, Physical Delivery)													
3.47	3.365	3.38	-0.15%	September 2025	3.36	3.41	3.33	3.33	3.33	---	---	---	3.43	---	24	279	16,071
				December 2025	---	---	---	---	3.41	---	---	---	---	---	---	---	---
				March 2026	---	---	---	---	3.43	---	---	---	---	---	---	---	---
				June 2026	---	---	---	---	3.44	---	---	---	---	---	---	---	---
AEGEAN AIRLINES (CR)				(Contract Size: 100 Securities, Physical Delivery)													
13.46	13.16	13.28	0.76%	September 2025	13.26	13.48	13.26	13.30	13.30	---	---	---	13.48	---	59	217	4,034
				December 2025	---	---	---	---	13.31	---	---	---	12.58	---	---	---	20
				March 2026	---	---	---	---	13.35	---	---	---	---	---	---	---	---
				June 2026	---	---	---	---	13.41	---	---	---	---	---	---	---	---
AKTOR S.A. HOLDING CO. (CR)				(Contract Size: 100 Securities, Physical Delivery)													
6.68	6.59	6.67	1.06%	September 2025	6.64	6.70	6.62	6.66	6.66	---	---	---	6.70	---	37	331	60,228
				December 2025	---	---	---	---	6.65	---	---	---	---	---	---	---	---
				March 2026	---	---	---	---	6.68	---	---	---	---	---	---	---	---
				June 2026	---	---	---	---	6.72	---	---	---	---	---	---	---	---
ALPHA BANK (CR)				(Contract Size: 100 Securities, Physical Delivery)													
3.55	3.462	3.484	-0.12%	September 2025	3.48	3.56	3.47	3.49	3.49	---	---	---	3.56	3.00	317	11,589	62,408
				December 2025	---	---	---	---	3.49	---	---	---	3.52	---	---	---	193
				March 2026	---	---	---	---	3.53	---	---	---	---	---	---	---	---
				June 2026	---	---	---	---	3.55	---	---	---	---	---	---	---	---
ATHENS INTL AIRPORT (CR)				(Contract Size: 100 Securities, Physical Delivery)													
10.59	10.42	10.48	0.38%	September 2025	10.47	10.52	10.47	10.52	10.52	---	---	---	10.76	---	2	2	202
				December 2025	---	---	---	---	10.52	---	---	---	---	---	---	---	---
				March 2026	---	---	---	---	10.57	---	---	---	---	---	---	---	---
				June 2026	---	---	---	---	10.62	---	---	---	---	---	---	---	---
AUTOHELLAS SA (CR)				(Contract Size: 100 Securities, Physical Delivery)													
11.04	10.86	10.98	0.92%	September 2025	---	---	---	---	10.92	---	---	---	11.39	---	---	---	469
				December 2025	---	---	---	---	10.96	---	---	---	---	---	---	---	---
				March 2026	---	---	---	---	11.02	---	---	---	---	---	---	---	---
				June 2026	---	---	---	---	11.07	---	---	---	---	---	---	---	---
AVAX S.A. (CR)				(Contract Size: 100 Securities, Physical Delivery)													
2.34	2.3	2.3	-0.43%	September 2025	2.26	2.27	2.24	2.25	2.25	---	---	---	2.30	---	10	50	2,726
				December 2025	---	---	---	---	2.28	---	---	---	2.22	---	---	---	2
				March 2026	---	---	---	---	2.34	---	---	---	---	---	---	---	---
				June 2026	---	---	---	---	2.35	---	---	---	---	---	---	---	---

Derivatives notes - <https://www.athexgroup.gr/en/market-data/statistics/eod-closing-prices/>

Fixing prices and final open positions can be retrieved from the following path <http://www.athexgroup.gr/en/market-data/statistics/eod-closing-prices>

Underlying Asset				Derivatives Market													
Price max	Price min	Closing price	change	Delivery Month	Open price	Price max	Price min	Last price	Closing price	Last Bid	Last Ask	Fixing price*	Life high	Life low	Trades	Volume	Open Interest
BANK OF CYPRUS (CR) (Contract Size: 100 Securities, Physical Delivery)																	
7.52	7.16	7.52	5.32%	September 2025	7.22	7.51	7.22	7.50	7.50	---	---	---	7.51	---	36	176	1,984
---	---	---	---	December 2025	---	---	---	---	7.09	---	---	---	6.10	---	---	---	---
---	---	---	---	March 2026	---	---	---	---	7.23	---	---	---	---	---	---	---	---
---	---	---	---	June 2026	---	---	---	---	7.27	---	---	---	---	---	---	---	---
CC HBC AG (CR) (Contract Size: 100 Securities, Physical Delivery)																	
43.66	43	43.6	1.39%	September 2025	43.01	43.62	43.01	43.62	43.62	---	---	---	46.86	---	26	58	227
---	---	---	---	December 2025	---	---	---	---	43.32	---	---	---	---	---	---	---	---
---	---	---	---	March 2026	---	---	---	---	43.54	---	---	---	---	---	---	---	---
---	---	---	---	June 2026	---	---	---	---	43.76	---	---	---	---	---	---	---	---
CENERGY HOLDINGS (CB) (Contract Size: 100 Securities, Physical Delivery)																	
10.7	10.48	10.64	1.14%	September 2025	10.57	10.79	10.57	10.79	10.79	---	---	---	10.91	---	100	932	8,092
---	---	---	---	December 2025	---	---	---	---	10.60	---	---	---	---	---	---	---	---
---	---	---	---	March 2026	---	---	---	---	10.65	---	---	---	---	---	---	---	---
---	---	---	---	June 2026	---	---	---	---	10.71	---	---	---	---	---	---	---	---
ELLAKTOR (CR) (Contract Size: 100 Securities, Physical Delivery)																	
1.332	1.31	1.33	0.60%	September 2025	1.32	1.34	1.32	1.33	1.33	---	---	---	1.43	---	15	137	4,384
---	---	---	---	December 2025	---	---	---	---	1.33	---	---	---	---	---	---	---	---
---	---	---	---	March 2026	---	---	---	---	1.34	---	---	---	---	---	---	---	---
---	---	---	---	June 2026	---	---	---	---	1.35	---	---	---	---	---	---	---	---
ELVALHALCOR (CR) (Contract Size: 100 Securities, Physical Delivery)																	
2.58	2.545	2.565	0.98%	September 2025	2.55	2.58	2.55	2.58	2.58	---	---	---	2.72	---	3	8	2,930
---	---	---	---	December 2025	---	---	---	---	2.56	---	---	---	---	---	---	---	---
---	---	---	---	March 2026	---	---	---	---	2.57	---	---	---	---	---	---	---	---
---	---	---	---	June 2026	---	---	---	---	2.58	---	---	---	---	---	---	---	---
EUROBANK HOLDINGS (CR) (Contract Size: 100 Securities, Physical Delivery)																	
3.398	3.324	3.38	1.75%	September 2025	3.35	3.40	3.34	3.38	3.38	---	---	---	3.40	---	150	3,553	42,974
---	---	---	---	December 2025	---	---	---	---	3.30	---	---	---	3.30	---	---	---	15
---	---	---	---	March 2026	---	---	---	---	3.36	---	---	---	---	---	---	---	---
---	---	---	---	June 2026	---	---	---	---	3.38	---	---	---	---	---	---	---	---
EYDAP S.A. (CR) (Contract Size: 100 Securities, Physical Delivery)																	
7.44	7.19	7.26	0.00%	September 2025	7.22	7.43	7.17	7.27	7.27	---	---	---	7.64	---	57	334	8,284
---	---	---	---	December 2025	---	---	---	---	7.31	---	---	---	---	---	---	---	---
---	---	---	---	March 2026	---	---	---	---	7.35	---	---	---	---	---	---	---	---
---	---	---	---	June 2026	---	---	---	---	7.39	---	---	---	---	---	---	---	---

Derivatives notes - <https://www.athexgroup.gr/en/market-data/statistics/eod-closing-prices/>

Fixing prices and final open positions can be retrieved from the following path <http://www.athexgroup.gr/en/market-data/statistics/eod-closing-prices>

Underlying Asset				Derivatives Market													
Price max	Price min	Closing price	change	Delivery Month	Open price	Price max	Price min	Last price	Closing price	Last Bid	Last Ask	Fixing price*	Life high	Life low	Trades	Volume	Open Interest
FOURLIS (CR)				(Contract Size: 100 Securities, Physical Delivery)													
4.89	4.73	4.875	3.39%	September 2025	4.76	4.88	4.76	4.87	4.87	---	---	---	4.88	---	19	56	545
				December 2025	---	---	---	---	4.75	---	---	---	---	---	---	---	---
				March 2026	---	---	---	---	4.77	---	---	---	---	---	---	---	---
				June 2026	---	---	---	---	4.80	---	---	---	---	---	---	---	---
GEK TERNA (CR)				(Contract Size: 100 Securities, Physical Delivery)													
22.74	22.16	22.6	2.08%	September 2025	22.33	22.78	22.32	22.50	22.50	---	---	---	22.78	---	58	2,419	11,340
				December 2025	---	---	---	---	22.31	---	---	---	20.72	---	---	---	20
				March 2026	---	---	---	---	22.42	---	---	---	---	---	---	---	---
				June 2026	---	---	---	---	22.53	---	---	---	---	---	---	---	---
HELLENIC EXCHANGES-A.S.E. (CR)				(Contract Size: 100 Securities, Physical Delivery)													
7.04	6.88	6.91	0.29%	September 2025	6.94	7.06	6.94	6.99	6.99	---	---	---	7.52	---	24	70	2,084
				December 2025	---	---	---	---	6.94	---	---	---	---	---	---	---	---
				March 2026	---	---	---	---	6.98	---	---	---	---	---	---	---	---
				June 2026	---	---	---	---	7.01	---	---	---	---	---	---	---	---
HELLENIO ENERGY (CR)				(Contract Size: 100 Securities, Physical Delivery)													
7.865	7.8	7.86	0.58%	September 2025	7.87	7.90	7.84	7.89	7.89	---	---	---	7.95	---	13	125	4,558
				December 2025	---	---	---	---	7.42	---	---	---	6.91	---	---	---	180
				March 2026	---	---	---	---	7.91	---	---	---	---	---	---	---	---
				June 2026	---	---	---	---	7.95	---	---	---	---	---	---	---	---
INTRACOM HOLDINGS (CR)				(Contract Size: 100 Securities, Physical Delivery)													
3.495	3.4	3.49	3.41%	September 2025	3.43	3.51	3.43	3.51	3.51	---	---	---	3.52	---	141	1,356	14,498
				December 2025	---	---	---	---	3.40	---	---	---	---	---	---	---	---
				March 2026	---	---	---	---	3.42	---	---	---	---	---	---	---	---
				June 2026	---	---	---	---	3.43	---	---	---	---	---	---	---	---
INTRALOT (CR)				(Contract Size: 100 Securities, Physical Delivery)													
1.098	1.082	1.086	-1.09%	September 2025	1.10	1.10	1.10	1.10	1.10	---	---	---	1.18	---	17	346	264,494
				December 2025	1.11	1.11	1.10	1.11	1.11	---	---	---	1.21	---	9	945	9,265
				March 2026	---	---	---	---	1.11	---	---	---	---	---	---	---	---
				June 2026	---	---	---	---	1.12	---	---	---	---	---	---	---	---
JUMBO SA (CR)				(Contract Size: 100 Securities, Physical Delivery)													
32.74	32.14	32.48	0.12%	September 2025	32.32	32.59	32.25	32.35	32.35	---	---	---	32.60	---	13	48	272
				December 2025	---	---	---	---	32.68	---	---	---	---	---	---	---	---
				March 2026	---	---	---	---	32.85	---	---	---	---	---	---	---	---
				June 2026	---	---	---	---	33.01	---	---	---	---	---	---	---	---

Derivatives notes - <https://www.athexgroup.gr/en/market-data/statistics/eod-closing-prices/>

Fixing prices and final open positions can be retrieved from the following path <http://www.athexgroup.gr/en/market-data/statistics/eod-closing-prices>

Underlying Asset				Derivatives Market													
Price max	Price min	Closing price	change	Delivery Month	Open price	Price max	Price min	Last price	Closing price	Last Bid	Last Ask	Fixing price*	Life high	Life low	Trades	Volume	Open Interest
LAMDA DEVELOPMENT SA (CR)				(Contract Size: 100 Securities, Physical Delivery)													
6.88	6.71	6.73	0.30%	September 2025	6.82	6.88	6.70	6.70	6.70	---	---	---	6.88	---	68	288	8,985
				December 2025	---	---	---	---	6.76	---	---	---	---	---	---	---	---
				March 2026	---	---	---	---	6.79	---	---	---	---	---	---	---	---
				June 2026	---	---	---	---	6.83	---	---	---	---	---	---	---	---
MIG (CR)				(Contract Size: 100 Securities, Physical Delivery)													
3.39	3.3	3.38	1.81%	September 2025	---	---	---	---	3.31	---	---	---	3.56	---	---	---	210
				December 2025	---	---	---	---	3.34	---	---	---	---	---	---	---	---
				March 2026	---	---	---	---	3.36	---	---	---	---	---	---	---	---
				June 2026	---	---	---	---	3.38	---	---	---	---	---	---	---	---
MOTOR OIL (CR)				(Contract Size: 100 Securities, Physical Delivery)													
25.82	25.52	25.76	0.08%	September 2025	25.80	25.80	25.74	25.74	25.74	---	---	---	26.00	---	2	12	3,376
				December 2025	---	---	---	---	25.93	---	---	---	---	---	---	---	---
				March 2026	---	---	---	---	26.06	---	---	---	---	---	---	---	---
				June 2026	---	---	---	---	26.19	---	---	---	---	---	---	---	---
NATIONAL BANK (CR)				(Contract Size: 100 Securities, Physical Delivery)													
13.355	12.825	13.075	1.24%	September 2025	12.97	13.35	12.97	13.11	13.11	---	---	---	13.35	---	204	1,067	12,794
				December 2025	---	---	---	---	12.84	---	---	---	12.79	---	---	---	7
				March 2026	---	---	---	---	13.08	---	---	---	---	---	---	---	---
				June 2026	---	---	---	---	13.14	---	---	---	---	---	---	---	---
OPAP (CR)				(Contract Size: 100 Securities, Physical Delivery)													
20.08	19.88	19.9	-0.50%	September 2025	20.03	20.05	19.90	19.90	19.90	---	---	---	20.05	---	17	56	1,286
				December 2025	---	---	---	---	20.15	---	---	---	---	---	---	---	---
				March 2026	---	---	---	---	20.25	---	---	---	---	---	---	---	---
				June 2026	---	---	---	---	20.35	---	---	---	---	---	---	---	---
OPTIMA BANK (CR)				(Contract Size: 300 Securities, Physical Delivery)													
7.41	7.3	7.39	0.82%	September 2025	7.37	7.39	7.33	7.33	7.33	---	---	---	8.07	---	5	13	339
				December 2025	---	---	---	---	7.38	---	---	---	---	---	---	---	---
				March 2026	---	---	---	---	7.42	---	---	---	---	---	---	---	---
				June 2026	---	---	---	---	7.46	---	---	---	---	---	---	---	---
OTE (CR)				(Contract Size: 100 Securities, Physical Delivery)													
15.94	15.68	15.81	-0.44%	September 2025	15.76	16.04	15.74	15.81	15.81	---	---	---	17.30	---	66	164	2,927
				December 2025	---	---	---	---	16.00	---	---	---	---	---	---	---	---
				March 2026	---	---	---	---	16.08	---	---	---	---	---	---	---	---
				June 2026	---	---	---	---	16.16	---	---	---	---	---	---	---	---

Derivatives notes - <https://www.athexgroup.gr/en/market-data/statistics/eod-closing-prices/>

Fixing prices and final open positions can be retrieved from the following path <http://www.athexgroup.gr/en/market-data/statistics/eod-closing-prices>

Underlying Asset				Derivatives Market													
Price max	Price min	Closing price	change	Delivery Month	Open price	Price max	Price min	Last price	Closing price	Last Bid	Last Ask	Fixing price*	Life high	Life low	Trades	Volume	Open Interest
P.P.A. S.A. (CR)				(Contract Size: 100 Securities, Physical Delivery)													
47	46.3	46.95	-0.11%	September 2025	46.10	46.10	46.10	46.10	46.10	---	---	---	48.29	---	1	2	69
				December 2025	---	---	---	---	47.35	---	---	---	---	---	---	---	---
				March 2026	---	---	---	---	47.59	---	---	---	---	---	---	---	---
				June 2026	---	---	---	---	47.83	---	---	---	---	---	---	---	---
PIRAEUS FINANCIAL HOLD (CR)				(Contract Size: 105 Securities, Physical Delivery)													
7.144	6.978	7.132	1.80%	September 2025	7.02	7.16	7.00	7.13	7.13	---	---	---	7.16	5.32	332	5,179	47,769
				December 2025	7.11	7.11	7.11	7.11	7.11	---	---	---	7.11	---	1	1	2
				March 2026	---	---	---	---	7.09	---	---	---	---	---	---	---	---
				June 2026	---	---	---	---	7.13	---	---	---	---	---	---	---	---
PPC (CR)				(Contract Size: 100 Securities, Physical Delivery)													
14.61	14.4	14.58	1.32%	September 2025	14.46	14.65	14.46	14.55	14.55	---	---	---	14.65	---	144	744	25,840
				December 2025	---	---	---	---	14.52	---	---	---	13.98	---	---	---	1
				March 2026	---	---	---	---	14.57	---	---	---	---	---	---	---	---
				June 2026	---	---	---	---	14.64	---	---	---	---	---	---	---	---
QUEST HOLDINGS (CR)				(Contract Size: 100 Securities, Physical Delivery)													
7.52	7.38	7.51	1.62%	September 2025	7.44	7.44	7.44	7.44	7.44	---	---	---	7.69	---	1	5	181
				December 2025	---	---	---	---	7.45	---	---	---	---	---	---	---	---
				March 2026	---	---	---	---	7.48	---	---	---	---	---	---	---	---
				June 2026	---	---	---	---	7.52	---	---	---	---	---	---	---	---
TITAN (CB)				(Contract Size: 100 Securities, Physical Delivery)													
37.35	36.6	37.35	1.49%	September 2025	36.94	37.35	36.85	37.27	37.27	---	---	---	39.62	---	50	102	1,666
				December 2025	---	---	---	---	37.08	---	---	---	---	---	---	---	---
				March 2026	---	---	---	---	37.26	---	---	---	---	---	---	---	---
				June 2026	---	---	---	---	37.45	---	---	---	---	---	---	---	---
VIOHALCO SA/NV (CB)				(Contract Size: 100 Securities, Physical Delivery)													
6.34	6.19	6.27	0.80%	September 2025	6.28	6.37	6.24	6.24	6.24	---	---	---	6.70	---	69	325	5,812
				December 2025	---	---	---	---	6.40	---	---	---	5.45	---	---	---	---
				March 2026	---	---	---	---	6.30	---	---	---	---	---	---	---	---
				June 2026	---	---	---	---	6.33	---	---	---	---	---	---	---	---

Derivatives notes - <https://www.athexgroup.gr/en/market-data/statistics/eod-closing-prices/>

Fixing prices and final open positions can be retrieved from the following path <http://www.athexgroup.gr/en/market-data/statistics/eod-closing-prices>

FTSE/Athex Large Cap

(Trade Unit: 1 Index Point x 2€ - Exercise Style: European, Cash Settlement)

Call Options																Put Options																
Exercise Price	August 2025							September 2025							Other Months		August 2025						September 2025						Other Months		Exercise Price	
	Open price	Price max	Price min	Last price	Closing price	Volume	Open Interest	Open price	Price max	Price min	Last price	Closing price	Volume	Open Interest	Volume	Open Interest	Open price	Price max	Price min	Last price	Closing price	Volume	Open Interest	Open price	Price max	Price min	Last price	Closing price	Volume	Open Interest		Volume
3,050	-	-	-	-	-	-	-	0.00	0.00	0.00	-	2,076.00	-	-	-	-	-	-	-	-	-	-	0.00	0.00	0.00	-	0.01	-	-	-	-	3,050
3,100	-	-	-	-	-	-	-	0.00	0.00	0.00	-	2,026.00	-	-	-	-	-	-	-	-	-	-	0.00	0.00	0.00	-	0.01	-	-	-	-	3,100
3,150	-	-	-	-	-	-	-	0.00	0.00	0.00	-	1,976.00	-	-	-	-	-	-	-	-	-	-	0.00	0.00	0.00	-	0.01	-	-	-	-	3,150
3,200	-	-	-	-	-	-	-	0.00	0.00	0.00	-	1,927.00	-	-	-	-	-	-	-	-	-	-	0.00	0.00	0.00	-	0.01	-	-	-	-	3,200
3,250	-	-	-	-	-	-	-	0.00	0.00	0.00	-	1,877.00	-	-	-	-	-	-	-	-	-	-	0.00	0.00	0.00	-	0.01	-	-	-	-	3,250
3,300	-	-	-	-	-	-	-	0.00	0.00	0.00	-	1,827.00	-	-	-	-	-	-	-	-	-	-	0.00	0.00	0.00	-	0.01	-	-	-	-	3,300
3,350	-	-	-	-	-	-	-	0.00	0.00	0.00	-	1,777.00	-	-	-	-	-	-	-	-	-	-	0.00	0.00	0.00	-	0.01	-	-	-	-	3,350
3,400	-	-	-	-	-	-	-	0.00	0.00	0.00	-	1,727.00	-	-	-	-	-	-	-	-	-	-	0.00	0.00	0.00	-	0.01	-	-	-	-	3,400
3,450	-	-	-	-	-	-	-	0.00	0.00	0.00	-	1,677.00	-	-	-	-	-	-	-	-	-	-	0.00	0.00	0.00	-	0.01	-	-	-	-	3,450
3,500	-	-	-	-	-	-	-	0.00	0.00	0.00	-	1,627.00	-	-	-	-	-	-	-	-	-	-	0.00	0.00	0.00	-	0.01	-	-	-	-	3,500
3,550	-	-	-	-	-	-	-	0.00	0.00	0.00	-	1,577.00	-	-	-	-	-	-	-	-	-	-	0.00	0.00	0.00	-	0.01	-	-	-	-	3,550
3,600	-	-	-	-	-	-	-	0.00	0.00	0.00	-	1,528.00	-	-	-	-	-	-	-	-	-	-	0.00	0.00	0.00	-	0.01	-	-	-	-	3,600
3,650	-	-	-	-	-	-	-	0.00	0.00	0.00	-	1,478.00	-	-	-	-	-	-	-	-	-	-	0.00	0.00	0.00	-	0.01	-	-	-	-	3,650
3,700	-	-	-	-	-	-	-	0.00	0.00	0.00	-	1,428.00	-	-	-	-	-	-	-	-	-	-	0.00	0.00	0.00	-	0.01	-	-	-	-	3,700
3,750	-	-	-	-	-	-	-	0.00	0.00	0.00	-	1,378.00	-	-	-	-	-	-	-	-	-	-	0.00	0.00	0.00	-	0.01	-	-	-	-	3,750
3,800	-	-	-	-	-	-	-	0.00	0.00	0.00	-	1,328.00	-	-	-	-	-	-	-	-	-	-	0.00	0.00	0.00	-	0.01	-	-	-	-	3,800
3,850	-	-	-	-	-	-	-	0.00	0.00	0.00	-	1,278.00	-	-	-	-	-	-	-	-	-	-	0.00	0.00	0.00	-	0.02	-	-	-	-	3,850
3,900	-	-	-	-	-	-	-	0.00	0.00	0.00	-	1,228.00	-	-	-	-	-	-	-	-	-	-	0.00	0.00	0.00	-	0.01	-	-	-	-	3,900
3,950	0.00	0.00	0.00	-	1,180.00	-	-	0.00	0.00	0.00	-	1,178.00	-	-	-	-	-	-	-	-	-	-	0.00	0.00	0.00	-	0.01	-	-	-	-	3,950
4,000	0.00	0.00	0.00	-	1,130.00	-	-	0.00	0.00	0.00	-	1,128.00	-	-	-	-	-	-	-	-	-	-	0.00	0.00	0.00	-	0.01	-	-	-	-	4,000
4,100	0.00	0.00	0.00	-	1,031.00	-	-	0.00	0.00	0.00	-	1,029.00	-	-	-	-	-	-	-	-	-	-	0.00	0.00	0.00	-	0.02	-	-	-	-	4,100
4,200	0.00	0.00	0.00	-	931.00	-	-	0.00	0.00	0.00	-	929.00	-	-	-	-	-	-	-	-	-	-	0.00	0.00	0.00	-	0.09	-	-	-	-	4,200
4,300	0.00	0.00	0.00	-	831.00	-	-	0.00	0.00	0.00	-	830.00	-	-	-	-	-	-	-	-	-	-	0.00	0.00	0.00	-	0.32	-	-	-	-	4,300
4,400	0.00	0.00	0.00	-	731.00	-	-	0.00	0.00	0.00	-	730.00	-	-	-	-	10	-	-	-	-	-	0.00	0.00	0.00	-	0.98	-	-	-	-	4,400
4,450	0.00	0.00	0.00	-	681.00	-	-	0.00	0.00	0.00	-	681.00	-	-	-	-	-	-	-	-	-	-	0.00	0.00	0.00	-	1.60	-	-	-	-	4,450
4,500	0.00	0.00	0.00	-	631.00	-	40	0.00	0.00	0.00	-	632.00	-	-	-	40	-	-	-	-	-	-	0.00	0.00	0.00	-	2.60	-	-	-	-	4,500
4,550	0.00	0.00	0.00	-	581.00	-	-	0.00	0.00	0.00	-	584.00	-	-	-	-	-	-	-	-	-	-	0.00	0.00	0.00	-	4.10	-	-	-	-	4,550
4,600	0.00	0.00	0.00	-	531.00	-	30	0.00	0.00	0.00	-	536.00	-	-	-	120	-	-	-	-	-	-	0.00	0.00	0.00	-	6.20	-	-	-	-	4,600
4,650	0.00	0.00	0.00	-	481.00	-	-	0.00	0.00	0.00	-	489.00	-	-	-	-	-	-	-	-	-	-	0.00	0.00	0.00	-	9.20	-	-	-	-	4,650
4,700	0.00	0.00	0.00	-	431.00	-	120	0.00	0.00	0.00	-	444.00	-	-	-	85	-	-	-	-	-	-	0.00	0.00	0.00	-	13.25	-	-	-	-	4,700
4,750	0.00	0.00	0.00	-	381.00	-	-	0.00	0.00	0.00	-	399.00	-	-	-	-	-	-	-	-	-	-	0.00	0.00	0.00	-	18.75	-	15	-	-	4,750
4,800	0.00	0.00	0.00	-	331.00	-	43	0.00	0.00	0.00	-	356.00	-	-	-	114	-	-	-	-	-	-	0.00	0.00	0.00	-	26.00	-	75	-	-	4,800
4,850	0.00	0.00	0.00	-	282.00	-	-	0.00	0.00	0.00	-	316.00	-	-	-	80	-	-	-	-	-	-	0.00	0.00	0.00	-	35.00	-	30	-	-	4,850
4,900	300.00	300.00	300.00	300.00	300.00	5	119	0.00	0.00	0.00	-	277.00	-	-	-	179	-	-	-	-	-	-	0.00	0.00	0.00	-	46.25	-	129	-	-	4,900
4,950	0.00	0.00	0.00	-	188.00	-	60	0.00	0.00	0.00	-	241.00	-	-	-	1	-	-	-	-	-	-	0.00	0.00	0.00	-	60.00	-	30	-	-	4,950
5,000	0.00	0.00	0.00	-	145.00	-	60	0.00	0.00	0.00	-	208.00	-	-	-	85	-	-	-	-	-	-	60.00	60.00	56.50	56.50	56.50	8	54	-	-	5,000

FTSE/Athex Large Cap

(Trade Unit: 1 Index Point x 2€ - Exercise Style: European, Cash Settlement)

Exercise Price	Call Options														Put Options																		
	August 2025							September 2025							Other Months		August 2025							September 2025							Other Months		Exercise Price
	Open price	Price max	Price min	Last price	Closing price	Volume	Open Interest	Open price	Price max	Price min	Last price	Closing price	Volume	Open Interest	Volume	Open Interest	Open price	Price max	Price min	Last price	Closing price	Volume	Open Interest	Open price	Price max	Price min	Last price	Closing price	Volume	Open Interest	Volume	Open Interest	
5,050	0.00	0.00	0.00	-	107.00	-	6	0.00	0.00	0.00	-	177.00	-	105			0.00	0.00	0.00	-	25.75	-	93	0.00	0.00	0.00	-	96.00	-	30			
5,100	0.00	0.00	0.00	-	74.50	-	13	184.00	184.00	184.00	184.00	184.00	30	62			17.50	0.00	16.50	16.50	16.50	10	66	97.00	97.00	90.00	90.00	90.00	6	30			5,100
5,150	0.00	0.00	0.00	-	48.75	-	70	166.00	166.00	166.00	166.00	166.00	30	30			42.75	0.00	35.00	35.00	35.00	66	-	119.00	119.00	119.00	119.00	119.00	1	1			5,150
5,200	57.00	57.00	57.00	57.00	57.00	1	-	127.00	127.00	127.00	127.00	127.00	30	5			47.25	57.00	47.25	47.25	47.25	15	-	141.00	141.00	141.00	141.00	141.00	30	-			5,200
5,250	31.00	36.75	31.00	36.00	36.00	90	-	108.00	119.00	108.00	119.00	119.00	100	-			0.00	36.75	0.00	-	136.00	-	-	166.00	166.00	166.00	166.00	166.00	30	-			5,250
5,300	0.00	0.00	0.00	-	9.20	-	-	0.00	0.00	0.00	-	68.00	-	-			0.00	0.00	0.00	-	178.00	-	-	0.00	0.00	0.00	-	236.00	-	-			5,300
5,350	0.00	0.00	0.00	-	4.50	-	-	0.00	0.00	0.00	-	54.00	-	-			0.00	0.00	0.00	-	223.00	-	-	0.00	0.00	0.00	-	272.00	-	-			5,350
5,400	0.00	0.00	0.00	-	2.10	-	-	0.00	0.00	0.00	-	42.75	-	-			0.00	0.00	0.00	-	271.00	-	-	0.00	0.00	0.00	-	311.00	-	-			5,400
5,450	0.00	0.00	0.00	-	0.87	-	-	0.00	0.00	0.00	-	33.25	-	-			0.00	0.00	0.00	-	320.00	-	-	0.00	0.00	0.00	-	351.00	-	-			5,450
5,500	0.00	0.00	0.00	-	0.34	-	-	0.00	0.00	0.00	-	25.75	-	-			0.00	0.00	0.00	-	369.00	-	-	0.00	0.00	0.00	-	394.00	-	-			5,500
5,550	0.00	0.00	0.00	-	0.12	-	-	0.00	0.00	0.00	-	19.50	-	-			0.00	0.00	0.00	-	419.00	-	-	0.00	0.00	0.00	-	437.00	-	-			5,550
5,600	0.00	0.00	0.00	-	0.04	-	-	0.00	0.00	0.00	-	14.75	-	-			0.00	0.00	0.00	-	469.00	-	-	0.00	0.00	0.00	-	482.00	-	-			5,600
5,650	0.00	0.00	0.00	-	0.01	-	-	0.00	0.00	0.00	-	11.00	-	-			0.00	0.00	0.00	-	519.00	-	-	0.00	0.00	0.00	-	528.00	-	-			5,650
Totals:						96	561					190	360	0	0						91	873					75	394	0	0			
Number of Trades:						5						7		0							10						8		0				

ALPHA BANK (CR)

(Contract Size: 100 Securities, Exercise Style: American, Physical Delivery)

Call Options																Put Options															
Exercise Price	August 2025						September 2025						Other Months		August 2025						September 2025						Other Months		Exercise Price		
	Open price	Price max	Price min	Last price	Closing price	Volume	Open Interest	Open price	Price max	Price min	Last price	Closing price	Volume	Open Interest	Volume	Open Interest	Open price	Price max	Price min	Last price	Closing price	Volume	Open Interest	Open price	Price max	Price min	Last price	Closing price		Volume	Open Interest
2.000	0.000	0.000	0.000	1.49	-	-	0.000	0.000	0.000	1.49	-	-				0.000	0.000	0.000	0.001	-	-	0.000	0.000	0.000	0.001	-	-				0.020
2.200	0.000	0.000	0.000	1.29	-	-	0.000	0.000	0.000	1.30	-	-				0.000	0.000	0.000	0.001	-	-	0.000	0.000	0.000	0.001	-	-				0.022
2.300	0.000	0.000	0.000	1.19	-	-	0.000	0.000	0.000	1.20	-	-				0.000	0.000	0.000	0.001	-	-	0.000	0.000	0.000	0.001	-	-				0.023
2.400	0.000	0.000	0.000	1.09	-	-	0.000	0.000	0.000	1.10	-	-				0.000	0.000	0.000	0.001	-	-	0.000	0.000	0.000	0.001	-	-				0.024
2.500	0.000	0.000	0.000	0.991	-	-	0.000	0.000	0.000	0.996	-	-				0.000	0.000	0.000	0.001	-	-	0.000	0.000	0.000	0.002	-	-				0.025
2.600	0.000	0.000	0.000	0.891	-	-	0.000	0.000	0.000	0.897	-	-				0.000	0.000	0.000	0.001	-	-	0.000	0.000	0.000	0.001	-	-				0.026
2.700	0.000	0.000	0.000	0.791	-	-	0.000	0.000	0.000	0.799	-	-				0.000	0.000	0.000	0.001	-	-	0.000	0.000	0.000	0.002	-	-				0.027
2.800	0.000	0.000	0.000	0.691	-	-	0.000	0.000	0.000	0.701	-	-				0.000	0.000	0.000	0.001	-	-	0.000	0.000	0.000	0.005	-	-				0.028
2.900	0.000	0.000	0.000	0.591	-	-	0.000	0.000	0.000	0.607	-	-				0.000	0.000	0.000	0.001	-	-	0.000	0.000	0.000	0.010	-	-				0.029
3.000	0.000	0.000	0.000	0.491	-	-	0.000	0.000	0.000	0.516	-	-				0.000	0.000	0.000	0.005	-	-	0.000	0.000	0.000	0.018	-	-				0.030
3.100	0.000	0.000	0.000	0.392	-	-	0.000	0.000	0.000	0.430	-	-				0.000	0.000	0.000	0.001	-	-	0.000	0.000	0.000	0.032	-	-				0.031
3.200	0.000	0.000	0.000	0.293	-	-	0.000	0.000	0.000	0.351	-	-				0.000	0.000	0.000	0.002	-	-	0.000	0.000	0.000	0.053	-	-				0.032
3.300	0.000	0.000	0.000	0.200	-	-	0.000	0.000	0.000	0.280	-	-				0.000	0.000	0.000	0.008	-	-	0.000	0.000	0.000	0.082	-	-				0.033
3.400	0.000	0.000	0.000	0.119	-	-	0.000	0.000	0.000	0.218	-	-				0.000	0.000	0.000	0.027	-	-	0.000	0.000	0.000	0.120	-	-				0.034
3.500	0.000	0.000	0.000	0.060	-	-	0.000	0.000	0.000	0.166	-	-				0.000	0.000	0.000	0.069	-	-	0.000	0.000	0.000	0.168	-	-				0.035
3.600	0.000	0.000	0.000	0.025	-	-	0.000	0.000	0.000	0.123	-	-				0.000	0.000	0.000	0.133	-	-	0.000	0.000	0.000	0.225	-	-				0.036
3.700	0.000	0.000	0.000	0.008	-	-	0.000	0.000	0.000	0.090	-	-				0.000	0.000	0.000	0.217	-	-	0.000	0.000	0.000	0.292	-	-				0.037
3.800	0.000	0.000	0.000	0.002	-	-	0.000	0.000	0.000	0.064	-	-				0.000	0.000	0.000	0.311	-	-	0.000	0.000	0.000	0.366	-	-				0.038
3.900	0.000	0.000	0.000	0.001	-	-	0.000	0.000	0.000	0.044	-	-				0.000	0.000	0.000	0.410	-	-	0.000	0.000	0.000	0.446	-	-				0.039
4.000	0.000	0.000	0.000	0.001	-	-	0.000	0.000	0.000	0.029	-	-				0.000	0.000	0.000	0.510	-	-	0.000	0.000	0.000	0.532	-	-				0.040
4.250	0.000	0.000	0.000	0.001	-	-	0.000	0.000	0.000	0.010	-	-				0.000	0.000	0.000	0.760	-	-	0.000	0.000	0.000	0.765	-	-				0.043
4.400	0.000	0.000	0.000	0.001	-	-	0.000	0.000	0.000	0.005	-	-				0.000	0.000	0.000	0.910	-	-	0.000	0.000	0.000	0.911	-	-				0.044
4.500	0.000	0.000	0.000	0.001	-	-	0.000	0.000	0.000	0.003	-	-				0.000	0.000	0.000	1.01	-	-	0.000	0.000	0.000	1.01	-	-				0.045
4.750	0.000	0.000	0.000	0.001	-	-	0.000	0.000	0.000	0.001	-	-				0.000	0.000	0.000	1.26	-	-	0.000	0.000	0.000	1.26	-	-				0.048
4.800	0.000	0.000	0.000	0.001	-	-	0.000	0.000	0.000	0.001	-	-				0.000	0.000	0.000	1.31	-	-	0.000	0.000	0.000	1.31	-	-				0.048
5.000	0.000	0.000	0.000	0.001	-	-	0.000	0.000	0.000	0.001	-	-				0.000	0.000	0.000	1.51	-	-	0.000	0.000	0.000	1.51	-	-				0.050
5.250	0.000	0.000	0.000	0.001	-	-	0.000	0.000	0.000	0.001	-	-				0.000	0.000	0.000	1.76	-	-	0.000	0.000	0.000	1.76	-	-				0.053
Totals:						0	0					0	0		0	0						0	0					0	0		0
Number of Trades:						0						0		0		0.00						0						0		0	

NATIONAL BANK (CR)

(Contract Size: 100 Securities, Exercise Style: American, Physical Delivery)

Call Options																	Put Options																
August 2025							September 2025							Other Months			August 2025						September 2025					Other Months			Exercise Price		
Exercise Price	Open price	Price max	Price min	Last price	Closing price	Volume	Open Interest	Open price	Price max	Price min	Last price	Closing price	Volume	Open Interest	Volume	Open Interest	Open price	Price max	Price min	Last price	Closing price	Volume	Open Interest	Open price	Price max	Price min	Last price	Closing price	Volume	Open Interest		Volume	Open Interest
4.800						-	-	0.000	0.000	0.000		8.13	-	-			-	-	0.000	0.000	0.000		0.001	-	-							0.048	
5.200						-	-	0.000	0.000	0.000		7.73	-	-			-	-	0.000	0.000	0.000		0.001	-	-							0.052	
5.600						-	-	0.000	0.000	0.000		7.33	-	-			-	-	0.000	0.000	0.000		0.001	-	-							0.056	
6.000						-	-	0.000	0.000	0.000		6.93	-	-			-	-	0.000	0.000	0.000		0.001	-	-							0.060	
6.400						-	-	0.000	0.000	0.000		6.54	-	-			-	-	0.000	0.000	0.000		0.001	-	-							0.064	
6.800						-	-	0.000	0.000	0.000		6.14	-	-			-	-	0.000	0.000	0.000		0.001	-	-							0.068	
7.200						-	-	0.000	0.000	0.000		5.74	-	-			-	-	0.000	0.000	0.000		0.001	-	-							0.072	
7.600						-	-	0.000	0.000	0.000		5.34	-	-			-	-	0.000	0.000	0.000		0.001	-	-							0.076	
8.000	0.000	0.000	0.000		4.92	-	-	0.000	0.000	0.000		4.94	-	-			0.000	0.000	0.000		0.001	-	-	0.000	0.000	0.000		0.002	-	-			0.080
8.400	0.000	0.000	0.000		4.52	-	-	0.000	0.000	0.000		4.54	-	-			0.000	0.000	0.000		0.001	-	-	0.000	0.000	0.000		0.001	-	-			0.084
8.500	0.000	0.000	0.000		4.42	-	-	0.000	0.000	0.000		4.44	-	-			0.000	0.000	0.000		0.001	-	-	0.000	0.000	0.000		0.001	-	-			0.085
8.750	0.000	0.000	0.000		4.17	-	-	0.000	0.000	0.000		4.19	-	-			0.000	0.000	0.000		0.001	-	-	0.000	0.000	0.000		0.001	-	-			0.088
8.800	0.000	0.000	0.000		4.12	-	-	0.000	0.000	0.000		4.14	-	-			0.000	0.000	0.000		0.001	-	-	0.000	0.000	0.000		0.001	-	-			0.088
9.000	0.000	0.000	0.000		3.92	-	-	0.000	0.000	0.000		3.94	-	-			0.000	0.000	0.000		0.001	-	-	0.000	0.000	0.000		0.001	-	-			0.090
9.200	0.000	0.000	0.000		3.72	-	-	0.000	0.000	0.000		3.74	-	-			0.000	0.000	0.000		0.001	-	-	0.000	0.000	0.000		0.002	-	-			0.092
9.250	0.000	0.000	0.000		3.67	-	-	0.000	0.000	0.000		3.69	-	-			0.000	0.000	0.000		0.001	-	-	0.000	0.000	0.000		0.003	-	-			0.093
9.500	0.000	0.000	0.000		3.42	-	-	0.000	0.000	0.000		3.44	-	-			0.000	0.000	0.000		0.001	-	-	0.000	0.000	0.000		0.001	-	-			0.095
9.600	0.000	0.000	0.000		3.32	-	-	0.000	0.000	0.000		3.34	-	-			0.000	0.000	0.000		0.001	-	-	0.000	0.000	0.000		0.001	-	-			0.096
9.750	0.000	0.000	0.000		3.17	-	-	0.000	0.000	0.000		3.19	-	-			0.000	0.000	0.000		0.001	-	-	0.000	0.000	0.000		0.001	-	-			0.098
10.000	0.000	0.000	0.000		2.92	-	-	0.000	0.000	0.000		2.95	-	-			0.000	0.000	0.000		0.001	-	-	0.000	0.000	0.000		0.003	-	-			0.100
10.500	0.000	0.000	0.000		2.42	-	-	0.000	0.000	0.000		2.46	-	-			0.000	0.000	0.000		0.001	-	-	0.000	0.000	0.000		0.010	-	-			0.105
11.000	0.000	0.000	0.000		1.92	-	-	0.000	0.000	0.000		1.98	-	-			0.000	0.000	0.000		0.010	-	-	0.000	0.000	0.000		0.032	-	-			0.110
11.500	0.000	0.000	0.000		1.43	-	-	0.000	0.000	0.000		1.53	-	-			0.000	0.000	0.000		0.001	-	-	0.000	0.000	0.000		0.081	-	-			0.115
12.000	0.000	0.000	0.000		0.937	-	16	0.000	0.000	0.000		1.13	-	-			0.000	0.000	0.000		0.011	-	2	0.140	0.140	0.125	0.125	0.125	70	80			0.120
12.500	0.000	0.000	0.000		0.502	-	-	0.000	0.000	0.000		0.786	-	-			0.000	0.000	0.000		0.077	-	-	0.000	0.000	0.000		0.336	-	-			0.125
13.000	0.252	0.252	0.214	0.214	0.214	30	-	0.000	0.000	0.000		0.518	-	-			0.000	0.000	0.000		0.273	-	-	0.000	0.000	0.000		0.569	-	-			0.130
13.500	0.000	0.000	0.000		0.053	-	-	0.000	0.000	0.000		0.323	-	45			0.000	0.000	0.000		0.629	-	-	0.000	0.000	0.000		0.874	-	-			0.135
14.000	0.000	0.000	0.000		0.009	-	-	0.000	0.000	0.000		0.188	-	-			0.000	0.000	0.000		1.09	-	-	0.000	0.000	0.000		1.24	-	-			0.140
14.500	0.000	0.000	0.000		0.001	-	-	0.000	0.000	0.000		0.102	-	-			0.000	0.000	0.000		1.58	-	-	0.000	0.000	0.000		1.66	-	-			0.145
15.000	0.000	0.000	0.000		0.002	-	-	0.000	0.000	0.000		0.052	-	-			0.000	0.000	0.000		2.08	-	-	0.000	0.000	0.000		2.11	-	-			0.150
15.500	0.000	0.000	0.000		0.001	-	-	0.000	0.000	0.000		0.025	-	-			0.000	0.000	0.000		2.58	-	-	0.000	0.000	0.000		2.59	-	-			0.155
16.000	0.000	0.000	0.000		0.001	-	-	0.000	0.000	0.000		0.012	-	-			0.000	0.000	0.000		3.08	-	-	0.000	0.000	0.000		3.08	-	-			0.160
16.500	0.000	0.000	0.000		0.001	-	-	0.000	0.000	0.000		0.005	-	-			0.000	0.000	0.000		3.58	-	-	0.000	0.000	0.000		3.58	-	-			0.165
17.000	0.000	0.000	0.000		0.001	-	-	0.000	0.000	0.000		0.002	-	-			0.000	0.000	0.000		4.08	-	-	0.000	0.000	0.000		4.08	-	-			0.170
17.500	0.000	0.000	0.000		0.001	-	-	0.000	0.000	0.000		0.001	-	-			0.000	0.000	0.000		4.58	-	-	0.000	0.000	0.000		4.58	-	-			0.175
18.000	0.000	0.000	0.000		0.001	-	-	0.000	0.000	0.000		0.001	-	-			0.000	0.000	0.000		5.08	-	-	0.000	0.000	0.000		5.08	-	-			0.180

NATIONAL BANK (CR)

(Contract Size: 100 Securities, Exercise Style: American, Physical Delivery)

	Call Options														Put Options																					
	August 2025						September 2025						Other Months		August 2025						September 2025						Other Months									
Exercise Price	Open price	Price max	Price min	Last price	Closing price	Volume	Open Interest	Open price	Price max	Price min	Last price	Closing price	Volume	Open Interest	Volume	Open Interest	Open price	Price max	Price min	Last price	Closing price	Volume	Open Interest	Open price	Price max	Price min	Last price	Closing price	Volume	Open Interest	Volume	Open Interest	Exercise Price			
Totals:						30	16							0	45	0	0							30	2							70	95	0	0	
Number of Trades:							2							0		0	0							0.00								2		0		

OPAP (CR)

(Contract Size: 100 Securities, Exercise Style: American, Physical Delivery)

Call Options																Put Options																	
August 2025								September 2025								Other Months		August 2025								September 2025				Other Months		Exercise Price	
Open price	Price max	Price min	Last price	Closing price	Volume	Open Interest		Open price	Price max	Price min	Last price	Closing price	Volume	Open Interest	Volume	Open Interest	Open price	Price max	Price min	Last price	Closing price	Volume	Open Interest	Open price	Price max	Price min	Last price	Closing price	Volume	Open Interest	Volume		Open Interest
10.000					-	-		0.000	0.000	0.000		10.02	-	-										0.000	0.000	0.000		0.001	-	-			0.100
11.000					-	-		0.000	0.000	0.000		9.03	-	-										0.000	0.000	0.000		0.001	-	-			0.110
12.000					-	-		0.000	0.000	0.000		8.03	-	-										0.000	0.000	0.000		0.001	-	-			0.120
13.000					-	-		0.000	0.000	0.000		7.03	-	-										0.000	0.000	0.000		0.001	-	-			0.130
14.000	0.000	0.000	0.000		6.01	-	-	0.000	0.000	0.000		6.03	-	-			0.000	0.000	0.000		0.001	-	-	0.000	0.000	0.000		0.001	-	-			0.140
14.500	0.000	0.000	0.000		5.51	-	-	0.000	0.000	0.000		5.54	-	-			0.000	0.000	0.000		0.001	-	-	0.000	0.000	0.000		0.001	-	-			0.145
15.000	0.000	0.000	0.000		5.01	-	-	0.000	0.000	0.000		5.04	-	-			0.000	0.000	0.000		0.001	-	-	0.000	0.000	0.000		0.001	-	-			0.150
15.500	0.000	0.000	0.000		4.51	-	-	0.000	0.000	0.000		4.54	-	-			0.000	0.000	0.000		0.001	-	-	0.000	0.000	0.000		0.001	-	-			0.155
16.000	0.000	0.000	0.000		4.01	-	-	0.000	0.000	0.000		4.04	-	-			0.000	0.000	0.000		0.001	-	-	0.000	0.000	0.000		0.001	-	-			0.160
16.500	0.000	0.000	0.000		3.51	-	-	0.000	0.000	0.000		3.54	-	-			0.000	0.000	0.000		0.001	-	-	0.000	0.000	0.000		0.002	-	-			0.165
17.000	0.000	0.000	0.000		3.01	-	-	0.000	0.000	0.000		3.05	-	-			0.000	0.000	0.000		0.001	-	-	0.000	0.000	0.000		0.007	-	-			0.170
17.500	0.000	0.000	0.000		2.51	-	-	0.000	0.000	0.000		2.56	-	-			0.000	0.000	0.000		0.001	-	-	0.000	0.000	0.000		0.020	-	-			0.175
18.000	0.000	0.000	0.000		2.01	-	-	0.000	0.000	0.000		2.09	-	-			0.000	0.000	0.000		0.001	-	20	0.000	0.000	0.000		0.050	-	-			0.180
18.500	0.000	0.000	0.000		1.51	-	-	0.000	0.000	0.000		1.65	-	-			0.000	0.000	0.000		0.001	-	-	0.000	0.000	0.000		0.110	-	-			0.185
19.000	0.000	0.000	0.000		1.02	-	-	0.000	0.000	0.000		1.26	-	-			0.000	0.000	0.000		0.012	-	121	0.203	0.203	0.203	0.203	0.203	15	45			0.190
19.500	0.000	0.000	0.000		0.578	-	-	0.000	0.000	0.000		0.911	-	-			0.000	0.000	0.000		0.069	-	45	0.000	0.000	0.000		0.365	-	-			0.195
20.000	0.000	0.000	0.000		0.251	-	21	0.000	0.000	0.000		0.626	-	35			0.000	0.000	0.000		0.242	-	1	0.000	0.000	0.000		0.581	-	-			0.200
21.000	0.000	0.000	0.000		0.016	-	-	0.000	0.000	0.000		0.258	-	-			0.000	0.000	0.000		1.01	-	-	0.000	0.000	0.000		1.22	-	-			0.210
22.000	0.000	0.000	0.000		0.001	-	-	0.000	0.000	0.000		0.085	-	-			0.000	0.000	0.000		2.00	-	-	0.000	0.000	0.000		2.05	-	-			0.220
23.000	0.000	0.000	0.000		0.001	-	-	0.000	0.000	0.000		0.022	-	-			0.000	0.000	0.000		3.00	-	-	0.000	0.000	0.000		3.00	-	-			0.230
24.000	0.000	0.000	0.000		0.001	-	-	0.000	0.000	0.000		0.005	-	-			0.000	0.000	0.000		4.00	-	-	0.000	0.000	0.000		4.00	-	-			0.240
25.000	0.000	0.000	0.000		0.001	-	-	0.000	0.000	0.000		0.001	-	-			0.000	0.000	0.000		5.00	-	-	0.000	0.000	0.000		5.00	-	-			0.250
26.000	0.000	0.000	0.000		0.001	-	-	0.000	0.000	0.000		0.001	-	-			0.000	0.000	0.000		6.00	-	-	0.000	0.000	0.000		6.00	-	-			0.260
27.000	0.000	0.000	0.000		0.001	-	-	0.000	0.000	0.000		0.001	-	-			0.000	0.000	0.000		7.00	-	-	0.000	0.000	0.000		7.00	-	-			0.270
28.000	0.000	0.000	0.000		0.001	-	-	0.000	0.000	0.000		0.001	-	-			0.000	0.000	0.000		8.00	-	-	0.000	0.000	0.000		8.00	-	-			0.280
29.000	0.000	0.000	0.000		0.001	-	-	0.000	0.000	0.000		0.001	-	-			0.000	0.000	0.000		9.00	-	-	0.000	0.000	0.000		9.00	-	-			0.290
30.000	0.000	0.000	0.000		0.001	-	-	0.000	0.000	0.000		0.001	-	-			0.000	0.000	0.000		10.00	-	-	0.000	0.000	0.000		10.00	-	-			0.300
Totals:					0	21						0	35		0	0							0	187						15	95	0	0
Number of Trades:					0							0			0								0.00						1		0		

OTE (CR)

(Contract Size: 100 Securities, Exercise Style: American, Physical Delivery)

Exercise Price	Call Options														Put Options																		
	August 2025							September 2025							Other Months		August 2025							September 2025							Other Months		Exercise Price
	Open price	Price max	Price min	Last price	Closing price	Volume	Open Interest	Open price	Price max	Price min	Last price	Closing price	Volume	Open Interest	Volume	Open Interest	Open price	Price max	Price min	Last price	Closing price	Volume	Open Interest	Open price	Price max	Price min	Last price	Closing price	Volume	Open Interest	Volume	Open Interest	
9.600						-	-	0.000	0.000	0.000		6.30	-	-																			
10.000	0.000	0.000	0.000		5.88	-	-	0.000	0.000	0.000		5.90	-	-			0.000	0.000	0.000		0.001	-	-	0.000	0.000	0.000		0.002	-	-		0.100	
10.500	0.000	0.000	0.000		5.38	-	-	0.000	0.000	0.000		5.41	-	-			0.000	0.000	0.000		0.001	-	-	0.000	0.000	0.000		0.001	-	-		0.105	
11.000	0.000	0.000	0.000		4.88	-	-	0.000	0.000	0.000		4.91	-	-			0.000	0.000	0.000		0.001	-	-	0.000	0.000	0.000		0.001	-	-		0.110	
11.500	0.000	0.000	0.000		4.39	-	-	0.000	0.000	0.000		4.41	-	-			0.000	0.000	0.000		0.001	-	-	0.000	0.000	0.000		0.001	-	-		0.115	
12.000	0.000	0.000	0.000		3.89	-	-	0.000	0.000	0.000		3.91	-	-			0.000	0.000	0.000		0.001	-	-	0.000	0.000	0.000		0.001	-	-		0.120	
12.500	0.000	0.000	0.000		3.39	-	-	0.000	0.000	0.000		3.41	-	-			0.000	0.000	0.000		0.001	-	-	0.000	0.000	0.000		0.001	-	-		0.125	
13.000	0.000	0.000	0.000		2.89	-	-	0.000	0.000	0.000		2.91	-	-			0.000	0.000	0.000		0.001	-	-	0.000	0.000	0.000		0.002	-	-		0.130	
13.500	0.000	0.000	0.000		2.39	-	-	0.000	0.000	0.000		2.42	-	-			0.000	0.000	0.000		0.001	-	-	0.000	0.000	0.000		0.009	-	-		0.135	
14.000	0.000	0.000	0.000		1.89	-	-	0.000	0.000	0.000		1.94	-	-			0.000	0.000	0.000		0.002	-	-	0.000	0.000	0.000		0.030	-	-		0.140	
14.500	0.000	0.000	0.000		1.39	-	-	0.000	0.000	0.000		1.49	-	-			0.000	0.000	0.000		0.001	-	-	0.000	0.000	0.000		0.077	-	-		0.145	
15.000	0.000	0.000	0.000		0.896	-	-	0.000	0.000	0.000		1.09	-	-			0.000	0.000	0.000		0.010	-	20	0.000	0.000	0.000		0.174	-	-		0.150	
15.500	0.000	0.000	0.000		0.461	-	-	0.000	0.000	0.000		0.745	-	-			0.000	0.000	0.000		0.074	-	-	0.000	0.000	0.000		0.328	-	-		0.155	
16.000	0.000	0.000	0.000		0.165	-	-	0.000	0.000	0.000		0.481	-	-			0.000	0.000	0.000		0.278	-	-	0.000	0.000	0.000		0.565	-	-		0.160	
16.500	0.000	0.000	0.000		0.036	-	-	0.000	0.000	0.000		0.289	-	-			0.000	0.000	0.000		0.651	-	-	0.000	0.000	0.000		0.874	-	-		0.165	
17.000	0.000	0.000	0.000		0.005	-	-	0.000	0.000	0.000		0.158	-	-			0.000	0.000	0.000		1.12	-	-	0.000	0.000	0.000		1.25	-	-		0.170	
17.500	0.000	0.000	0.000		0.002	-	-	0.000	0.000	0.000		0.082	-	-			0.000	0.000	0.000		1.62	-	-	0.000	0.000	0.000		1.67	-	-		0.175	
18.000	0.000	0.000	0.000		0.001	-	-	0.000	0.000	0.000		0.040	-	-			0.000	0.000	0.000		2.12	-	-	0.000	0.000	0.000		2.14	-	-		0.180	
18.500	0.000	0.000	0.000		0.001	-	-	0.000	0.000	0.000		0.018	-	-			0.000	0.000	0.000		2.62	-	-	0.000	0.000	0.000		2.62	-	-		0.185	
19.000	0.000	0.000	0.000		0.001	-	-	0.000	0.000	0.000		0.007	-	-			0.000	0.000	0.000		3.12	-	-	0.000	0.000	0.000		3.12	-	-		0.190	
19.500	0.000	0.000	0.000		0.001	-	-	0.000	0.000	0.000		0.003	-	-			0.000	0.000	0.000		3.62	-	-	0.000	0.000	0.000		3.62	-	-		0.195	
20.000	0.000	0.000	0.000		0.001	-	-	0.000	0.000	0.000		0.001	-	-			0.000	0.000	0.000		4.12	-	-	0.000	0.000	0.000		4.12	-	-		0.200	
21.000	0.000	0.000	0.000		0.001	-	-	0.000	0.000	0.000		0.001	-	-			0.000	0.000	0.000		5.12	-	-	0.000	0.000	0.000		5.12	-	-		0.210	
22.000	0.000	0.000	0.000		0.001	-	-	0.000	0.000	0.000		0.002	-	-			0.000	0.000	0.000		6.12	-	-	0.000	0.000	0.000		6.12	-	-		0.220	
24.000	0.000	0.000	0.000		0.001	-	-	0.000	0.000	0.000		0.001	-	-			0.000	0.000	0.000		8.12	-	-	0.000	0.000	0.000		8.12	-	-		0.240	
26.000	0.000	0.000	0.000		0.001	-	-	0.000	0.000	0.000		0.001	-	-			0.000	0.000	0.000		10.12	-	-	0.000	0.000	0.000		10.12	-	-		0.260	
Totals:						0	0					0	0	0	0						0	20					0	20	0	0			
Number of Trades:						0						0		0							0.00						0		0				

PIRAEUS FINANCIAL HOLD (CR)

(Contract Size: 100 Securities, Exercise Style: American, Physical Delivery)

Call Options																	Put Options																	
August 2025							September 2025							Other Months			August 2025							September 2025							Other Months			
Exercise Price	Open price	Price max	Price min	Last price	Closing price	Volume	Open Interest	Open price	Price max	Price min	Last price	Closing price	Volume	Open Interest	Volume	Open Interest	Open price	Price max	Price min	Last price	Closing price	Volume	Open Interest	Open price	Price max	Price min	Last price	Closing price	Volume	Open Interest	Volume	Open Interest	Exercise Price	
2.400						-	-	0.000	0.000	0.000		4.62	-	-																				0.024
2.600						-	-	0.000	0.000	0.000		4.42	-	-																				0.026
2.800						-	-	0.000	0.000	0.000		4.22	-	-																				0.028
3.000						-	-	0.000	0.000	0.000		4.02	-	-																				0.030
3.200						-	-	0.000	0.000	0.000		3.82	-	-																				0.032
3.400						-	-	0.000	0.000	0.000		3.62	-	-																				0.034
3.600	0.000	0.000	0.000		3.41	-	-	0.000	0.000	0.000		3.42	-	-			0.000	0.000	0.000		0.001	-	-		0.000	0.000	0.000		0.001	-	-			0.036
3.800	0.000	0.000	0.000		3.21	-	-	0.000	0.000	0.000		3.22	-	-			0.000	0.000	0.000		0.001	-	-		0.000	0.000	0.000		0.001	-	-			0.038
4.000	0.000	0.000	0.000		3.01	-	-	0.000	0.000	0.000		3.02	-	-			0.000	0.000	0.000		0.001	-	-		0.000	0.000	0.000		0.001	-	-			0.040
4.250	0.000	0.000	0.000		2.76	-	-	0.000	0.000	0.000		2.77	-	-			0.000	0.000	0.000		0.001	-	-		0.000	0.000	0.000		0.001	-	-			0.043
4.400	0.000	0.000	0.000		2.61	-	-	0.000	0.000	0.000		2.62	-	-			0.000	0.000	0.000		0.001	-	-		0.000	0.000	0.000		0.001	-	-			0.044
4.500	0.000	0.000	0.000		2.51	-	-	0.000	0.000	0.000		2.52	-	-			0.000	0.000	0.000		0.001	-	-		0.000	0.000	0.000		0.001	-	-			0.045
4.750	0.000	0.000	0.000		2.26	-	-	0.000	0.000	0.000		2.27	-	-			0.000	0.000	0.000		0.001	-	-		0.000	0.000	0.000		0.001	-	-			0.048
4.800	0.000	0.000	0.000		2.21	-	-	0.000	0.000	0.000		2.22	-	-			0.000	0.000	0.000		0.001	-	-		0.000	0.000	0.000		0.001	-	-			0.048
5.000	0.000	0.000	0.000		2.01	-	-	0.000	0.000	0.000		2.02	-	-			0.000	0.000	0.000		0.001	-	-		0.000	0.000	0.000		0.001	-	-			0.050
5.200	0.000	0.000	0.000		1.81	-	-	0.000	0.000	0.000		1.82	-	-			0.000	0.000	0.000		0.001	-	-		0.000	0.000	0.000		0.001	-	-			0.052
5.250	0.000	0.000	0.000		1.76	-	-	0.000	0.000	0.000		1.77	-	-			0.000	0.000	0.000		0.001	-	-		0.000	0.000	0.000		0.001	-	-			0.053
5.500	0.000	0.000	0.000		1.51	-	-	0.000	0.000	0.000		1.53	-	-			0.000	0.000	0.000		0.001	-	-		0.000	0.000	0.000		0.003	-	-			0.055
5.600	0.000	0.000	0.000		1.41	-	-	0.000	0.000	0.000		1.43	-	-			0.000	0.000	0.000		0.001	-	-		0.000	0.000	0.000		0.005	-	-			0.056
5.750	0.000	0.000	0.000		1.26	-	-	0.000	0.000	0.000		1.28	-	-			0.000	0.000	0.000		0.002	-	-		0.000	0.000	0.000		0.010	-	-			0.058
6.000	0.000	0.000	0.000		1.01	-	-	0.000	0.000	0.000		1.05	-	-			0.000	0.000	0.000		0.001	-	-		0.000	0.000	0.000		0.025	-	-			0.060
6.250	0.000	0.000	0.000		0.763	-	-	0.000	0.000	0.000		0.832	-	-			0.000	0.000	0.000		0.002	-	-		0.000	0.000	0.000		0.057	-	-			0.063
6.400	0.000	0.000	0.000		0.615	-	-	0.000	0.000	0.000		0.709	-	-			0.000	0.000	0.000		0.002	-	-		0.000	0.000	0.000		0.084	-	-			0.064
6.500	0.000	0.000	0.000		0.518	-	-	0.000	0.000	0.000		0.635	-	-			0.000	0.000	0.000		0.006	-	-		0.000	0.000	0.000		0.109	-	-			0.065
6.750	0.000	0.000	0.000		0.297	-	-	0.000	0.000	0.000		0.464	-	-			0.000	0.000	0.000		0.034	-	-		0.000	0.000	0.000		0.188	-	-			0.068
6.800	0.000	0.000	0.000		0.259	-	-	0.000	0.000	0.000		0.433	-	-			0.000	0.000	0.000		0.046	-	-		0.000	0.000	0.000		0.207	-	-			0.068
7.000	0.000	0.000	0.000		0.133	-	-	0.000	0.000	0.000		0.324	-	-			0.000	0.000	0.000		0.120	-	-		0.000	0.000	0.000		0.298	-	-			0.070
7.200	0.000	0.000	0.000		0.055	-	-	0.000	0.000	0.000		0.237	-	-			0.000	0.000	0.000		0.243	-	-		0.000	0.000	0.000		0.411	-	-			0.072
7.250	0.000	0.000	0.000		0.043	-	-	0.000	0.000	0.000		0.218	-	-			0.000	0.000	0.000		0.281	-	-		0.000	0.000	0.000		0.442	-	-			0.073
7.500	0.000	0.000	0.000		0.010	-	-	0.000	0.000	0.000		0.140	-	-			0.000	0.000	0.000		0.498	-	-		0.000	0.000	0.000		0.615	-	-			0.075
7.600	0.000	0.000	0.000		0.005	-	-	0.000	0.000	0.000		0.117	-	-			0.000	0.000	0.000		0.593	-	-		0.000	0.000	0.000		0.692	-	-			0.076
7.750	0.000	0.000	0.000		0.001	-	-	0.000	0.000	0.000		0.086	-	-			0.000	0.000	0.000		0.740	-	-		0.000	0.000	0.000		0.811	-	-			0.078
8.000	0.000	0.000	0.000		0.001	-	-	0.000	0.000	0.000		0.050	-	-			0.000	0.000	0.000		0.990	-	-		0.000	0.000	0.000		1.03	-	-			0.080
8.250	0.000	0.000	0.000		0.001	-	-	0.000	0.000	0.000		0.028	-	-			0.000	0.000	0.000		1.24	-	-		0.000	0.000	0.000		1.26	-	-			0.083
8.400	0.000	0.000	0.000		0.001	-	-	0.000	0.000	0.000		0.020	-	-			0.000	0.000	0.000		1.39	-	-		0.000	0.000	0.000		1.40	-	-			0.084
8.500	0.000	0.000	0.000		0.001	-	-	0.000	0.000	0.000		0.015	-	-			0.000	0.000	0.000		1.49	-	-		0.000	0.000	0.000		1.50	-	-			0.085

PIRAEUS FINANCIAL HOLD (CR)

(Contract Size: 100 Securities, Exercise Style: American, Physical Delivery)

Call Options																Put Options																	
August 2025							September 2025							Other Months		August 2025						September 2025						Other Months		Exercise Price			
Exercise Price	Open price	Price max	Price min	Last price	Closing price	Volume	Open Interest	Open price	Price max	Price min	Last price	Closing price	Volume	Open Interest	Volume	Open Interest	Open price	Price max	Price min	Last price	Closing price	Volume	Open Interest	Open price	Price max	Price min	Last price	Closing price	Volume		Open Interest	Volume	Open Interest
8.750	0.000	0.000	0.000		0.001	-	-	0.000	0.000	0.000		0.008	-	-			0.000	0.000	0.000		1.74	-	-	0.000	0.000	0.000		1.74	-	-			0.088
8.800	0.000	0.000	0.000		0.001	-	-	0.000	0.000	0.000		0.007	-	-			0.000	0.000	0.000		1.79	-	-	0.000	0.000	0.000		1.79	-	-			0.088
9.000	0.000	0.000	0.000		0.001	-	-	0.000	0.000	0.000		0.004	-	-			0.000	0.000	0.000		1.99	-	-	0.000	0.000	0.000		1.99	-	-			0.090
9.250	0.000	0.000	0.000		0.001	-	-	0.000	0.000	0.000		0.002	-	-			0.000	0.000	0.000		2.24	-	-	0.000	0.000	0.000		2.24	-	-			0.093
9.500	0.000	0.000	0.000		0.001	-	-	0.000	0.000	0.000		0.001	-	-			0.000	0.000	0.000		2.49	-	-	0.000	0.000	0.000		2.49	-	-			0.095
Totals:						0	0							0	0	0	0							0	0	0	0						
Number of Trades:						0							0	0							0.00							0	0				

PPC (CR)

(Contract Size: 100 Securities, Exercise Style: American, Physical Delivery)

Call Options																	Put Options																	
August 2025							September 2025							Other Months			August 2025							September 2025							Other Months			Exercise Price
Open price	Price max	Price min	Last price	Closing price	Volume	Open Interest	Open price	Price max	Price min	Last price	Closing price	Volume	Open Interest	Volume	Open Interest	Open price	Price max	Price min	Last price	Closing price	Volume	Open Interest	Open price	Price max	Price min	Last price	Closing price	Volume	Open Interest	Volume	Open Interest			
8.400					-	-	0.000	0.000	0.000		6.01	-	-								-	-	0.000	0.000	0.000		0.001	-	-			0.084		
8.800					-	-	0.000	0.000	0.000		5.61	-	-								-	-	0.000	0.000	0.000		0.001	-	-			0.088		
9.200	0.000	0.000	0.000		5.19	-	-	0.000	0.000	0.000		5.21	-	-		0.000	0.000	0.000		0.001	-	-	0.000	0.000	0.000		0.001	-	-			0.092		
9.500	0.000	0.000	0.000		4.89	-	-	0.000	0.000	0.000		4.91	-	-		0.000	0.000	0.000		0.001	-	-	0.000	0.000	0.000		0.001	-	-			0.095		
9.600	0.000	0.000	0.000		4.79	-	-	0.000	0.000	0.000		4.81	-	-		0.000	0.000	0.000		0.001	-	-	0.000	0.000	0.000		0.001	-	-			0.096		
9.750	0.000	0.000	0.000		4.64	-	-	0.000	0.000	0.000		4.66	-	-		0.000	0.000	0.000		0.001	-	-	0.000	0.000	0.000		0.001	-	-			0.098		
10.000	0.000	0.000	0.000		4.39	-	-	0.000	0.000	0.000		4.41	-	-		0.000	0.000	0.000		0.003	-	-	0.000	0.000	0.000		0.001	-	-			0.100		
10.500	0.000	0.000	0.000		3.89	-	-	0.000	0.000	0.000		3.92	-	-		0.000	0.000	0.000		0.001	-	-	0.000	0.000	0.000		0.001	-	-			0.105		
11.000	0.000	0.000	0.000		3.39	-	-	0.000	0.000	0.000		3.42	-	-		0.000	0.000	0.000		0.001	-	-	0.000	0.000	0.000		0.001	-	-			0.110		
11.500	0.000	0.000	0.000		2.90	-	-	0.000	0.000	0.000		2.92	-	-		0.000	0.000	0.000		0.001	-	-	0.000	0.000	0.000		0.001	-	-			0.115		
12.000	0.000	0.000	0.000		2.40	-	-	0.000	0.000	0.000		2.42	-	-		0.000	0.000	0.000		0.001	-	-	0.000	0.000	0.000		0.004	-	-			0.120		
12.500	0.000	0.000	0.000		1.90	-	-	0.000	0.000	0.000		1.94	-	-		0.000	0.000	0.000		0.001	-	-	0.000	0.000	0.000		0.017	-	-			0.125		
13.000	0.000	0.000	0.000		1.40	-	-	0.000	0.000	0.000		1.48	-	-		0.000	0.000	0.000		0.001	-	-	0.000	0.000	0.000		0.054	-	-			0.130		
13.500	0.000	0.000	0.000		0.902	-	-	0.000	0.000	0.000		1.06	-	-		0.000	0.000	0.000		0.006	-	-	0.000	0.000	0.000		0.134	-	-			0.135		
14.000	0.000	0.000	0.000		0.453	-	15	0.000	0.000	0.000		0.703	-	-		0.000	0.000	0.000		0.057	-	78	0.000	0.000	0.000		0.280	-	-			0.140		
14.500	0.000	0.000	0.000		0.150	-	-	0.000	0.000	0.000		0.434	-	15		0.000	0.000	0.000		0.254	-	-	0.000	0.000	0.000		0.511	-	-			0.145		
15.000	0.000	0.000	0.000		0.028	-	87	0.000	0.000	0.000		0.244	-	5		0.000	0.000	0.000		0.634	-	5	0.000	0.000	0.000		0.822	-	-			0.150		
15.500	0.000	0.000	0.000		0.003	-	-	0.000	0.000	0.000		0.126	-	-		0.000	0.000	0.000		1.11	-	-	0.000	0.000	0.000		1.21	-	-			0.155		
16.000	0.000	0.000	0.000		0.001	-	-	0.000	0.000	0.000		0.060	-	5		0.000	0.000	0.000		1.61	-	-	0.000	0.000	0.000		1.65	-	-			0.160		
16.500	0.000	0.000	0.000		0.001	-	-	0.000	0.000	0.000		0.025	-	-		0.000	0.000	0.000		2.11	-	-	0.000	0.000	0.000		2.12	-	-			0.165		
17.000	0.000	0.000	0.000		0.009	-	-	0.000	0.000	0.000		0.010	-	-		0.000	0.000	0.000		2.61	-	-	0.000	0.000	0.000		2.61	-	-			0.170		
17.500	0.000	0.000	0.000		0.001	-	-	0.000	0.000	0.000		0.004	-	-		0.000	0.000	0.000		3.11	-	-	0.000	0.000	0.000		3.11	-	-			0.175		
18.000	0.000	0.000	0.000		0.001	-	-	0.000	0.000	0.000		0.001	-	-		0.000	0.000	0.000		3.61	-	-	0.000	0.000	0.000		3.61	-	-			0.180		
18.500	0.000	0.000	0.000		0.001	-	-	0.000	0.000	0.000		0.001	-	-		0.000	0.000	0.000		4.11	-	-	0.000	0.000	0.000		4.11	-	-			0.185		
19.000	0.000	0.000	0.000		0.001	-	-	0.000	0.000	0.000		0.001	-	-		0.000	0.000	0.000		4.61	-	-	0.000	0.000	0.000		4.61	-	-			0.190		
19.500	0.000	0.000	0.000		0.001	-	-	0.000	0.000	0.000		0.001	-	-		0.000	0.000	0.000		5.11	-	-	0.000	0.000	0.000		5.11	-	-			0.195		
20.000	0.000	0.000	0.000		0.001	-	-	0.000	0.000	0.000		0.004	-	-		0.000	0.000	0.000		5.61	-	-	0.000	0.000	0.000		5.61	-	-			0.200		
Totals:					0	102						0	25	0	0						0	83						0	30	0	0			
Number of Trades:					0						0						0						0						0					

Lending Products	Underlying Title	Multilateral Transactions[1]					Bilateral Transactions[2]		Stock Borrowing through OTC (volume)[3]
		Open Interest[5]	Volume(Offered)	Average Weighted	Transactions volume	Average Weighted	Transactions Volume	Average Weighted	Transactions Volume
ADMIEBOR	ADMIE (IPTO) HOLDING S.A. (CR)	1,000	---	---	---	---	---	---	5,237,121
AEGBOR	AEGEAN AIRLINES (CR)	---	---	---	---	---	---	---	295,742
AKTRBOR	AKTOR S.A. HOLDING CO. (CR)	---	---	---	---	---	---	---	1,327,478
ALPHABOR	ALPHA BANK (CR)	40,000	---	---	---	---	---	---	127,208,743
AETFBOR	ALPHA ETF FTSE Athex Large Cap	---	---	---	---	1,000	1.00%	---	---
AIABOR	ATHENS INTL AIRPORT (CR)	7,500	---	---	---	---	---	---	269,386
ACAGBOR	AUSTRIACARD (CB)	---	---	---	---	---	---	---	---
OTOELBOR	AUTOHELLAS SA (CR)	1,000	---	---	---	---	---	---	50,264
AVAXBOR	AVAX S.A. (CR)	---	---	---	---	---	---	---	---
BOCHGRBOR	BANK OF CYPRUS (CR)	---	---	---	100,000	5.04%	411,000	9.51%	61,329
EEEBOR	CC HBC AG (CR)	6,200	---	---	3,000	3.84%	---	---	105,392
CENERBOR	CENERGY HOLDINGS (CB)	---	---	---	---	---	---	---	88,210
DIMANDBOR	DIMAND (CR)	---	---	---	---	---	---	---	5,509
ELLAKTORBOR	ELLAKTOR (CR)	---	---	---	---	---	---	---	86,504
ELHABOR	ELVALHALCOR (CR)	---	---	---	---	---	---	---	79,698
EUROBBOR	EUROBANK HOLDINGS (CR)	85,000	---	---	---	---	---	---	120,560,999
EYDAPBOR	EYDAP S.A. (CR)	---	---	---	---	---	---	---	238,581
FOYRKBOR	FOURLIS (CR)	---	---	---	5,000	5.29%	9,000	0.01%	15,590
GEKTERNABOR	GEK TERNA (CR)	---	---	---	---	---	---	---	592,411
SARBOR	GR. SARANTIS S.A. (CR)	370	---	---	120	3.70%	---	---	16,843
EXAEBOR	HELLENIC EXCHANGES-A.S.E. (CR)	478	---	---	---	---	---	---	696,966
ELPEBOR	HELLENIO ENERGY (CR)	---	---	---	---	---	---	---	1,916,377
INTEKBOR	IDEAL HOLDINGS (CR)	---	---	---	---	---	---	---	---
INTRKBOR	INTRACOM HOLDINGS (CR)	---	---	---	---	---	---	---	53,646
INLOTBOR	INTRALOT (CR)	---	---	---	---	---	---	---	953,983
BELABOR	JUMBO SA (CR)	31,100	---	---	---	---	12,000	0.13%	233,994
KRIBOR	KRI-KRI S.A. (CR)	2,924	---	---	---	---	---	---	---
LAMDABOR	LAMDA DEVELOPMENT SA (CR)	850	---	---	---	---	1,000	0.01%	263,277
MTLNBOR	METLEN PLC (CR)	---	---	---	14,678	4.39%	25,000	5.00%	5,000
MIGBOR	MIG (CR)	541	---	---	---	---	---	---	39,913
MOHBOR	MOTOR OIL (CR)	10,500	---	---	---	---	---	---	726,582

Stock Lending Notes

[1] - Multilateral contracts Lending or Borrowing as per Methods 8-1, 8-2 and 8-3-3 (According to ATHEX BoD Resolution No.17)

[2] - Bilateral Contracts Lending or Borrowing as per Methods 8-3-1 and 8-3-2 & Contracts as per Method 4 (According to ATHEX BoD Resolution No.20)

[3] - The information concerning OTC Stock Borrowing Transactions is based on the statements of the Dematerialised Securities System (DSS) operators involved and refers to volumes that have been registered up until the previous working day.

[4] - Average Price (Volume weighted)

[5] - The Data concerning Open Interest before the start of trading session

Lending Products	Underlying Title	Open Interest[5]	Multilateral Transactions[1]				Bilateral Transactions[2]		Stock Borrowing through OTC (volume)[3]	
			Volume(Offered)	Average Weighted	Transactions volume	Average Weighted	Transactions Volume	Average Weighted	Transactions Volume	
ETEBOR	NATIONAL BANK (CR)	80,238	---	---	---	---	---	---	17,382,596	
NOVALBOR	NOVAL PROPERTY REIC (CR)	---	---	---	---	---	---	---	---	
OPAPBOR	OPAP (CR)	317	---	---	---	---	---	---	1,891,227	
OPTIMABOR	OPTIMA BANK (CR)	---	---	---	---	1,000	1.50%	---	1,073,795	
HTOBOR	OTE (CR)	5,000	---	---	---	---	---	---	1,657,388	
PPABOR	P.P.A. S.A. (CR)	---	---	---	---	---	---	---	65,287	
TPEIRBOR	PIRAEUS FINANCIAL HOLD (CR)	50,000	---	---	---	---	---	---	10,906,885	
PPCBOR	PPC (CR)	2,000	---	---	---	---	---	---	4,513,644	
PROFBOR	PROFILE SA (CR)	---	---	---	---	---	---	---	5,000	
QUESTBOR	QUEST HOLDINGS (CR)	1,497	---	---	---	---	---	---	8,031	
PLATBOR	THRACE PLASTICS SA (CR)	---	---	---	---	---	---	---	1,596	
TITCBOR	TITAN (CB)	---	---	---	---	---	---	---	133,504	
OLTHBOR	TPA SA (CR)	---	---	---	---	---	---	---	750	
VIOBOR	VIOHALCO S.A./V (CB)	---	---	---	---	---	---	---	---	

Stock Lending Notes

[1] - Multilateral contracts Lending or Borrowing as per Methods 8-1, 8-2 and 8-3-3 (According to ATHEX BoD Resolution No.17)

[2] - Bilateral Contracts Lending or Borrowing as per Methods 8-3-1 and 8-3-2 & Contracts as per Method 4 (According to ATHEX BoD Resolution No.20)

[3] - The information concerning OTC Stock Borrowing Transactions is based on the statements of the Dematerialised Securities System (DSS) operators involved and refers to volumes that have been registered up until the previous working day.

[4] - Average Price (Volume weighted)

[5] - The Data concerning Open Interest before the start of trading session

Sectors codification for listed companies

12003 -	ETF	10101010	Computer Services
10101015	Software	10102030	Computer Hardware
15101010	Telecommunications Equipment	15102015	Telecommunications Services
20101010	Health Care Facilities	20102010	Medical Equipment
20103015	Pharmaceuticals	30101010	Banks
30202000	Diversified Financial Services	30202010	Asset Managers & Custodians
30202015	Investment Services	30204000	Closed End Investments
30302010	Full Line Insurance	30302015	Insurance Brokers
30302025	Property and Casualty Insurance	35101010	Real Estate Holding and Development
35101015	Real Estate Services	35102000	Diversified REITs
35102030	Office REITs	35102045	Retail REITs.
40201040	Rental & Leasing Services: Consumer	40202010	Home Construction
40202015	Household Furnishings	40202020	Household Appliance
40203040	Electronic Entertainment	40204020	Clothing & Accessories
40301010	Entertainment	40301030	Publishing
40301035	Radio & TV Broadcasters	40401010	Diversified Retailers
40401020	Apparel Retailers	40401025	Home Improvement Retailers
40401030	Specialty Retailers	40501010	Airlines
40501015	Travel & Tourism	40501020	Casinos & Gambling
40501025	Hotels & Motels	45101015	Distillers & Vintners
45101020	Soft Drinks	45102010	Farming Fishing Ranching & Plantations
45102020	Food Products	45103010	Tobacco
45201010	Food Retailers & Wholesalers	45201020	Personal Products
50101010	Construction	50101020	Building Roof/Wallboard and Plumbing
50101030	Cement	50101035	Building Materials: Other
50202010	Electrical Components	50203015	Plastics
50203030	Containers & Packaging	50204000	Machinery: Industrial
50204020	Machinery: Construction & Handling	50205010	Industrial Suppliers
50205020	Back Office Support HR & Consulting	50205030	Forms & Bulk Printing Services
50206015	Commercial Vehicles & Parts	50206030	Marine Transportation
50206060	Transportation Services	55101000	Diversified Materials
55101020	Textile Products	55102000	General Mining
55102010	Iron & Steel	55102015	Metal Fabricating
55102035	Aluminum	60101020	Oil Refining and Marketing
65101010	Alternative Electricity	65101015	Conventional Electricity
65102000	Multi-Utilities	65102030	Water

ATHEXGROUP

Athens Exchange Group

Λεωφ. Αθηνών 110 | 104 42 Αθήνα
110 Athinon Ave | 104 42 Athens GR
T +30 210 3366 800
www.athexgroup.gr