

25

ΕΝΑΛΛΑΚΤΙΚΗ ΑΓΟΡΑ
Ημερήσιο Δελτίο Συναλλακτικής
Δραστηριότητας

ALTERNATIVE MARKET
Daily Official List
of Trading Activity



Disclaimer:

Hellenic Exchanges – Athens Stock Exchange S.A. (HELEX), endeavors to ensure that the data and other material ("Information") presented on the Daily Official List of the Alternative Market (ena) are accurate and complete, but it is not liable for any errors or omissions of data or /and for the accuracy, credibility, updating and completeness of the aforesaid information nor it has any liability arising directly or indirectly from the use of the above Information.

All contents of the Daily Official List of the Alternative Market (ENA) are provided only for information purposes and do not constitute investment advice or solicitation to invest in securities or other products listed for trading on HELEX.

You acknowledge and agree that HELEX is the owner of any property rights related to any Information appearing on the Daily Official List of the Alternative Market (ENA) including intellectual property rights copyright, trademarks, etc.

The above data are a property of the Hellenic Exchanges – Athens Stock Exchange S.A. and are copyright protected. Users are forbidden to reproduce, modify, copy, sale, transmit or redistribute, by all reproduction means and methods, part or the whole of the above data, without reference to their source.

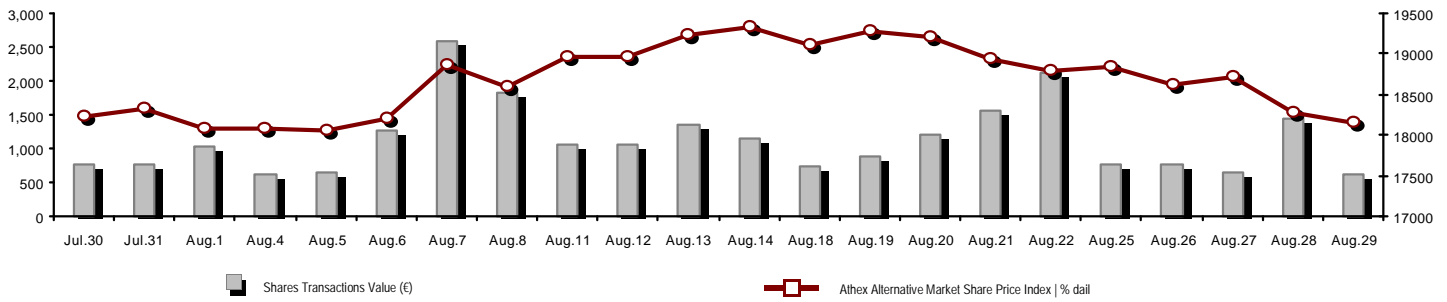
Hellenic Exchanges - Athens Stock Exchange S.A.

110 Athinon Ave., 10442 Athens, Tel: (210) 33.66.800, Fax: (210) 32.13.938

www.athexgroup.gr

Summary of Market

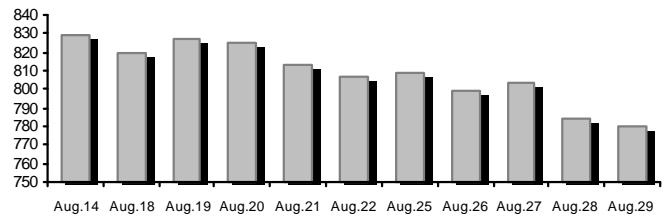
Athex Alternative Market Share Price Index vs Shares Transactions Value



Total Transactions Value (€): 610,859.45

Athex Capitalisation (€)

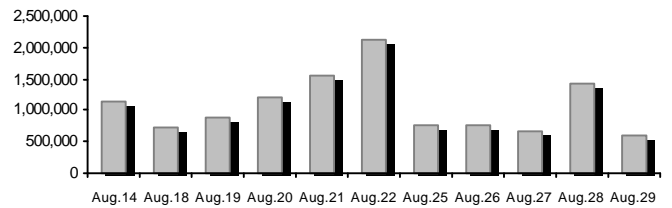
Athex Capitalisation (€): 779,542,145.91
 Daily change: € | % -4,853,683.91 -0.62%
 Yearly Avg Capitalisation: € | % chng prev year Avg 684,874,751.36 25.84%
 Athex Alternative Market Share Price Index | % daily chng 18,157.66 -0.62%
 Athex Alternative Market Share Price Index Capitalisation (€) 779,542,145.91
 Daily change (€) -4,853,683.91



Shares Transactions Value (€) 610,859.45

Value of Transactions (€)

Daily change: € | % -818,098.77 -57.25%
 YTD Avg Trans. Value: € | % chng prev year Avg 784,691.79 -17.30%
 Blocks of Shares Transactions Value (€) 0.00

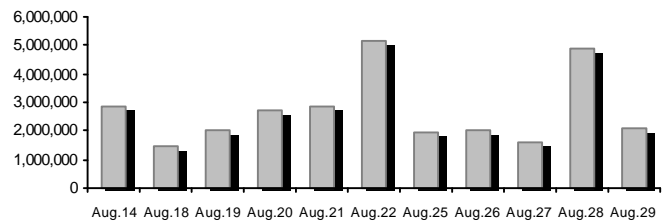


Bonds Transactions Value (thou. €) 5.04

Shares Transactions Volume (pieces) 2,104,486.00

Volume of Transactions

Daily change: pieces | % -2,756,178.00 -56.70%
 YTD Avg Volume: pieces | % chng prev year Avg 2,295,781.05 -39.13%
 Blocks of Shares Transactions Volume (pieces) 0.00

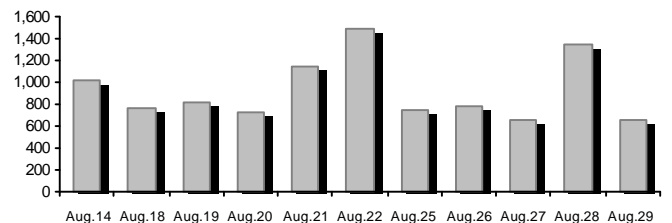


Bonds Transactions Volume 5,000

Shares Trades Number 650

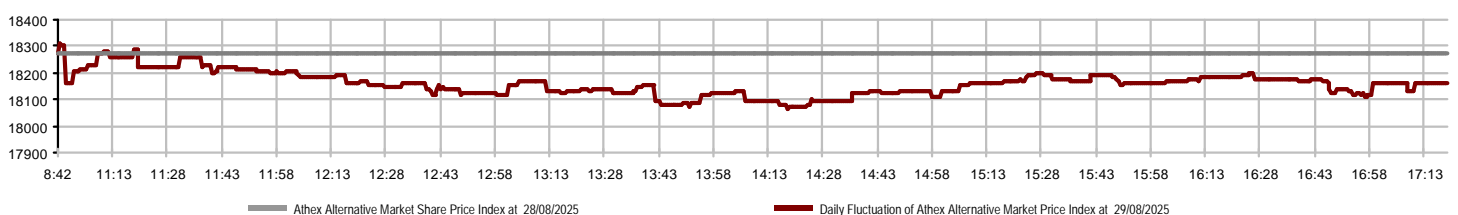
Number of Trades

Daily change: number | % -692 -51.56%
 YTD Avg Derivatives Trades number | % chng prev year Avg 651 -21.39%
 Number of Blocks of Shares 0



Number of Bonds Transactions 2

Daily Fluctuation of Athex Alternative Market Price Index



Athex Indices

Index name	29/08/2025	28/08/2025	pts.	%	Min	Max	Year min	Year max	Year change
ATHEX Alternative Market Price Index	18,157.66 €	18,270.72	-113.06	-0.62%	18,066.77	18,310.66	13,631.97	19,447.43	20.27% #

Top 10 best & worst performing Shares

With positive Price change	Closing price	change	With negative Price change	Closing price	change
DOPPLER (CR)	0.710	5.18% #	SUNRISEMEZZ (CR)	0.215	-3.16% ☹
FOODLINK S.A. (CR)	0.826	0.73% #	GALAXY COSMOS MEZZ (CR)	0.508	-1.93% ☹
ONYX TOURISTIKI S.A. (CR)	2.25	0.00% -	CAIRO MEZZ (CR)	0.451	-1.53% ☹
VIDAVO (CR)	5.10	0.00% -	PHOENIX VEGA (CR)	0.067	-0.89% ☹
			REAL CONSULTING (CR)	4.90	-0.41% ☹
			SOFTWeb (CR)	1.99	-0.25% ☹
With the highest Transactions Value	Value (thou. €)	change	With the highest Transactions Volume	Volume	change
CAIRO MEZZ (CR)	224.47	-1.53% ☹	PHOENIX VEGA (CR)	1,102,746	-0.89% ☹
REAL CONSULTING (CR)	105.56	-0.41% ☹	CAIRO MEZZ (CR)	495,976	-1.53% ☹
PHOENIX VEGA (CR)	73.79	-0.89% ☹	SUNRISEMEZZ (CR)	298,793	-3.16% ☹
GALAXY COSMOS MEZZ (CR)	71.07	-1.93% ☹	GALAXY COSMOS MEZZ (CR)	139,414	-1.93% ☹
SUNRISEMEZZ (CR)	64.20	-3.16% ☹	ONYX TOURISTIKI S.A. (CR)	23,050	0.00% -
ONYX TOURISTIKI S.A. (CR)	51.59	0.00% -	REAL CONSULTING (CR)	21,820	-0.41% ☹
FOODLINK S.A. (CR)	12.89	0.73% #	FOODLINK S.A. (CR)	15,730	0.73% #
DOPPLER (CR)	3.96	5.18% #	DOPPLER (CR)	5,599	5.18% #
SOFTWeb (CR)	2.30	-0.25% ☹	SOFTWeb (CR)	1,158	-0.25% ☹
VIDAVO (CR)	1.02	0.00% -	VIDAVO (CR)	200	0.00% -

Number of Listed Shares	Nominal Value	Dividends [1]			Date of Last Coupon		Note	Shares	Closing price	% change	Previous closing price/date	Open price	Price min	Price max	Last price	Avg price	Last Bid [7]	Last Ask [7]	P/E after tax	Year	Volume	Trades	Transactions Value	Company Mkt Value (€) [3,5]	Year low	Year high	Sector[4]		
		2022	2023	2024	Dividend [2]	Right																							
309,096,827	0.100	---	---	---	29/09/2020	---	CAIRO MEZZ (CR)	0.451	-1.53	€	0.458	28/08/2025	0.460	0.449	0.460	0.451	0.453	3941@0.451	1884@0.454	---	2024	495,976	197	224,473.32	139,248.120.341	0.568	30202010		
12,481,290	0.040	---	---	---	19/08/2008	14/06/2024	---	DOPPLER (CR)	0.710	5.18	#	0.675	28/08/2025	0.695	0.675	0.710	0.710	0.708	3500@0.650	1000@0.700	---	---	5,599	11	3,962.54	8,861.720.352	0.870	50204000	
3,120,000	0.100	---	---	---	10/08/2023	---	---	DOTSOFT (CR)	21.60	---	↘	21.60	14/08/2025	---	---	---	---	---	10@21.80	---	---	2024	---	---	---	67,392.0014.20	21.60	10101010	
14,791,000	0.360	---	---	---	05/05/2010	12/05/2008	---	EUROXX (CR)	5.00	---	↘	5.00	22/07/2025	---	---	---	---	---	171@5.00	---	---	2024	---	---	---	73,955.00	4.32	5.00	30202015
33,352,551	0.100	---	---	---	12/06/2012	25/08/2023	---	FOODLINK S.A. (CR)	0.826	0.73	#	0.820	28/08/2025	0.820	0.800	0.828	0.822	0.820	1190@0.822	500@0.828	---	---	15,730	14	12,893.70	27,549.210.402	0.948	50205010	
86,941,164	0.074	---	---	---	09/12/2024	---	---	GALAXY COSMOS MEZZ (CR)	0.508	-1.93	€	0.518	28/08/2025	0.512	0.500	0.518	0.508	0.510	2004@0.507	2400@0.514	---	2024	139,414	155	71,066.50	44,166.110.439	0.668	30202010	
7,300,000	0.500	0.0387	0.0499	0.0548	06/08/2025	28/02/2008	---	MEDITERRA (CR)	1.57	---	↘	1.57	28/08/2025	---	---	---	---	---	500@1.50	481@1.61	---	2024	---	---	---	11,461.00	1.25	1.74	45102020
68,926,799	0.240	---	---	---	07/07/2023	---	---	ONYX TOURISTIKI S.A. (CR)	2.25	---	↘	2.25	28/08/2025	2.26	2.22	2.27	2.25	2.24	20@2.21	6546@2.25	---	---	23,050	55	51,592.60	155,085.300.925	2.38	40401020	
3,333,500	0.300	---	---	---	13/07/2020	09/12/2008	---	OPTRONICS TECHNOLOGIES (CR)	2.64	---	↘	2.64	28/08/2025	---	---	---	---	---	380@2.46	320@2.90	---	2024	---	---	---	8,800.44	1.35	3.10	10102015
1,250,367,229	0.008	---	---	---	0.0064	24/06/2025	27/11/2024	---	PHOENIX VEGA (CR)	0.067	-0.89	€	0.067	28/08/2025	0.069	0.066	0.069	0.067	0.067	6000@0.066	5000@0.067	---	2024	1,102,746	86	73,788.55	83,274.460.061	0.084	30202010
21,500,000	0.400	0.03	0.04	0.0509	19/08/2025	06/08/2021	---	REAL CONSULTING (CR)	4.90	-0.41	€	4.92	28/08/2025	4.92	4.78	4.92	4.90	4.84	90@4.83	2426@4.90	---	---	21,820	49	105,561.48	105,350.00	3.28	5.20	10101010
5,393,467	0.120	---	---	---	23/07/2024	---	---	SOFTWeb (CR)	1.99	-0.25	€	2.00	28/08/2025	2.06	1.94	2.06	2.00	1.99	130@1.95	130@1.95	---	---	1,158	16	2,302.09	10,733.00	1.52	2.20	10101015
178,623,895	0.031	---	---	---	27/11/2024	---	---	SUNRISEMEZZ (CR)	0.215	-3.16	€	0.222	28/08/2025	0.216	0.212	0.216	0.215	0.215	10000@0.214	1@0.216	---	2024	298,793	65	64,203.67	38,314.830.183	0.279	30202010	
857,210	1.05	---	---	---	08/06/2010	04/08/2025	---	VIDAVO (CR)	5.10	---	↘	5.10	28/08/2025	5.00	5.00	5.10	5.10	5.08	---	450@5.10	---	2024	200	2	1,015.00	4,371.77	2.57	5.50	20101025

Shares' Notes

Code	Note text
()	- Adjusted dividends.
*	- Last adjusted closing price.
[1]	- Net dividends.
[2]	- The "Date of Last Coupon" for New listings refers to the date company's stocks started to trade in Athex
[3]	- The Company Market Value is referred to the number of listed shares
[4]	- Sectors codification can be found in Appendix A
[5]	- The Market Value refers to the total number of shares listed (including their several classes) in the exchange by the company.
[6]	- P/E greater than 100
[7]	- Last view of the Order Book before the end of the trading session

Blocks Data

Stocks	Block Volume	Price	Block Trade Value	Time of approval	Note
--------	--------------	-------	-------------------	------------------	------

No Blocks Transactions.

Blocks Notes

- | | |
|---|-------------------------------|
| 2 - SPOT 1 or SPOT 2 Packet | 11 - Total Assets > 500 bil |
| 3 - Block with Short Selling | 12 - Sell Offer through Athex |
| 4 - Buy to Close Block | 13 - Forced Sale of NMOE |
| 6 - Simultaneous Constitution | 14 - Restoration Packet |
| 7 - Repurchase Agreement | 15 - Market Maker Packet |
| 8 - Dispersion's Achievement (Not Listed) | 16 - Short Selling |
| 9 - Dispersion's Achievement (Listed) | 18 - SPOT 1 Packet |
| 10 - Share Capital Majority of Greek State (> 50 bil) | 20 - Method 6-1 Packet |

Rights Data

Occured date	Exercise from	Exercise until	Trading until	Rights	Price min	Price max	Closing price	Last Bid	Last Ask	Volume	Trades	Transactions Value
--------------	---------------	----------------	---------------	--------	-----------	-----------	---------------	----------	----------	--------	--------	--------------------

No Rights Transactions.

Non Convertible Corporate Bonds - Alternative Market

Num Listed Bonds	Nominal price	Issue price	Today's Rate	Exp. Date	Duration (years)	Note	Coupon attached		Trading	Non Convertible Corporate Bonds -	Accrued Int.	Yield.T.Mat	Price min	Price max	Closing price	Previous closing price/date	Volume	Transactions Value	Last order		Year min	Year max		
							Common	Preferred											Price	Buy / Sell			Date	
4,075	1,000.00	1,000.00	4.50	22/12/2026	5	---	8	---	1	R ENERGY 1 S.A. (Non Convertible)	8.8750	3.9190	99.9000	100.0000	99.9000	100.3670	27/08/2025	5,000	5,041.38	99.5000	B	29/08/2025	97.5107	100.7000
6,500	441.00	1,000.00	5.50	22/12/2025	8	---	16	---	1	DELTA TECHNIKH S.A. (Non Convertible)	4.7836	3.8270	---	---	---	100.0100	19/08/2025	---	---	100.0009	B	29/08/2025	99.8769	102.0000

Corporate Bonds Notes

Transactions Volume = (Pieces) * (Nominal Price). Transactions Value = (Pieces) * (Nominal Price) * (price %) + (Accrued interest).

The price of a Bond is stated as a percentage (%) of Bond's Nominal Price.

Nominal Price in Euros (€), except if it is noted differently.

ATHEXGROUP

Athens Exchange Group

Λεωφ. Αθηνών 110 | 104 42 Αθήνα
110 Athinon Ave | 104 42 Athens GR
T +30 210 3366 800
www.athexgroup.gr