

25

Ημερήσιο Δελτίο  
Συναλλακτικής Δραστηριότητας

Daily Official List  
of Trading Activity



**Disclaimer:**

Hellenic Exchanges-Athens Stock Exchange S.A endeavours to ensure that the data and other material ("Information") presented on the Daily Official List are accurate and complete, but it is not liable for any errors or omissions of data or /and for the accuracy, credibility, updating and completeness of the aforesaid information nor it has any liability arising directly or indirectly from the use of the above Information.

The Company is not liable for the accuracy of the data included in listed companies' announcements. Only the sender of such an announcement is fully and solely liable for any infringement of third party's rights from the content of such announcement, All contents of the Daily Official List are provided only for information purposes and do not constitute investment advice or solicitation to invest in securities or other products listed for trading on the Exchange.

You acknowledge and agree that the Company is the owner of any property rights related to any Information appearing on the Daily Official List including intellectual property rights copyright, trademarks, etc.

The above data are a property of the Hellenic Exchanges-Athens Exchange and are copyright protected. Users are forbidden to reproduce, modify, copy, sale, transmit or redistribute, by all reproduction means and methods, part or the whole of the above data, without reference to their source.

The commercial exploitation of these data is, also, forbidden by third parties. Hellenic Exchanges-Athens Exchange does not carry any responsibility, direct or indirect, derived from usage or accidental alteration of the above data when used by third parties.

---

**Hellenic Exchanges – Athens Stock Exchange S.A.**

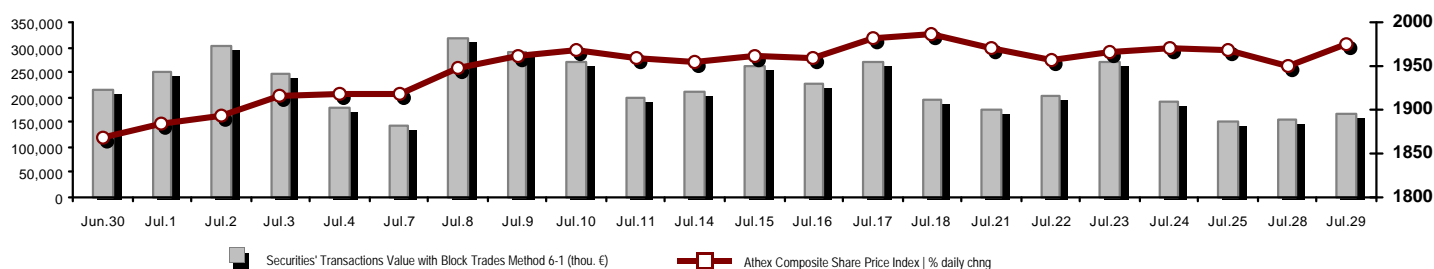
110 Athinon Ave.,10442 Athens, Tel: (210) 33.66.800, Fax: (210) 32.13.938

[www.athexgroup.gr](http://www.athexgroup.gr)

---

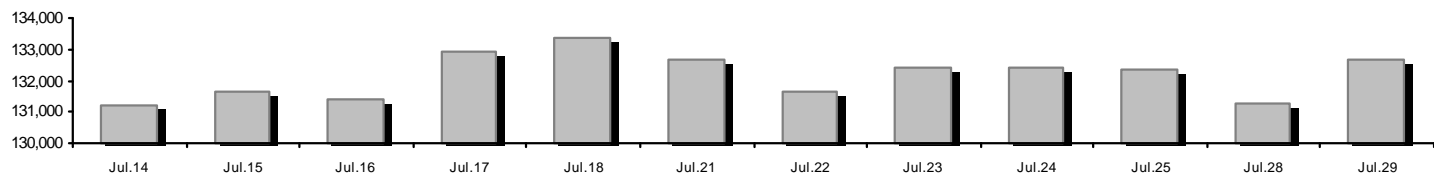
## Summary of Markets

Athex Composite Share Price Index vs Shares and Derivatives Transactions Value

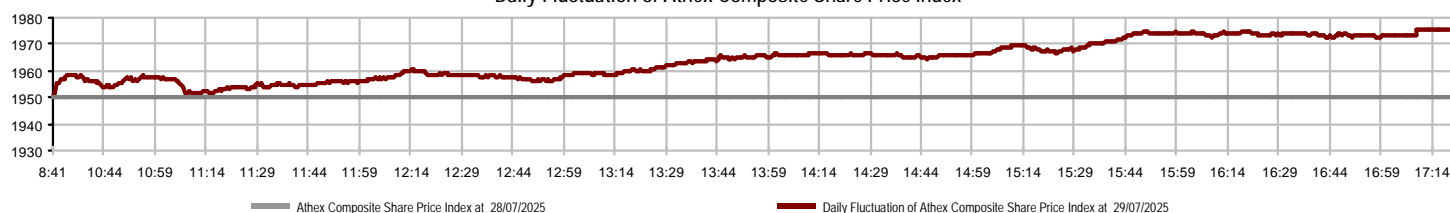


Athex Capitalisation (mill. €) **: 132,672.04	Derivatives Total Open Interest: 640,907
Daily change: mill. €   %: 1,432.11 1.09%	in Index Futures   % daily chng: 8,313 -1.00%
Yearly Avg Capitalisation: mill. €   % chng prev year Avg: 118,084.44 19.66%	in Stock Futures   % daily chng: 631,036 0.82%
Athex Composite Share Price Index   % daily chng: 1,975.56 1.30%	in Index Options   % daily chng: 1,184 3.05%
Athex Composite Share Price Index Capitalisation (mill. €): 123,428.16	in Stock Options   % daily chng: 374 6.25%
Daily change (mill. €): 1,450.82	
Securities' Transactions Value with Block Trades Method 6-1 (thou. €): 165,584.42	Derivatives Contracts Volume: 18,387
Daily change: %: 10,930.60 7.07%	Daily change: pieces   %: -7,666 -29.42%
YtD Avg Trans. Value: thou. €   % chng prev year Avg: 199,359.66 45.11%	YtD Avg Derivatives Contracts % chng prev year Avg: 47,395 27.37%
Blocks Transactions Value of Method 6-1 (thou. €): 7,959.74	Derivatives Trades Number: 1,486
Blocks Transactions Value of Method 6-2 & 6-3 (thou. €): 89.72	Daily change: number   %: -106 -6.66%
Bonds Transactions Value (thou.€): 2,166.37	YtD Avg Trades number % chng prev year Avg: 2,213 21.46%
Securities' Transactions Volume with Block Trades Method 6-1 (thou. Pieces): 29,286.10	Lending Total Open Interest: 574,866
Daily change: thou. pieces   %: 563.18 1.96%	Daily change: pieces   %: 304,537 112.65%
YtD Avg Volume: % chng prev year Avg: 42,364.16 45.62%	Lending Volume (Multilateral/Bilateral): 331,800
Blocks Transactions Volume of Method 6-1 (thou. Pieces): 1,074.24	Daily change: pieces   %: -60,638
Blocks Transactions Volume of Method 6-2 & 6-3 (thou. Pieces): 20.16	Multilateral Lending: 320,000
Bonds Transactions Volume: 2,143,000	Bilateral Lending: 11,800
Securities' Trades Number with Block Trades Method 6-1: 41,465	Lending Trades Number: 13
Daily change: number   %: 706 1.73%	Daily change: %: 2
YtD Avg Trades number % chng prev year Avg: 48,573 34.10%	Multilateral Lending Trades Number: 9
Number of Blocks Method 6-1: 20	Bilateral Lending Trades Number: 4
Number of Blocks Method 6-2 & 6-3: 1	
Number of Bonds Transactions: 238	

Athex Capitalisation (mill. €) \*\*



Daily Fluctuation of Athex Composite Share Price Index



## Athex Indices

Index name	29/07/2025	28/07/2025	pts.	%	Min	Max	Year min	Year max	Year change
Athex Composite Share Price Index	1,975.56 #	1,950.12	25.44	1.30%	1,950.12	1,975.56	1,455.08	1,990.90	34.42% #
Athex Composite Index Total Return Index	3,859.40 #	3,809.70	49.70	1.30%	3,809.70	3,859.40	2,755.49	3,884.61	38.86% #
Athex ESG Index	2,326.79 #	2,294.81	31.98	1.39%	2,294.81	2,326.79	1,676.07	2,343.70	38.66% #
ATHEX Small Cap Price Index	2,290.75 #	2,278.62	12.13	0.53%	2,273.08	2,296.25	1,985.84	2,305.33	--- -
ATHEX Alternative Market Price Index	18,252.96 #	18,201.91	51.05	0.28%	18,168.01	18,379.89	13,631.97	18,812.31	20.90% #
FTSE/Athex Large Cap	4,962.45 #	4,892.76	69.69	1.42%	4,892.76	4,962.45	3,550.72	5,002.82	38.99% #
FTSE/Athex Mid Cap Index	2,897.64 #	2,893.53	4.11	0.14%	2,889.51	2,911.05	2,262.76	2,941.44	24.15% #
FTSE/ATHEX High Dividend Yield Index	4,909.67 #	4,878.99	30.68	0.63%	4,877.59	4,918.32	3,928.87	4,965.43	22.11% #
FTSE/Athex Market Index	1,179.96 #	1,164.28	15.68	1.35%	1,164.28	1,179.96	850.04	1,188.43	38.63% #
FTSE/Athex Banks	2,147.05 #	2,102.28	44.77	2.13%	2,102.28	2,147.05	1,278.63	2,166.37	66.95% #
FTSE/ATHEX TECHNOLOGY & TELECOMMUNICAT	6,394.61 #	6,322.56	72.05	1.14%	6,318.15	6,420.02	5,244.36	6,483.73	12.79% #
FTSE/ATHEX FINANCIAL SERVICES	10,061.41 #	9,854.64	206.77	2.10%	9,854.64	10,061.41	6,002.57	10,153.38	66.73% #
FTSE/ATHEX REAL ESTATE	5,129.91 #	5,129.24	0.67	0.01%	5,106.86	5,138.43	4,359.91	5,192.61	5.13% #
FTSE/ATHEX CONSUMER DISCRETIONARY	5,961.88 #	5,937.42	24.46	0.41%	5,935.05	5,980.06	4,770.42	6,115.51	18.40% #
FTSE/ATHEX CONSUMER STAPLES	8,613.50 #	8,597.20	16.30	0.19%	8,586.11	8,695.72	6,653.46	8,845.99	28.77% #
FTSE/ATHEX INDUSTRIALS	7,824.25 #	7,791.69	32.56	0.42%	7,777.10	7,830.19	6,534.30	8,020.04	9.32% #
FTSE/ATHEX BASIC MATERIALS	6,002.93 #	5,946.28	56.65	0.95%	5,909.89	6,028.99	4,549.74	6,402.10	19.64% #
FTSE/ATHEX ENERGY & UTILITIES	6,205.33 #	6,172.71	32.62	0.53%	6,124.43	6,212.26	4,945.68	6,292.45	24.63% #
Athex All Share Index	443.94 #	439.15	4.79	1.09%	443.94	443.94	340.27	445.90	30.78% #
Hellenic Mid & Small Cap Index	2,517.18 #	2,507.82	9.36	0.37%	2,502.32	2,517.18	2,005.36	2,549.56	18.91% #
FTSE/Athex Large Cap Total Return	8,807.71 #	8,684.02	123.69	1.42%			6,199.42	8,851.78	43.33% #
FTSE/Athex Mid Cap Total Return	4,049.86 #	4,044.12	5.74	0.14%			3,153.97	4,084.86	26.65% #
MSCI GREECE REBASED	8,176.11 #	8,034.79	141.32	1.76%	8,033.60	8,181.95	5,512.03	8,243.08	47.01% #
Hellenic Corporate Bond Index	142.96 #	142.83	0.14	0.10%			138.48	142.96	2.80% #
Hellenic Corporate Bond Price Index	94.52 #	94.46	0.06	0.07%			93.11	94.57	0.64% #

Note 1: FTSE/Med 100, Hellenic Corporate Bond Price Index and Hellenic Corporate Bond Index closing prices refer to the previous trading day of 25/07/2025.

Note 2: The Hellenic Mid & Small Cap Index is a Customized index calculated by the Athens Exchange.

## Analytic Figures for Athex Market's Boards and Categories

	Total Traded Securities	Main Market	Surveillance	Exchange Traded Funds (ETFs)
Totals	129	126	2	1
Gain / Lose / Same:	63 / 41 / 25	60 / 41 / 25	2 / 0 / 0	1 / 0 / 0
Athex Capitalisation (mill. €) **	132,672.04	132,669.33	2.71	
Daily Average Trans/ons Value(thou.€)	199,359.66	199,285.22	25.66	316.96
Transactions Value	165,674.14	165,582.87	4.43	86.83
Main Board:	157,600.48	157,509.22	4.43	86.83
Blocks Board 6_2_3:	8,049.46	8,049.46	0.00	0.00
Forced Sales Board:	24.20	24.20	0.00	0.00
Special Terms Board:	0.00	0.00	0.00	0.00
Daily Average Transactions Volume	42,364,155	42,319,024	85,691	7,493
Transactions Volume	29,306,265	29,286,265	18,238	1,762
Main Board:	28,206,209	28,186,209	18,238	1,762
Blocks Board 6_2_3:	1,094,406	1,094,406	0	0
Forced Sales Board:	5,650	5,650	0	0
Special Terms Board:	0	0	0	0
Daily Average Number of Trades	48,573	48,409	42	124
Number of Trades	41,466	41,358	14	94
Main Board:	41,429	41,321	14	94
Blocks Board 6_2_3:	21	21	0	0
Forced Sales Board:	16	16	0	0
Special Terms Board:	0	0	0	0

## Trading Details by Athex Sectors and Financial Instruments (ETFs)

Code	Sectors	Gain / Lose / Same	Number of Trades	Transactions Volume	Transactions Value	% of Total Trans. Value
3010	- Banks	7 / 1 / 0	17,715	20,956,818	104,536,570.62	63.10%
5510	- Basic Resources	7 / 4 / 4	1,454	508,552	1,807,126.18	1.09%
5010	- Construction & Materials	5 / 6 / 2	3,151	1,345,076	6,549,950.79	3.95%
4020	- Consumer Products & Services	1 / 4 / 0	188	72,536	200,811.53	0.12%
6010	- Energy	2 / 1 / 1	1,269	205,456	2,720,691.17	1.64%
12000	- Financial Instruments	1 / 0 / 0	94	1,762	86,832.55	0.05%
3020	- Financial Services	2 / 1 / 2	1,038	753,288	5,484,749.02	3.31%
4510	- Food Beverage & Tobacco	2 / 2 / 3	435	98,055	1,094,175.02	0.66%
2010	- Health Care	1 / 1 / 1	156	123,878	136,709.42	0.08%
5020	- Industrial Goods & Services	10 / 6 / 2	1,930	567,877	3,652,159.36	2.20%
3030	- Insurance	0 / 1 / 0	40	10,933	53,943.48	0.03%
4030	- Media	2 / 1 / 0	664	464,765	1,534,073.64	0.93%
4520	- Personal Care, Drug & Grocery Stores	1 / 1 / 0	253	44,561	557,473.95	0.34%
3510	- Real Estate	3 / 6 / 4	1,348	825,626	2,543,425.47	1.54%
4040	- Retail	3 / 2 / 3	1,408	219,487	3,467,298.20	2.09%
1010	- Technology	8 / 1 / 1	1,354	414,875	2,117,188.67	1.28%
1510	- Telecommunications	2 / 0 / 0	2,354	645,349	9,916,748.56	5.99%
4050	- Travel & Leisure	2 / 2 / 2	2,024	1,019,140	5,863,688.65	3.54%
6510	- Utilities	4 / 1 / 0	4,591	1,028,231	13,350,522.83	8.06%

## Top 10 best &amp; worst performing Shares

## Main Market

With positive Price change	Closing price	change	With negative Price change	Closing price	change
EVROFARMA SA (CR)	2.73	7.90% #	INTERWOOD-XYLEMPORIA (CR)	0.262	-2.96% Ⓔ
PROODEFTIKH SA (CR)	0.43	7.50% #	MOTODYNAMICS S.A. (CR)	2.68	-2.55% Ⓔ
AKRITAS SA (CR)	1.08	6.93% #	ATTICA BANK S.A. (CR)	1.13	-1.91% Ⓔ
ALTER EGO MEDIA (CR)	4.946	5.23% #	BIOKARPET S.A.(CR)	1.875	-1.83% Ⓔ
SPACE HELLAS SA (CR)	7.72	4.61% #	GEN. COMMERCIAL & IND.SA (CR)	1.8	-1.64% Ⓔ
THESSALONIKA WATER & SEWERAGE	4.48	4.43% #	ADMIE (IPTO) HOLDING S.A. (CR)	3.35	-1.61% Ⓔ
PERFORMANCE TECHNOLOGIES (CR)	6.55	3.80% #	IKTINOS HELLAS SA (CR)	0.473	-1.56% Ⓔ
PAPOUTSANIS (CR)	3.09	3.00% #	ELINOIL S.A. (CR)	2.38	-1.25% Ⓔ
PIRAEUS FINANCIAL HOLD (CR)	6.828	2.99% #	LAVIPHARM SA (CR)	0.804	-1.23% Ⓔ
ALPHA BANK (CR)	3.285	2.98% #	KIRIAKOULIS SHIPPING SA (CR)	2.42	-1.22% Ⓔ
With the highest Transactions Value	Value (thou. €)	change	With the highest Transactions Volume	Volume	change
NATIONAL BANK (CR)	29,711.20	1.61% #	EUROBANK HOLDINGS (CR)	8,000,499	1.97% #
PIRAEUS FINANCIAL HOLD (CR)	26,784.99	2.99% #	ALPHA BANK (CR)	4,620,231	2.98% #
EUROBANK HOLDINGS (CR)	25,509.66	1.97% #	PIRAEUS FINANCIAL HOLD (CR)	3,952,095	2.99% #
ALPHA BANK (CR)	15,050.82	2.98% #	NATIONAL BANK (CR)	2,477,896	1.61% #
OTE (CR)	9,688.88	2.21% #	ATTICA BANK S.A. (CR)	971,055	-1.91% Ⓔ
METLEN ENERGY & METALS (CR)	6,043.29	0.57% #	HELLENIC EXCHANGES-A.S.E. (CR)	747,092	-0.14% Ⓔ
HELLENIC EXCHANGES-A.S.E. (CR)	5,454.73	-0.14% Ⓔ	INTRALOT (CR)	676,540	0.72% #
BANK OF CYPRUS (CR)	4,462.77	0.60% #	BANK OF CYPRUS (CR)	669,884	0.60% #
PPC (CR)	4,202.20	0.29% #	OTE (CR)	615,571	2.21% #
OPAP (CR)	4,071.69	0.96% #	IKTINOS HELLAS SA (CR)	360,473	-1.56% Ⓔ

Note: Stocks that are not included in the "Under Supervision" category, and the transactions value is more than 10,000 €.

## Derivatives Summary

	Number of Trades	Volume	Open Interest
<b>Index Futures</b>	<b>82</b>	<b>314</b>	<b>8,313</b>
FTSE/Athex Banks	1	10	1,949
FTSE/Athex Large Cap	81	304	6,364
MSCI GREECE REBASED	0	0	0
<b>Stock Futures</b>	<b>1,398</b>	<b>18,056</b>	<b>631,036</b>
ADMIE (IPTO) HOLDING S.A. (CR)	22	155	16,032
AEGEAN AIRLINES (CR)	15	78	3,837
AKTOR S.A. HOLDING CO. (CR)	13	1,159	55,564
ALPHA BANK (CR)	229	5,101	71,406
ATHENS INTL AIRPORT (CR)	0	0	210
AUTOHELLAS SA (CR)	0	0	471
AVAX S.A. (CR)	8	66	2,824
BANK OF CYPRUS (CR)	5	32	1,799
CC HBC AG (CR)	0	0	122
CENERGY HOLDINGS (CB)	3	90	8,061
ELLAKTOR (CR)	18	188	4,587
ELVALHALCOR (CR)	22	189	3,510
EUROBANK HOLDINGS (CR)	96	1,414	44,103
EYDAP S.A. (CR)	50	214	7,409
FOURLIS (CR)	13	57	691
GEK TERNA (CR)	16	62	11,483
HELLENIC EXCHANGES-A.S.E. (CR)	101	840	3,109
HELLENIQ ENERGY (CR)	13	119	4,831
INTRACOM HOLDINGS (CR)	12	45	14,414
INTRALOT (CR)	40	851	263,953
JUMBO SA (CR)	0	0	287
LAMDA DEVELOPMENT SA (CR)	10	11	7,864
MIG (CR)	0	0	216
MOTOR OIL (CR)	24	183	3,624
NATIONAL BANK (CR)	134	640	13,224
OPAP (CR)	4	17	1,158
OPTIMA BANK (CR)	1	10	342
OTE (CR)	106	361	3,076
P.P.A. S.A. (CR)	1	1	73
PIRAEUS FINANCIAL HOLD (CR)	315	5,332	49,077
PPC (CR)	76	558	25,857
QUEST HOLDINGS (CR)	1	2	192
TITAN (CB)	19	61	1,481
VIOHALCO SA/NV (CB)	31	220	6,149
<b>Index Options</b>	<b>4</b>	<b>7</b>	<b>1,184</b>
FTSE/Athex Large Cap	4	7	1,184
<b>Stock Options</b>	<b>2</b>	<b>10</b>	<b>374</b>
ALPHA BANK (CR)	0	0	0
NATIONAL BANK (CR)	0	0	18
OPAP (CR)	0	0	198
OTE (CR)	0	0	25
PIRAEUS FINANCIAL HOLD (CR)	0	0	0
PPC (CR)	2	10	133
<b>Total Derivatives Traded</b>	<b>1,486</b>	<b>18,387</b>	<b>640,907</b>









Number of Outstanding Securities	Nominal Value	Dividends [1]			Date of Last Coupon		Note	Shares	Closing price	% change	Previous closing price/date	Open price	Price min	Price max	Last price	Avg price	Last Bid [7]	Last Ask [7]	P/E after tax	Year	Volume	Trades	Transactions Value[8]	Company Mkt Value (thou. €)	Year low	Year high	Sector[4]	
8,340,750	1.16	---	---	---	25/06/2009	17/09/2018	---	HAIDEMENOS SA (CR)	0.755	7.86 #	0.7	28/07/2025	0.66	0.65	0.79	0.79	0.755	98@0.750	---	2024	11,615	51	8,773.75	6,297.27	0.446	0.89	50205030	
<b>Main Market - Low Liquidity Class</b>																												
14,000,000	1.95	0.26	0.26	0.5	24/06/2025	26/03/2024	---	ALPHA REAL ESTATE (CR)	7.34	-0.54 €	7.38	28/07/2025	7.36	7.32	7.36	7.32	7.336	204@7.32	---	---	3,470	81	25,456.94	102,760.00	6.16	7.7	35101015	
244,737,498	0.500	0.03	0.02	0.03	02/04/2025	28/12/2023	---	TRASTOR REAL EST. INV. CO.(CR)	1.26	-1.56 €	1.28	28/07/2025	1.27	1.26	1.27	1.27	1.264	249@1.26	---	---	1,400	10	1,769.51	308,369.25	1.09	1.37	35102000	
15,300,000	0.300	---	---	---	30/07/2009	13/12/1999	---	ATTICA PUBLICATIONS SA (CR)	1.04	-2.80 €	1.07	28/07/2025	1.06	1.01	1.07	1.03	1.048	1000@1.02	---	---	7,290	16	7,637.30	15,912.00	0.416	1.96	40301030	
18,810,000	0.400	---	0.0381	---	21/10/2024	14/11/2007	---	VARVERIS - MODA BAGNO SA (CR)	4.3	1.66 #	4.23	28/07/2025	4.31	4.3	4.32	4.3	4.315	30@4.20	---	---	710	3	3,063.60	80,883.00	3.3	4.54	40401025	
15,000,000	0.300	---	---	---	06/07/2007	18/07/2000	---	DAIOS PLASTICS SA (CR)	5.3	1.92 #	5.2	28/07/2025	5.3	5.3	5.3	5.3	65@5.00	547@5.30	---	---	200	1	1,060.00	79,500.00	3.28	5.45	50203015	
86,735,980	0.310	---	0.02	---	22/07/2024	07/09/2023	---	ATHENS MEDICAL CENTER SA (CR)	2.03	1.50 #	2	28/07/2025	1.975	1.95	2.03	2.03	1.998	500@2.00	1100@2.04	---	---	22,900	71	45,758.59	176,074.04	1.495	2.12	20101010
21,364,000	1.12	0.4	---	---	21/08/2023	08/03/2023	---	LAMPASA HOTEL SA (CR)	40	---	40	28/07/2025	40	39.6	40	40	39.933	50@40.00	---	---	300	6	11,980.00	854,560.00	35.6	41	40501025	
38,566,621	0.700	---	---	---	21/07/2008	07/07/2025	---	MOUZAKIS (CR)	0.62	---	0.62	28/07/2025	0.61	0.61	0.62	0.62	0.618	1000@0.560	200@0.620	---	---	6,000	5	3,709.00	23,911.31	0.4524	0.7114	55101020
42,500,000	1.00	---	0.0383	---	19/08/2024	13/09/2023	---	MPL KEDROS (CR)	4.03	---	4.03	28/07/2025	4.03	4.02	4.03	4.03	4.029	200@4.00	300@4.05	---	---	1,100	10	4,432.00	171,275.00	3.74	4.04	35102000
6,340,000	0.600	0.1	0.2	0.23	12/12/2024	11/01/2024	---	NAKAS MUSIC	3.04	0.66 #	3.02	28/07/2025	2.94	2.94	3.04	3.04	3.04	55@3.00	134@3.08	---	---	2,936	4	8,924.04	19,273.60	2.8	3.34	40401030
27,379,200	0.980	0.45	0.5001	---	01/08/2024	29/08/2022	---	CRETE PLASTICS SA (CR)	16	1.27 #	15.8	28/07/2025	15.8	15.8	16	16	15.947	500@15.40	211@16.00	---	---	91	2	1,451.20	438,067.20	13.4	16	50203015
255,494,534	2.71	0.255	0.247	0.705	16/06/2025	30/09/2021	---	PRODEA (CR)	6	---	6	28/07/2025	6	6	6.1	6	6.024	500@5.95	159@6.00	---	---	810	12	4,879.50	1,532,967.20	5.25	6.7	35102000
4,181,450	0.500	---	---	---	21/08/2000	05/03/2002	---	FLOUR MILLS SARANTOPOULOS SA	1.09	---	1.09	28/07/2025	---	---	---	---	---	800@0.985	300@1.13	---	---	---	---	---	4,557.78	0.87	1.14	45102020

## Exchange Traded Funds (ETFs)

1,025,078	---	---	---	---	15/06/2016	---	---	ALPHA ETF FTSE Athex Large Cap	49.47	0.88 #	49.04	28/07/2025	49.22	49.05	49.68	49.47	49.281	500@49.53	500@49.73	---	---	1,762	94	86,832.55	---	34.86	50	12003
-----------	-----	-----	-----	-----	------------	-----	-----	--------------------------------	-------	--------	-------	------------	-------	-------	-------	-------	--------	-----------	-----------	-----	-----	-------	----	-----------	-----	-------	----	-------

## Surveillance

8,321,682	0.670	---	---	---	17/08/2007	23/11/1999	---	N. LEVENTERIS (CR)	0.27	7.14 #	0.252	28/07/2025	0.27	0.27	0.27	0.27	0.27	1872@0.270	3000@0.276	---	2024	9,372	11	2,530.44	2,709.21	0.19	0.288	55102010
2,160,524	0.670	---	---	---	03/12/2018	23/11/1999	---	N. LEVENTERIS (PR)	0.214	1.91 #	0.21	28/07/2025	0.21	0.21	0.23	0.23	0.215	14134@0.230	---	---	2024	8,866	3	1,901.86	2,709.21	0.183	0.272	55102010

## Suspension Status

13,191,620	0.620	---	---	---	04/08/2010	09/09/2002	5232	YALCO - CONSTANTINOU (CR)	0.16	---	0.16	30/05/2025	---	---	---	---	---	---	26032@0.162	---	---	---	---	---	2,110.66	0.144	0.162	40202020
17,579,754	4.16	---	---	---	18/08/2006	02/08/2010	---	BIOTER SA (CR)	0.206	---	0.206	30/05/2025	---	---	---	---	---	---	---	---	---	---	---	---	3,621.43	0.18	0.29	50101010
3,961,300	1.28	---	---	---	29/06/2004	03/08/2000	5248	DUROS SA (CR)	0.25	---	0.25	24/04/2023	---	---	---	---	---	---	---	---	---	---	---	---	990.33	0.25	0.25	40204020
51,754,364	0.300	---	---	---	23/12/2003	24/01/2007	5197	SELECTED TEXT. IND. ASSOC (CR)	0.132	---	0.132	31/10/2024	---	---	---	---	---	---	---	---	---	---	---	---	6,831.58	0.132	0.132	55101020
15,842,391	1.51	---	---	---	15/07/2009	12/05/2000	5141	BITROS HOLDING SA (CR)	0.51	---	0.51	30/05/2025	---	---	---	---	---	---	---	---	---	---	---	---	8,079.62	0.46	0.77	55102010
28,438,268	0.070	---	---	---	21/08/2006	24/11/1999	5253	SPIROY AGRICULTURE SA (CR)	0.138	---	0.138	30/05/2025	---	---	---	---	---	---	---	---	---	---	---	---	3,924.48	0.125	0.176	45102010

## Shares' Notes

Code	Note text
( )	- Adjusted dividends.
*	- Last adjusted closing price.
[1]	- Net dividends.
[2]	- The "Date of Last Coupon" for New listings refers to the date company's stocks started to trade in Athex
[3]	- The Company Market Value is referred to the number of outstanding shares
[4]	- Sectors codification can be found in Appendix A
[5]	- The Market Value refers to the total number of shares listed (including their several classes) in the exchange by the company.
[6]	- P/E greater than 100
[7]	- Last view of the Order Book before the end of the trading session
[8]	- All Blocks Methods' Transactions Value are included.
5093	- Transfer to the Surveillance Category as of 8/4/2015.
5141	- Transfer to the Surveillance Category as of 10/05/2017.
5160	- Transfer to the Surveillance Category as of 15/04/2016.
5165	- Transfer to the Surveillance Category as of 15/02/2018.
5193	- Transfer to the Surveillance Category as of 25/10/2018.
5197	- Transfer to the Surveillance Category as of 07/11/2018.
5232	- Transfer to the Under Surveillance Category from 08/04/2011.
5248	- Transfer to the Surveillance Category as of 06/09/20116.
5253	- Transfer to the Surveillance Category as of 14/5/2021.

## Securities Blocks Details

Securities	Block Volume	Price	Block Trade Value	Time of approval	Note
PIRAEUS FINANCIAL HOLD (CR)	146,908	6.66	977,819.65	10:40:46	20
HELLENIC EXCHANGES-A.S.E. (CR)	20,000	7.28	145,600.00	12:08:01	20
HELLENIC EXCHANGES-A.S.E. (CR)	80,000	7.28	582,400.00	12:08:29	20
NATIONAL BANK (CR)	75,000	11.94	895,500.00	12:23:01	20
IDEAL HOLDINGS (CR)	10,000	6.02	60,200.00	12:37:21	20
THRACE PLASTICS SA (CR)	15,000	3.85	57,750.00	12:38:05	20
AKTOR S.A. HOLDING CO. (CR)	100,000	6.08	608,000.00	12:38:44	20
THRACE PLASTICS SA (CR)	10,000	3.85	38,500.00	12:40:27	20
IDEAL HOLDINGS (CR)	10,000	6.03	60,300.00	12:48:42	20
IDEAL HOLDINGS (CR)	10,000	6.03	60,300.00	12:49:10	20
AUSTRIACARD (CB)	16,000	5.46	87,360.00	12:49:35	20
AUSTRIACARD (CB)	14,000	5.46	76,440.00	12:49:50	20
PIRAEUS FINANCIAL HOLD (CR)	150,000	6.74	1,011,300.00	13:08:41	20
PIRAEUS FINANCIAL HOLD (CR)	150,000	6.76	1,014,000.00	13:25:29	20
GR. SARANTIS S.A. (CR)	15,000	13.30	199,500.00	13:31:37	20
OPTIMA BANK (CR)	45,000	7.12	320,400.00	15:32:33	20
THESSALONIKA WATER & SEWERAGE	20,162	4.45	89,720.90	16:23:49	18
OTE (CR)	30,202	15.83	477,946.65	16:26:10	20
OTE (CR)	63,884	15.82	1,010,644.88	16:26:29	20
EVROPI HOLDINGS S.A. (CR)	93,250	1.89	175,776.25	16:35:55	20
ALUMIL (CR)	20,000	5.00	100,000.00	16:36:53	20

## Blocks Notes

9 - Method 6-1 / Special Fees

10 - Method 6-1 / Special Fees, SDS

14 - Method 6-3 / Settlement, Incomplete Buy and Sell

18 - Method 6-2 / SPOT 1

19 - Method 6-2 / SPOT 2

20 - Method 6-1 and Method 6-1 Same Day Settlement

21 - Other Pre-agreed

**Shares Rights Details**

Occured date	Exercise from	Exercise until	Trading until	Rights	Price min	Price max	Closing price	Last Bid	Last Ask	Volume	Trades	Transactions Value
--------------	---------------	----------------	---------------	--------	-----------	-----------	---------------	----------	----------	--------	--------	--------------------

No Rights Transactions.

### Forced Sales Details

Securities	Category of Security	Transactions Volume	Number of Trades	Transactions Value	Note
OTE (CR)	Stocks	3	1	47.19	1
PROODEFTIKH SA (CR)	Stocks	2,000	1	860.00	1
LOULIS FOOD (CR)	Stocks	1,000	1	3,700.00	1
INTRACOM HOLDINGS (CR)	Stocks	1,468	2	4,763.66	1
FRIGOGLASS SA (CR)	Stocks	16	2	8.06	1
ELTON SA (CR)	Stocks	40	1	72.80	1
OPAP (CR)	Stocks	563	2	10,674.48	1
AEGEAN AIRLINES (CR)	Stocks	100	2	1,252.00	1
VIOHALCO SA/NV (CB)	Stocks	460	4	2,819.80	1

### Forced Sales Notes

- 1 - Compulsory Public Forced Sales
- 2 - Forced Sales of Fixed Registered Shares
- 3 - Forced Sales of Remaining Fractional Shares

## Exchange Traded Funds (ETFs) Characteristics

	Transactions Date (T)	Creation / Redemption	Units (T-1)	New Units (T-1)	Redemption Units (T-1)	Units (T) [1]	Fund Assets [2]	Net Unit Price	Dividend per Unit	Dividend Date
ALPHA ETF FTSE Athex Large Cap	29/07/2025	5,000	1,025,078	---	---	1,025,078	50,163,800.00	48.9366	1.15	01/07/2025

## ETFs Notes

[1] - Units (T) = Units (T-1) + New Units (T-1) - Redemption Units (T-1)

[2] - The Creation / Redemption Units of T-1 are included.



## Non Convertible Corporate Bonds - Regulated Market

Num Listed Bonds	Nominal price	Issue price	Today's Rate	Exp. Date	Duration (years)	Note	Coupon		Trading	Corporate Bonds	Accrued Int.	Yield.T.Mat	Price min	Price max	Closing price	Previous closing price/date	Volume	Transactions Value	Last order			Year max		
							Common	Preferred											Price	Buy / Sell	Date		Year min	
250,000	1,000.00	1,000.00	2.45	16/11/2028	7	---	8	---	1	ELVALHALCOR S.A. (Non Convertible)	5.1722	2.9750	97.5500	97.6000	97.5667	97.5000	28/07/2025	42,000	41,195.23	97.5000	B	29/07/2025	93.6975	98.0000
320,000	1,000.00	1,000.00	3.40	21/07/2027	7	---	11	---	1	LAMDA DEVELOPMENT S.A. (Non Convertible)	0.9444	2.8080	99.5200	100.4800	100.2000	99.9230	28/07/2025	189,000	189,506.70	100.0020	B	29/07/2025	97.6000	100.4800
200,000	1,000.00	1,000.00	2.10	27/10/2027	7	---	10	---	1	O.P.A.P. S.A. (Non Convertible)	5.4833	2.4930	98.6000	98.7500	98.6097	98.4650	28/07/2025	231,000	229,055.15	98.6000	B	29/07/2025	96.0100	99.1699
200,000	1,000.00	1,000.00	1.90	23/03/2028	7	---	9	---	1	MOTOR OIL CORINTH REFINERIES SA (Non Convertible)	6.8083	2.5120	97.9000	98.0000	97.9286	97.7510	28/07/2025	35,000	34,513.29	97.8000	B	29/07/2025	93.5278	98.8000
100,000	1,000.00	1,000.00	4.40	26/07/2029	7	---	7	---	1	CPLP SHIPPING HOLDINGS PLC (Non Convertible)	0.3667	3.3230	102.2499	102.2500	102.2500	102.0000	28/07/2025	89,000	91,035.13	102.5000	B	29/07/2025	100.4600	105.2895
199,375	1,000.00	1,000.00	3.60	12/03/2026	7	---	13	---	1	AEGEAN AIRLINES S.A. (Non Convertible)	14.1000	2.6310	100.2200	100.2200	100.2200	100.4070	28/07/2025	5,000	5,081.50	100.3000	B	29/07/2025	99.2676	101.0000
150,000	1,000.00	1,000.00	2.60	22/10/2026	7	---	12	---	1	TERNA ENERGY FINANCE S.A. (Non Convertible)	7.2222	2.5430	99.6000	99.6000	99.6000	99.4840	24/07/2025	30,000	30,096.67	99.6000	B	29/07/2025	97.6272	100.0000
100,000	1,000.00	1,000.00	2.80	25/01/2027	5	---	8	---	1	PREMIA S.A. (Non Convertible)	0.4667	3.1930	98.3000	99.0000	98.9726	98.6310	28/07/2025	76,000	75,254.67	98.4000	B	29/07/2025	96.2000	99.5799
500,000	1,000.00	1,000.00	2.75	03/07/2027	7	---	11	---	1	GEK TERNA S.A. (Non Convertible)	2.1389	2.8510	99.0000	99.1000	99.0667	99.1430	28/07/2025	135,000	133,949.76	99.0500	B	29/07/2025	96.5000	99.4000
150,000	1,000.00	1,000.00	2.65	22/10/2026	5	---	8	---	1	CPLP SHIPPING HOLDINGS PLC (Non Convertible)	7.3611	3.1480	99.0000	99.0210	99.0179	98.9770	28/07/2025	17,000	16,958.19	99.0510	B	29/07/2025	97.3000	99.9000
250,000	1,000.00	1,000.00	3.70	04/07/2032	7	---	1	---	1	AEGEAN AIRLINES S.A. (Non Convertible)	2.7750	3.1700	103.0000	103.0000	103.0000	103.0000	28/07/2025	152,000	156,981.80	102.7000	B	29/07/2025	100.4000	104.0000
120,000	1,000.00	1,000.00	2.65	06/12/2028	7	---	8	---	1	NOVAL PROPERTY REIC (Non Convertible)	4.0486	3.2440	97.1000	97.5000	97.2036	97.6000	28/07/2025	98,000	95,656.27	97.3000	B	29/07/2025	94.2301	99.9900
300,000	1,000.00	1,000.00	2.30	14/12/2028	7	---	8	---	1	GEK TERNA S.A. (Non Convertible)	2.8750	3.2640	96.1200	97.0000	96.1772	96.5520	28/07/2025	87,000	84,082.58	96.1300	B	29/07/2025	92.9502	97.1000
100,000	1,000.00	1,000.00	2.95	11/02/2027	5	---	7	---	1	SAFE BULKERS PARTICIPATIONS PLC (Non Convertible)	13.9306	2.7340	99.9000	99.9000	99.9000	98.9600	28/07/2025	1,000	1,012.93	99.0000	B	29/07/2025	96.7794	99.9999
500,000	1,000.00	1,000.00	4.00	10/07/2030	7	---	5	---	1	METLEN ENERGY & METALS S.A. (Non Convertible)	2.3333	3.0020	103.0000	103.3500	103.2600	103.1470	28/07/2025	229,000	236,845.45	103.2001	B	29/07/2025	100.4600	103.9600
99,697	1,000.00	1,000.00	5.50	15/12/2028	5	---	4	---	1	IDEAL HOLDINGS S.A. (Non Convertible)	6.8750	3.5510	104.0000	105.0000	104.9773	104.9410	28/07/2025	155,000	163,780.44	104.0000	B	29/07/2025	102.5039	106.3000
200,000	1,000.00	1,000.00	4.25	23/01/2029	5	---	4	---	1	AUTOHELLAS S.A. (Non Convertible)	0.9444	3.3070	102.3000	102.6000	102.3036	102.6000	28/07/2025	478,000	490,311.64	102.3500	B	29/07/2025	100.0000	103.2000
130,000	1,000.00	1,000.00	6.00	27/02/2029	5	---	3	---	1	INTRALOT S.A. (Non Convertible)	25.6667	4.4350	103.7000	103.7000	103.7000	103.7300	28/07/2025	4,000	4,250.67	103.7500	B	29/07/2025	101.0000	104.5000
300,000	1,000.00	1,000.00	2.30	20/07/2028	7	---	9	---	1	PRODEA REIC S.A. (Non Convertible)	0.6389	3.3010	96.1000	96.6000	96.4000	96.8000	28/07/2025	90,000	86,799.63	96.2101	B	29/07/2025	93.5001	97.0000

## Corporate Bonds Notes

Transactions Volume = (Pieces) \* (Nominal Price). Transactions Value = (Pieces) \* (Nominal Price) \* (price %) + (Accrued interest).

The price of a Bond is stated as a percentage (%) of Bond's Nominal Price.

Nominal Price in Euros (€), except if it is noted differently.

## Government Bonds

Number Listed Bonds	Nominal price	Today's Rate	Accrued Interest Calc	Exp. Date [1]	Duration (years)	Note	Coupons Date	Curr. coupon value	Trading Unit	Government Bonds	Price min	Price max	Closing price	Previous closing price/date	Volume	Transactions Value	Price	Last order Buy / Sell	Date
4,000,000	1,000.00	4.13	Actual/Actual	15/06/2054	30	---	15/06	4.13	1	GGB-FXD-150654-30Y-4.125-1.000	---	---	---	---	---	---	---	---	---
4,700,000	1,000.00	1.88	Actual/Actual	04/02/2035	15	---	04/02	1.88	1	GGB-FXD-040235-15Y-1.875-1.000	---	---	---	---	---	---	---	---	---
6,000,000	1,000.00	0.75	Actual/Actual	18/06/2031	10	---	18/06	0.75	1	GGB-FXD-180631-10Y-0.750-1.000	---	---	---	---	---	---	---	---	---
3,600,000	1,000.00	3.88	Actual/Actual	15/06/2028	5	---	15/06	3.88	1	GGB-FXD-150628-05Y-3.875-1.000	---	---	---	---	---	---	---	---	---
5,962,747,327	1.00	3.75	Actual/Actual	30/01/2028	10	---	/02 - 02/02 - 31/	3.75	1	GGB-FXD-300128-10Y-3.750-1.000	---	---	---	85.4610 13/07/2018	---	---	1.0000	B	28/11/2018
7,067,309,386	1.00	3.90	Actual/Actual	30/01/2033	15	---	/02 - 02/02 - 31/	3.90	1	GGB-FXD-300133-15Y-3.900-1.000	---	---	---	78.6730 13/07/2018	---	---	1.0000	B	28/11/2018
5,622,848,349	1.00	4.00	Actual/Actual	30/01/2037	19	---	/02 - 02/02 - 31/	4.00	1	GGB-FXD-300137-19Y-4.000-1.000	---	---	---	77.0370 13/07/2018	---	---	1.0000	B	28/11/2018
5,476,770,669	1.00	4.20	Actual/Actual	30/01/2042	24	---	/02 - 02/02 - 31/	4.20	1	GGB-FXD-300142-24Y-4.200-1.000	---	---	---	77.7640 13/07/2018	---	---	1.0000	B	28/11/2018
4,950,000	1,000.00	3.38	Actual/Actual	15/06/2034	10	---	15/06	3.38	1	GGB-FXD-150634-10Y-3.375-1.000	---	---	---	---	---	---	---	---	---
59,586,043	1.00	4.30	Actual/Actual	24/02/2026	14	---	24/02	4.30	1	GGB-FXD-240226-14Y-2.000-1.000	---	---	---	10.0000 22/06/2015	---	---	---	---	---
41,118,344	1.00	4.30	Actual/Actual	24/02/2027	15	---	24/02	4.30	1	GGB-FXD-240227-15Y-2.000-1.000	---	---	---	10.0000 22/06/2015	---	---	---	---	---
45,137,734	1.00	4.30	Actual/Actual	24/02/2028	16	---	24/02	4.30	1	GGB-FXD-240228-16Y-2.000-1.000	---	---	---	10.0000 22/06/2015	---	---	---	---	---
61,768,888	1.00	4.30	Actual/Actual	24/02/2029	17	---	24/02	4.30	1	GGB-FXD-240229-17Y-2.000-1.000	---	---	---	10.0000 22/06/2015	---	---	---	---	---
54,567,744	1.00	4.30	Actual/Actual	24/02/2030	18	---	24/02	4.30	1	GGB-FXD-240230-18Y-2.000-1.000	---	---	---	10.0000 22/06/2015	---	---	---	---	---
37,541,515	1.00	4.30	Actual/Actual	24/02/2031	19	---	24/02	4.30	1	GGB-FXD-240231-19Y-2.000-1.000	---	---	---	10.0000 22/06/2015	---	---	---	---	---
37,558,317	1.00	4.30	Actual/Actual	24/02/2032	20	---	24/02	4.30	1	GGB-FXD-240232-20Y-2.000-1.000	---	---	---	10.0000 22/06/2015	---	---	---	---	---
37,473,732	1.00	4.30	Actual/Actual	24/02/2033	21	---	24/02	4.30	1	GGB-FXD-240233-21Y-2.000-1.000	---	---	---	10.0000 22/06/2015	---	---	---	---	---
33,888,293	1.00	4.30	Actual/Actual	24/02/2034	22	---	24/02	4.30	1	GGB-FXD-240234-22Y-2.000-1.000	---	---	---	10.0000 22/06/2015	---	---	---	---	---
35,177,800	1.00	4.30	Actual/Actual	24/02/2035	23	---	24/02	4.30	1	GGB-FXD-240235-23Y-2.000-1.000	---	---	---	10.0000 22/06/2015	---	---	---	---	---
35,547,268	1.00	4.30	Actual/Actual	24/02/2036	24	---	24/02	4.30	1	GGB-FXD-240236-24Y-2.000-1.000	---	---	---	10.0000 22/06/2015	---	---	---	---	---
40,246,306	1.00	4.30	Actual/Actual	24/02/2037	25	---	24/02	4.30	1	GGB-FXD-240237-25Y-2.000-1.000	---	---	---	10.0000 22/06/2015	---	---	---	---	---
37,643,952	1.00	4.30	Actual/Actual	24/02/2038	26	---	24/02	4.30	1	GGB-FXD-240238-26Y-2.000-1.000	---	---	---	10.0000 22/06/2015	---	---	---	---	---
36,977,100	1.00	4.30	Actual/Actual	24/02/2039	27	---	24/02	4.30	1	GGB-FXD-240239-27Y-2.000-1.000	---	---	---	10.0000 22/06/2015	---	---	---	---	---
41,615,000	1.00	4.30	Actual/Actual	24/02/2040	28	---	24/02	4.30	1	GGB-FXD-240240-28Y-2.000-1.000	---	---	---	10.0000 22/06/2015	---	---	---	---	---
42,227,208	1.00	4.30	Actual/Actual	24/02/2041	29	---	24/02	4.30	1	GGB-FXD-240241-29Y-2.000-1.000	---	---	---	10.0000 22/06/2015	---	---	---	---	---
68,288,487	1.00	4.30	Actual/Actual	24/02/2042	30	---	24/02	4.30	1	GGB-FXD-240242-30Y-2.000-1.000	---	---	---	10.0000 22/06/2015	---	---	---	---	---
4,700,000	1,000.00	3.88	Actual/Actual	12/03/2029	10	---	12/03	3.88	1	GGB-FXD-120329-10Y-3.875-1.000	---	---	---	---	---	---	100.0000	B	15/10/2019
3,192,362	1,000.00	0.00	Actual/Actual	12/02/2026	5	---	12/02	0.00	1	GGB-FXD-120226-05Y-0.000-1.000	---	---	---	---	---	---	---	---	---
2,100,000	1,000.00	3.55	Actual/Actual	20/03/2026	7	---	20/03	3.55	1	GGB-FXD-200326-07Y-3.550-1.000	---	---	---	---	---	---	---	---	---
5,500,000	1,000.00	1.50	Actual/Actual	18/06/2030	10	---	18/06	1.50	1	GGB-FXD-180630-10Y-1.500-1.000	---	---	---	---	---	---	---	---	---
5,500,000	1,000.00	4.38	Actual/Actual	18/07/2038	15	---	18/07	4.38	1	GGB-FXD-180738-15Y-4.375-1.000	---	---	---	---	---	---	---	---	---
40,000	1,000.00	3.91	FLR Actual/360	18/09/2025	1	---	18/09 - 18/03	---	1	GGB-FLT-180925-01Y-3.915-1.000	---	---	---	---	---	---	---	---	---
5,364,250	1,000.00	3.25	Actual/Actual	20/03/2050	30	---	20/03	3.25	1	GGB-FXD-200350-30Y-3.250-1.000	---	---	---	---	---	---	---	---	---
4,250,000	1,000.00	3.63	Actual/Actual	15/06/2035	10	---	15/06	3.63	1	GGB-FXD-150635-10Y-3.625-1000.00	---	---	---	---	---	---	---	---	---
3,924,361	1,000.00	2.00	Actual/Actual	22/04/2027	7	---	22/04	2.00	1	GGB-FXD-220427-07Y-2.000-1.000	---	---	---	---	---	---	99.9000	B	22/04/2020

## Government Bonds Notes

Transactions Volume = (Pieces) \* (Nominal Price). Transactions Value = (Pieces) \* (Nominal Price) \* (price %) + (Accrued interest).

The Value of current coupon for the issues with NV 0.01 euro refers to NV 100 euros

FLR: Floating Interest Rate.

[1] - The Expiration Date of the interest bearing period and the Date for coupon payment.

## Government Bonds

Number Listed Bonds	Nominal price	Today's Rate	Accrued Interest Calc	Exp. Date [1]	Duration (years)	Note	Coupons Date	Curr. coupon value	Trading Unit	Government Bonds	Price min	Price max	Closing price	Previous closing price/date	Volume	Transactions Value	Price	Last order Buy / Sell	Date
2,298,012	1,000.00	1.88	Actual/Actual	23/07/2026	7	---	23/07	1.88	1	GGB-FXD-230726-07Y-1.875-1.000	---	---	---	---	---	---	---	---	---
4,900,000	1,000.00	4.25	Actual/Actual	15/06/2033	10	---	15/06	4.25	1	GGB-FXD-150633-10Y-4.250-1.000	---	---	---	---	---	---	---	---	---
3,500,000	1,000.00	1.88	Actual/Actual	24/01/2052	30	---	24/01	1.88	1	GGB-FXD-240152-30Y-1.875-1.000	---	---	---	---	---	---	---	---	---
3,700,000	1,000.00	1.75	Actual/Actual	18/06/2032	10	---	18/06	1.75	1	GGB-FXD-180632-10Y-1.750-1.000	---	---	---	---	---	---	---	---	---
2,200,000	1,000.00	1.13	FLR Actual/360	15/12/2027	5	---	- 15/03 - 15/09 -	---	1	GGB-FLT-151227-05Y-1.130-1.000	---	---	---	---	---	---	102.1600	B	30/12/2022

## Government Bonds Notes

Transactions Volume = (Pieces) \* (Nominal Price). Transactions Value = (Pieces) \* (Nominal Price) \* (price %) + (Accrued interest).

The Value of current coupon for the issues with NV 0.01 euro refers to NV 100 euros

FLR: Floating Interest Rate.

[1] - The Expiration Date of the interest bearing period and the Date for coupon payment.

Treasury Bills & Zero Coupon Government Bonds

Issue Date	13-Week Maturity									26-Week Maturity									52-Week Maturity								
	Exp. Date	Initial Rate	Num Listed Bonds	Nominal price	Issue price	Last Trade Price	Last Trade Date	Volume Traded	Note	Exp. Date	Initial Rate	Num Listed Bonds	Nominal price	Issue price	Last Trade Price	Last Trade Date	Volume Traded	Note	Exp. Date	Initial Rate	Num Listed Bonds	Nominal price	Issue price	Last Trade Price	Last Trade Date	Volume Traded	Note
06/09/2024	---	---	---	---	---	---	---	---	---	---	---	---	---	---	---	---	---	---	05/09/2025	2.82	600,000	1,000.00	972.28	---	---	---	---
06/12/2024	---	---	---	---	---	---	---	---	---	---	---	---	---	---	---	---	---	---	05/12/2025	2.27	600,000	1,000.00	977.58	---	---	---	---
07/03/2025	---	---	---	---	---	---	---	---	---	---	---	---	---	---	---	---	---	---	06/03/2026	2.15	600,000	1,000.00	978.76	---	---	---	---
06/06/2025	---	---	---	---	---	---	---	---	---	---	---	---	---	---	---	---	---	---	06/06/2026	1.84	600,000	1,000.00	981.74	---	---	---	---

Bonds in Circulation	Currency / Min nominal traded Value	Coupons Payment Date	Current Coupon Value	Note	Coupon	Trading Unit	Issue Date	Duration (years)	Today's Interest	A.I.C in days	Bonds	Last price of previous days		Last Outcry in Cash (euro)			Trades in Pieces	Life min	Life Max
												Price	Buy / Sell	Price	Buy / Sell	Date			
<b>Corporate Bonds in Foreign Currency and Euro</b>																			
103,746	GBP / 10	01/12	0.25	---	66	1	01/12/1930	98	2.5	360	National Mortgage Bank	2.27	05/02/1996	2.27	S	05/02/1996	---	2.27	2.27
0	GBP / 10	01/12	0.25	---	68	1	01/12/1928	100	2.5	360	National Mortgage Bank	---	---	---	---	---	---	---	---

## Government Bonds Notes

A.I.C: Accrued Interest Calculation base.

FLR: Floating Interest Rate.

The minimum tradeable Nominal Value for all Demeterialised Government Titles is 100 Euros.

(μτφρ-0)

Underlying Asset				Derivatives Market													
Price max	Price min	Closing price	change	Delivery Month	Open price	Price max	Price min	Last price	Closing price	Last Bid	Last Ask	Fixing price*	Life high	Life low	Trades	Volume	Open Interest
<b>FTSE/Athex Large Cap</b>				(Trade Unit: 1 Index Point x 2€, Cash Settlement)													
4,962.45	4,892.76	4,962.45	1.42%	August 2025	4,906.00	4,963.00	4,894.50	4,963.00	4,963.00	---	---		5,004.50	---	79	283	6,306
				September 2025	4,938.00	4,938.00	4,937.75	4,937.75	4,937.75	---	---		4,990.00	---	2	21	58
				October 2025	---	---	---	---	4,914.75	---	---		---	---	---	---	---
				December 2025	---	---	---	---	4,932.00	---	---		---	---	---	---	---
				March 2026	---	---	---	---	4,956.75	---	---		---	---	---	---	---
				June 2026	---	---	---	---	4,981.25	---	---		---	---	---	---	---
<b>FTSE/Athex Banks</b>				(Trade Unit: 1 Index Point x 15€, Cash Settlement)													
2,147.05	2,102.28	2,147.05	2.13%	September 2025	2,123.00	2,123.00	2,123.00	2,123.00	2,123.00	---	---		2,166.00	---	1	10	1,949
				December 2025	---	---	---	---	2,119.00	---	---		---	---	---	---	---
				March 2026	---	---	---	---	2,129.75	---	---		---	---	---	---	---
				June 2026	---	---	---	---	2,140.25	---	---		---	---	---	---	---
<b>MSCI GREECE REBASED</b>				(Trade Unit: 1 Index Point x 2€, Cash Settlement)													
8,181.95	8,033.60	8,176.11	1.76%	August 2025	---	---	---	---	7,813.00	---	---		7,216.25	---	---	---	---
				September 2025	---	---	---	---	7,813.00	---	---		7,216.25	---	---	---	---
				October 2025	---	---	---	---	7,813.00	---	---		7,133.75	---	---	---	---
				November 2025	---	---	---	---	8,086.50	---	---		---	---	---	---	---
				December 2025	---	---	---	---	8,099.00	---	---		---	---	---	---	---
				January 2026	---	---	---	---	8,111.50	---	---		---	---	---	---	---
				March 2026	---	---	---	---	8,139.75	---	---		---	---	---	---	---
				June 2026	---	---	---	---	8,180.25	---	---		---	---	---	---	---

Derivatives notes - <https://www.athexgroup.gr/en/market-data/statistics/eod-closing-prices/>

Fixing prices and final open positions can be retrieved from the following path <http://www.athexgroup.gr/en/market-data/statistics/eod-closing-prices>

Underlying Asset				Derivatives Market													
Price max	Price min	Closing price	change	Delivery Month	Open price	Price max	Price min	Last price	Closing price	Last Bid	Last Ask	Fixing price*	Life high	Life low	Trades	Volume	Open Interest
<b>ADMIE (IPTO) HOLDING S.A. (CR)</b>																	
(Contract Size: 100 Securities, Physical Delivery)																	
3.41	3.34	3.35	-1.61%	September 2025	3.34	3.35	3.31	3.33	3.33	---	---	---	3.43	---	22	155	16,032
---	---	---	---	December 2025	---	---	---	---	3.43	---	---	---	---	---	---	---	---
---	---	---	---	March 2026	---	---	---	---	3.45	---	---	---	---	---	---	---	---
---	---	---	---	June 2026	---	---	---	---	3.47	---	---	---	---	---	---	---	---
<b>AEGEAN AIRLINES (CR)</b>																	
(Contract Size: 100 Securities, Physical Delivery)																	
12.66	12.5	12.52	-0.16%	September 2025	12.62	12.67	12.59	12.60	12.60	---	---	---	13.28	---	15	78	3,837
---	---	---	---	December 2025	---	---	---	---	12.64	---	---	---	11.40	---	---	---	---
---	---	---	---	March 2026	---	---	---	---	12.70	---	---	---	---	---	---	---	---
---	---	---	---	June 2026	---	---	---	---	12.77	---	---	---	---	---	---	---	---
<b>AKTOR S.A. HOLDING CO. (CR)</b>																	
(Contract Size: 100 Securities, Physical Delivery)																	
6.15	6.04	6.11	-0.16%	September 2025	6.14	6.15	6.09	6.15	6.15	---	---	---	6.20	---	13	1,159	55,564
---	---	---	---	December 2025	---	---	---	---	6.17	---	---	---	---	---	---	---	---
---	---	---	---	March 2026	---	---	---	---	6.20	---	---	---	---	---	---	---	---
---	---	---	---	June 2026	---	---	---	---	6.23	---	---	---	---	---	---	---	---
<b>ALPHA BANK (CR)</b>																	
(Contract Size: 100 Securities, Physical Delivery)																	
3.285	3.183	3.285	2.98%	September 2025	3.21	3.30	3.19	3.29	3.29	---	---	---	3.41	3.00	228	5,100	71,213
---	---	---	---	December 2025	3.25	3.25	3.25	3.25	3.25	---	---	---	3.39	---	1	1	193
---	---	---	---	March 2026	---	---	---	---	3.23	---	---	---	---	---	---	---	---
---	---	---	---	June 2026	---	---	---	---	3.25	---	---	---	---	---	---	---	---
<b>ATHENS INTL AIRPORT (CR)</b>																	
(Contract Size: 100 Securities, Physical Delivery)																	
10.04	9.94	9.98	-0.30%	September 2025	---	---	---	---	10.09	---	---	---	10.76	---	---	---	210
---	---	---	---	December 2025	---	---	---	---	10.09	---	---	---	---	---	---	---	---
---	---	---	---	March 2026	---	---	---	---	10.14	---	---	---	---	---	---	---	---
---	---	---	---	June 2026	---	---	---	---	10.19	---	---	---	---	---	---	---	---
<b>AUTOHELLAS SA (CR)</b>																	
(Contract Size: 100 Securities, Physical Delivery)																	
10.8	10.7	10.74	-0.37%	September 2025	---	---	---	---	10.82	---	---	---	11.39	---	---	---	471
---	---	---	---	December 2025	---	---	---	---	10.87	---	---	---	---	---	---	---	---
---	---	---	---	March 2026	---	---	---	---	10.92	---	---	---	---	---	---	---	---
---	---	---	---	June 2026	---	---	---	---	10.98	---	---	---	---	---	---	---	---
<b>AVAX S.A. (CR)</b>																	
(Contract Size: 100 Securities, Physical Delivery)																	
2.275	2.23	2.26	0.89%	September 2025	2.20	2.20	2.18	2.18	2.18	---	---	---	2.30	---	8	66	2,824
---	---	---	---	December 2025	---	---	---	---	2.26	---	---	---	---	---	---	---	---
---	---	---	---	March 2026	---	---	---	---	2.27	---	---	---	---	---	---	---	---
---	---	---	---	June 2026	---	---	---	---	2.28	---	---	---	---	---	---	---	---

Derivatives notes - <https://www.athexgroup.gr/en/market-data/statistics/eod-closing-prices/>

Fixing prices and final open positions can be retrieved from the following path <http://www.athexgroup.gr/en/market-data/statistics/eod-closing-prices>

Underlying Asset				Derivatives Market													
Price max	Price min	Closing price	change	Delivery Month	Open price	Price max	Price min	Last price	Closing price	Last Bid	Last Ask	Fixing price*	Life high	Life low	Trades	Volume	Open Interest
<b>BANK OF CYPRUS (CR)</b>				(Contract Size: 100 Securities, Physical Delivery)													
6.7	6.62	6.7	0.60%	September 2025	6.67	6.71	6.67	6.71	6.71	---	---	---	6.81	---	5	32	1,799
				December 2025	---	---	---	---	6.65	---	---	---	6.10	---	---	---	---
				March 2026	---	---	---	---	6.75	---	---	---	---	---	---	---	---
				June 2026	---	---	---	---	6.78	---	---	---	---	---	---	---	---
<b>CC HBC AG (CR)</b>				(Contract Size: 100 Securities, Physical Delivery)													
45.64	45.26	45.64	0.84%	September 2025	---	---	---	---	45.28	---	---	---	46.86	---	---	---	122
				December 2025	---	---	---	---	45.62	---	---	---	---	---	---	---	---
				March 2026	---	---	---	---	45.85	---	---	---	---	---	---	---	---
				June 2026	---	---	---	---	46.08	---	---	---	---	---	---	---	---
<b>CENERGY HOLDINGS (CB)</b>				(Contract Size: 100 Securities, Physical Delivery)													
10.58	10.36	10.58	1.73%	September 2025	10.50	10.50	10.47	10.47	10.47	---	---	---	10.91	---	3	90	8,061
				December 2025	---	---	---	---	10.48	---	---	---	---	---	---	---	---
				March 2026	---	---	---	---	10.54	---	---	---	---	---	---	---	---
				June 2026	---	---	---	---	10.59	---	---	---	---	---	---	---	---
<b>ELLAKTOR (CR)</b>				(Contract Size: 100 Securities, Physical Delivery)													
1.32	1.296	1.318	1.38%	September 2025	1.35	1.35	1.30	1.32	1.32	---	---	---	1.43	---	18	188	4,587
				December 2025	---	---	---	---	1.31	---	---	---	---	---	---	---	---
				March 2026	---	---	---	---	1.32	---	---	---	---	---	---	---	---
				June 2026	---	---	---	---	1.32	---	---	---	---	---	---	---	---
<b>ELVALHALCOR (CR)</b>				(Contract Size: 100 Securities, Physical Delivery)													
2.56	2.45	2.55	2.00%	September 2025	2.52	2.56	2.47	2.55	2.55	---	---	---	2.72	---	22	189	3,510
				December 2025	---	---	---	---	2.52	---	---	---	---	---	---	---	---
				March 2026	---	---	---	---	2.53	---	---	---	---	---	---	---	---
				June 2026	---	---	---	---	2.55	---	---	---	---	---	---	---	---
<b>EUROBANK HOLDINGS (CR)</b>				(Contract Size: 100 Securities, Physical Delivery)													
3.216	3.142	3.212	1.97%	September 2025	3.18	3.22	3.15	3.22	3.22	---	---	---	3.26	---	96	1,414	44,070
				December 2025	---	---	---	---	3.17	---	---	---	3.19	---	---	---	33
				March 2026	---	---	---	---	3.19	---	---	---	---	---	---	---	---
				June 2026	---	---	---	---	3.21	---	---	---	---	---	---	---	---
<b>EYDAP S.A. (CR)</b>				(Contract Size: 100 Securities, Physical Delivery)													
7.65	7.46	7.64	1.46%	September 2025	7.46	7.64	7.46	7.64	7.64	---	---	---	7.64	---	50	214	7,409
				December 2025	---	---	---	---	7.59	---	---	---	---	---	---	---	---
				March 2026	---	---	---	---	7.63	---	---	---	---	---	---	---	---
				June 2026	---	---	---	---	7.67	---	---	---	---	---	---	---	---

Derivatives notes - <https://www.athexgroup.gr/en/market-data/statistics/eod-closing-prices/>

Fixing prices and final open positions can be retrieved from the following path <http://www.athexgroup.gr/en/market-data/statistics/eod-closing-prices>



Underlying Asset				Derivatives Market													
Price max	Price min	Closing price	change	Delivery Month	Open price	Price max	Price min	Last price	Closing price	Last Bid	Last Ask	Fixing price*	Life high	Life low	Trades	Volume	Open Interest
<b>FOURLIS (CR)</b>				(Contract Size: 100 Securities, Physical Delivery)													
4.43	4.37	4.4	0.00%	September 2025	4.40	4.41	4.38	4.38	4.38	---	---	---	4.55	---	13	57	691
				December 2025	---	---	---	---	4.44	---	---	---	---	---	---	---	---
				March 2026	---	---	---	---	4.46	---	---	---	---	---	---	---	---
				June 2026	---	---	---	---	4.48	---	---	---	---	---	---	---	---
<b>GEK TERNA (CR)</b>				(Contract Size: 100 Securities, Physical Delivery)													
20.86	20.56	20.8	0.39%	September 2025	20.75	20.98	20.66	20.98	20.98	---	---	---	21.70	---	16	62	11,463
				December 2025	---	---	---	---	20.97	---	---	---	20.72	---	---	---	20
				March 2026	---	---	---	---	20.99	---	---	---	---	---	---	---	---
				June 2026	---	---	---	---	21.10	---	---	---	---	---	---	---	---
<b>HELLENIC EXCHANGES-A.S.E. (CR)</b>				(Contract Size: 100 Securities, Physical Delivery)													
7.41	7.17	7.3	-0.14%	September 2025	7.36	7.41	7.20	7.40	7.40	---	---	---	7.52	---	101	840	3,109
				December 2025	---	---	---	---	7.37	---	---	---	---	---	---	---	---
				March 2026	---	---	---	---	7.41	---	---	---	---	---	---	---	---
				June 2026	---	---	---	---	7.44	---	---	---	---	---	---	---	---
<b>HELLENIO ENERGY (CR)</b>				(Contract Size: 100 Securities, Physical Delivery)													
7.775	7.645	7.695	0.19%	September 2025	7.74	7.74	7.70	7.74	7.74	---	---	---	7.95	---	13	119	4,651
				December 2025	---	---	---	---	7.28	---	---	---	6.91	---	---	---	180
				March 2026	---	---	---	---	7.78	---	---	---	---	---	---	---	---
				June 2026	---	---	---	---	7.82	---	---	---	---	---	---	---	---
<b>INTRACOM HOLDINGS (CR)</b>				(Contract Size: 100 Securities, Physical Delivery)													
3.27	3.235	3.245	0.31%	September 2025	3.28	3.28	3.25	3.26	3.26	---	---	---	3.52	---	12	45	14,414
				December 2025	---	---	---	---	3.26	---	---	---	---	---	---	---	---
				March 2026	---	---	---	---	3.28	---	---	---	---	---	---	---	---
				June 2026	---	---	---	---	3.29	---	---	---	---	---	---	---	---
<b>INTRALOT (CR)</b>				(Contract Size: 100 Securities, Physical Delivery)													
1.134	1.114	1.126	0.72%	September 2025	1.13	1.13	1.13	1.13	1.13	---	---	---	1.18	---	40	851	258,796
				December 2025	---	---	---	---	1.14	---	---	---	1.21	---	---	---	5,157
				March 2026	---	---	---	---	1.13	---	---	---	---	---	---	---	---
				June 2026	---	---	---	---	1.14	---	---	---	---	---	---	---	---
<b>JUMBO SA (CR)</b>				(Contract Size: 100 Securities, Physical Delivery)													
30.24	29.72	30	0.00%	September 2025	---	---	---	---	29.76	---	---	---	30.51	---	---	---	287
				December 2025	---	---	---	---	30.24	---	---	---	---	---	---	---	---
				March 2026	---	---	---	---	30.39	---	---	---	---	---	---	---	---
				June 2026	---	---	---	---	30.54	---	---	---	---	---	---	---	---

Derivatives notes - <https://www.athexgroup.gr/en/market-data/statistics/eod-closing-prices/>

Fixing prices and final open positions can be retrieved from the following path <http://www.athexgroup.gr/en/market-data/statistics/eod-closing-prices>

Underlying Asset				Derivatives Market													
Price max	Price min	Closing price	change	Delivery Month	Open price	Price max	Price min	Last price	Closing price	Last Bid	Last Ask	Fixing price*	Life high	Life low	Trades	Volume	Open Interest
<b>LAMDA DEVELOPMENT SA (CR)</b>				(Contract Size: 100 Securities, Physical Delivery)													
6.6	6.5	6.56	0.00%	September 2025	6.62	6.62	6.51	6.51	6.51	---	---	---	6.74	---	10	11	7,864
				December 2025	---	---	---	---	6.61	---	---	---	---	---	---	---	---
				March 2026	---	---	---	---	6.65	---	---	---	---	---	---	---	---
				June 2026	---	---	---	---	6.68	---	---	---	---	---	---	---	---
<b>MIG (CR)</b>				(Contract Size: 100 Securities, Physical Delivery)													
3.31	3.21	3.27	0.00%	September 2025	---	---	---	---	3.26	---	---	---	3.56	---	---	---	216
				December 2025	---	---	---	---	3.30	---	---	---	---	---	---	---	---
				March 2026	---	---	---	---	3.31	---	---	---	---	---	---	---	---
				June 2026	---	---	---	---	3.33	---	---	---	---	---	---	---	---
<b>MOTOR OIL (CR)</b>				(Contract Size: 100 Securities, Physical Delivery)													
25.18	24.7	25.18	1.37%	September 2025	24.86	25.20	24.86	25.20	25.20	---	---	---	26.00	---	24	183	3,624
				December 2025	---	---	---	---	25.04	---	---	---	---	---	---	---	---
				March 2026	---	---	---	---	25.16	---	---	---	---	---	---	---	---
				June 2026	---	---	---	---	25.29	---	---	---	---	---	---	---	---
<b>NATIONAL BANK (CR)</b>				(Contract Size: 100 Securities, Physical Delivery)													
12.08	11.825	12.015	1.61%	September 2025	11.93	12.13	11.90	12.07	12.07	---	---	---	12.36	---	134	640	13,223
				December 2025	---	---	---	---	11.91	---	---	---	12.01	---	---	---	1
				March 2026	---	---	---	---	11.98	---	---	---	---	---	---	---	---
				June 2026	---	---	---	---	12.04	---	---	---	---	---	---	---	---
<b>OPAP (CR)</b>				(Contract Size: 100 Securities, Physical Delivery)													
19.02	18.84	18.96	0.96%	September 2025	18.99	18.99	18.92	18.99	18.99	---	---	---	19.98	---	4	17	1,158
				December 2025	---	---	---	---	18.93	---	---	---	---	---	---	---	---
				March 2026	---	---	---	---	19.03	---	---	---	---	---	---	---	---
				June 2026	---	---	---	---	19.12	---	---	---	---	---	---	---	---
<b>OPTIMA BANK (CR)</b>				(Contract Size: 300 Securities, Physical Delivery)													
7.17	7.08	7.15	0.70%	September 2025	7.11	7.11	7.11	7.11	7.11	---	---	---	8.07	---	1	10	342
				December 2025	---	---	---	---	7.16	---	---	---	---	---	---	---	---
				March 2026	---	---	---	---	7.19	---	---	---	---	---	---	---	---
				June 2026	---	---	---	---	7.23	---	---	---	---	---	---	---	---
<b>OTE (CR)</b>				(Contract Size: 100 Securities, Physical Delivery)													
15.95	15.32	15.73	2.21%	September 2025	15.61	15.95	15.60	15.80	15.80	---	---	---	17.30	---	106	361	3,076
				December 2025	---	---	---	---	15.51	---	---	---	---	---	---	---	---
				March 2026	---	---	---	---	15.59	---	---	---	---	---	---	---	---
				June 2026	---	---	---	---	15.67	---	---	---	---	---	---	---	---

Derivatives notes - <https://www.athexgroup.gr/en/market-data/statistics/eod-closing-prices/>

Fixing prices and final open positions can be retrieved from the following path <http://www.athexgroup.gr/en/market-data/statistics/eod-closing-prices>

Underlying Asset				Derivatives Market													
Price max	Price min	Closing price	change	Delivery Month	Open price	Price max	Price min	Last price	Closing price	Last Bid	Last Ask	Fixing price*	Life high	Life low	Trades	Volume	Open Interest
<b>P.P.A. S.A. (CR)</b>				(Contract Size: 100 Securities, Physical Delivery)													
47.3	46.2	46.85	1.41%	September 2025	44.20	44.20	44.20	44.20	44.20	---	---	---	48.29	---	1	1	73
				December 2025	---	---	---	---	46.57	---	---	---	---	---	---	---	---
				March 2026	---	---	---	---	46.80	---	---	---	---	---	---	---	---
				June 2026	---	---	---	---	47.04	---	---	---	---	---	---	---	---
<b>PIRAEUS FINANCIAL HOLD (CR)</b>				(Contract Size: 105 Securities, Physical Delivery)													
6.848	6.638	6.828	2.99%	September 2025	6.63	6.86	6.63	6.86	6.86	---	---	---	6.90	5.32	314	5,331	49,076
				December 2025	6.84	6.84	6.84	6.84	6.84	---	---	---	6.84	---	1	1	1
				March 2026	---	---	---	---	6.72	---	---	---	---	---	---	---	---
				June 2026	---	---	---	---	6.75	---	---	---	---	---	---	---	---
<b>PPC (CR)</b>				(Contract Size: 100 Securities, Physical Delivery)													
14.1	13.96	14.05	0.29%	September 2025	14.10	14.12	14.00	14.08	14.08	---	---	---	14.45	---	76	558	25,857
				December 2025	---	---	---	---	14.58	---	---	---	13.28	---	---	---	---
				March 2026	---	---	---	---	14.19	---	---	---	---	---	---	---	---
				June 2026	---	---	---	---	14.26	---	---	---	---	---	---	---	---
<b>QUEST HOLDINGS (CR)</b>				(Contract Size: 100 Securities, Physical Delivery)													
7.49	7.21	7.47	0.40%	September 2025	7.40	7.40	7.40	7.40	7.40	---	---	---	7.69	---	1	2	192
				December 2025	---	---	---	---	7.50	---	---	---	---	---	---	---	---
				March 2026	---	---	---	---	7.54	---	---	---	---	---	---	---	---
				June 2026	---	---	---	---	7.57	---	---	---	---	---	---	---	---
<b>TITAN (CB)</b>				(Contract Size: 100 Securities, Physical Delivery)													
36.4	36	36.1	0.00%	September 2025	36.20	36.24	36.07	36.11	36.11	---	---	---	39.62	---	19	61	1,481
				December 2025	---	---	---	---	36.39	---	---	---	---	---	---	---	---
				March 2026	---	---	---	---	36.57	---	---	---	---	---	---	---	---
				June 2026	---	---	---	---	36.75	---	---	---	---	---	---	---	---
<b>VIOHALCO SA/NV (CB)</b>				(Contract Size: 100 Securities, Physical Delivery)													
6.16	6.08	6.13	0.66%	September 2025	6.06	6.17	6.06	6.16	6.16	---	---	---	6.70	---	31	220	6,149
				December 2025	---	---	---	---	6.23	---	---	---	5.45	---	---	---	---
				March 2026	---	---	---	---	6.17	---	---	---	---	---	---	---	---
				June 2026	---	---	---	---	6.20	---	---	---	---	---	---	---	---

Derivatives notes - <https://www.athexgroup.gr/en/market-data/statistics/eod-closing-prices/>

Fixing prices and final open positions can be retrieved from the following path <http://www.athexgroup.gr/en/market-data/statistics/eod-closing-prices>

FTSE/Athex Large Cap

(Trade Unit: 1 Index Point x 2€ - Exercise Style: European, Cash Settlement)

Exercise Price	Call Options														Put Options																					
	August 2025							September 2025							Other Months		August 2025							September 2025							Other Months		Exercise Price			
	Open price	Price max	Price min	Last price	Closing price	Volume	Open Interest	Open price	Price max	Price min	Last price	Closing price	Volume	Open Interest	Volume	Open Interest	Open price	Price max	Price min	Last price	Closing price	Volume	Open Interest	Open price	Price max	Price min	Last price	Closing price	Volume	Open Interest	Volume	Open Interest				
3,050	-	-	-	-	-	-	-	0.00	0.00	0.00	-	1,831.00	-	-	-	-	-	-	-	-	-	-	-	0.00	0.00	0.00	-	0.01	-	-	-	-		3,050		
3,100	-	-	-	-	-	-	-	0.00	0.00	0.00	-	1,781.00	-	-	-	-	-	-	-	-	-	-	-	0.00	0.00	0.00	-	0.01	-	-	-	-	3,100			
3,150	-	-	-	-	-	-	-	0.00	0.00	0.00	-	1,732.00	-	-	-	-	-	-	-	-	-	-	-	0.00	0.00	0.00	-	0.01	-	-	-	-	3,150			
3,200	-	-	-	-	-	-	-	0.00	0.00	0.00	-	1,682.00	-	-	-	-	-	-	-	-	-	-	-	0.00	0.00	0.00	-	0.01	-	-	-	-	3,200			
3,250	-	-	-	-	-	-	-	0.00	0.00	0.00	-	1,632.00	-	-	-	-	-	-	-	-	-	-	-	0.00	0.00	0.00	-	0.01	-	-	-	-	3,250			
3,300	-	-	-	-	-	-	-	0.00	0.00	0.00	-	1,582.00	-	-	-	-	-	-	-	-	-	-	-	0.00	0.00	0.00	-	0.01	-	-	-	-	3,300			
3,350	-	-	-	-	-	-	-	0.00	0.00	0.00	-	1,532.00	-	-	-	-	-	-	-	-	-	-	-	0.00	0.00	0.00	-	0.01	-	-	-	-	3,350			
3,400	-	-	-	-	-	-	-	0.00	0.00	0.00	-	1,482.00	-	-	-	-	-	-	-	-	-	-	-	0.00	0.00	0.00	-	0.01	-	-	-	-	3,400			
3,450	-	-	-	-	-	-	-	0.00	0.00	0.00	-	1,433.00	-	-	-	-	-	-	-	-	-	-	-	0.00	0.00	0.00	-	0.01	-	-	-	-	3,450			
3,500	-	-	-	-	-	-	-	0.00	0.00	0.00	-	1,383.00	-	-	-	-	-	-	-	-	-	-	-	0.00	0.00	0.00	-	0.01	-	-	-	-	3,500			
3,550	-	-	-	-	-	-	-	0.00	0.00	0.00	-	1,333.00	-	-	-	-	-	-	-	-	-	-	-	0.00	0.00	0.00	-	0.01	-	-	-	-	3,550			
3,600	-	-	-	-	-	-	-	0.00	0.00	0.00	-	1,283.00	-	-	-	-	-	-	-	-	-	-	-	0.00	0.00	0.00	-	0.01	-	-	-	-	3,600			
3,650	-	-	-	-	-	-	-	0.00	0.00	0.00	-	1,233.00	-	-	-	-	-	-	-	-	-	-	-	0.00	0.00	0.00	-	0.01	-	-	-	-	3,650			
3,700	-	-	-	-	-	-	-	0.00	0.00	0.00	-	1,183.00	-	-	-	-	-	-	-	-	-	-	-	0.00	0.00	0.00	-	0.01	-	-	-	-	3,700			
3,750	-	-	-	-	-	-	-	0.00	0.00	0.00	-	1,133.00	-	-	-	-	-	-	-	-	-	-	-	0.00	0.00	0.00	-	0.02	-	-	-	-	3,750			
3,800	-	-	-	-	-	-	-	0.00	0.00	0.00	-	1,084.00	-	-	-	-	-	-	-	-	-	-	-	0.00	0.00	0.00	-	0.04	-	-	-	-	3,800			
3,850	-	-	-	-	-	-	-	0.00	0.00	0.00	-	1,034.00	-	-	-	-	-	-	-	-	-	-	-	0.00	0.00	0.00	-	0.08	-	-	-	-	3,850			
3,900	-	-	-	-	-	-	-	0.00	0.00	0.00	-	984.00	-	-	-	-	-	-	-	-	-	-	-	0.00	0.00	0.00	-	0.16	-	-	-	-	3,900			
3,950	0.00	0.00	0.00	-	937.00	-	-	0.00	0.00	0.00	-	934.00	-	-	-	-	-	-	-	-	-	-	-	0.00	0.00	0.00	-	0.28	-	-	-	-	3,950			
4,000	0.00	0.00	0.00	-	887.00	-	-	0.00	0.00	0.00	-	885.00	-	-	-	-	-	-	-	-	-	-	-	0.00	0.00	0.00	-	0.47	-	-	-	-	4,000			
4,100	0.00	0.00	0.00	-	788.00	-	-	0.00	0.00	0.00	-	786.00	-	-	-	-	-	-	-	-	-	-	-	0.00	0.00	0.00	-	1.30	-	-	-	-	4,100			
4,200	0.00	0.00	0.00	-	688.00	-	-	0.00	0.00	0.00	-	688.00	-	-	-	-	-	-	-	-	-	-	-	0.00	0.00	0.00	-	3.10	-	-	-	-	4,200			
4,300	0.00	0.00	0.00	-	588.00	-	-	0.00	0.00	0.00	-	592.00	-	-	-	-	-	-	-	-	-	-	-	0.00	0.00	0.00	-	6.90	-	-	-	-	4,300			
4,400	0.00	0.00	0.00	-	488.00	-	-	0.00	0.00	0.00	-	499.00	-	-	-	-	-	-	-	-	-	-	-	0.00	0.00	0.00	-	14.00	-	-	-	-	4,400			
4,500	0.00	0.00	0.00	-	390.00	-	40	0.00	0.00	0.00	-	411.00	-	-	-	-	-	-	-	-	-	-	-	0.00	0.00	0.00	-	25.75	-	-	-	-	4,500			
4,600	0.00	0.00	0.00	-	295.00	-	38	0.00	0.00	0.00	-	330.00	-	-	-	-	-	-	-	-	-	-	-	0.00	0.00	0.00	-	44.25	-	-	-	-	4,600			
4,700	0.00	0.00	0.00	-	207.00	-	120	0.00	0.00	0.00	-	258.00	-	-	-	-	-	-	-	-	-	-	-	0.00	0.00	0.00	-	71.50	-	-	-	-	4,700			
4,800	0.00	0.00	0.00	-	133.00	-	43	0.00	0.00	0.00	-	195.00	-	20	-	-	-	-	-	-	-	-	30.00	0.00	28.00	28.00	28.00	4	121	87.50	87.50	87.50	87.50	1	35	4,800
4,900	0.00	0.00	0.00	-	76.50	-	118	0.00	0.00	0.00	-	143.00	-	-	-	-	-	-	-	-	-	-	-	0.00	0.00	0.00	-	156.00	-	63	-	-	4,900			
5,000	0.00	0.00	0.00	-	39.25	-	74	0.00	0.00	0.00	-	101.00	-	20	-	-	-	-	-	-	-	-	-	0.00	0.00	0.00	-	214.00	-	20	-	-	5,000			
5,100	24.00	24.00	24.00	24.00	24.00	2	38	0.00	0.00	0.00	-	69.00	-	40	-	-	-	-	-	-	-	-	-	0.00	24.00	0.00	-	229.00	-	61	-	-	-	5,100		
5,200	0.00	0.00	0.00	-	6.80	-	-	0.00	0.00	0.00	-	45.50	-	-	-	-	-	-	-	-	-	-	-	0.00	0.00	0.00	-	358.00	-	-	-	-	5,200			
5,300	0.00	0.00	0.00	-	2.30	-	-	0.00	0.00	0.00	-	29.00	-	-	-	-	-	-	-	-	-	-	-	0.00	0.00	0.00	-	441.00	-	-	-	-	5,300			
5,400	0.00	0.00	0.00	-	0.68	-	-	0.00	0.00	0.00	-	17.75	-	-	-	-	-	-	-	-	-	-	-	0.00	0.00	0.00	-	529.00	-	-	-	-	5,400			
5,500	0.00	0.00	0.00	-	0.17	-	-	0.00	0.00	0.00	-	10.50	-	-	-	-	-	-	-	-	-	-	-	0.00	0.00	0.00	-	622.00	-	-	-	-	5,500			

FTSE/Athex Large Cap

(Trade Unit: 1 Index Point x 2€ - Exercise Style: European, Cash Settlement)

	Call Options														Put Options																			
	August 2025				September 2025				Other Months		August 2025				September 2025				Other Months															
Exercise Price	Open price	Price max	Price min	Last price	Closing price	Volume	Open Interest	Open price	Price max	Price min	Last price	Closing price	Volume	Open Interest	Volume	Open Interest	Open price	Price max	Price min	Last price	Closing price	Volume	Open Interest	Open price	Price max	Price min	Last price	Closing price	Volume	Open Interest	Volume	Open Interest	Exercise Price	
Totals:						2	471						0	80	0	0							4	515						1	118	0	0	
Number of Trades:						1							0		0	0							2							1		0		

ALPHA BANK (CR)

(Contract Size: 100 Securities, Exercise Style: American, Physical Delivery)

Call Options														Put Options																			
August 2025							September 2025							Other Months		August 2025							September 2025							Other Months		Exercise Price	
Open price	Price max	Price min	Last price	Closing price	Volume	Open Interest	Open price	Price max	Price min	Last price	Closing price	Volume	Open Interest	Volume	Open Interest	Open price	Price max	Price min	Last price	Closing price	Volume	Open Interest	Open price	Price max	Price min	Last price	Closing price	Volume	Open Interest	Volume	Open Interest		
2.000	0.000	0.000	0.000	1.19	-	-	0.000	0.000	0.000	0.000	1.20	-	-			0.000	0.000	0.000	0.001	-	-	0.000	0.000	0.000	0.001	-	-					0.020	
2.200	0.000	0.000	0.000	0.992	-	-	0.000	0.000	0.000	0.000	0.997	-	-			0.000	0.000	0.000	0.001	-	-	0.000	0.000	0.000	0.001	-	-					0.022	
2.400	0.000	0.000	0.000	0.792	-	-	0.000	0.000	0.000	0.000	0.800	-	-			0.000	0.000	0.000	0.001	-	-	0.000	0.000	0.000	0.002	-	-					0.024	
2.600	0.000	0.000	0.000	0.593	-	-	0.000	0.000	0.000	0.000	0.609	-	-			0.000	0.000	0.000	0.001	-	-	0.000	0.000	0.000	0.011	-	-					0.026	
2.800	0.000	0.000	0.000	0.396	-	-	0.000	0.000	0.000	0.000	0.435	-	-			0.000	0.000	0.000	0.004	-	-	0.000	0.000	0.000	0.037	-	-					0.028	
3.000	0.000	0.000	0.000	0.219	-	-	0.000	0.000	0.000	0.000	0.288	-	-			0.000	0.000	0.000	0.026	-	-	0.000	0.000	0.000	0.090	-	-					0.030	
3.200	0.000	0.000	0.000	0.092	-	-	0.000	0.000	0.000	0.000	0.175	-	-			0.000	0.000	0.000	0.100	-	-	0.000	0.000	0.000	0.176	-	-					0.032	
3.400	0.000	0.000	0.000	0.028	-	-	0.000	0.000	0.000	0.000	0.099	-	-			0.000	0.000	0.000	0.235	-	-	0.000	0.000	0.000	0.300	-	-					0.034	
3.600	0.000	0.000	0.000	0.006	-	-	0.000	0.000	0.000	0.000	0.050	-	-			0.000	0.000	0.000	0.414	-	-	0.000	0.000	0.000	0.452	-	-					0.036	
3.800	0.000	0.000	0.000	0.001	-	-	0.000	0.000	0.000	0.000	0.025	-	-			0.000	0.000	0.000	0.610	-	-	0.000	0.000	0.000	0.627	-	-					0.038	
4.000	0.000	0.000	0.000	0.001	-	-	0.000	0.000	0.000	0.000	0.011	-	-			0.000	0.000	0.000	0.810	-	-	0.000	0.000	0.000	0.815	-	-					0.040	
4.400	0.000	0.000	0.000	0.001	-	-	0.000	0.000	0.000	0.000	0.002	-	-			0.000	0.000	0.000	1.21	-	-	0.000	0.000	0.000	1.21	-	-					0.044	
4.800	0.000	0.000	0.000	0.001	-	-	0.000	0.000	0.000	0.000	0.001	-	-			0.000	0.000	0.000	1.61	-	-	0.000	0.000	0.000	1.61	-	-					0.048	
Totals:					0	0						0	0	0	0						0	0	0	0						0	0	0	0
Number of Trades:					0						0	0						0.00						0	0						0		

NATIONAL BANK (CR)

(Contract Size: 100 Securities, Exercise Style: American, Physical Delivery)

Call Options																Put Options																		
August 2025								September 2025								Other Months		August 2025								September 2025				Other Months		Exercise Price		
Exercise Price	Open price	Price max	Price min	Last price	Closing price	Volume	Open Interest	Open price	Price max	Price min	Last price	Closing price	Volume	Open Interest	Volume	Open Interest	Open price	Price max	Price min	Last price	Closing price	Volume	Open Interest	Open price	Price max	Price min	Last price	Closing price	Volume	Open Interest	Volume		Open Interest	
4.800						-	-	0.000	0.000	0.000		7.04	-	-										0.000	0.000	0.000		0.001	-	-			0.048	
5.200						-	-	0.000	0.000	0.000		6.65	-	-										0.000	0.000	0.000		0.001	-	-			0.052	
5.600						-	-	0.000	0.000	0.000		6.25	-	-										0.000	0.000	0.000		0.001	-	-			0.056	
6.000						-	-	0.000	0.000	0.000		5.85	-	-										0.000	0.000	0.000		0.001	-	-			0.060	
6.400						-	-	0.000	0.000	0.000		5.45	-	-										0.000	0.000	0.000		0.001	-	-			0.064	
6.800						-	-	0.000	0.000	0.000		5.05	-	-										0.000	0.000	0.000		0.001	-	-			0.068	
7.200						-	-	0.000	0.000	0.000		4.65	-	-										0.000	0.000	0.000		0.001	-	-			0.072	
7.600						-	-	0.000	0.000	0.000		4.25	-	-										0.000	0.000	0.000		0.001	-	-			0.076	
8.000	0.000	0.000	0.000		3.84	-	-	0.000	0.000	0.000		3.85	-	-			0.000	0.000	0.000		0.001	-	-	0.000	0.000	0.000		0.002	-	-			0.080	
8.400	0.000	0.000	0.000		3.44	-	-	0.000	0.000	0.000		3.46	-	-			0.000	0.000	0.000		0.001	-	-	0.000	0.000	0.000		0.001	-	-			0.084	
8.800	0.000	0.000	0.000		3.04	-	-	0.000	0.000	0.000		3.06	-	-			0.000	0.000	0.000		0.001	-	-	0.000	0.000	0.000		0.002	-	-			0.088	
9.200	0.000	0.000	0.000		2.64	-	-	0.000	0.000	0.000		2.66	-	-			0.000	0.000	0.000		0.001	-	-	0.000	0.000	0.000		0.006	-	-			0.092	
9.600	0.000	0.000	0.000		2.24	-	-	0.000	0.000	0.000		2.28	-	-			0.000	0.000	0.000		0.001	-	-	0.000	0.000	0.000		0.017	-	-			0.096	
10.000	0.000	0.000	0.000		1.84	-	-	0.000	0.000	0.000		1.90	-	-			0.000	0.000	0.000		0.001	-	-	0.000	0.000	0.000		0.040	-	-			0.100	
11.000	0.000	0.000	0.000		0.880	-	-	0.000	0.000	0.000		1.07	-	-			0.000	0.000	0.000		0.040	-	-	0.000	0.000	0.000		0.210	-	-			0.110	
12.000	0.000	0.000	0.000		0.220	-	16	0.000	0.000	0.000		0.495	-	-			0.000	0.000	0.000		0.380	-	2	0.000	0.000	0.000		0.633	-	-			0.120	
13.000	0.000	0.000	0.000		0.022	-	-	0.000	0.000	0.000		0.181	-	-			0.000	0.000	0.000		1.18	-	-	0.000	0.000	0.000		1.32	-	-			0.130	
14.000	0.000	0.000	0.000		0.001	-	-	0.000	0.000	0.000		0.053	-	-			0.000	0.000	0.000		2.17	-	-	0.000	0.000	0.000		2.20	-	-			0.140	
15.000	0.000	0.000	0.000		0.002	-	-	0.000	0.000	0.000		0.013	-	-			0.000	0.000	0.000		3.17	-	-	0.000	0.000	0.000		3.17	-	-			0.150	
16.000	0.000	0.000	0.000		0.001	-	-	0.000	0.000	0.000		0.002	-	-			0.000	0.000	0.000		4.17	-	-	0.000	0.000	0.000		4.17	-	-			0.160	
17.000	0.000	0.000	0.000		0.001	-	-	0.000	0.000	0.000		0.002	-	-			0.000	0.000	0.000		5.17	-	-	0.000	0.000	0.000		5.17	-	-			0.170	
Totals:						0	16						0	0	0								0	2							0	0	0	0
Number of Trades:						0							0	0										0.00							0		0	

OPAP (CR)

(Contract Size: 100 Securities, Exercise Style: American, Physical Delivery)

Exercise Price	Call Options														Volume	Open Interest	Put Options														Volume	Open Interest	Exercise Price				
	August 2025							September 2025									Other Months		August 2025							September 2025								Other Months			
	Open price	Price max	Price min	Last price	Closing price	Volume	Open Interest	Open price	Price max	Price min	Last price	Closing price	Volume	Open Interest			Volume	Open Interest	Open price	Price max	Price min	Last price	Closing price	Volume	Open Interest	Open price	Price max	Price min	Last price	Closing price				Volume	Open Interest	Volume	Open Interest
10.000					-	-	0.000	0.000	0.000		8.81	-	-								-	-	0.000	0.000	0.000		0.001	-	-			0.100					
11.000					-	-	0.000	0.000	0.000		7.81	-	-								-	-	0.000	0.000	0.000		0.001	-	-			0.110					
12.000					-	-	0.000	0.000	0.000		6.82	-	-								-	-	0.000	0.000	0.000		0.001	-	-			0.120					
13.000					-	-	0.000	0.000	0.000		5.82	-	-								-	-	0.000	0.000	0.000		0.001	-	-			0.130					
14.000	0.000	0.000	0.000		4.79	-	-	0.000	0.000	0.000		4.82	-	-			0.000	0.000	0.000		0.001	-	-	0.000	0.000	0.000		0.001	-	-			0.140				
15.000	0.000	0.000	0.000		3.79	-	-	0.000	0.000	0.000		3.83	-	-			0.000	0.000	0.000		0.001	-	-	0.000	0.000	0.000		0.001	-	-			0.150				
16.000	0.000	0.000	0.000		2.80	-	-	0.000	0.000	0.000		2.84	-	-			0.000	0.000	0.000		0.001	-	-	0.000	0.000	0.000		0.014	-	-			0.160				
17.000	0.000	0.000	0.000		1.80	-	-	0.000	0.000	0.000		1.91	-	-			0.000	0.000	0.000		0.005	-	-	0.000	0.000	0.000		0.080	-	-			0.170				
18.000	0.000	0.000	0.000		0.881	-	-	0.000	0.000	0.000		1.12	-	-			0.000	0.000	0.000		0.084	-	20	0.000	0.000	0.000		0.288	-	-			0.180				
19.000	0.000	0.000	0.000		0.263	-	-	0.000	0.000	0.000		0.556	-	-			0.000	0.000	0.000		0.466	-	111	0.000	0.000	0.000		0.725	-	-			0.190				
20.000	0.000	0.000	0.000		0.040	-	6	0.000	0.000	0.000		0.228	-	15			0.000	0.000	0.000		1.25	-	1	0.000	0.000	0.000		1.40	-	-			0.200				
22.000	0.000	0.000	0.000		0.001	-	-	0.000	0.000	0.000		0.021	-	-			0.000	0.000	0.000		3.22	-	-	0.000	0.000	0.000		3.22	-	-			0.220				
24.000	0.000	0.000	0.000		0.001	-	-	0.000	0.000	0.000		0.001	-	-			0.000	0.000	0.000		5.22	-	-	0.000	0.000	0.000		5.22	-	-			0.240				
26.000	0.000	0.000	0.000		0.001	-	-	0.000	0.000	0.000		0.001	-	-			0.000	0.000	0.000		7.22	-	-	0.000	0.000	0.000		7.22	-	-			0.260				
28.000	0.000	0.000	0.000		0.001	-	-	0.000	0.000	0.000		0.001	-	-			0.000	0.000	0.000		9.22	-	-	0.000	0.000	0.000		9.22	-	-			0.280				
30.000	0.000	0.000	0.000		0.001	-	-	0.000	0.000	0.000		0.001	-	-			0.000	0.000	0.000		11.22	-	-	0.000	0.000	0.000		11.22	-	-			0.300				
Totals:					0	6						0	15		0	0					0	132					0	45		0	0						
Number of Trades:					0							0			0						0.00						0			0							



OTE (CR)

(Contract Size: 100 Securities, Exercise Style: American, Physical Delivery)

Exercise Price	Call Options														Put Options																		
	August 2025							September 2025							Other Months		August 2025							September 2025							Other Months		Exercise Price
	Open price	Price max	Price min	Last price	Closing price	Volume	Open Interest	Open price	Price max	Price min	Last price	Closing price	Volume	Open Interest	Volume	Open Interest	Open price	Price max	Price min	Last price	Closing price	Volume	Open Interest	Open price	Price max	Price min	Last price	Closing price	Volume	Open Interest	Volume	Open Interest	
9.600					-	-	0.000	0.000	0.000		5.82	-	-								-	-	0.000	0.000	0.000		0.001	-	-			0.096	
10.000	0.000	0.000	0.000		5.40	-	-	0.000	0.000	0.000		5.42	-	-			0.000	0.000	0.000		0.001	-	-	0.000	0.000	0.000		0.002	-	-			0.100
11.000	0.000	0.000	0.000		4.40	-	-	0.000	0.000	0.000		4.42	-	-			0.000	0.000	0.000		0.001	-	-	0.000	0.000	0.000		0.001	-	-			0.110
12.000	0.000	0.000	0.000		3.40	-	-	0.000	0.000	0.000		3.43	-	-			0.000	0.000	0.000		0.001	-	-	0.000	0.000	0.000		0.001	-	-			0.120
13.000	0.000	0.000	0.000		2.40	-	-	0.000	0.000	0.000		2.44	-	-			0.000	0.000	0.000		0.001	-	-	0.000	0.000	0.000		0.015	-	-			0.130
14.000	0.000	0.000	0.000		1.41	-	-	0.000	0.000	0.000		1.53	-	-			0.000	0.000	0.000		0.008	-	-	0.000	0.000	0.000		0.099	-	-			0.140
15.000	0.000	0.000	0.000		0.550	-	-	0.000	0.000	0.000		0.794	-	-			0.000	0.000	0.000		0.147	-	20	0.000	0.000	0.000		0.362	-	-			0.150
16.000	0.000	0.000	0.000		0.105	-	-	0.000	0.000	0.000		0.335	-	-			0.000	0.000	0.000		0.702	-	-	0.000	0.000	0.000		0.904	-	-			0.160
17.000	0.000	0.000	0.000		0.008	-	-	0.000	0.000	0.000		0.109	-	-			0.000	0.000	0.000		1.61	-	-	0.000	0.000	0.000		1.68	-	-			0.170
18.000	0.000	0.000	0.000		0.001	-	-	0.000	0.000	0.000		0.028	-	-			0.000	0.000	0.000		2.61	-	-	0.000	0.000	0.000		2.62	-	-			0.180
19.000	0.000	0.000	0.000		0.001	-	-	0.000	0.000	0.000		0.006	-	-			0.000	0.000	0.000		3.61	-	-	0.000	0.000	0.000		3.61	-	-			0.190
20.000	0.000	0.000	0.000		0.001	-	-	0.000	0.000	0.000		0.001	-	-			0.000	0.000	0.000		4.61	-	-	0.000	0.000	0.000		4.61	-	-			0.200
22.000	0.000	0.000	0.000		0.001	-	-	0.000	0.000	0.000		0.002	-	-			0.000	0.000	0.000		6.61	-	-	0.000	0.000	0.000		6.61	-	-			0.220
24.000	0.000	0.000	0.000		0.001	-	-	0.000	0.000	0.000		0.001	-	-			0.000	0.000	0.000		8.61	-	-	0.000	0.000	0.000		8.61	-	-			0.240
26.000	0.000	0.000	0.000		0.001	-	-	0.000	0.000	0.000		0.001	-	-			0.000	0.000	0.000		10.61	-	-	0.000	0.000	0.000		10.61	-	-			0.260
Totals:						0	0						0	0								20						5					
Number of Trades:						0							0									0.00						0					

PIRAEUS FINANCIAL HOLD (CR)

(Contract Size: 100 Securities, Exercise Style: American, Physical Delivery)

Call Options																Put Options																			
August 2025								September 2025								Other Months				August 2025								September 2025				Other Months			
Exercise Price	Open price	Price max	Price min	Last price	Closing price	Volume	Open Interest	Open price	Price max	Price min	Last price	Closing price	Volume	Open Interest	Volume	Open Interest	Open price	Price max	Price min	Last price	Closing price	Volume	Open Interest	Open price	Price max	Price min	Last price	Closing price	Volume	Open Interest	Volume	Open Interest	Exercise Price		
2.400						-	-	0.000	0.000	0.000		4.24	-	-									-	-	0.000	0.000	0.000		0.001	-	-			0.024	
2.600						-	-	0.000	0.000	0.000		4.04	-	-									-	-	0.000	0.000	0.000		0.001	-	-			0.026	
2.800						-	-	0.000	0.000	0.000		3.84	-	-									-	-	0.000	0.000	0.000		0.001	-	-			0.028	
3.000						-	-	0.000	0.000	0.000		3.64	-	-									-	-	0.000	0.000	0.000		0.001	-	-			0.030	
3.200						-	-	0.000	0.000	0.000		3.44	-	-									-	-	0.000	0.000	0.000		0.001	-	-			0.032	
3.400						-	-	0.000	0.000	0.000		3.24	-	-									-	-	0.000	0.000	0.000		0.001	-	-			0.034	
3.600	0.000	0.000	0.000		3.03	-	-	0.000	0.000	0.000		3.04	-	-			0.000	0.000	0.000		0.001	-	-	0.000	0.000	0.000		0.001	-	-			0.036		
3.800	0.000	0.000	0.000		2.83	-	-	0.000	0.000	0.000		2.84	-	-			0.000	0.000	0.000		0.001	-	-	0.000	0.000	0.000		0.001	-	-			0.038		
4.000	0.000	0.000	0.000		2.63	-	-	0.000	0.000	0.000		2.64	-	-			0.000	0.000	0.000		0.001	-	-	0.000	0.000	0.000		0.001	-	-			0.040		
4.400	0.000	0.000	0.000		2.23	-	-	0.000	0.000	0.000		2.24	-	-			0.000	0.000	0.000		0.001	-	-	0.000	0.000	0.000		0.001	-	-			0.044		
4.800	0.000	0.000	0.000		1.83	-	-	0.000	0.000	0.000		1.85	-	-			0.000	0.000	0.000		0.001	-	-	0.000	0.000	0.000		0.001	-	-			0.048		
5.200	0.000	0.000	0.000		1.43	-	-	0.000	0.000	0.000		1.45	-	-			0.000	0.000	0.000		0.001	-	-	0.000	0.000	0.000		0.008	-	-			0.052		
5.600	0.000	0.000	0.000		1.04	-	-	0.000	0.000	0.000		1.08	-	-			0.000	0.000	0.000		0.001	-	-	0.000	0.000	0.000		0.032	-	-			0.056		
6.000	0.000	0.000	0.000		0.648	-	-	0.000	0.000	0.000		0.743	-	-			0.000	0.000	0.000		0.012	-	-	0.000	0.000	0.000		0.096	-	-			0.060		
6.400	0.000	0.000	0.000		0.317	-	-	0.000	0.000	0.000		0.469	-	-			0.000	0.000	0.000		0.081	-	-	0.000	0.000	0.000		0.221	-	-			0.064		
6.800	0.000	0.000	0.000		0.110	-	-	0.000	0.000	0.000		0.272	-	-			0.000	0.000	0.000		0.274	-	-	0.000	0.000	0.000		0.424	-	-			0.068		
7.200	0.000	0.000	0.000		0.025	-	-	0.000	0.000	0.000		0.143	-	-			0.000	0.000	0.000		0.590	-	-	0.000	0.000	0.000		0.696	-	-			0.072		
7.600	0.000	0.000	0.000		0.004	-	-	0.000	0.000	0.000		0.069	-	-			0.000	0.000	0.000		0.971	-	-	0.000	0.000	0.000		1.02	-	-			0.076		
8.000	0.000	0.000	0.000		0.002	-	-	0.000	0.000	0.000		0.030	-	-			0.000	0.000	0.000		1.37	-	-	0.000	0.000	0.000		1.39	-	-			0.080		
8.400	0.000	0.000	0.000		0.001	-	-	0.000	0.000	0.000		0.012	-	-			0.000	0.000	0.000		1.77	-	-	0.000	0.000	0.000		1.77	-	-			0.084		
8.800	0.000	0.000	0.000		0.001	-	-	0.000	0.000	0.000		0.005	-	-			0.000	0.000	0.000		2.17	-	-	0.000	0.000	0.000		2.17	-	-			0.088		
Totals:						0	0						0	0	0							0	0												
Number of Trades:						0							0	0										0.00									0		

PPC (CR)

(Contract Size: 100 Securities, Exercise Style: American, Physical Delivery)

Exercise Price	Call Options														Put Options																		
	August 2025							September 2025							Other Months		August 2025							September 2025							Other Months		Exercise Price
	Open price	Price max	Price min	Last price	Closing price	Volume	Open Interest	Open price	Price max	Price min	Last price	Closing price	Volume	Open Interest	Volume	Open Interest	Open price	Price max	Price min	Last price	Closing price	Volume	Open Interest	Open price	Price max	Price min	Last price	Closing price	Volume	Open Interest	Volume	Open Interest	
8.400					-	-	0.000	0.000	0.000		5.63	-	-								-	-	0.000	0.000	0.000		0.001	-	-			0.084	
8.800					-	-	0.000	0.000	0.000		5.24	-	-								-	-	0.000	0.000	0.000		0.001	-	-			0.088	
9.200	0.000	0.000	0.000		4.82	-	-	0.000	0.000	0.000		4.84	-	-			0.000	0.000	0.000		0.001	-	-	0.000	0.000	0.000		0.001	-	-			0.092
9.600	0.000	0.000	0.000		4.42	-	-	0.000	0.000	0.000		4.44	-	-			0.000	0.000	0.000		0.001	-	-	0.000	0.000	0.000		0.001	-	-			0.096
10.000	0.000	0.000	0.000		4.02	-	-	0.000	0.000	0.000		4.04	-	-			0.000	0.000	0.000		0.003	-	-	0.000	0.000	0.000		0.001	-	-			0.100
11.000	0.000	0.000	0.000		3.02	-	-	0.000	0.000	0.000		3.04	-	-			0.000	0.000	0.000		0.001	-	-	0.000	0.000	0.000		0.001	-	-			0.110
12.000	0.000	0.000	0.000		2.02	-	-	0.000	0.000	0.000		2.07	-	-			0.000	0.000	0.000		0.001	-	-	0.000	0.000	0.000		0.022	-	-			0.120
13.000	0.000	0.000	0.000		1.04	-	-	0.000	0.000	0.000		1.19	-	-			0.000	0.000	0.000		0.017	-	-	0.000	0.000	0.000		0.143	-	-			0.130
14.000	0.000	0.000	0.000		0.282	-	3	0.000	0.000	0.000		0.545	-	-			0.287	0.287	0.287	0.287	0.287	5	33	0.000	0.000	0.000		0.496	-	-			0.140
15.000	0.000	0.000	0.000		0.026	-	87	0.000	0.000	0.000		0.195	-	5			0.998	0.998	0.998	0.998	0.998	5	-	0.000	0.000	0.000		1.15	-	-			0.150
16.000	0.000	0.000	0.000		0.001	-	-	0.000	0.000	0.000		0.051	-	5			0.000	0.000	0.000		1.99	-	-	0.000	0.000	0.000		2.01	-	-			0.160
17.000	0.000	0.000	0.000		0.009	-	-	0.000	0.000	0.000		0.011	-	-			0.000	0.000	0.000		2.99	-	-	0.000	0.000	0.000		2.99	-	-			0.170
18.000	0.000	0.000	0.000		0.001	-	-	0.000	0.000	0.000		0.002	-	-			0.000	0.000	0.000		3.99	-	-	0.000	0.000	0.000		3.99	-	-			0.180
19.000	0.000	0.000	0.000		0.001	-	-	0.000	0.000	0.000		0.001	-	-			0.000	0.000	0.000		4.99	-	-	0.000	0.000	0.000		4.99	-	-			0.190
20.000	0.000	0.000	0.000		0.001	-	-	0.000	0.000	0.000		0.004	-	-			0.000	0.000	0.000		5.99	-	-	0.000	0.000	0.000		5.99	-	-			0.200
Totals:						0	90						0	10	0	0						0	33				0	0	0	0	0		
Number of Trades:							0						0		0							2.00					0			0			

Lending Products	Underlying Title	Open Interest[5]	Multilateral Transactions[1]				Bilateral Transactions[2]		Stock Borrowing through OTC (volume)[3]
			Volume(Offered)	Average Weighted	Transactions volume	Average Weighted	Transactions Volume	Average Weighted	Transactions Volume
ADMIEBOR	ADMIE (IPTO) HOLDING S.A. (CR)	1,000	---	---	---	---	---	5,237,121	
AEGNBOR	AEGEAN AIRLINES (CR)	---	---	---	---	---	---	267,632	
AKTRBOR	AKTOR S.A. HOLDING CO. (CR)	---	---	---	---	---	---	1,332,478	
ALPHABOR	ALPHA BANK (CR)	---	---	---	---	---	---	110,336,037	
AETFBOR	ALPHA ETF FTSE Athex Large Cap	---	---	---	---	2,000	1.00%	---	
AIABOR	ATHENS INTL AIRPORT (CR)	7,500	---	---	---	7,000	0.01%	268,582	
ACAGBOR	AUSTRIACARD (CB)	---	---	---	---	---	---	---	
OTOELBOR	AUTOHELLAS SA (CR)	1,000	---	---	---	---	---	50,264	
AVAXBOR	AVAX S.A. (CR)	---	---	---	---	---	---	---	
BOCHGRBOR	BANK OF CYPRUS (CR)	---	---	---	---	---	---	61,329	
EEEBOR	CC HBC AG (CR)	400	---	---	---	1,300	1.50%	87,972	
CENERBOR	CENERGY HOLDINGS (CB)	---	---	---	---	---	---	98,023	
DIMANDBOR	DIMAND (CR)	---	---	---	---	---	---	5,509	
ELLAKTORBOR	ELLAKTOR (CR)	---	---	---	---	---	---	86,504	
ELHABOR	ELVALHALCOR (CR)	---	---	---	---	---	---	79,698	
EUROBBOR	EUROBANK HOLDINGS (CR)	85,000	---	---	---	---	---	86,012,810	
EYDAPBOR	EYDAP S.A. (CR)	---	---	---	---	---	---	235,581	
FOYRKBOR	FOURLIS (CR)	---	---	---	---	---	---	15,590	
GEKTERNABOR	GEK TERNA (CR)	---	---	---	---	---	---	38,184	
SARBOR	GR. SARANTIS S.A. (CR)	---	---	---	---	---	---	13,717	
EXAEBOR	HELLENIC EXCHANGES-A.S.E. (CR)	303,000	---	---	320,000	5.48%	---	398,466	
ELPEBOR	HELLENIO ENERGY (CR)	---	---	---	---	---	---	1,694,487	
INTEKBOR	IDEAL HOLDINGS (CR)	---	---	---	---	---	---	---	
INTRKBOR	INTRACOM HOLDINGS (CR)	---	---	---	---	---	---	51,646	
INLOTBOR	INTRALOT (CR)	---	---	---	---	---	---	4,552,604	
BELABOR	JUMBO SA (CR)	14,800	---	---	---	---	---	233,994	
KRIBOR	KRI-KRI S.A. (CR)	2,924	---	---	---	---	---	---	
LAMDABOR	LAMDA DEVELOPMENT SA (CR)	850	---	---	---	---	---	223,277	
MIGBOR	MIG (CR)	541	---	---	---	---	---	39,913	
MOHBOR	MOTOR OIL (CR)	10,500	---	---	---	1,500	0.01%	726,582	
ETEBOR	NATIONAL BANK (CR)	80,238	---	---	---	---	---	17,444,680	

## Stock Lending Notes

[1] - Multilateral contracts Lending or Borrowing as per Methods 8-1, 8-2 and 8-3-3 (According to ATHEX BoD Resolution No.17)

[2] - Bilateral Contracts Lending or Borrowing as per Methods 8-3-1 and 8-3-2 & Contracts as per Method 4 (According to ATHEX BoD Resolution No.20)

[3] - The information concerning OTC Stock Borrowing Transactions is based on the statements of the Dematerialised Securities System (DSS) operators involved and refers to volumes that have been registered up until the previous working day.

[4] - Average Price (Volume weighted)

[5] - The Data concerning Open Interest before the start of trading session

Lending Products	Underlying Title	Multilateral Transactions[1]					Bilateral Transactions[2]		Stock Borrowing through OTC (volume)[3]
		Open Interest[5]	Volume(Offered)	Average Weighted	Transactions volume	Average Weighted	Transactions Volume	Average Weighted	Transactions Volume
NOVALBOR	NOVAL PROPERTY REIC (CR)	---	---	---	---	---	---	---	---
OPAPBOR	OPAP (CR)	4,317	---	---	---	---	---	---	1,937,025
OPTIMABOR	OPTIMA BANK (CR)	---	---	---	---	---	---	---	997,398
HTOBOR	OTE (CR)	6,500	---	---	---	---	---	---	1,656,442
PPABOR	P.P.A. S.A. (CR)	---	---	---	---	---	---	---	100,287
TPEIRBOR	PIRAEUS FINANCIAL HOLD (CR)	53,000	---	---	---	---	---	---	12,207,630
PPCBOR	PPC (CR)	2,000	---	---	---	---	---	---	3,913,644
PROFBOR	PROFILE SA (CR)	---	---	---	---	---	---	---	5,000
QUESTBOR	QUEST HOLDINGS (CR)	1,296	---	---	---	---	---	---	3,031
PLATBOR	THRACE PLASTICS SA (CR)	---	---	---	---	---	---	---	1,596
TITCBOR	TITAN (CB)	---	---	---	---	---	---	---	193,755
OLTHBOR	TPA SA (CR)	---	---	---	---	---	---	---	750
VIOBOR	VIOHALCO SANNV (CB)	---	---	---	---	---	---	---	---

## Stock Lending Notes

[1] - Multilateral contracts Lending or Borrowing as per Methods 8-1, 8-2 and 8-3-3 (According to ATHEX BoD Resolution No.17)

[2] - Bilateral Contracts Lending or Borrowing as per Methods 8-3-1 and 8-3-2 & Contracts as per Method 4 (According to ATHEX BoD Resolution No.20)

[3] - The information concerning OTC Stock Borrowing Transactions is based on the statements of the Dematerialised Securities System (DSS) operators involved and refers to volumes that have been registered up until the previous working day.

[4] - Average Price (Volume weighted)

[5] - The Data concerning Open Interest before the start of trading session

## Sectors codification for listed companies

12003 -	ETF	10101010	Computer Services
10101015	Software	10102030	Computer Hardware
15101010	Telecommunications Equipment	15102015	Telecommunications Services
20101010	Health Care Facilities	20102010	Medical Equipment
20103015	Pharmaceuticals	30101010	Banks
30202000	Diversified Financial Services	30202010	Asset Managers & Custodians
30202015	Investment Services	30204000	Closed End Investments
30302010	Full Line Insurance	30302015	Insurance Brokers
30302025	Property and Casualty Insurance	35101010	Real Estate Holding and Development
35101015	Real Estate Services	35102000	Diversified REITs
35102030	Office REITs	35102045	Retail REITs.
40201040	Rental & Leasing Services: Consumer	40202010	Home Construction
40202015	Household Furnishings	40202020	Household Appliance
40203040	Electronic Entertainment	40204020	Clothing & Accessories
40301010	Entertainment	40301030	Publishing
40301035	Radio & TV Broadcasters	40401010	Diversified Retailers
40401020	Apparel Retailers	40401025	Home Improvement Retailers
40401030	Specialty Retailers	40501010	Airlines
40501015	Travel & Tourism	40501020	Casinos & Gambling
40501025	Hotels & Motels	45101015	Distillers & Vintners
45101020	Soft Drinks	45102010	Farming Fishing Ranching & Plantations
45102020	Food Products	45103010	Tobacco
45201010	Food Retailers & Wholesalers	45201020	Personal Products
50101010	Construction	50101020	Building Roof/Wallboard and Plumbing
50101030	Cement	50101035	Building Materials: Other
50202010	Electrical Components	50203015	Plastics
50203030	Containers & Packaging	50204000	Machinery: Industrial
50204020	Machinery: Construction & Handling	50205010	Industrial Suppliers
50205020	Back Office Support HR & Consulting	50205030	Forms & Bulk Printing Services
50206015	Commercial Vehicles & Parts	50206030	Marine Transportation
50206060	Transportation Services	55101000	Diversified Materials
55101020	Textile Products	55102000	General Mining
55102010	Iron & Steel	55102015	Metal Fabricating
55102035	Aluminum	60101020	Oil Refining and Marketing
65101010	Alternative Electricity	65101015	Conventional Electricity
65102000	Multi-Utilities	65102030	Water

# ATHEXGROUP

Athens Exchange Group

Λεωφ. Αθηνών 110 | 104 42 Αθήνα  
110 Athinon Ave | 104 42 Athens GR  
T +30 210 3366 800  
[www.athexgroup.gr](http://www.athexgroup.gr)