

25

ΕΝΑΛΛΑΚΤΙΚΗ ΑΓΟΡΑ  
Ημερήσιο Δελτίο Συναλλακτικής  
Δραστηριότητας

---

ALTERNATIVE MARKET  
Daily Official List  
of Trading Activity



**Disclaimer:**

Hellenic Exchanges – Athens Stock Exchange S.A. (HELEX), endeavors to ensure that the data and other material ("Information") presented on the Daily Official List of the Alternative Market (ena) are accurate and complete, but it is not liable for any errors or omissions of data or /and for the accuracy, credibility, updating and completeness of the aforesaid information nor it has any liability arising directly or indirectly from the use of the above Information.

All contents of the Daily Official List of the Alternative Market (ENA) are provided only for information purposes and do not constitute investment advice or solicitation to invest in securities or other products listed for trading on HELEX.

You acknowledge and agree that HELEX is the owner of any property rights related to any Information appearing on the Daily Official List of the Alternative Market (ENA) including intellectual property rights copyright, trademarks, etc.

The above data are a property of the Hellenic Exchanges – Athens Stock Exchange S.A. and are copyright protected. Users are forbidden to reproduce, modify, copy, sale, transmit or redistribute, by all reproduction means and methods, part or the whole of the above data, without reference to their source.

---

**Hellenic Exchanges - Athens Stock Exchange S.A.**

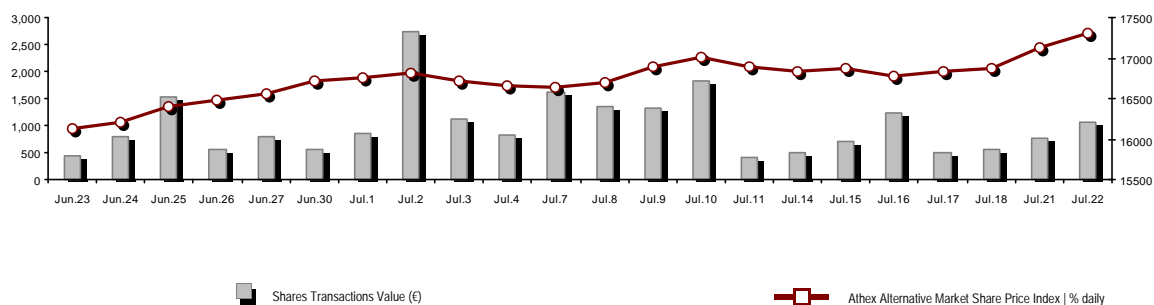
110 Athinon Ave., 10442 Athens, Tel: (210) 33.66.800, Fax: (210) 32.13.938

[www.athexgroup.gr](http://www.athexgroup.gr)

---

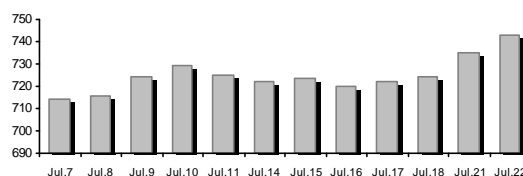
Summary of Market

Athex Alternative Market Share Price Index vs Shares Transactions Value



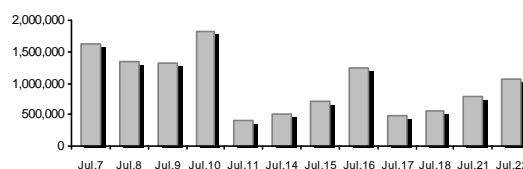
Total Transactions Value (€):	1,066,060.68	Athex Capitalisation (€)
-------------------------------	--------------	--------------------------

Athex Capitalisation (€):	742,687,106.23	
Daily change: €   %	7,959,712.90	1.08%
Yearly Avg Capitalisation: €   % chng prev year Avg	662,849,528.09	19.89%
Athex Alternative Market Share Price Index   % daily chng	17,310.36	1.08%
Athex Alternative Market Share Price Index Capitalisation (€)	742,687,106.23	
Daily change (€)	7,959,712.90	



Shares Transactions Value (€)	1,066,060.68	Value of Transactions (€)
-------------------------------	--------------	---------------------------

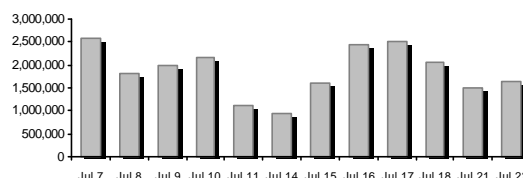
Daily change: €   %	287,402.56	36.91%
YTD Avg Trans. Value: €   % chng prev year Avg	698,379.27	-26.40%
Blocks of Shares Transactions Value (€)	0.00	



Bonds Transactions Value (thou. €)	44.95
------------------------------------	-------

Shares Transactions Volume (pieces)	1,624,300.00	Volume of Transactions
-------------------------------------	--------------	------------------------

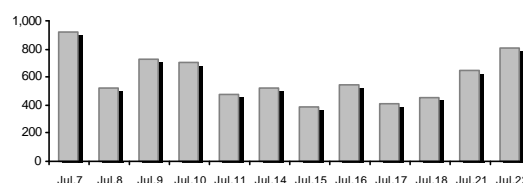
Daily change: pieces   %	124,146.00	8.28%
YTD Avg Volume: pieces   % chng prev year Avg	2,111,205.86	-44.02%
Blocks of Shares Transactions Volume (pieces)	0.00	



Bonds Transactions Volume	45,000
---------------------------	--------

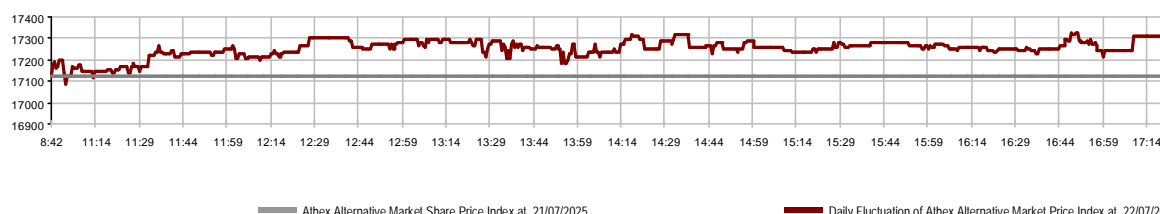
Shares Trades Number	802	Number of Trades
----------------------	-----	------------------

Daily change: number   %	155	23.96%
YTD Avg Derivatives Trades number   % chng prev year Avg	584	-29.46%
Number of Blocks of Shares	0	



Number of Bonds Transactions	4
------------------------------	---

Daily Fluctuation of Athex Alternative Market Price Index



### Athex Indices

Index name	22/07/2025	21/07/2025	pts.	%	Min	Max	Year min	Year max	Year change
ATHEX Alternative Market Price Index	17,310.36 #	17,124.84	185.52	1.08%	17,088.62	17,324.66	13,631.97	17,324.66	14.66% #

Top 10 best & worst performing Shares

With positive Price change	Closing price	change
CAIRO MEZZ (CR)	0.410	2.50% #
ONYX TOURISTIKI S.A. (CR)	2.22	1.83% #
SOFTWeb (CR)	1.83	1.38% #
SUNRISEMEZZ (CR)	0.199	1.22% #
PHOENIX VEGA (CR)	0.066	1.22% #
GALAXY COSMOS MEZZ (CR)	0.469	0.86% #
FOODLINK S.A. (CR)	0.594	0.68% #
OPTRONICS TECHNOLOGIES (CR)	3.00	0.67% #
REAL CONSULTING (CR)	5.08	0.00% -
EUROXX (CR)	5.00	0.00% -
DOPPLER (CR)	0.436	0.00% -

With the highest Transactions Value	Value (thou. €)	change	With the highest Transactions Volume	Volume	change
ONYX TOURISTIKI S.A. (CR)	650.62	1.83% #	CAIRO MEZZ (CR)	586,219	2.50% #
CAIRO MEZZ (CR)	240.38	2.50% #	SUNRISEMEZZ (CR)	307,799	1.22% #
SUNRISEMEZZ (CR)	61.40	1.22% #	PHOENIX VEGA (CR)	306,483	1.22% #
GALAXY COSMOS MEZZ (CR)	57.06	0.86% #	ONYX TOURISTIKI S.A. (CR)	292,923	1.83% #
REAL CONSULTING (CR)	21.39	0.00% -	GALAXY COSMOS MEZZ (CR)	121,506	0.86% #
PHOENIX VEGA (CR)	20.27	1.22% #	REAL CONSULTING (CR)	4,244	0.00% -
EUROXX (CR)	10.35	0.00% -	EUROXX (CR)	2,069	0.00% -
OPTRONICS TECHNOLOGIES (CR)	2.55	0.67% #	FOODLINK S.A. (CR)	1,500	0.68% #
SOFTWeb (CR)	1.11	1.38% #	OPTRONICS TECHNOLOGIES (CR)	850	0.67% #
FOODLINK S.A. (CR)	0.89	0.68% #	SOFTWeb (CR)	607	1.38% #

Number of Listed Shares	Nominal Value	Dividends [1]			Date of Last Coupon		Note	Shares	Closing price	% change	Previous closing price/date	Open price	Price min	Price max	Last price	Avg price	Last Bid [7]	Last Ask [7]	P/E after tax	Year	Volume	Trades	Transactions Value	Company Mkt Value (€) [3,5]	Year low	Year high	Sector[ 4]	
		2022	2023	2024	Dividend [2]	Right																						
309,096,827	0.100	---	---	---	29/09/2020	---	CAIRO MEZZ (CR)	0.410	2.50 P	0.400	21/07/2025	0.400	0.400	0.417	0.410	0.410	1000@0.410	1000@0.412	---	2024	586,219	166	240,376.90	126,729.700.341	0.449	30202010		
12,481,290	0.040	---	---	---	19/08/2008	14/06/2024	---	DOPPLER (CR)	0.436	---	0.436	21/07/2025	0.440	0.440	0.440	0.440	500@0.400	50@0.440	---	---	100	1	44.00	5,441.840.352	0.655	50204000		
3,120,000	0.100	---	---	---	10/08/2023	---	---	DOTSOFT (CR)	19.50	---	19.50	10/07/2025	---	---	---	---	500@20.00	---	---	2024	---	---	---	60,840.0014.20	19.50	10101010		
14,791,000	0.360	---	---	---	05/05/2010	12/05/2008	---	EUROXX (CR)	5.00	---	5.00	04/07/2025	5.00	5.00	5.00	5.00	431@5.10	---	---	2024	2,069	1	10,345.00	73,955.00	4.32	5.00	30202015	
33,352,551	0.100	---	---	---	12/06/2012	25/08/2023	---	FOODLINK S.A. (CR)	0.594	0.68 P	0.590	21/07/2025	0.594	0.594	0.594	0.594	1000@0.572	3278@0.594	---	---	1,500	3	891.00	19,811.420.402	0.610	50205010		
86,941,164	0.074	---	---	---	09/12/2024	---	---	GALAXY COSMOS MEZZ (CR)	0.469	0.86 P	0.465	21/07/2025	0.465	0.465	0.478	0.469	0.470	2749@0.468	2581@0.476	---	2024	121,506	81	57,063.34	40,775.410.439	0.668	30202010	
7,300,000	0.500	0.0387	0.0499	---	26/08/2024	28/02/2008	---	MEDITERRA (CR)	1.44	---	1.44	17/07/2025	---	---	---	---	400@1.37	719@1.54	---	2024	---	---	---	10,512.00	1.25	1.55	45102020	
68,926,799	0.240	---	---	---	07/07/2023	---	---	ONYX TOURISTIKI S.A. (CR)	2.22	1.83 P	2.18	21/07/2025	2.21	2.17	2.28	2.22	2.22	40@2.21	1000@2.23	---	---	292,923	392	650,621.05	153,017.490.925	2.28	40401020	
3,333,500	0.300	---	---	---	13/07/2020	09/12/2008	---	OPTRONICS TECHNOLOGIES (CR)	3.00	0.67 P	2.98	18/07/2025	3.00	3.00	3.00	3.00	3.00	100@2.78	850@3.00	---	2024	850	2	2,550.00	10,000.50	1.35	3.10	10102015
1,250,367,229	0.008	---	---	---	006424/06/2025	27/11/2024	---	PHOENIX VEGA (CR)	0.066	1.22 P	0.066	21/07/2025	0.066	0.065	0.067	0.066	0.066	4809@0.066	587728@0.066	---	2024	306,483	60	20,265.32	83,024.380.061	0.084	30202010	
21,500,000	0.400	0.03	0.04	---	29/08/2024	06/08/2021	---	REAL CONSULTING (CR)	5.08	---	5.08	21/07/2025	5.06	5.00	5.08	5.08	5.04	200@4.98	2798@5.08	---	---	4,244	22	21,394.96	109,220.00	3.28	5.20	10101010
5,393,467	0.120	---	---	---	23/07/2024	---	---	SOFTWeb (CR)	1.83	1.38 P	1.81	21/07/2025	1.86	1.82	1.86	1.83	1.83	30@1.78	562@1.83	---	---	607	7	1,110.22	9,870.04	1.52	2.00	10101015
178,623,895	0.031	---	---	---	27/11/2024	---	---	SUNRISEMEZZ (CR)	0.199	1.22 P	0.197	21/07/2025	0.194	0.194	0.201	0.199	0.199	2764@0.197	23271@0.199	---	2024	307,799	67	61,398.89	35,546.160.183	0.279	30202010	
857,210	1.05	---	---	---	08/06/2010	12/03/2010	---	VIDAVO (CR)	4.60	---	4.60	18/07/2025	---	---	---	---	---	---	100@5.05	---	2024	---	---	---	3,943.17	2.80	5.60	20101025

---

**Shares' Notes**

---

Code	Note text
( )	- Adjusted dividends.
*	- Last adjusted closing price.
[1]	- Net dividends.
[2]	- The "Date of Last Coupon" for New listings refers to the date company's stocks started to trade in Athex
[3]	- The Company Market Value is referred to the number of listed shares
[4]	- Sectors codification can be found in Appendix A
[5]	- The Market Value refers to the total number of shares listed (including their several classes) in the exchange by the company.
[6]	- P/E greater than 100
[7]	- Last view of the Order Book before the end of the trading session

---

---

## Blocks Data

---

Stocks	Block Volume	Price	Block Trade Value	Time of approval	Note
--------	--------------	-------	-------------------	------------------	------

---

No Blocks Transactions.

---

---

## Blocks Notes

---

2 - SPOT 1 or SPOT 2 Packet	11 - Total Assets > 500 bil
3 - Block with Short Selling	12 - Sell Offer through Athex
4 - Buy to Close Block	13 - Forced Sale of NMOE
6 - Simultaneous Constitution	14 - Restoration Packet
7 - Repurchase Agreement	15 - Market Maker Packet
8 - Dispersion's Achievement (Not Listed)	16 - Short Selling
9 - Dispersion's Achievement (Listed)	18 - SPOT 1 Packet
10 - Share Capital Majority of Greek State (> 50 bil)	20 - Method 6-1 Packet

Rights Data

Occured date	Exercise from	Exercise until	Trading until	Rights	Price min	Price max	Closing price	Last Bid	Last Ask	Volume	Trades	Transactions Value
--------------	---------------	----------------	---------------	--------	-----------	-----------	---------------	----------	----------	--------	--------	--------------------

No Rights Transactions.

**Non Convertible Corporate Bonds - Alternative Market**

Num Listed Bonds	Nominal price	Issue price	Today's Rate	Exp. Date	Duration (years)	Note	Coupon attached		Trading	Non Convertible Corporate Bonds -	Accrued Int.	Yield.T.Mat	Price min	Price max	Closing price	Previous closing price/date	Volume	Transactions Value	Last order		Year min	Year max		
							Common	Preferred											Price	Buy / Sell			Date	
4,075	1,000.00	1,000.00	4.50	22/12/2026	5	---	8	---	1	R ENERGY 1 S.A. (Non Convertible)	3.8750	4.1840	99.5000	99.5000	99.5000	99.5000	18/07/2025	45,000	44,949.38	99.2000	B	22/07/2025	97.5107	100.7000
6,500	441.00	1,000.00	5.50	22/12/2025	8	---	16	---	1	DELTA TECHNIKH S.A. (Non Convertible)	2.0886	3.8630	---	---	---	100.0010	18/07/2025	---	---	100.0003	B	22/07/2025	99.8769	102.0000

**Corporate Bonds Notes**

Transactions Volume = (Pieces) \* (Nominal Price). Transactions Value = (Pieces) \* (Nominal Price) \* (price %) + (Accrued interest).

The price of a Bond is stated as a percentage (%) of Bond's Nominal Price.

Nominal Price in Euros (€), except if it is noted differently.

# ATHEXGROUP

Athens Exchange Group

Λεωφ. Αθηνών 110 | 104 42 Αθήνα  
110 Athinon Ave | 104 42 Athens GR  
T +30 210 3366 800  
[www.athexgroup.gr](http://www.athexgroup.gr)