

25

ΕΝΑΛΛΑΚΤΙΚΗ ΑΓΟΡΑ
Ημερήσιο Δελτίο Συναλλακτικής
Δραστηριότητας

ALTERNATIVE MARKET
Daily Official List
of Trading Activity



Disclaimer:

Hellenic Exchanges – Athens Stock Exchange S.A. (HELEX), endeavors to ensure that the data and other material ("Information") presented on the Daily Official List of the Alternative Market (ena) are accurate and complete, but it is not liable for any errors or omissions of data or /and for the accuracy, credibility, updating and completeness of the aforesaid information nor it has any liability arising directly or indirectly from the use of the above Information.

All contents of the Daily Official List of the Alternative Market (ENA) are provided only for information purposes and do not constitute investment advice or solicitation to invest in securities or other products listed for trading on HELEX.

You acknowledge and agree that HELEX is the owner of any property rights related to any Information appearing on the Daily Official List of the Alternative Market (ENA) including intellectual property rights copyright, trademarks, etc.

The above data are a property of the Hellenic Exchanges – Athens Stock Exchange S.A. and are copyright protected. Users are forbidden to reproduce, modify, copy, sale, transmit or redistribute, by all reproduction means and methods, part or the whole of the above data, without reference to their source.

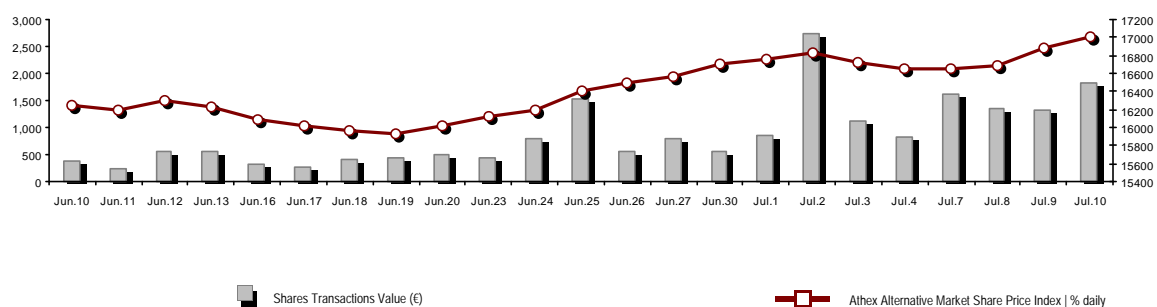
Hellenic Exchanges - Athens Stock Exchange S.A.

110 Athinon Ave., 10442 Athens, Tel: (210) 33.66.800, Fax: (210) 32.13.938

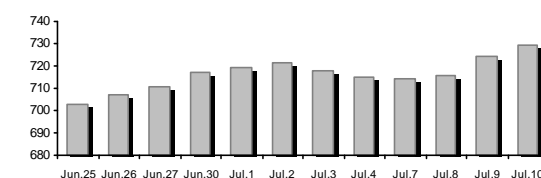
www.athexgroup.gr

Summary of Market

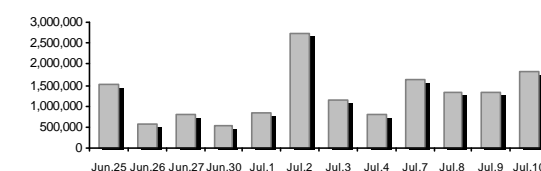
Athex Alternative Market Share Price Index vs Shares Transactions Value



Total Transactions Value (€):	1,827,256.04	Athex Capitalisation (€)	
Athex Capitalisation (€):	729,633,524.47		
Daily change: € %	5,057,592.86	0.70%	
Yearly Avg Capitalisation: € % chng prev year Avg	658,880,553.46	17.78%	
Athex Alternative Market Share Price Index % daily chng	17,006.11	0.70%	
Athex Alternative Market Share Price Index Capitalisation (€)	729,633,524.47		
Daily change (€)	5,057,592.86		

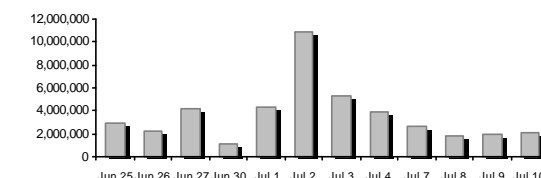


Shares Transactions Value (€)	1,827,256.04	Value of Transactions (€)	
Daily change: € %	508,539.94	38.56%	
YTD Avg Trans. Value: € % chng prev year Avg	697,137.16	-26.53%	
Blocks of Shares Transactions Value (€)	1,213,350.00		



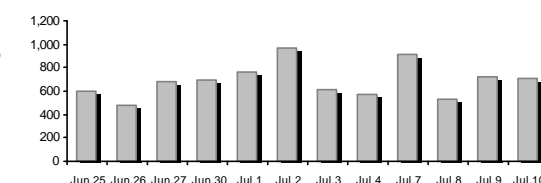
Bonds Transactions Value (thou. €) 0.00

Shares Transactions Volume (pieces)	2,161,817.00	Volume of Transactions	
Daily change: pieces %	169,316.00	8.50%	
YTD Avg Volume: pieces % chng prev year Avg	2,134,898.47	-43.40%	
Blocks of Shares Transactions Volume (pieces)	615,000.00		



Bonds Transactions Volume 0

Shares Trades Number	703	Number of Trades	
Daily change: number %	-24	-3.30%	
YTD Avg Derivatives Trades number % chng prev year Avg	587	-29.08%	
Number of Blocks of Shares	3		



Number of Bonds Transactions 0

Daily Fluctuation of Athex Alternative Market Price Index



Athex Indices

Index name	10/07/2025	09/07/2025	pts.	%	Min	Max	Year min	Year max	Year change
ATHEX Alternative Market Price Index	17,006.11 #	16,888.23	117.88	0.70%	16,866.47	17,022.35	13,631.97	17,022.35	12.64% #

Top 10 best & worst performing Shares

With positive Price change	Closing price	change	With negative Price change	Closing price	change
OPTRONICS TECHNOLOGIES (CR)	2.78	3.73% #	MEDITERRA (CR)	1.44	-0.69% Ⓔ
PHOENIX VEGA (CR)	0.070	2.18% #	FOODLINK S.A. (CR)	0.594	-0.34% Ⓔ
SUNRISEMEZZ (CR)	0.203	1.55% #			
ONYX TOURISTIKI S.A. (CR)	1.95	0.78% #			
CAIRO MEZZ (CR)	0.407	0.74% #			
REAL CONSULTING (CR)	5.10	0.39% #			
GALAXY COSMOS MEZZ (CR)	0.486	0.10% #			
SOFTWeb (CR)	1.87	0.00% -			
DOTSOFT (CR)	19.50	0.00% -			
VIDAVO (CR)	4.46	0.00% -			

With the highest Transactions Value	Value (thou. €)	change	With the highest Transactions Volume	Volume	change
ONYX TOURISTIKI S.A. (CR)	1,277.88	0.78% #	PHOENIX VEGA (CR)	834,325	2.18% #
REAL CONSULTING (CR)	262.96	0.39% #	ONYX TOURISTIKI S.A. (CR)	672,385	0.78% #
CAIRO MEZZ (CR)	113.99	0.74% #	CAIRO MEZZ (CR)	277,845	0.74% #
PHOENIX VEGA (CR)	58.06	2.18% #	SUNRISEMEZZ (CR)	210,570	1.55% #
GALAXY COSMOS MEZZ (CR)	42.92	0.10% #	GALAXY COSMOS MEZZ (CR)	88,505	0.10% #
SUNRISEMEZZ (CR)	42.34	1.55% #	REAL CONSULTING (CR)	51,985	0.39% #
FOODLINK S.A. (CR)	13.93	-0.34% Ⓔ	FOODLINK S.A. (CR)	23,411	-0.34% Ⓔ
DOTSOFT (CR)	9.75	0.00% -	OPTRONICS TECHNOLOGIES (CR)	1,000	3.73% #
OPTRONICS TECHNOLOGIES (CR)	2.79	3.73% #	MEDITERRA (CR)	988	-0.69% Ⓔ
MEDITERRA (CR)	1.42	-0.69% Ⓔ	DOTSOFT (CR)	500	0.00% -

Number of Listed Shares	Nominal Value	Dividends [1]			Date of Last Coupon		Note	Shares	Closing price	% change	Previous closing price/date	Open price	Price min	Price max	Last price	Avg price	Last Bid [7]	Last Ask [7]	P/E after tax	Year	Volume	Trades	Transactions Value	Company Mkt Value (€) [3,5]	Year low	Year high	Sector[4]
		2022	2023	2024	Dividend [2]	Right																					
309,096,827	0.100	---	---	---	29/09/2020	---	CAIRO MEZZ (CR)	0.407	0.74 P	0.404 09/07/2025	0.409	0.405	0.414	0.407	0.410	38@0.407	4600@0.411	---	2024	277,845	137	113,988.65	125,802.410.341	0.449	30202010		
12,481,290	0.040	---	---	---	19/08/2008 14/06/2024	---	DOPPLER (CR)	0.434	---	0.434 09/07/2025	---	---	---	---	---	1200@0.416	2060@0.446	---	---	---	---	---	5,416.880.352	0.655	50204000		
3,120,000	0.100	---	---	---	10/08/2023	---	DOTSOFT (CR)	19.50	---	19.50 09/07/2025	19.50	19.50	19.50	19.50	19.50	1000@19.60	---	---	2024	500	1	9,750.00	60,840.0014.20	19.50	10101010		
14,791,000	0.360	---	---	---	05/05/2010 12/05/2008	---	EUROXX (CR)	5.00	---	5.00 04/07/2025	---	---	---	---	---	171@5.00	---	---	2024	---	---	---	73,955.00	4.32	5.00	30202015	
33,352,551	0.100	---	---	---	12/06/2012 25/08/2023	---	FOODLINK S.A. (CR)	0.594	-0.34 E	0.596 09/07/2025	0.596	0.590	0.606	0.594	0.595	1900@0.576	2528@0.600	---	---	23,411	18	13,929.02	19,811.420.402	0.606	50205010		
86,941,164	0.074	---	---	---	09/12/2024	---	GALAXY COSMOS MEZZ (CR)	0.486	0.10 P	0.485 09/07/2025	0.483	0.482	0.491	0.490	0.485	1867@0.486	10273@0.490	---	2024	88,505	151	42,923.93	42,209.940.439	0.668	30202010		
7,300,000	0.500	0.0387	0.0499	---	26/08/2024 28/02/2008	---	MEDITERRA (CR)	1.44	-0.69 E	1.45 04/07/2025	1.43	1.43	1.44	1.44	1.44	52@1.42	42@1.44	---	2024	988	6	1,419.42	10,512.00	1.25	1.55	45102020	
68,926,799	0.240	---	---	---	07/07/2023	---	ONYX TOURISTIKI S.A. (CR)	1.95	0.78 P	1.93 09/07/2025	1.93	1.90	1.95	1.95	1.90	1000@1.93	1062@1.95	---	---	672,385	117	1,277,884.17	134,062.620.925	1.95	40401020		
3,333,500	0.300	---	---	---	13/07/2020 09/12/2008	---	OPTRONICS TECHNOLOGIES (CR)	2.78	3.73 P	2.68 09/07/2025	2.78	2.78	2.80	2.78	2.79	1000@2.60	7@2.78	---	2024	1,000	3	2,790.00	9,267.13	1.35	3.10	10102015	
1,250,367,229	0.008	---	---	---	0064 24/06/2025 27/11/2024	---	PHOENIX VEGA (CR)	0.070	2.18 P	0.069 09/07/2025	0.069	0.067	0.071	0.070	0.070	146750@0.069	105600@0.070	---	2024	834,325	135	58,057.26	88,025.850.061	0.084	30202010		
21,500,000	0.400	0.03	0.04	---	29/08/2024 06/08/2021	---	REAL CONSULTING (CR)	5.10	0.39 P	5.08 09/07/2025	5.08	5.02	5.12	5.10	5.06	170@5.04	4300@5.08	---	---	51,985	67	262,957.38	109,650.00	3.28	5.20	10101010	
5,393,467	0.120	---	---	---	23/07/2024	---	SOFTWeb (CR)	1.87	---	1.87 09/07/2025	1.90	1.90	1.90	1.90	1.90	430@1.78	36@1.90	---	---	53	1	100.44	10,085.78	1.52	2.00	10101015	
178,623,895	0.031	---	---	---	27/11/2024	---	SUNRISEMEZZ (CR)	0.203	1.55 P	0.199 09/07/2025	0.201	0.196	0.205	0.200	0.201	1500@0.200	2000@0.202	---	2024	210,570	65	42,340.77	36,171.340.183	0.279	30202010		
857,210	1.05	---	---	---	08/06/2010 12/03/2010	---	VIDAVO (CR)	4.46	---	4.46 24/06/2025	4.46	4.46	4.46	4.46	4.46	---	50@4.60	---	2024	250	2	1,115.00	3,823.16	2.80	5.60	20101025	

Shares' Notes

Code	Note text
()	- Adjusted dividends.
*	- Last adjusted closing price.
[1]	- Net dividends.
[2]	- The "Date of Last Coupon" for New listings refers to the date company's stocks started to trade in Athex
[3]	- The Company Market Value is referred to the number of listed shares
[4]	- Sectors codification can be found in Appendix A
[5]	- The Market Value refers to the total number of shares listed (including their several classes) in the exchange by the company.
[6]	- P/E greater than 100
[7]	- Last view of the Order Book before the end of the trading session

Blocks Data

Stocks	Block Volume	Price	Block Trade Value	Time of approval	Note
ONYX TOURISTIKI S.A. (CR)	255,000	1.88	479,400.00	11:00:27	20
ONYX TOURISTIKI S.A. (CR)	345,000	1.91	658,950.00	11:00:55	20
REAL CONSULTING (CR)	15,000	5.00	75,000.00	14:56:34	20

Blocks Notes

2 - SPOT 1 or SPOT 2 Packet	11 - Total Assets > 500 bil
3 - Block with Short Selling	12 - Sell Offer through Athex
4 - Buy to Close Block	13 - Forced Sale of NMOE
6 - Simultaneous Constitution	14 - Restoration Packet
7 - Repurchase Agreement	15 - Market Maker Packet
8 - Dispersion's Achievement (Not Listed)	16 - Short Selling
9 - Dispersion's Achievement (Listed)	18 - SPOT 1 Packet
10 - Share Capital Majority of Greek State (> 50 bil)	20 - Method 6-1 Packet

Rights Data

Occured date	Exercise from	Exercise until	Trading until	Rights	Price min	Price max	Closing price	Last Bid	Last Ask	Volume	Trades	Transactions Value
--------------	---------------	----------------	---------------	--------	-----------	-----------	---------------	----------	----------	--------	--------	--------------------

No Rights Transactions.

Non Convertible Corporate Bonds - Alternative Market

Num Listed Bonds	Nominal price	Issue price	Today's Rate	Exp. Date	Duration (years)	Note	Coupon attached		Trading	Non Convertible Corporate Bonds -	Accrued Int.	Yield.T.Mat	Price min	Price max	Closing price	Previous closing price/date	Volume	Transactions Value	Last order			Year min	Year max
							Common	Preferred											Price	Buy / Sell	Date		
4,075	1,000.00	1,000.00	4.50	22/12/2026	5	---	8	---	1	R ENERGY 1 S.A. (Non Convertible)	2.6250	5.4430	---	---	---	97.5120 09/07/2025	---	---	97.1009	B	10/07/2025	97.5107	100.7000
6,500	441.00	1,000.00	5.50	22/12/2025	8	---	16	---	1	DELTA TECHNIKH S.A. (Non Convertible)	1.4149	4.0620	---	---	---	99.8770 03/07/2025	---	---	100.0000	B	10/07/2025	99.8769	102.0000

Corporate Bonds Notes

Transactions Volume = (Pieces) * (Nominal Price). Transactions Value = (Pieces) * (Nominal Price) * (price %) + (Accrued interest).

The price of a Bond is stated as a percentage (%) of Bond's Nominal Price.

Nominal Price in Euros (€), except if it is noted differently.

ATHEXGROUP

Athens Exchange Group

Λεωφ. Αθηνών 110 | 104 42 Αθήνα
110 Athinon Ave | 104 42 Athens GR
T +30 210 3366 800
www.athexgroup.gr