

25

ΕΝΑΛΛΑΚΤΙΚΗ ΑΓΟΡΑ  
Ημερήσιο Δελτίο Συναλλακτικής  
Δραστηριότητας

---

ALTERNATIVE MARKET  
Daily Official List  
of Trading Activity



**Disclaimer:**

Hellenic Exchanges – Athens Stock Exchange S.A. (HELEX), endeavors to ensure that the data and other material ("Information") presented on the Daily Official List of the Alternative Market (ena) are accurate and complete, but it is not liable for any errors or omissions of data or /and for the accuracy, credibility, updating and completeness of the aforesaid information nor it has any liability arising directly or indirectly from the use of the above Information.

All contents of the Daily Official List of the Alternative Market (ENA) are provided only for information purposes and do not constitute investment advice or solicitation to invest in securities or other products listed for trading on HELEX.

You acknowledge and agree that HELEX is the owner of any property rights related to any Information appearing on the Daily Official List of the Alternative Market (ENA) including intellectual property rights copyright, trademarks, etc.

The above data are a property of the Hellenic Exchanges – Athens Stock Exchange S.A. and are copyright protected. Users are forbidden to reproduce, modify, copy, sale, transmit or redistribute, by all reproduction means and methods, part or the whole of the above data, without reference to their source.

---

**Hellenic Exchanges - Athens Stock Exchange S.A.**

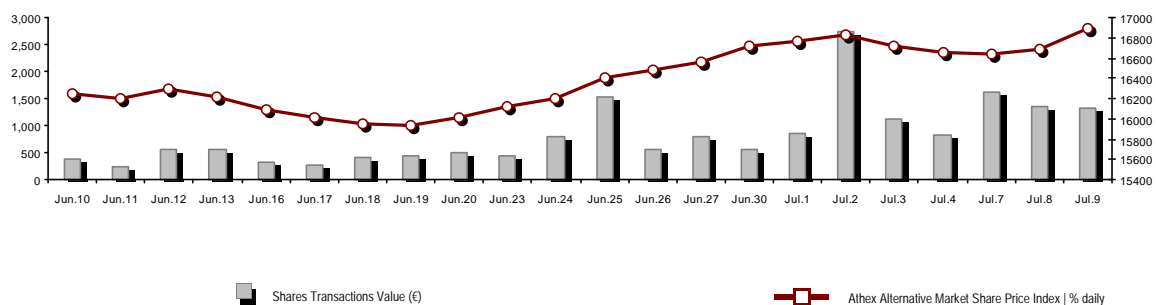
110 Athinon Ave., 10442 Athens, Tel: (210) 33.66.800, Fax: (210) 32.13.938

[www.athexgroup.gr](http://www.athexgroup.gr)

---

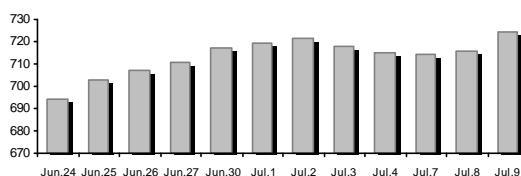
Summary of Market

Athex Alternative Market Share Price Index vs Shares Transactions Value



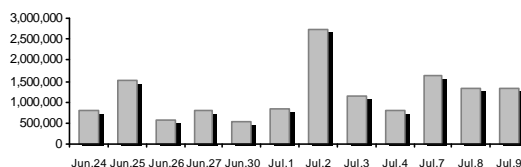
Total Transactions Value (€):	1,318,716.10	Athex Capitalisation (€)
-------------------------------	--------------	--------------------------

Athex Capitalisation (€):	724,575,931.61
Daily change: €   %	8,586,994.75 1.20%
Yearly Avg Capitalisation: €   % chng prev year Avg	658,327,795.87 16.96%
Athex Alternative Market Share Price Index   % daily chng	16,888.23 1.20%
Athex Alternative Market Share Price Index Capitalisation (€)	724,575,931.61
Daily change (€)	8,586,994.75



Shares Transactions Value (€)	1,318,716.10	Value of Transactions (€)
-------------------------------	--------------	---------------------------

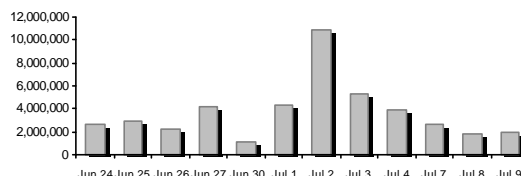
Daily change: €   %	-28,165.94 -2.09%
YTD Avg Trans. Value: €   % chng prev year Avg	688,308.10 -27.46%
Blocks of Shares Transactions Value (€)	573,000.00



Bonds Transactions Value (thou. €)	4.89
------------------------------------	------

Shares Transactions Volume (pieces)	1,992,501.00	Volume of Transactions
-------------------------------------	--------------	------------------------

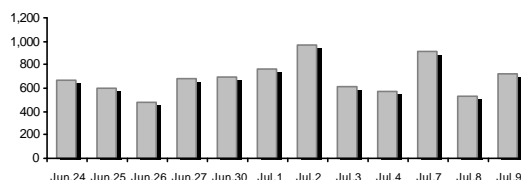
Daily change: pieces   %	184,893.00 10.23%
YTD Avg Volume: pieces   % chng prev year Avg	2,134,688.16 -43.40%
Blocks of Shares Transactions Volume (pieces)	300,000.00



Bonds Transactions Volume	5,000
---------------------------	-------

Shares Trades Number	727	Number of Trades
----------------------	-----	------------------

Daily change: number   %	199 37.69%
YTD Avg Derivatives Trades number   % chng prev year Avg	586 -29.19%
Number of Blocks of Shares	1



Number of Bonds Transactions	2
------------------------------	---

Daily Fluctuation of Athex Alternative Market Price Index



### Athex Indices

Index name	09/07/2025	08/07/2025	pts.	%	Min	Max	Year min	Year max	Year change
ATHEX Alternative Market Price Index	16,888.23 #	16,688.09	200.14	1.20%	16,659.42	16,913.44	13,631.97	16,913.44	11.86% #

Top 10 best & worst performing Shares

With positive Price change	Closing price	change	With negative Price change	Closing price	change
DOTSOFT (CR)	19.50	3.72% #	OPTRONICS TECHNOLOGIES (CR)	2.68	-4.29% Ⓔ
PHOENIX VEGA (CR)	0.069	3.30% #			
SUNRISEMEZZ (CR)	0.199	3.00% #			
CAIRO MEZZ (CR)	0.404	1.13% #			
FOODLINK S.A. (CR)	0.596	1.02% #			
GALAXY COSMOS MEZZ (CR)	0.485	0.94% #			
ONYX TOURISTIKI S.A. (CR)	1.93	0.78% #			
SOFTWeb (CR)	1.87	0.00% -			
REAL CONSULTING (CR)	5.08	0.00% -			
DOPPLER (CR)	0.434	0.00% -			

With the highest Transactions Value	Value (thou. €)	change	With the highest Transactions Volume	Volume	change
ONYX TOURISTIKI S.A. (CR)	933.29	0.78% #	PHOENIX VEGA (CR)	777,924	3.30% #
CAIRO MEZZ (CR)	95.96	1.13% #	ONYX TOURISTIKI S.A. (CR)	489,130	0.78% #
GALAXY COSMOS MEZZ (CR)	85.53	0.94% #	SUNRISEMEZZ (CR)	255,698	3.00% #
REAL CONSULTING (CR)	64.62	0.00% -	CAIRO MEZZ (CR)	235,961	1.13% #
PHOENIX VEGA (CR)	53.28	3.30% #	GALAXY COSMOS MEZZ (CR)	177,605	0.94% #
SUNRISEMEZZ (CR)	50.40	3.00% #	FOODLINK S.A. (CR)	40,880	1.02% #
FOODLINK S.A. (CR)	24.52	1.02% #	REAL CONSULTING (CR)	12,795	0.00% -
DOTSOFT (CR)	5.85	3.72% #	OPTRONICS TECHNOLOGIES (CR)	1,888	-4.29% Ⓔ
OPTRONICS TECHNOLOGIES (CR)	5.09	-4.29% Ⓔ	DOTSOFT (CR)	300	3.72% #
DOPPLER (CR)	0.13	0.00% -	DOPPLER (CR)	300	0.00% -

Number of Listed Shares	Nominal Value	Dividends [1]			Date of Last Coupon		Note	Shares	Closing price	% change	Previous closing price/date	Open price	Price min	Price max	Last price	Avg price	Last Bid [7]	Last Ask [7]	P/E after tax	Year	Volume	Trades	Transactions Value	Company Mkt Value (€) [3,5]	Year low	Year high	Sector[ 4]
		2022	2023	2024	Dividend [2]	Right																					
309,096,827	0.100	---	---	---	29/09/2020	---	CAIRO MEZZ (CR)	0.404	1.13 P	0.400 08/07/2025	0.398	0.398	0.413	0.404	0.407	3558@0.404	6690@0.405	---	2024	235,961	131	95,960.27	124,875.120.341	0.449	30202010		
12,481,290	0.040	---	---	---	19/08/2008 14/06/2024	---	DOPPLER (CR)	0.434	---	0.434 08/07/2025	0.446	0.446	0.446	0.446	0.446	4000@0.412	130@0.446	---	---	300	1	133.80	5,416.880.352	0.655	50204000		
3,120,000	0.100	---	---	---	10/08/2023	---	DOTSOFT (CR)	19.50	3.72 P	18.80 02/07/2025	19.50	19.50	19.50	19.50	19.50	800@19.50	---	---	2024	300	1	5,850.00	60,840.0014.20	19.50	10101010		
14,791,000	0.360	---	---	---	05/05/2010 12/05/2008	---	EUROXX (CR)	5.00	---	5.00 04/07/2025	---	---	---	---	---	171@5.00	---	---	2024	---	---	---	73,955.00 4.32	5.00	30202015		
33,352,551	0.100	---	---	---	12/06/2012 25/08/2023	---	FOODLINK S.A. (CR)	0.596	1.02 P	0.590 08/07/2025	0.600	0.588	0.606	0.598	0.600	1500@0.582	777@0.598	---	---	40,880	24	24,522.54	19,878.120.402	0.606	50205010		
86,941,164	0.074	---	---	---	09/12/2024	---	GALAXY COSMOS MEZZ (CR)	0.485	0.94 P	0.481 08/07/2025	0.480	0.479	0.490	0.485	0.482	3234@0.481	5715@0.485	---	2024	177,605	185	85,534.81	42,166.460.439	0.668	30202010		
7,300,000	0.500	0.0387	0.0499	---	26/08/2024 28/02/2008	---	MEDITERRA (CR)	1.45	---	1.45 04/07/2025	---	---	---	---	---	330@1.34	700@1.45	---	2024	---	---	---	10,585.00 1.25	1.55	45102020		
68,926,799	0.240	---	---	---	07/07/2023	---	ONYX TOURISTIKI S.A. (CR)	1.93	0.78 P	1.92 08/07/2025	1.92	1.89	1.93	1.93	1.91	2000@1.91	2569@1.93	---	---	489,130	161	933,285.99	133,028.720.925	1.93	40401020		
3,333,500	0.300	---	---	---	13/07/2020 09/12/2008	---	OPTRONICS TECHNOLOGIES (CR)	2.68	-4.29 E	2.80 08/07/2025	2.70	2.68	2.70	2.70	2.70	101@2.64	969@2.90	---	2024	1,888	13	5,089.60	8,933.78 1.35	3.10	10102015		
1,250,367,229	0.008	---	---	---	0064 24/06/2025 27/11/2024	---	PHOENIX VEGA (CR)	0.069	3.30 P	0.067 08/07/2025	0.067	0.067	0.069	0.069	0.068	5000@0.067	88783@0.069	---	2024	777,924	129	53,277.32	86,150.300.061	0.084	30202010		
21,500,000	0.400	0.03	0.04	---	29/08/2024 06/08/2021	---	REAL CONSULTING (CR)	5.08	---	5.08 08/07/2025	5.08	4.96	5.10	5.08	5.05	200@4.98	937@5.08	---	---	12,795	39	64,622.32	109,220.00 3.28	5.20	10101010		
5,393,467	0.120	---	---	---	23/07/2024	---	SOFTWeb (CR)	1.87	---	1.87 08/07/2025	1.90	1.90	1.90	1.90	1.90	1000@1.76	71@1.90	---	---	20	1	37.90	10,085.78 1.52	2.00	10101015		
178,623,895	0.031	---	---	---	27/11/2024	---	SUNRISEMEZZ (CR)	0.199	3.00 P	0.194 08/07/2025	0.190	0.190	0.200	0.200	0.197	7500@0.195	2500@0.198	---	2024	255,698	42	50,401.55	35,617.600.183	0.279	30202010		
857,210	1.05	---	---	---	08/06/2010 12/03/2010	---	VIDAVO (CR)	4.46	---	4.46 24/06/2025	---	---	---	---	---	---	---	---	---	2024	---	---	---	3,823.16 2.80	5.60	20101025	

---

**Shares' Notes**

---

Code	Note text
( )	- Adjusted dividends.
*	- Last adjusted closing price.
[1]	- Net dividends.
[2]	- The "Date of Last Coupon" for New listings refers to the date company's stocks started to trade in Athex
[3]	- The Company Market Value is referred to the number of listed shares
[4]	- Sectors codification can be found in Appendix A
[5]	- The Market Value refers to the total number of shares listed (including their several classes) in the exchange by the company.
[6]	- P/E greater than 100
[7]	- Last view of the Order Book before the end of the trading session

---

## Blocks Data

Stocks	Block Volume	Price	Block Trade Value	Time of approval	Note
ONYX TOURISTIKI S.A. (CR)	300,000	1.91	573,000.00	16:57:08	20

## Blocks Notes

2 - SPOT 1 or SPOT 2 Packet	11 - Total Assets > 500 bil
3 - Block with Short Selling	12 - Sell Offer through Athex
4 - Buy to Close Block	13 - Forced Sale of NMOE
6 - Simultaneous Constitution	14 - Restoration Packet
7 - Repurchase Agreement	15 - Market Maker Packet
8 - Dispersion's Achievement (Not Listed)	16 - Short Selling
9 - Dispersion's Achievement (Listed)	18 - SPOT 1 Packet
10 - Share Capital Majority of Greek State (> 50 bil)	20 - Method 6-1 Packet

**Rights Data**

Occured date	Exercise from	Exercise until	Trading until	Rights	Price min	Price max	Closing price	Last Bid	Last Ask	Volume	Trades	Transactions Value
--------------	---------------	----------------	---------------	--------	-----------	-----------	---------------	----------	----------	--------	--------	--------------------

No Rights Transactions.

**Non Convertible Corporate Bonds - Alternative Market**

Num Listed Bonds	Nominal price	Issue price	Today's Rate	Exp. Date	Duration (years)	Note	Coupon attached		Trading	Non Convertible Corporate Bonds -	Accrued Int.	Yield.T.Mat	Price min	Price max	Closing price	Previous closing price/date	Volume	Transactions Value	Last order			Year min	Year max
							Common	Preferred											Price	Buy / Sell	Date		
4,075	1,000.00	1,000.00	4.50	22/12/2026	5	---	8	---	1	R ENERGY 1 S.A. (Non Convertible)	2.2500	5.4410	97.5123	97.5124	97.5124	97.5110 03/07/2025	5,000	4,886.87	96.7111	B	09/07/2025	97.5107	100.7000
6,500	441.00	1,000.00	5.50	22/12/2025	8	---	16	---	1	DELTA TECHNIKH S.A. (Non Convertible)	1.2128	4.0620	---	---	---	99.8770 03/07/2025	---	---	100.0000	B	09/07/2025	99.8769	102.0000

**Corporate Bonds Notes**

Transactions Volume = (Pieces) \* (Nominal Price). Transactions Value = (Pieces) \* (Nominal Price) \* (price %) + (Accrued interest).

The price of a Bond is stated as a percentage (%) of Bond's Nominal Price.

Nominal Price in Euros (€), except if it is noted differently.

# ATHEXGROUP

Athens Exchange Group

Λεωφ. Αθηνών 110 | 104 42 Αθήνα  
110 Athinon Ave | 104 42 Athens GR  
T +30 210 3366 800  
[www.athexgroup.gr](http://www.athexgroup.gr)