

25

ΕΝΑΛΛΑΚΤΙΚΗ ΑΓΟΡΑ
Ημερήσιο Δελτίο Συναλλακτικής
Δραστηριότητας

ALTERNATIVE MARKET
Daily Official List
of Trading Activity



Disclaimer:

Hellenic Exchanges – Athens Stock Exchange S.A. (HELEX), endeavors to ensure that the data and other material ("Information") presented on the Daily Official List of the Alternative Market (ena) are accurate and complete, but it is not liable for any errors or omissions of data or /and for the accuracy, credibility, updating and completeness of the aforesaid information nor it has any liability arising directly or indirectly from the use of the above Information.

All contents of the Daily Official List of the Alternative Market (ENA) are provided only for information purposes and do not constitute investment advice or solicitation to invest in securities or other products listed for trading on HELEX.

You acknowledge and agree that HELEX is the owner of any property rights related to any Information appearing on the Daily Official List of the Alternative Market (ENA) including intellectual property rights copyright, trademarks, etc.

The above data are a property of the Hellenic Exchanges – Athens Stock Exchange S.A. and are copyright protected. Users are forbidden to reproduce, modify, copy, sale, transmit or redistribute, by all reproduction means and methods, part or the whole of the above data, without reference to their source.

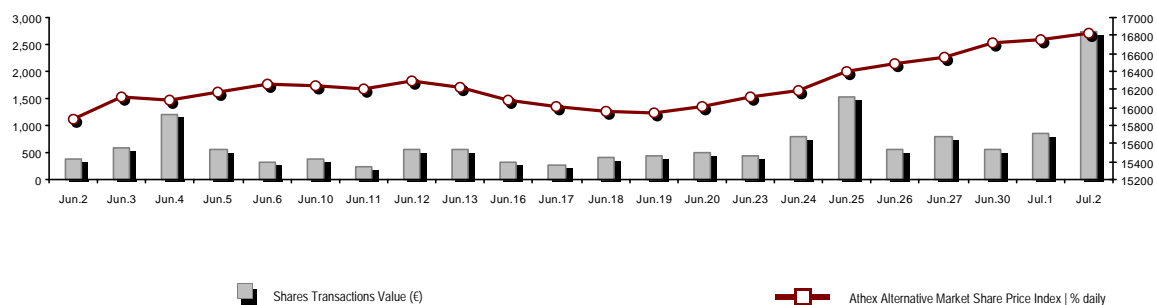
Hellenic Exchanges - Athens Stock Exchange S.A.

110 Athinon Ave., 10442 Athens, Tel: (210) 33.66.800, Fax: (210) 32.13.938

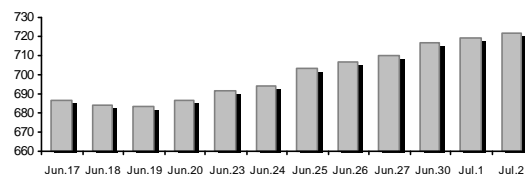
www.athexgroup.gr

Summary of Market

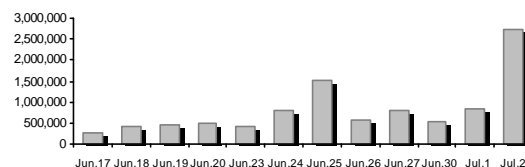
Athex Alternative Market Share Price Index vs Shares Transactions Value



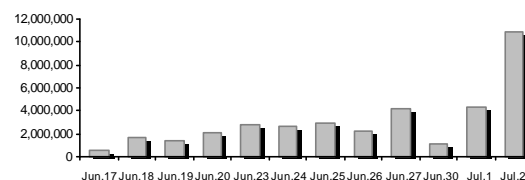
Total Transactions Value (€):	2,748,981.68	Athex Capitalisation (€)	
Athex Capitalisation (€):	721,732,368.21		
Daily change: € %	2,590,693.26	0.36%	
Yearly Avg Capitalisation: € % chng prev year Avg	655,926,239.04	16.51%	
Athex Alternative Market Share Price Index % daily chng	16,821.95	0.36%	
Athex Alternative Market Share Price Index Capitalisation (€)	721,732,368.21		
Daily change (€)	2,590,693.26		



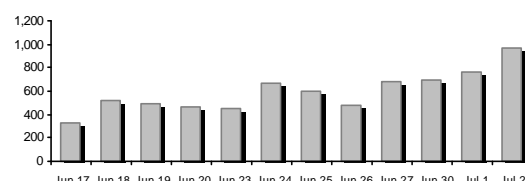
Shares Transactions Value (€)	2,748,981.68	Value of Transactions (€)	
Daily change: € %	1,907,120.40	226.54%	
YTD Avg Trans. Value: € % chng prev year Avg	665,589.74	-29.86%	
Blocks of Shares Transactions Value (€)	0.00		
Bonds Transactions Value (thou. €)	14.87		



Shares Transactions Volume (pieces)	10,898,242.00	Volume of Transactions	
Daily change: pieces %	6,598,512.00	153.46%	
YTD Avg Volume: pieces % chng prev year Avg	2,094,507.54	-44.47%	
Blocks of Shares Transactions Volume (pieces)	0.00		
Bonds Transactions Volume	15,000		



Shares Trades Number	968	Number of Trades	
Daily change: number %	206	27.03%	
YTD Avg Derivatives Trades number % chng prev year Avg	583	-29.62%	
Number of Blocks of Shares	0		
Number of Bonds Transactions	1		



Daily Fluctuation of Athex Alternative Market Price Index



Athex Indices

Index name	02/07/2025	01/07/2025	pts.	%	Min	Max	Year min	Year max	Year change
ATHEX Alternative Market Price Index	16,821.95 #	16,761.57	60.38	0.36%	16,671.66	16,847.66	13,631.97	16,847.66	11.42% #

Top 10 best & worst performing Shares

With positive Price change	Closing price	change	With negative Price change	Closing price	change
ONYX TOURISTIKI S.A. (CR)	1.88	5.03% #	CAIRO MEZZ (CR)	0.406	-3.10% Ⓔ
DOPPLER (CR)	0.440	3.29% #	PHOENIX VEGA (CR)	0.068	-1.45% Ⓔ
DOTSOFT (CR)	18.80	2.73% #	GALAXY COSMOS MEZZ (CR)	0.491	-0.61% Ⓔ
SOFTWeb (CR)	1.92	1.59% #	REAL CONSULTING (CR)	5.18	-0.38% Ⓔ
FOODLINK S.A. (CR)	0.596	1.02% #			
SUNRISEMEZZ (CR)	0.198	0.71% #			
OPTRONICS TECHNOLOGIES (CR)	2.90	0.00% -			
MEDITERRA (CR)	1.45	0.00% -			

With the highest Transactions Value	Value (thou. €)	change	With the highest Transactions Volume	Volume	change
CAIRO MEZZ (CR)	1,733.55	-3.10% Ⓔ	PHOENIX VEGA (CR)	6,263,496	-1.45% Ⓔ
PHOENIX VEGA (CR)	426.55	-1.45% Ⓔ	CAIRO MEZZ (CR)	4,220,230	-3.10% Ⓔ
ONYX TOURISTIKI S.A. (CR)	366.49	5.03% #	ONYX TOURISTIKI S.A. (CR)	202,203	5.03% #
REAL CONSULTING (CR)	127.76	-0.38% Ⓔ	GALAXY COSMOS MEZZ (CR)	123,507	-0.61% Ⓔ
GALAXY COSMOS MEZZ (CR)	60.95	-0.61% Ⓔ	SUNRISEMEZZ (CR)	30,803	0.71% #
SOFTWeb (CR)	10.42	1.59% #	REAL CONSULTING (CR)	24,850	-0.38% Ⓔ
FOODLINK S.A. (CR)	9.91	1.02% #	FOODLINK S.A. (CR)	16,700	1.02% #
SUNRISEMEZZ (CR)	6.07	0.71% #	DOPPLER (CR)	10,368	3.29% #
DOPPLER (CR)	4.46	3.29% #	SOFTWeb (CR)	5,450	1.59% #
DOTSOFT (CR)	1.88	2.73% #	MEDITERRA (CR)	435	0.00% -

Number of Listed Shares	Nominal Value	Dividends [1]			Date of Last Coupon		Note	Shares	Closing price	% change	Previous closing price/date	Open price	Price min	Price max	Last price	Avg price	Last Bid [7]	Last Ask [7]	P/E after tax	Year	Volume	Trades	Transactions Value	Company Mkt Value (€) [3,5]	Year low	Year high	Sector[4]			
		2022	2023	2024	Dividend [2]	Right																								
309,096,827	0.100	---	---	---	29/09/2020	---	CAIRO MEZZ (CR)	0.406	-3.10	€	0.419	01/07/2025	0.419	0.406	0.428	0.406	0.411	4697@0.406	1000000@0.407	---	2024	4,220,230	276	1,733,553.41	125,493.310.341	0.449	30202010			
12,481,290	0.040	---	---	---	19/08/2008	14/06/2024	---	DOPPLER (CR)	0.440	3.29	€	0.426	01/07/2025	0.426	0.420	0.440	0.440	0.431	200@0.428	110@0.440	---	---	10,368	11	4,464.97	5,491.770.352	0.655	50204000		
3,120,000	0.100	---	---	---	10/08/2023	---	---	DOTSOFT (CR)	18.80	2.73	€	18.30	24/06/2025	18.80	18.80	18.80	18.80	18.80	498@18.80	---	---	2024	100	1	1,880.00	58,656.0014.20	18.80	10101010		
14,791,000	0.360	---	---	---	05/05/2010	12/05/2008	---	EUROXX (CR)	5.00	---	€	5.00	01/07/2025	---	---	---	---	---	246@5.00	---	---	2024	---	---	---	73,955.00	4.32	5.00	30202015	
33,352,551	0.100	---	---	---	12/06/2012	25/08/2023	---	FOODLINK S.A. (CR)	0.596	1.02	€	0.590	01/07/2025	0.590	0.590	0.600	0.590	0.593	500@0.600	7110@0.600	---	---	16,700	13	9,908.50	19,878.120.402	0.600	50205010		
86,941,164	0.074	---	---	---	09/12/2024	---	---	GALAXY COSMOS MEZZ (CR)	0.491	-0.61	€	0.494	01/07/2025	0.492	0.488	0.500	0.491	0.494	2316@0.491	200@0.497	---	2024	123,507	156	60,952.28	42,688.110.439	0.668	30202010		
7,300,000	0.500	0.0387	0.0499	---	26/08/2024	28/02/2008	---	MEDITERRA (CR)	1.45	---	€	1.45	01/07/2025	1.45	1.45	1.48	1.48	1.47	300@1.43	850@1.59	---	2024	435	3	639.18	10,585.00	1.25	1.55	45102020	
68,926,799	0.240	---	---	---	07/07/2023	---	---	ONYX TOURISTIKI S.A. (CR)	1.88	5.03	€	1.79	01/07/2025	1.80	1.78	1.88	1.88	1.81	50@1.85	2018@1.88	---	---	202,203	288	366,491.15	129,582.380.925	1.88	40401020		
3,333,500	0.300	---	---	---	13/07/2020	09/12/2008	---	OPTRONICS TECHNOLOGIES (CR)	2.90	---	€	2.90	01/07/2025	3.00	3.00	3.00	3.00	3.00	15@3.18	500@3.00	---	2024	100	1	300.00	9,667.15	1.35	3.10	10102015	
1,250,367,229	0.008	---	---	---	006424/06/2025	27/11/2024	---	PHOENIX VEGA (CR)	0.068	-1.45	€	0.069	01/07/2025	0.069	0.068	0.069	0.068	0.068	62621@0.068	30000@0.068	---	2024	6,263,496	148	426,545.60	84,774.900.061	0.084	30202010		
21,500,000	0.400	0.03	0.04	---	29/08/2024	06/08/2021	---	REAL CONSULTING (CR)	5.18	-0.38	€	5.20	01/07/2025	5.18	5.08	5.20	5.18	5.14	1500@5.16	2050@5.18	---	---	24,850	27	127,759.00	111,370.00	3.28	5.20	10101010	
5,393,467	0.120	---	---	---	23/07/2024	---	---	SOFTWeb (CR)	1.92	1.59	€	1.89	01/07/2025	1.92	1.85	1.96	1.92	1.91	200@1.88	1200@1.92	---	---	5,450	31	10,419.39	10,328.49	1.52	2.00	10101015	
178,623,895	0.031	---	---	---	27/11/2024	---	---	SUNRISEMEZZ (CR)	0.198	0.71	€	0.197	01/07/2025	0.196	0.196	0.199	0.198	0.197	20309@0.196	28000@0.198	---	2024	30,803	13	6,068.20	35,438.980.183	0.279	30202010		
857,210	1.05	---	---	---	08/06/2010	12/03/2010	---	VIDAVO (CR)	4.46	---	€	4.46	24/06/2025	---	---	---	---	---	---	200@4.46	---	---	2024	---	---	---	3,823.16	2.80	5.60	20101025

Shares' Notes

Code	Note text
()	- Adjusted dividends.
*	- Last adjusted closing price.
[1]	- Net dividends.
[2]	- The "Date of Last Coupon" for New listings refers to the date company's stocks started to trade in Athex
[3]	- The Company Market Value is referred to the number of listed shares
[4]	- Sectors codification can be found in Appendix A
[5]	- The Market Value refers to the total number of shares listed (including their several classes) in the exchange by the company.
[6]	- P/E greater than 100
[7]	- Last view of the Order Book before the end of the trading session

Blocks Data

Stocks	Block Volume	Price	Block Trade Value	Time of approval	Note
--------	--------------	-------	-------------------	------------------	------

No Blocks Transactions.

Blocks Notes

2 - SPOT 1 or SPOT 2 Packet	11 - Total Assets > 500 bil
3 - Block with Short Selling	12 - Sell Offer through Athex
4 - Buy to Close Block	13 - Forced Sale of NMOE
6 - Simultaneous Constitution	14 - Restoration Packet
7 - Repurchase Agreement	15 - Market Maker Packet
8 - Dispersion's Achievement (Not Listed)	16 - Short Selling
9 - Dispersion's Achievement (Listed)	18 - SPOT 1 Packet
10 - Share Capital Majority of Greek State (> 50 bil)	20 - Method 6-1 Packet

Rights Data

Occured date	Exercise from	Exercise until	Trading until	Rights	Price min	Price max	Closing price	Last Bid	Last Ask	Volume	Trades	Transactions Value
--------------	---------------	----------------	---------------	--------	-----------	-----------	---------------	----------	----------	--------	--------	--------------------

No Rights Transactions.

Non Convertible Corporate Bonds - Alternative Market

Num Listed Bonds	Nominal price	Issue price	Today's Rate	Exp. Date	Duration (years)	Note	Coupon attached		Trading	Non Convertible Corporate Bonds -	Accrued Int.	Yield.T.Mat	Price min	Price max	Closing price	Previous closing price/date	Volume	Transactions Value	Last order		Year min	Year max		
							Common	Preferred											Price	Buy / Sell			Date	
4,075	1,000.00	1,000.00	4.50	22/12/2026	5	---	8	---	1	R ENERGY 1 S.A. (Non Convertible)	1.3750	4.4910	99.0000	99.0000	99.0000	99.3300	30/06/2025	15,000	14,870.63	97.5103	B	02/07/2025	97.7203	100.7000
6,500	441.00	1,000.00	5.50	22/12/2025	8	---	16	---	1	DELTA TECHNIKH S.A. (Non Convertible)	0.7411	3.8730	---	---	---	100.0000	17/06/2025	---	---	98.0015	B	02/07/2025	100.0000	102.0000

Corporate Bonds Notes

Transactions Volume = (Pieces) * (Nominal Price). Transactions Value = (Pieces) * (Nominal Price) * (price %) + (Accrued interest).

The price of a Bond is stated as a percentage (%) of Bond's Nominal Price.

Nominal Price in Euros (€), except if it is noted differently.

ATHEXGROUP

Athens Exchange Group

Λεωφ. Αθηνών 110 | 104 42 Αθήνα
110 Athinon Ave | 104 42 Athens GR
T +30 210 3366 800
www.athexgroup.gr