

25

Ημερήσιο Δελτίο  
Συναλλακτικής Δραστηριότητας

Daily Official List  
of Trading Activity



**Disclaimer:**

Hellenic Exchanges-Athens Stock Exchange S.A endeavours to ensure that the data and other material ("Information") presented on the Daily Official List are accurate and complete, but it is not liable for any errors or omissions of data or /and for the accuracy, credibility, updating and completeness of the aforesaid information nor it has any liability arising directly or indirectly from the use of the above Information.

The Company is not liable for the accuracy of the data included in listed companies' announcements. Only the sender of such an announcement is fully and solely liable for any infringement of third party's rights from the content of such announcement. All contents of the Daily Official List are provided only for information purposes and do not constitute investment advice or solicitation to invest in securities or other products listed for trading on the Exchange.

You acknowledge and agree that the Company is the owner of any property rights related to any Information appearing on the Daily Official List including intellectual property rights copyright, trademarks, etc.

The above data are a property of the Hellenic Exchanges-Athens Exchange and are copyright protected. Users are forbidden to reproduce, modify, copy, sale, transmit or redistribute, by all reproduction means and methods, part or the whole of the above data, without reference to their source.

The commercial exploitation of these data is, also, forbidden by third parties. Hellenic Exchanges-Athens Exchange does not carry any responsibility, direct or indirect, derived from usage or accidental alteration of the above data when used by third parties.

---

**Hellenic Exchanges – Athens Stock Exchange S.A.**

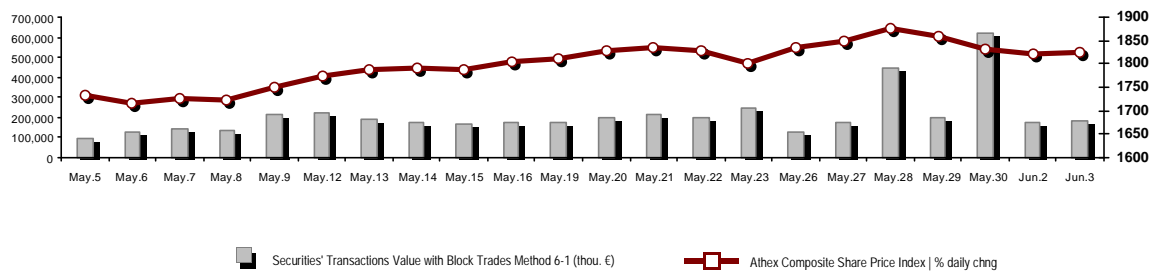
110 Athinon Ave., 10442 Athens, Tel: (210) 33.66.800, Fax: (210) 32.13.938

[www.athexgroup.gr](http://www.athexgroup.gr)

---

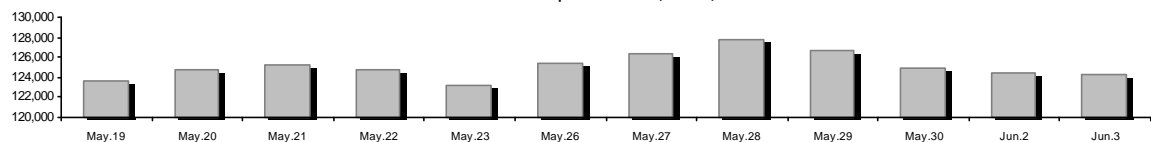
## Summary of Markets

Athex Composite Share Price Index vs Shares and Derivatives Transactions Value

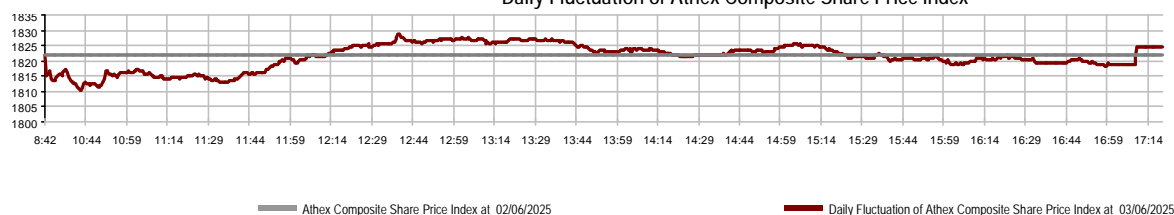


Athex Capitalisation (mill. €)**:	124,318.80	Derivatives Total Open Interest	602,985
Daily change: mill. €   %	-55.31 -0.04%	in Index Futures   % daily chng	9,457 0.68%
Yearly Avg Capitalisation: mill. €   % chng prev year Avg	114,241.16 15.76%	in Stock Futures   % daily chng	591,177 1.98%
Athex Composite Share Price Index   % daily chng	1,824.48 0.14%	in Index Options   % daily chng	1,813 6.15%
Athex Composite Share Price Index Capitalisation (mill. €)	116,257.64	in Stock Options   % daily chng	538 4.87%
Daily change (mill. €)	-110.04		
Securities' Transactions Value with Block Trades Method 6-1 (t	179,727.53	Derivatives Contracts Volume:	25,855
Daily change: %	7,909.81 4.60%	Daily change: pieces   %	-105,654 -80.34%
YtD Avg Trans. Value: thou. €   % chng prev year Avg	193,165.57 40.60%	YtD Avg Derivatives Contracts % chng prev year Avg	48,616 30.64%
Blocks Transactions Value of Method 6-1 (thou. €)	26,742.71	Derivatives Trades Number:	1,425
Blocks Transactions Value of Method 6-2 & 6-3 (thou. €)	154.62	Daily change: number   %	-324 -18.52%
Bonds Transactions Value (thou.€)	1,287.70	YtD Avg Trades number % chng prev year Avg	2,314 26.99%
Securities' Transactions Volume with Block Trades Method 6-1 (tho	34,468.14	Lending Total Open Interest	244,477
Daily change: thou. pieces   %	43.11 0.13%	Daily change: pieces   %	-1,253 -0.51%
YtD Avg Volume: % chng prev year Avg	43,064.30 48.02%	Lending Volume (Multilateral/Bilateral)	37,000
Blocks Transactions Volume of Method 6-1 (thou. Pieces)	5,012.19	Daily change: pieces   %	-17,456
Blocks Transactions Volume of Method 6-2 & 6-3 (thou. Pieces)	25.10	Multilateral Lending	0
Bonds Transactions Volume	1,270,000	Bilateral Lending	37,000
Securities' Trades Number with Block Trades Method 6-1	50,742	Lending Trades Number:	3
Daily change: number   %	652 1.30%	Daily change: %	-1
YtD Avg Trades number % chng prev year Avg	48,718 34.50%	Multilateral Lending Trades Number	0
Number of Blocks Method 6-1	25	Bilateral Lending Trades Number	3
Number of Blocks Method 6-2 & 6-3	1		
Number of Bonds Transactions	198		

Athex Capitalisation (mill. €)\*\*



Daily Fluctuation of Athex Composite Share Price Index



## Athex Indices

Index name	03/06/2025	02/06/2025	pts.	%	Min	Max	Year min	Year max	Year change
Athex Composite Share Price Index	1,824.48 #	1,822.00	2.48	0.14%	1,810.46	1,828.72	1,455.08	1,879.23	24.14% #
Athex Composite Index Total Return Index	3,517.59 #	3,496.38	21.21	0.61%	3,490.55	3,525.76	2,755.49	3,603.60	26.56% #
Athex ESG Index	2,139.48 #	2,137.72	1.76	0.08%	2,123.80	2,149.71	1,676.07	2,211.68	27.49% #
ATHEX Alternative Market Price Index	16,109.47 #	15,867.60	241.87	1.52%	15,846.50	16,113.54	13,631.97	16,315.32	6.70% #
FTSE/Athex Large Cap	4,563.73 #	4,558.03	5.70	0.13%	4,527.53	4,586.12	3,550.72	4,722.39	27.82% #
FTSE/Athex Mid Cap Index	2,700.69 €	2,712.44	-11.75	-0.43%	2,690.35	2,717.98	2,262.76	2,742.86	15.71% #
FTSE/ATHEX High Dividend Yield Index	4,709.87 #	4,708.26	1.61	0.03%	4,686.92	4,716.25	3,928.87	4,839.26	17.14% #
FTSE/Athex Market Index	1,086.18 #	1,085.89	0.29	0.03%	1,077.62	1,090.68	850.04	1,122.18	27.61% #
FTSE/Athex Banks	1,815.92 €	1,832.26	-16.34	-0.89%	1,801.00	1,840.40	1,278.63	1,912.09	41.20% #
FTSE/ATHEX TECHNOLOGY & TELECOMMUNICAT	6,344.85 #	6,317.47	27.38	0.43%	6,284.33	6,352.79	5,244.36	6,382.49	11.91% #
FTSE/ATHEX FINANCIAL SERVICES	8,509.12 €	8,583.79	-74.67	-0.87%	8,439.78	8,622.35	6,002.57	8,952.34	41.01% #
FTSE/ATHEX REAL ESTATE	4,853.56 #	4,846.70	6.86	0.14%	4,811.35	4,872.49	4,359.91	4,957.63	-0.53% €
FTSE/ATHEX CONSUMER DISCRETIONARY	5,828.01 #	5,791.00	37.01	0.64%	5,749.97	5,828.66	4,770.42	6,065.85	15.75% #
FTSE/ATHEX CONSUMER STAPLES	8,599.65 #	8,561.74	37.91	0.44%	8,535.38	8,624.59	6,653.46	8,845.99	28.56% #
FTSE/ATHEX INDUSTRIALS	7,631.38 #	7,577.01	54.37	0.72%	7,556.56	7,631.38	6,534.30	7,881.42	6.62% #
FTSE/ATHEX BASIC MATERIALS	5,601.65 #	5,562.26	39.39	0.71%	5,554.06	5,635.02	4,549.74	5,735.90	11.65% #
FTSE/ATHEX ENERGY & UTILITIES	5,886.20 #	5,856.63	29.57	0.50%	5,832.43	5,926.33	4,945.68	6,051.39	18.22% #
Athex All Share Index	415.43 #	414.38	1.05	0.25%	415.43	415.43	340.27	425.81	22.38% #
Hellenic Mid & Small Cap Index	2,388.21 #	2,374.31	13.90	0.59%	2,370.02	2,388.21	2,005.36	2,431.08	12.82% #
FTSE/Athex Large Cap Total Return	7,996.54 #	7,986.55	9.99	0.13%			6,199.42	8,221.86	30.13% #
FTSE/Athex Mid Cap Total Return	3,725.63 €	3,741.84	-16.21	-0.43%			3,153.97	3,760.38	16.51% #
MSCI GREECE REBASED	7,287.86 €	7,363.61	-75.75	-1.03%	7,226.44	7,363.61	5,512.03	7,671.72	31.04% #
Hellenic Corporate Bond Index	141.56 #	141.53	0.03	0.02%			138.48	141.56	1.79% #
Hellenic Corporate Bond Price Index	94.12 €	94.14	-0.01	-0.01%			93.11	94.15	0.21% #

Note 1: FTSE/Med 100, Hellenic Corporate Bond Price Index and Hellenic Corporate Bond Index closing prices refer to the previous trading day of 30/05/2025.

Note 2: The Hellenic Mid & Small Cap Index is a Customized index calculated by the Athens Exchange.

## Analytic Figures for Athex Market's Boards and Categories

	Total Traded Securities	Main Market	Surveillance	Exchange Traded Funds (ETFs)
Totals	122	118	3	1
Gain / Lose / Same:	56 / 48 / 18	54 / 46 / 18	1 / 2 / 0	1 / 0 / 0
Athex Capitalisation (mill. €) **	124,318.80	124,281.35	37.46	
Daily Average Trans/ons Value(thou.€)	193,165.57	193,023.13	24.20	366.19
Transactions Value	179,882.14	179,055.89	156.60	669.66
Main Board:	152,984.82	152,158.56	156.60	669.66
Blocks Board 6_2_3:	26,897.32	26,897.32	0.00	0.00
Forced Sales Board:	0.00	0.00	0.00	0.00
Special Terms Board:	0.00	0.00	0.00	0.00
Daily Average Transactions Volume	43,064,301	43,007,669	91,186	8,847
Transactions Volume	34,493,236	34,074,022	404,850	14,364
Main Board:	29,455,945	29,036,731	404,850	14,364
Blocks Board 6_2_3:	5,037,291	5,037,291	0	0
Forced Sales Board:	0	0	0	0
Special Terms Board:	0	0	0	0
Daily Average Number of Trades	48,718	48,543	46	130
Number of Trades	50,743	50,418	160	165
Main Board:	50,717	50,392	160	165
Blocks Board 6_2_3:	26	26	0	0
Forced Sales Board:	0	0	0	0
Special Terms Board:	0	0	0	0

## Trading Details by Athex Sectors and Financial Instruments (ETFs)

Code	Sectors	Gain / Lose / Same	Number of Trades	Transactions Volume	Transactions Value	% of Total Trans. Value
3010	- Banks	3 / 5 / 0	23,533	24,313,642	106,492,292.47	59.20%
5510	- Basic Resources	5 / 8 / 0	1,124	2,004,637	9,338,798.76	5.19%
5010	- Construction & Materials	7 / 4 / 1	4,200	1,982,057	10,896,692.84	6.06%
4020	- Consumer Products & Services	1 / 2 / 1	1,132	170,234	1,506,413.27	0.84%
6010	- Energy	3 / 1 / 0	1,702	275,419	4,277,585.28	2.38%
12000	- Financial Instruments	1 / 0 / 0	165	14,364	669,661.90	0.37%
3020	- Financial Services	3 / 2 / 0	400	76,018	455,359.63	0.25%
4510	- Food Beverage & Tobacco	3 / 0 / 5	248	33,263	530,356.32	0.29%
2010	- Health Care	1 / 1 / 1	72	54,595	48,487.03	0.03%
5020	- Industrial Goods & Services	3 / 10 / 3	2,803	1,009,300	4,204,086.76	2.34%
3030	- Insurance	1 / 0 / 0	133	25,681	131,677.76	0.07%
4030	- Media	3 / 0 / 0	376	246,875	591,519.35	0.33%
4520	- Personal Care, Drug & Grocery Stores	1 / 1 / 0	278	25,949	284,000.27	0.16%
3510	- Real Estate	5 / 5 / 3	1,554	708,939	1,994,881.32	1.11%
4040	- Retail	5 / 1 / 1	2,048	361,730	4,995,998.79	2.78%
1010	- Technology	4 / 4 / 2	1,925	566,885	2,519,738.34	1.40%
1510	- Telecommunications	1 / 1 / 0	2,085	375,639	6,538,575.67	3.63%
4050	- Travel & Leisure	4 / 0 / 1	2,807	1,232,914	8,309,443.42	4.62%
6510	- Utilities	2 / 3 / 0	4,158	1,015,095	16,096,575.26	8.95%

## Top 10 best &amp; worst performing Shares

## Main Market

With positive Price change	Closing price	change	With negative Price change	Closing price	change
PROODEFTIKH SA (CR)	0.41	29.75% #	AUTOHELLAS SA (CR)	10.76	-6.92% €
KEKROPS SA (CR)	1.31	8.26% #	NATIONAL BANK (CR)	10.2	-2.77% €
FAIS (CR)	3.62	6.47% #	IDEAL HOLDINGS (CR)	6.1	-2.56% €
AKTOR S.A. HOLDING CO. (CR)	5.52	4.54% #	NOVAL PROPERTY REIC (CR)	2.49	-2.35% €
ILYDA S.A. (CR)	3.01	4.51% #	UNIBIOS (CR)	2.08	-1.89% €
EKTER SA (CR)	2.11	3.43% #	MOTODYNAMICS S.A. (CR)	2.76	-1.78% €
QUALITY & RELIABILITY SA (CR)	1.188	3.30% #	GEN. COMMERCIAL & IND.SA (CR)	1.455	-1.69% €
AVE (CR)	0.512	3.23% #	ALUMIL (CR)	5.12	-1.54% €
ATTICA BANK S.A. (CR)	0.791	2.73% #	PAPOUTSANIS (CR)	2.76	-1.08% €
ALTER EGO MEDIA (CR)	4.352	2.40% #	QUALCO GROUP (CR)	5.91	-0.99% €
With the highest Transactions Value	Value (thou. €)	change	With the highest Transactions Volume	Volume	change
PIRAEUS FINANCIAL HOLD (CR)	34,142.26	-0.14% €	ALPHA SERVICES HOLD (CR)	8,407,856	-0.36% €
NATIONAL BANK (CR)	25,565.37	-2.77% €	PIRAEUS FINANCIAL HOLD (CR)	6,142,277	-0.14% €
ALPHA SERVICES HOLD (CR)	23,546.54	-0.36% €	EUROBANK HOLDINGS (CR)	5,871,307	0.44% #
EUROBANK HOLDINGS (CR)	16,181.10	0.44% #	NATIONAL BANK (CR)	2,515,151	-2.77% €
METLEN ENERGY & METALS (CR)	8,729.20	-0.18% €	ALUMIL (CR)	1,651,578	-1.54% €
ALUMIL (CR)	8,103.06	-1.54% €	PROODEFTIKH SA (CR)	911,305	29.75% #
OTE (CR)	6,531.56	0.98% #	BANK OF CYPRUS (CR)	869,027	0.99% #
PPC (CR)	6,134.75	1.21% #	INTRALOT (CR)	762,909	0.56% #
BANK OF CYPRUS (CR)	5,271.78	0.99% #	PPC (CR)	458,478	1.21% #
OPAP (CR)	4,939.61	0.32% #	ATTICA BANK S.A. (CR)	431,764	2.73% #

Note: Stocks that are not included in the "Under Supervision" category, and the transactions value is more than 10,000 €.

## Derivatives Summary

	Number of Trades	Volume	Open Interest
Index Futures	108	418	9,457
FTSE/Athex Banks	0	0	2,777
FTSE/Athex Large Cap	102	358	6,680
MSCI GREECE REBASED	6	60	0
Stock Futures	1,304	25,346	591,177
ADMIE (IPTO) HOLDING S.A. (CR)	29	328	16,655
AEGEAN AIRLINES (CR)	23	158	2,980
AKTOR S.A. HOLDING CO. (CR)	36	379	41,784
ALPHA SERVICES HOLD (CR)	276	9,204	94,553
ATHENS INTL AIRPORT (CR)	2	20	458
AUTOHELLAS SA (CR)	1	1	137
AVAX S.A. (CR)	10	40	2,496
BANK OF CYPRUS (CR)	8	21	728
CC HBC AG (CR)	2	2	126
CENERGY HOLDINGS (CB)	34	171	8,176
ELLAKTOR (CR)	3	16	1,900
ELVALHALCOR (CR)	19	348	4,706
EUROBANK HOLDINGS (CR)	87	3,077	47,175
EYDAP S.A. (CR)	1	1	6,117
FOURLIS (CR)	0	0	662
GEK TERNA (CR)	58	299	11,834
HELLENIC EXCHANGES-A.S.E. (CR)	14	46	2,096
HELLENIQ ENERGY (CR)	6	28	4,450
INTRACOM HOLDINGS (CR)	11	104	9,074
INTRALOT (CR)	30	3,985	214,884
JUMBO SA (CR)	12	33	470
LAMDA DEVELOPMENT SA (CR)	26	140	7,201
METLEN ENERGY & METALS (CR)	64	174	5,725
MIG (CR)	0	0	225
MOTOR OIL (CR)	21	67	5,231
NATIONAL BANK (CR)	84	650	12,691
OPAP (CR)	5	21	1,032
OPTIMA BANK (CR)	0	0	169
OTE (CR)	2	2	2,311
P.P.A. S.A. (CR)	0	0	113
PIRAEUS FINANCIAL HOLD (CR)	305	5,243	53,650
PPC (CR)	83	571	24,338
QUEST HOLDINGS (CR)	0	0	152
TITAN (CB)	22	79	827
VIOHALCO SA/NV (CB)	30	138	6,051
Index Options	6	56	1,813
FTSE/Athex Large Cap	6	56	1,813
Stock Options	7	35	538
ALPHA SERVICES HOLD (CR)	0	0	0
NATIONAL BANK (CR)	0	0	22
OPAP (CR)	0	0	226
OTE (CR)	7	35	215
PIRAEUS FINANCIAL HOLD (CR)	0	0	0
PPC (CR)	0	0	75
<b>Total Derivatives Traded</b>	<b>1,425</b>	<b>25,855</b>	<b>602,985</b>

Number of Outstanding Securities	Nominal Value	Dividends [1]			Date of Last Coupon		Note	Shares	Closing price	% change	Previous closing price/date	Open price	Price min	Price max	Last price	Avg price	Last Bid [7]	Last Ask [7]	P/E after tax	Year	Volume	Trades	Transactions Value[8]	Company Mkt Value (thou. €)	Year low	Year high	Sector[4]		
		2022	2023	2024	Dividend [2]	Right																							
2,353,674,756	0.290	--	0.026	0.0303	23/05/2025	18/04/2017	---	ALPHA SERVICES HOLD (CR)	2.79	-0.36	€	2.8	02/06/2025	2.8	2.773	2.86	2.79	2.801106230@2.79	7900@2.79	---	---	8,407,856	5,089	23,546,539.12	6,566,752.57	1.613	3.011	30101010	
56,996,000	1.00	--	---	---		27/01/2025	---	ALTER EGO MEDIA (CR)	4.352	2.40	P	4.25	02/06/2025	4.258	4.258	4.388	4.352	4.334	9@4.34	2353@4.38	---	---	122,110	309	529,174.76	248,046.59	3.82	4.81	40301035
1,618,012,407	0.050	--	---	---	04/06/2008	16/10/2024	---	ATTICA BANK S.A. (CR)	0.791	2.73	P	0.77	02/06/2025	0.772	0.767	0.794	0.791	0.781	1769@0.790	4004@0.794	---	---	431,764	324	337,028.02	1,279,847.81	0.645	0.868	30101010
36,353,868	1.00	(0.025)	0.1	---	16/07/2024	21/08/2023	---	AUSTRIACARD (CB)	5.36	---	-	5.36	02/06/2025	5.34	5.27	5.37	5.36	5.32	883@5.30	909@5.37	---	---	86,209	400	458,657.00	194,856.73	5.2	6.4	10101010
440,820,060	0.100	--	---	0.48	26/05/2025	23/09/2024	---	BANK OF CYPRUS (CR)	6.1	0.99	P	6.04	02/06/2025	6.02	6.02	6.1	6.1	6.066	6705@6.08	1707@6.12	---	---	869,027	368	5,271,776.04	2,689,002.37	4.57	6.7	30101010
212,384,903	0.05	0.08	---	---	25/06/2024	07/12/2016	---	CENERGY HOLDINGS (CB)	9.49	-0.32	€	9.52	02/06/2025	9.43	9.36	9.54	9.49	9.444	104@9.47	127@9.49	---	---	148,396	722	1,401,450.52	2,015,532.73	7.52	10.08	50202010
373,239,562	6.70	0.78	0.93	1.03	29/05/2025	29/04/2013	---	CC HBC AG (CR)	46.56	0.91	P	46.14	02/06/2025	45.96	45.96	46.58	46.56	46.353	437@46.32	132@46.56	---	---	6,392	61	296,290.4217	378,034.01	32.08	48.02	45101020
3,676,736,329	0.220	--	0.0933	0.105	05/05/2025	20/05/2019	---	EUROBANK HOLDINGS (CR)	2.75	0.44	P	2.738	02/06/2025	2.74	2.72	2.791	2.75	2.756	3293@2.75	21289@2.75	---	---	5,871,307	4,086	16,181,102.670	111,024.90	1.95	2.854	30101010
53,360,277	1.00	0.11	0.12	---	26/06/2024	23/07/2019	---	FOURLIS (CR)	4.025	0.88	P	3.99	02/06/2025	3.99	3.945	4.025	4.025	3.998	5000@3.99	82@4.03	---	---	18,861	98	75,413.09	214,775.11	3.545	4.365	40401010
305,635,185	2.18	0.3	0.9	0.2	20/01/2025	01/10/2003	---	HELLENIO ENERGY (CR)	7.53	0.67	P	7.48	02/06/2025	7.5	7.44	7.54	7.53	7.512	489@7.53	36710@7.53	---	---	115,851	596	870,242.30	2,301,432.94	6.8	8.1	60101020
83,600,000	0.690	--	0.0504	---	25/06/2024	02/07/2024	---	INTRACOM HOLDINGS (CR)	3.07	-0.16	€	3.075	02/06/2025	3.05	3.05	3.115	3.07	3.08	8075@3.07	723@3.09	---	---	59,595	216	183,549.46	256,652.00	2.45	3.4	10101010
136,059,759	0.880	0.6	1.4726	---	24/03/2025	05/03/2014	---	JUMBO SA (CR)	28.6	1.42	P	28.2	02/06/2025	28.2	27.9	28.74	28.6	28.353	2674@28.56	213@28.62	---	---	151,315	1,486	4,290,286.58	3,891,309.11	22.18	29.34	40401010
176,736,715	0.300	--	---	---	30/05/2007	27/11/2019	---	LAMDA DEVELOPMENT SA (CR)	6.48	0.93	P	6.42	02/06/2025	6.43	6.34	6.48	6.48	6.396	43@6.46	839@6.48	---	---	158,857	616	1,016,044.42	1,145,253.91	5.73	7.5	35101010
142,891,161	0.970	1.24	1.5531	---	26/06/2024	07/07/2017	---	METLEN ENERGY & METALS (CR)	44.02	-0.18	€	44.1	02/06/2025	43.9	43.9	44.7	44.02	44.21	513@44.02	5000@44.10	---	---	197,449	2,076	8,729,202.68	6,290,068.91	32.82	46.74	65102000
95,733,204	0.500	--	0.0304	0.0302	15/05/2025	28/07/2021	---	PREMIA (CR)	1.34	1.82	P	1.316	02/06/2025	1.316	1.316	1.34	1.34	1.333	2980@1.34	14865@1.34	---	---	138,909	259	185,164.49	128,282.49	1.15	1.34	35102000
70,029,804	1.00	--	---	---	15/05/2025	---	---	QUALCO GROUP (CR)	5.91	-0.99	€	5.969	02/06/2025	5.967	5.9	5.967	5.91	5.931	204@5.91	20@5.93	---	---	38,372	155	227,595.85	413,876.14	5.62	6.32	10101015
78,325,475	0.6	0.85	---	---	25/06/2024	23/07/2019	---	TITAN (CB)	39.65	0.76	P	39.35	02/06/2025	39.35	39.15	39.7	39.65	39.518	89@39.60	568@39.70	---	---	102,271	1,049	4,041,510.45	3,105,605.08	35.6	45.8	50101030
259,189,761	0.12	0.12	---	---	25/06/2024	26/02/2016	---	VIOHALCO SA/NV (CB)	5.57	-0.54	€	5.6	02/06/2025	5.57	5.57	5.65	5.57	5.604	4561@5.56	29884@5.60	---	---	141,682	454	794,035.00	1,443,686.97	4.67	6.24	55102015
148,321,516	0.300	0.07	0.03	---	29/07/2024	22/01/2020	---	AVAX S.A. (CR)	2.015	0.75	P	2	02/06/2025	2	2	2.065	2.015	2.034	15800@2.01	600@2.04	---	---	171,927	344	349,689.77	298,867.85	1.53	2.42	50101010
232,000,000	2.12	0.0682	0.0582	0.0582	09/09/2024	19/06/2017	---	ADMIE (IPTO) HOLDING S.A. (CR)	3.23	-0.16	€	3.235	02/06/2025	3.27	3.185	3.27	3.23	3.221	18500@3.19	500@3.24	---	2024	329,008	436	1,059,873.95	749,360.00	2.515	3.28	65101015
90,167,100	0.500	--	0.7515	0.8041	20/05/2025	24/05/2021	---	AEGEAN AIRLINES (CR)	13.06	2.03	P	12.8	02/06/2025	12.84	12.76	13.06	13.06	12.951	270@12.98	5415@13.06	---	---	195,081	1,008	2,526,398.70	1,177,582.33	9.9	13.08	40501010
204,002,463	0.300	--	---	---	12/08/2008	07/01/2025	---	AKTOR S.A. HOLDING CO. (CR)	5.52	4.54	P	5.28	02/06/2025	5.32	5.28	5.52	5.52	5.409	120@5.50	2932@5.52	---	---	191,010	509	1,033,214.57	1,126,093.60	4.22	5.52	50101010
103,423,291	0.570	--	---	---	01/08/2011	28/08/2024	---	GEK TERNA (CR)	19.29	1.05	P	19.09	02/06/2025	19.2	19.01	19.29	19.29	19.136	500@19.22	10391@19.30	---	---	242,381	1,036	4,638,303.75	1,995,035.28	16.81	19.98	50101010
369,270,000	2.48	--	0.25	---	22/07/2024	12/12/2001	---	PPC (CR)	13.44	1.21	P	13.28	02/06/2025	13.15	13.15	13.47	13.44	13.381	739@13.43	1976@13.44	---	---	458,478	1,430	6,134,754.29	4,962,988.80	11.72	14.48	65101015
309,544,087	1.00	--	0.33	0.7862	23/04/2025	07/02/2024	---	ATHENS INTL AIRPORT (CR)	9.885	-0.50	€	9.935	02/06/2025	9.945	9.78	9.945	9.885	9.882	329@9.88	288@9.89	---	2024	163,249	891	1,613,243.04	3,059,843.30	7.9664	10.18	50206060
914,715,153	1.00	--	0.3643	0.4442	03/06/2025	29/08/2018	---	NATIONAL BANK (CR)	10.2	-2.77	€	10.49	02/06/2025	10.2	9.98	10.25	10.2	10.165	1000@10.18	5779@10.21	---	---	2,515,151	3,772	25,565,366.39	9,330,094.56	7.35	10.845	30101010
26,878,682	0.260	(0.04)	(0.06)	---	08/07/2024	24/07/2024	---	EKTER SA (CR)	2.11	3.43	P	2.04	02/06/2025	2.04	2.01	2.115	2.11	2.076	500@2.10	2308@2.11	---	---	67,863	249	140,899.71	56,714.02	1.524	2.255	50101010
375,241,586	0.390	0.06	0.04	---	25/06/2024	14/07/2006	---	ELVALHALCOR (CR)	2.35	2.40	P	2.295	02/06/2025	2.3	2.29	2.35	2.35	2.328	591@2.32	18577@2.35	---	---	155,658	371	362,402.94	881,817.73	1.73	2.41	55102015
348,192,005	0.040	--	---	---	05/07/2011	24/03/2025	---	ELLAKTOR (CR)	1.296	2.37	P	1.266	02/06/2025	1.288	1.268	1.298	1.296	1.283	800@1.29	6705@1.30	---	---	178,577	389	229,040.97	451,256.84	1.182	2.46	50101010
60,348,000	0.420	0.1565	0.2504	---	25/06/2024	04/08/2021	---	HELLENIC EXCHANGES-A.S.E. (CR)	6.02	0.67	P	5.98	02/06/2025	6.02	5.94	6.04	6.02	6.002	452@6.00	38305@6.01	---	---	70,291	333	421,909.47	363,294.96	4.475	6.14	30202015
106,500,000	0.600	0.02	0.1	---	22/07/2024	13/09/2021	---	EYDAP S.A. (CR)	5.9	1.55	P	5.81	02/06/2025	5.83	5.79	5.9	5.9	5.863	132@5.85	4309@5.90	---	---	28,554	206	167,417.96	628,350.00	5.37	6.17	65102030
604,095,621	0.300	--	---	---	30/05/2013	10/10/2023	---	INTRALOT (CR)	1.072	0.56	P	1.066	02/06/2025	1.072	1.062	1.072	1.072	1.072	4745@1.06	27083@1.07	---	---	762,909	295	817,460.50	647,590.51	0.8	1.12	40501020
110,782,980	0.750	1.6299	1.8415	0.3088	23/12/2024	04/11/2013	---	MOTOR OIL (CR)	23.6	1.46	P	23.26	02/06/2025	23.2	23.2	23.62	23.6	23.475	104@23.58	1427@23.62	---	---	143,939	1,033	3,379,035.62	2,614,478.33	18.26	23.78	60101020
370,062,741	0.300	1	1.6123	1.4029	07/05/2025	25/06/2024	---	OPAP (CR)	19	0.32	P	18.94	02/06/2025	18.8	18.8	19.1	19	18.971	219@18.96	269@19.01	---	---	260,376	1,441	4,939,612.62	7,031,192.08			

Number of Outstanding Securities	Nominal Value	Dividends [1]			Date of Last Coupon		Note	Shares	Closing price	% change	Previous closing price/date	Open price	Price min	Price max	Last price	Avg price	Last Bid [7]	Last Ask [7]	P/E after tax	Year	Volume	Trades	Transactions Value[8]	Company Mkt Value (thou. €)	Year low	Year high	Sector[4]	
		2022	2023	2024	Dividend [2]	Right																						
66,850,563	0.780	0.1495	0.2313	0.3139	02/05/2025	13/06/2018	---	GR. SARANTIS S.A. (CR)	13.56	0.15 P	13.54	02/06/2025	13.54	13.44	13.66	13.56	13.573	120@13.44	1259@13.56	---	---	19,643	242	266,616.70	906,493.63	10.66	14.2	45201020
73,774,142	3.45	---	0.44	---	25/06/2024	04/10/2023	---	OPTIMA BANK (CR)	19.22	-0.72 E	19.36	02/06/2025	19.2	18.96	19.58	19.22	19.304	310@19.20	113797@19.22	---	---	71,820	3,526	1,386,420.54	1,417,939.01	11.7	20.6	30101010
1,011,000	1.00	---	---	---	01/07/2004	11/12/2012	5193	TRIA ALFA SA (CR)	6.9	-4.83 E	7.25	02/06/2025	7.25	6.45	7.4	6.9	6.818	5@6.65	146@6.95	---	2024	1,269	37	8,651.45	6,975.90	4.04	7.9	55101020
45,502,500	1.00	---	---	---	---	27/03/2025	---	FAIS (CR)	3.62	6.47 P	3.4	02/06/2025	3.39	3.37	3.65	3.62	3.492	200@3.61	695@3.64	---	---	133,886	250	467,475.70	164,719.05	3.1	4.6985	40401020
<b>Main Market - Medium Liquidity Class</b>																												
13,126,020	0.660	0.1158	0.1376	---	19/12/2024	04/09/2020	---	AS COMPANY SA (CR)	3.72	1.64 P	3.66	02/06/2025	3.7	3.68	3.73	3.72	3.699	52@3.70	590@3.72	---	---	19,616	110	72,566.95	48,828.79	2.75	3.79	40401030
3,114,144	0.360	0.2304	0.563	0.5842	27/05/2025	02/06/2020	---	ALPHA TRUST HOLDINGS (CR)	7.96	-0.25 E	7.98	02/06/2025	7.98	7.94	7.98	7.94	7.966	100@7.86	934@7.94	---	---	1,000	11	7,966.00	24,788.59	7.84	8.86	30202010
243,164,193	0.300	---	0.07	---	19/07/2024	05/12/2023	---	ATTICA HOLDINGS (CR)	2.09	0.48 P	2.08	02/06/2025	2.1	2.08	2.1	2.09	2.086	2116@2.08	1250@2.10	---	---	10,172	40	21,214.64	508,213.16	2	2.52	40501015
48,624,764	0.080	0.65	0.7	0.85	10/04/2025	05/12/2022	---	AUTOHELLAS SA (CR)	10.76	-6.92 E	11.56	02/06/2025	11.18	10.72	11.3	10.76	10.898	2072@10.74	35@10.78	---	---	135,145	1,046	1,472,860.14	523,202.46	10.26	12.98	40201040
178,157,803	0.040	---	---	---	01/07/2008	21/02/2020	---	AVE (CR)	0.512	3.23 P	0.496	02/06/2025	0.494	0.494	0.512	0.512	0.5	1000@0.500	846@0.512	---	---	124,760	66	62,339.84	91,216.80	0.39	0.512	40301010
46,406,811	2.10	---	---	0.135	07/05/2025	27/12/2024	---	BRIQ PROPERTIES (CR)	2.67	-0.37 E	2.68	02/06/2025	2.7	2.66	2.71	2.67	2.676	69@2.66	1166@2.67	---	---	27,104	53	72,526.39	123,906.19	2.124	2.82	35102030
101,123,806	0.360	---	---	---	22/07/2010	28/06/2011	---	CENTRIC HOLDINGS (CR)	0.32	0.95 P	0.317	02/06/2025	0.319	0.315	0.32	0.32	0.317	5000@0.315	30059@0.320	---	---	19,801	20	6,275.39	32,359.62	0.3	0.375	40203040
784,500	10.00	---	0.5008	0.4	03/06/2025	31/07/2018	---	CNL CAPITAL (CR)	6.6	-0.75 E	6.65	02/06/2025	6.6	6.6	6.6	6.6	6.6	100@6.55	60@6.60	---	2024	420	7	2,772.00	5,177.70	6.4	7.4	30202010
10,567,700	0.300	---	---	---	06/10/2005	13/02/2002	---	CPI SA (CR)	0.524	-0.76 E	0.528	02/06/2025	0.534	0.524	0.534	0.524	0.529	1453@0.524	500@0.546	---	---	1,992	8	1,053.42	5,537.47	0.464	0.674	10102030
18,680,300	0.050	---	---	---	06/07/2022	---	---	DIMAND (CR)	8.68	-0.23 E	8.7	02/06/2025	8.78	8.44	8.78	8.68	8.586	100@8.58	323@8.68	---	---	8,428	79	72,359.98	162,145.00	7.92	8.9	35101010
48,003,921	2.00	---	---	---	30/08/1993	07/03/2025	---	IDEAL HOLDINGS (CR)	6.1	-2.56 E	6.26	02/06/2025	6.08	5.92	6.18	6.1	6.061	1700@6.08	276@6.12	---	---	142,591	428	864,271.01	292,823.92	5.34	6.54	10102030
168,691,037	0.300	---	---	---	20/08/2007	28/11/2022	---	LAVIPHARM SA (CR)	0.785	---	0.785	02/06/2025	0.785	0.778	0.794	0.792	0.784	3036@0.785	1970@0.792	---	---	48,549	55	38,057.22	132,422.46	0.65	0.895	20103015
4,740,000	0.860	---	---	---	14/03/2003	---	---	LOGISMOS S.A. (CR)	1.7	---	1.7	02/06/2025	---	---	---	---	---	300@1.62	100@1.73	---	2024	---	---	---	8,058.00	1.5	1.82	10101015
17,120,280	0.940	---	0.12	0.3	26/05/2025	26/06/2023	---	LOULIS FOOD (CR)	3.59	---	3.59	02/06/2025	3.67	3.53	3.67	3.59	3.569	170@3.55	919@3.58	---	---	2,654	26	9,471.72	61,461.81	2.78	4.04	45102020
4,419,616	1.58	0.1531	0.06	---	15/07/2024	04/03/2015	---	MEDICON S.A (CR)	2.33	-1.69 E	2.37	02/06/2025	2.4	2.32	2.4	2.39	2.327	40@2.31	30@2.39	---	---	220	3	511.90	10,297.71	1.94	2.46	20102010
468,700	4.06	2.8	---	---	13/06/2024	21/05/2004	---	MERMEREN KOMB. A.D. PR. (GDR)	37.4	1.63 P	36.8	02/06/2025	36.8	36.8	37.4	37.4	36.988	20@36.40	125@37.40	---	2024	67	3	2,478.20	17,529.38	33	40	55102000
153,908,095	0.870	---	0.0229	---	11/09/2024	02/08/2024	---	ORILINA PROPERTIES REIC (CR)	0.774	-0.26 E	0.776	02/06/2025	0.774	0.772	0.776	0.774	0.773	1000@0.740	7290@0.776	---	---	19,175	41	14,829.50	119,124.87	0.73	0.83	35102000
13,968,683	0.100	0.0421	0.0526	0.1091	03/06/2025	02/11/2021	---	PERFORMANCE TECHNOLOGIES (CR)	5.91	---	5.91	02/06/2025	5.91	5.85	5.97	5.91	5.9	410@5.85	450@5.91	---	---	12,442	68	73,410.28	82,554.92	4.8	6.4	10101010
24,745,934	0.230	0.04	0.049	---	04/06/2024	08/06/2022	---	PROFILE SA (CR)	6.16	0.33 P	6.14	02/06/2025	6.16	6.11	6.17	6.16	6.134	100@6.15	1520@6.17	---	---	34,115	116	209,264.57	152,434.95	4.84	6.22	10101010
27,345,120	0.280	---	---	---	18/07/2005	26/02/2014	---	QUALITY & RELIABILITY SA (CR)	1.188	3.30 P	1.15	02/06/2025	1.15	1.14	1.2	1.188	1.175	400@1.18	18@1.19	---	---	77,523	174	91,057.46	32,486.00	0.994	1.47	10101010
107,222,688	0.440	0.2	0.22	---	25/06/2024	16/03/2022	---	QUEST HOLDINGS (CR)	6.94	1.76 P	6.82	02/06/2025	6.83	6.83	7.06	6.94	6.99	118@6.94	150@7.05	---	---	17,101	112	119,543.64	744,125.45	5.6	7.31	10101010
6,456,530	1.08	0.1314	0.16	---	22/07/2024	02/08/2010	---	SPACE HELLAS SA (CR)	6.24	-0.64 E	6.28	02/06/2025	6.34	6.18	6.34	6.24	6.234	1@6.18	4@6.24	---	---	1,125	15	7,013.36	40,288.75	5.32	6.88	15101010
120,528,771	1.60	---	0.08	0.0477	16/12/2024	10/11/2023	---	TRADE ESTATES REIC (CR)	1.71	0.59 P	1.7	02/06/2025	1.68	1.68	1.71	1.71	1.694	1537@1.70	2410@1.71	---	---	113,512	81	192,334.25	206,104.20	1.52	1.725	35102045
17,190,046	0.300	---	---	---	16/11/1992	12/09/2024	---	UNIBIOS (CR)	2.08	-1.89 E	2.12	02/06/2025	2.14	2.08	2.15	2.08	2.12	430@2.08	3349@2.11	---	---	48,034	94	101,835.26	35,755.30	1.11	2.19	50204000
13,000,000	0.650	---	---	---	01/08/2007	07/04/2000	5093	AKRITAS SA (CR)	0.996	-1.39 E	1.01	02/06/2025	1.01	0.954	1.01	0.996	0.993	7@0.984	10@1.01	---	---	1,711	20	1,698.42	12,948.00	0.6	1.07	50101035
32,413,681	0.370	---	---	---	15/07/2009	11/05/2000	---	ALUMIL (CR)	5.12	-1.54 E	5.2	02/06/2025	5.16	5.1	5.32	5.12	4.906	60@5.10	6730@5.12	---	---	1,651,578	105	8,103,062.94	165,958.05	4	5.44	55102035
3,647,742	3.44	---	0.4954	0.3296	19/05/2025	19/07/2022	---	ANDROMEDA SA (CR)	6.7	0.60 P	6.66	02/06/2025	6.6	6.6	6.7	6.7	6.646	100@6.66	1415@6.70	---	2024	2,493	23	16,568.20	24,439.87	6.2	6.84	30204000
15,300,000	0.300	---	---	---	30/07/2009	13/12/1999	---	ATTICA PUBLICATIONS SA (CR)	0.95	1.60 P	0.935	02/06/2025	0.95	0.95	0.95	0.95	0.95	95@0.950	8@0.975	---	---	5	1	4.75	14,535.00	0.416	1.96	40301030
23,986,500	1.02	---	---	---	26/06/2009	26/08/2024	---	BIOKARPET S.A.(CR)	1.715	-0.29 E	1.72	02/06/2025	1.745	1.7	1.75	1.705	1.727	100@1.72	99@1.75	---	---	16,685	76	28,822.88	41,136.85	1.46	2.08	50101035
6,325,000	0.600	0.153	0.145	---	15/07/2024	17/02/2014	---	VOYATZOGLOU (CR)	2.1	-4.54 E	2.2	02/06/2025	2.18	2.08	2.2	2.1	2.111	35@2.10	188@2.14	---	---	1,890	10	3,989.26	13,282.50	2	2.5	50205010
24,060,000	0.300	0.075	0.075	---	14/05/2024	01/07/2019	---	GEN. COMMERCIAL & IND.SA (CR)	1.455	-1.69 E	1.48	02/06/2025	1.425	1.42	1.49	1.455	1.438	30@1.44	80@1.46	---	2024	15,261	43	21,944.52	35,007.30	1.21	1.585	50205010
15,878,748	0.480	---	---	---	10/07/2006	22/03/2004	---	DOMIKI KRITIS SA (CR)	1.7	-0.29 E	1.705	02/06/2025	1.715	1.69	1.74	1.7	1.703	1300@1.70	10553@1.70	---	---	43,752	119	74,516.19	26,993			

Number of Outstanding Securities	Nominal Value	Dividends [1]			Date of Last Coupon		Note	Shares	Closing price	% change	Previous closing price/date	Open price	Price min	Price max	Last price	Avg price	Last Bid [7]	Last Ask [7]	P/E after tax	Year	Volume	Trades	Transactions Value[8]	Company Mkt Value (thou. €)	Year low	Year high	Sector[4]	
		2022	2023	2024	Dividend [2]	Right																						
13,673,200	0.420	---	0.05	---	12/09/2024	26/07/2001	---	EVROFARMA SA (CR)	2.14	0.47 P	2.13	02/06/2025	2.1	2.09	2.16	2.14	2.129	185@2.12	720@2.14	---	---	14,050	72	29,916.37	29,260.65	1.605	2.22	45102020
18,410,839	1.00	0.202	---	---	23/08/2023	10/09/2010	---	ELASTRON (CR)	2.4	0.84 P	2.38	02/06/2025	2.38	2.34	2.42	2.4	2.382	200@2.39	25@2.41	---	---	13,899	53	33,101.94	44,186.01	1.88	2.44	55102010
3,307,500	0.210	0.4	0.4	---	23/10/2024	30/11/2022	---	ELVE SA (CR)	5.05	---	5.05	02/06/2025	---	---	---	---	---	35@5.00	29@5.25	---	2024	---	---	---	16,702.88	4.72	5.75	40204020
23,828,130	0.500	---	0.108	---	15/07/2024	17/02/2009	---	ELINOIL S.A. (CR)	2.15	-0.92 E	2.17	02/06/2025	2.13	2.12	2.16	2.15	2.143	600@2.13	1840@2.15	---	---	5,470	15	11,721.60	51,230.48	1.9	2.43	60101020
19,864,886	5.60	0.672	0.672	0.672	23/04/2025	02/07/2008	---	BANK OF GREECE (CR)	13.9	-0.36 E	13.95	02/06/2025	14	13.8	14.05	13.9	13.92	700@13.85	1405@14.05	---	---	4,440	40	61,802.75	276,121.92	13.15	15.05	30101010
26,730,187	0.520	0.12	---	---	29/06/2023	01/08/2017	---	ELTON SA (CR)	1.745	---	1.745	02/06/2025	1.745	1.7	1.75	1.745	1.734	150@1.72	1000@1.75	---	---	6,391	47	11,081.93	46,644.18	1.545	1.91	50205010
36,300,000	1.12	---	0.0276	---	27/08/2024	12/12/2007	---	THESSALONIKA WATER & SEWERAGE	3.3	-2.66 E	3.39	02/06/2025	3.39	3.3	3.39	3.37	3.317	653@3.35	399@3.37	---	---	1,606	10	5,326.38	119,790.00	2.96	3.6	65102030
143,352,325	0.260	---	---	---	29/08/2022	28/04/2025	---	EVROPI HOLDINGS S.A. (CR)	1.645	0.30 P	1.64	02/06/2025	1.64	1.62	1.68	1.645	1.646	12490@1.64	4915@1.65	---	---	148,748	181	244,843.69	235,814.57	1.2512	1.85	35101010
15,083,480	0.150	---	---	---	02/06/2010	29/01/2024	---	EUROCONSULTANTS S.A. (CR)	1.28	---	1.28	02/06/2025	1.28	1.264	1.31	1.28	1.289	66@1.27	2000@1.28	---	---	135,340	194	174,501.54	19,306.85	0.93	1.31	50205020
86,735,980	0.310	---	0.02	---	22/07/2024	07/09/2023	---	ATHENS MEDICAL CENTER SA (CR)	1.735	2.06 P	1.7	02/06/2025	1.74	1.7	1.74	1.735	1.702	1800@1.71	80@1.74	---	---	5,826	14	9,917.91	150,486.93	1.495	2.12	20101025
114,320,400	0.100	---	---	---	26/11/2021	05/08/2019	---	IKTINOS HELLAS SA (CR)	0.337	---	0.337	02/06/2025	0.336	0.3295	0.3385	0.337	0.335	3000@0.330	3901@0.337	---	---	13,668	28	4,581.51	38,525.97	0.29	0.378	50101035
13,569,198	0.450	(0.0133)	(0.0133)	---	18/07/2024	09/01/2025	---	ILYDA S.A. (CR)	3.01	4.51 P	2.88	02/06/2025	2.88	2.88	3.07	3.01	3.005	1500@2.99	30@3.03	---	2024	96,945	248	291,335.65	40,843.29	1.3333	3.07	10101015
3,417,600	0.100	0.016	0.016	---	04/07/2024	02/04/2024	---	INTERWOOD-XYLEMPORIA (PR)	0.38	---	0.38	02/06/2025	---	---	---	---	---	4000@0.266	221@0.368	---	---	---	---	---	11,426.77	0.3	0.41	50101020
45,417,399	0.100	---	---	---	25/07/2008	02/04/2024	---	INTERWOOD-XYLEMPORIA (CR)	0.223	-0.89 E	0.225	02/06/2025	0.224	0.221	0.226	0.223	0.225	249@0.223	1650@0.225	---	---	40,907	41	9,191.60	11,426.77	0.221	0.303	50101020
18,567,912	0.590	---	0.16	---	03/07/2024	26/01/2021	---	INTERLIFE G.C.I.(CR)	5.1	0.79 P	5.06	02/06/2025	5.06	5.06	5.28	5.1	5.127	315@5.08	204@5.12	---	2024	25,681	133	131,677.76	94,696.35	4.3	5.28	30302025
8,424,900	0.500	---	---	---	12/07/2010	04/07/2019	---	INTERTECH SA (CR)	1.25	---	1.25	02/06/2025	1.25	1.245	1.255	1.25	1.251	1432@1.25	320@1.26	---	2024	31,000	18	38,794.22	10,531.13	0.802	1.32	50205010
19,804,134	0.150	---	---	---	01/07/2004	06/11/2017	---	KEKROPS SA (CR)	1.31	8.26 P	1.21	02/06/2025	1.23	1.23	1.335	1.31	1.293	389@1.27	800@1.32	---	2024	41,979	118	54,294.25	25,943.42	1.05	1.41	35101010
11,510,102	0.890	---	---	---	24/06/2005	06/10/1999	---	NAFPAKTOS TEXTILE (CR)	0.69	-0.58 E	0.694	02/06/2025	0.708	0.69	0.708	0.69	0.701	3000@0.490	930@0.690	---	---	170	3	119.10	7,941.97	0.502	0.89	55101020
21,224,340	0.420	---	---	---	06/09/2022	25/04/2006	---	KORDELLOS BROS SA (CR)	0.413	-0.24 E	0.414	02/06/2025	0.4	0.4	0.413	0.413	0.407	271@0.401	1630@0.413	---	2024	1,010	11	410.69	8,765.65	0.37	0.496	55102010
33,065,136	0.380	0.2004	0.3506	---	22/08/2024	16/09/2013	---	KRI-KRI S.A. (CR)	17.4	0.12 P	17.38	02/06/2025	17.3	17.16	17.5	17.4	17.309	27@17.36	145@17.44	---	2024	8,904	57	154,121.82	575,333.37	13.8	18.18	45102020
18,017,472	0.360	---	0.03	---	11/10/2024	28/08/2017	---	DOMAINE COSTA LAZARIDI (CR)	2.1	---	2.1	02/06/2025	2.18	2.1	2.2	2.1	2.173	36@2.10	20@2.16	---	---	207	6	449.74	37,836.69	1.65	2.22	45101015
7,595,160	0.600	---	---	---	10/09/2019	18/08/2010	---	KIRIAKOULIS SHIPPING SA (CR)	1.085	---	1.085	02/06/2025	1.095	1.08	1.095	1.085	1.087	4596@1.08	970@1.09	---	---	4,376	23	4,756.96	8,240.75	0.772	1.185	40501015
6,200,000	0.500	---	---	---	22/06/2010	01/11/1995	---	MINERVA KNITWEAR (CR)	0.475	---	0.475	02/06/2025	---	---	---	---	---	400@0.460	242@0.487	---	---	---	---	---	2,945.00	0.43	0.545	40204020
5,939,268	0.620	---	---	---	10/07/2003	03/01/2002	---	LANAKAM SA (CR)	1.09	1.87 P	1.07	02/06/2025	1.03	1.01	1.09	1.09	1.048	210@1.02	752@1.09	---	---	10,187	42	10,674.95	6,473.80	0.815	1.11	40401020
9,819,370	0.500	---	---	---	14/08/2007	09/01/2004	---	MATHIOS REFRACTORY SA (CR)	0.61	---	0.61	02/06/2025	---	---	---	---	---	500@0.580	800@0.620	---	---	---	---	---	5,989.82	0.52	0.832	55101000
30,150,000	0.360	0.0908	0.122	---	28/05/2024	25/04/2019	---	MOTODYNAMICS S.A. (CR)	2.76	-1.78 E	2.81	02/06/2025	2.77	2.76	2.82	2.76	2.806	1030@2.76	2384@2.82	---	---	26,735	53	75,020.22	83,214.00	2.4	2.94	40401030
42,500,000	1.00	---	0.0383	---	19/08/2024	13/09/2023	---	MPLK KEDROS (CR)	3.92	-0.25 E	3.93	02/06/2025	3.92	3.9	3.93	3.92	3.92	400@3.89	1490@3.93	---	---	2,110	19	8,270.30	166,600.00	3.74	3.95	35102000
126,431,958	2.50	---	0.025	0.043	03/06/2025	05/06/2024	---	NOVAL PROPERTY REIC (CR)	2.49	-2.35 E	2.55	02/06/2025	2.57	2.48	2.57	2.49	2.502	4187@2.49	981@2.50	---	2024	47,757	90	119,473.65	314,815.58	2.1	2.65	35102045
10,080,000	3.00	1.45	1.3	2	16/05/2025	27/08/2001	---	TPA SA (CR)	30.4	-0.33 E	30.5	02/06/2025	30.6	30.4	30.7	30.4	30.516	23@30.40	99@30.50	---	---	1,507	33	45,987.90	306,432.00	21.7	34.5	50206060
25,000,000	2.00	1.04	1.336	---	29/07/2024	08/08/2003	---	P.P.A. S.A. (CR)	43.95	-0.34 E	44.1	02/06/2025	44.1	43.25	44.1	43.95	43.753	157@43.25	365@43.95	---	2024	8,344	395	365,078.65	1,098,750.00	28.3	47	50206060
4,971,466	1.46	---	---	---	04/07/2007	08/10/2003	---	PAIRIS SA (CR)	0.862	-3.15 E	0.89	02/06/2025	0.898	0.85	0.898	0.862	0.863	700@0.860	99@0.880	---	---	9,686	24	8,357.92	4,285.40	0.662	1.15	50203030
27,098,594	0.540	0.0401	0.0702	0.0605	28/04/2025	14/01/2021	---	PAPOUTSANIS (CR)	2.76	-1.08 E	2.79	02/06/2025	2.79	2.72	2.79	2.77	2.757	133@2.72	176@2.78	---	2024	6,306	36	17,383.57	74,792.12	2.3	2.89	45201020
7,070,400	0.930	0.2593	0.8645	---	15/04/2024	06/05/2016	---	PETROPOULOS PETROS (CR)	9.2	1.54 P	9.06	02/06/2025	9.1	8.96	9.28	9.2	9.097	40@9.14	200@9.22	---	---	10,820	74	98,427.12	65,047.68	7.5	9.5	50206015
43,741,452	0.660	0.2629	0.2388	0.07	23/01/2025	01/11/1999	---	THRACE PLASTICS SA (CR)	3.9	0.39 P	3.885	02/06/2025	3.91	3.85	3.94	3.9	3.894	17@3.90	1210@3.94	---	---	42,222	114	164,415.70	170,591.66	3.57	4.27	50203015
21,912,599	0.300	0.048	0.0485	0.0483	29/04/2025	23/02/2007	---	REVUIL (CR)	1.64	0.92 P	1.625	02/06/2025	1.625	1.61	1.645	1.64	1.633	150@1.63	250@1.64	---	---	10,159	58	16,585.76	35,936.66	1.4	1.79	60101020
13,582,223	1.35	---	---	---	24/06/2008	02/02/2016	---	SIDMA STEEL (CR)	1.355	1.12 P	1.34	02/06/2025	1.355	1.32	1.36	1.36	1.346	100@1.34	3341@1.36	---	---	1,365	16	1,837.27	18,403.91	1.165	1.62	55102010
40,693,350																												

Number of Outstanding Securities	Nominal Value	Dividends [1]			Date of Last Coupon		Note	Shares	Closing price	% change	Previous closing price/date	Open price	Price min	Price max	Last price	Avg price	Last Bid [7]	Last Ask [7]	P/E after tax	Year	Volume	Trades	Transactions Value[8]	Company Mkt Value (thou. €)	Year low	Year high	Sector[4]		
14,000,000	1.95	0.26	0.26	---	05/08/2024	26/03/2024	---	ALPHA REAL ESTATE (CR)	7.58	---	7.58	02/06/2025	7.62	7.58	7.62	7.58	7.588	95@7.58	---	---	1,730	8	13,126.40	106,120.00	6.16	7.7	35101015		
11,869,224	0.540	0.15	0.15	---	02/07/2024	30/08/2019	---	FLEXOPACK SA (CR)	7.8	-2.50	€	8	02/06/2025	7.8	7.8	7.8	7.8	40@7.80	299@8.00	---	---	160	1	1,248.00	92,579.95	6.9	8.1	50203030	
10,500,000	0.950	---	0.15	---	05/07/2024	21/07/2023	---	MEVACO SA (CR)	5.1	2.00	€	5	02/06/2025	5.1	5.1	5.1	5.1	151@5.10	120@5.20	---	2024	205	2	1,045.50	53,550.00	3.68	5.35	55102015	
31,400,000	0.400	---	---	---	26/04/2007	10/05/2023	---	MIG (CR)	3.43	0.88	€	3.4	02/06/2025	3.4	3.33	3.48	3.43	3.387	450@3.35	225@3.43	---	---	1,814	26	6,143.96	107,702.00	2.26	3.86	30202000
244,737,498	0.500	0.03	0.02	0.03	02/04/2025	28/12/2023	---	TRASTOR REAL EST. INV. CO.(CR)	1.17	---	1.17	02/06/2025	1.18	1.17	1.2	1.2	1.187	20@1.20	50@1.20	---	---	450	6	534.00	286,342.87	1.09	1.37	35102000	
18,810,000	0.400	---	0.0381	---	21/10/2024	14/11/2007	---	VARVERIS - MODA BAGNO SA (CR)	4.04	---	4.04	02/06/2025	3.91	3.91	4.04	4.04	4.037	30@3.92	862@4.04	---	---	1,130	9	4,561.30	75,992.40	3.3	4.09	40401025	
15,000,000	0.300	---	---	---	06/07/2007	18/07/2000	---	DAIOS PLASTICS SA (CR)	4	---	4	02/06/2025	---	---	---	---	200@3.86	150@4.12	---	---	---	---	---	60,000.00	3.28	4.4	50203015		
2,760,000	11.83	11.8	12.4	14	30/05/2025	16/07/1990	---	KARELIA (CR)	314	---	314	02/06/2025	314	314	320	314	316.579	13@310.00	3@316.00	---	---	121	21	38,306.00	866,640.00	300	354	45103010	
6,700,000	0.800	0.047	0.047	---	23/07/2024	29/05/2014	---	MILLS KEPENOS (CR)	1.93	---	1.93	02/06/2025	1.93	1.93	1.93	1.93	1.93353720@1.93	500@1.95	---	2024	930	4	1,794.90	12,931.00	1.6	2.1	45102020		
21,364,000	1.12	0.4	---	---	21/08/2023	08/03/2023	---	LAMPASA HOTEL SA (CR)	38.8	---	38.8	02/06/2025	---	---	---	---	50@38.80	50@39.80	---	---	---	---	---	828,923.20	35.6	39	40501025		
32,188,050	0.700	---	---	---	21/07/2008	20/01/2000	---	MOUZAKIS (CR)	0.505	---	0.505	02/06/2025	---	---	---	---	900@0.460	100@0.525	---	---	---	---	---	16,254.97	0.442	0.695	55101020		
6,340,000	0.600	0.1	0.2	0.23	12/12/2024	11/01/2024	---	NAKAS MUSIC	3.06	---	3.06	02/06/2025	---	---	---	---	40@2.96	31@3.08	---	---	---	---	---	19,400.40	2.8	3.34	40401030		
27,379,200	0.980	0.45	0.5001	---	01/08/2024	29/08/2022	---	CRETE PLASTICS SA (CR)	14.4	-2.70	€	14.8	02/06/2025	14.4	14.4	14.4	14.4	100@14.50	24@14.70	---	---	64	3	921.60	394,260.48	13.6	15.3	50203015	
255,494,534	2.71	0.255	0.247	0.47	11/12/2024	30/09/2021	---	PRODEA (CR)	6.15	---	6.15	02/06/2025	6	6	6	6	6	29@6.00	369@6.10	---	---	180	3	1,080.00	1,571,291.38	5.25	6.7	35102000	
4,181,450	0.500	---	---	---	21/08/2000	05/03/2002	---	FLOUR MILLS SARANTOPOULOS SA	1.07	---	1.07	02/06/2025	1.07	1.07	1.07	1.07	1.07	---	48@1.07	---	---	5	1	5.35	4,474.15	0.965	1.14	45102020	

## Exchange Traded Funds (ETFs)

971,502	---	---	---	---	15/06/2016	---	---	ALPHA ETF FTSE Athex Large Cap	46.2	0.87	€	45.8	02/06/2025	46.33	46.125	46.75	46.2	46.621	290@46.20	500@46.40	---	---	14,364	165	669,661.90	---	34.86	47.59	12003
---------	-----	-----	-----	-----	------------	-----	-----	--------------------------------	------	------	---	------	------------	-------	--------	-------	------	--------	-----------	-----------	-----	-----	--------	-----	------------	-----	-------	-------	-------

## Surveillance

89,078,604	0.040	---	---	---	07/07/2010	16/01/2024	5160	FRIGOGLASS SA (CR)	0.394	7.65	€	0.366	02/06/2025	0.396	0.394	0.396	0.394	0.395	7000@0.390	33829@0.396	---	2024	386,936	140	152,809.58	35,096.97	0.184	0.396	50204000
8,321,682	0.670	---	---	---	17/08/2007	23/11/1999	---	N. LEVENTERIS (CR)	0.232	-2.52	€	0.238	02/06/2025	0.23	0.23	0.24	0.24	0.233	4286@0.240	---	---	2024	6,914	7	1,609.36	2,358.41	0.19	0.288	55102010
2,160,524	0.670	---	---	---	03/12/2018	23/11/1999	---	N. LEVENTERIS (PR)	0.198	-3.88	€	0.206	02/06/2025	0.198	0.198	0.198	0.198	0.198	1350@0.186	---	---	2024	11,000	13	2,178.00	2,358.41	0.183	0.272	55102010

## Suspension Status

13,191,620	0.620	---	---	---	04/08/2010	09/09/2002	5232	YALCO - CONSTANTINOU (CR)	0.16	---	0.16	30/05/2025	---	---	---	---	---	---	26032@0.162	---	---	---	---	---	2,110.66	0.144	0.162	40202020	
17,579,754	4.16	---	---	---	18/08/2006	02/08/2010	---	BIOTER SA (CR)	0.206	---	0.206	30/05/2025	---	---	---	---	---	---	---	---	---	---	---	---	3,621.43	0.18	0.29	50101010	
3,961,300	1.28	---	---	---	29/06/2004	03/08/2000	5248	DUROS SA (CR)	0.25	---	0.25	24/04/2023	---	---	---	---	---	---	---	---	---	---	---	---	990.33	0.25	0.25	40204020	
51,754,364	0.300	---	---	---	23/12/2003	24/01/2007	5197	SELECTED TEXT. IND. ASSOC (CR)	0.132	---	0.132	31/10/2024	---	---	---	---	---	---	---	---	---	---	---	---	---	6,831.58	0.132	0.132	55101020
15,842,391	1.51	---	---	---	15/07/2009	12/05/2000	5141	BITROS HOLDING SA (CR)	0.51	---	0.51	30/05/2025	---	---	---	---	---	---	---	---	---	---	---	---	---	8,079.62	0.46	0.77	55102010
28,438,268	0.070	---	---	---	21/08/2006	24/11/1999	5253	SPIROY AGRICULTURE SA (CR)	0.138	---	0.138	30/05/2025	---	---	---	---	---	---	---	---	---	---	---	---	---	3,924.48	0.125	0.176	45102010

## Shares' Notes

Code	Note text
------	-----------

- |     |  |
|-----|--|
| ( ) | - Adjusted dividends.  |
| *   | - Last adjusted closing price.   |
| [1] | - Net dividends.   |
| [2] | - The "Date of Last Coupon" for New listings refers to the date company's stocks started to trade in Athex                       |
| [3] | - The Company Market Value is referred to the number of outstanding shares   |
| [4] | - Sectors codification can be found in Appendix A  |
| [5] | - The Market Value refers to the total number of shares listed (including their several classes) in the exchange by the company. |
| [6] | - P/E greater than 100   |
| [7] | - Last view of the Order Book before the end of the trading session  |
| [8] | - All Blocks Methods' Transactions Value are included.   |

- |      |  |
|------|--|
| 5093 | - Transfer to the Surveillance Category as of 8/4/2015.        |
| 5141 | - Transfer to the Surveillance Category as of 10/05/2017.      |
| 5160 | - Transfer to the Surveillance Category as of 15/04/2016.      |
| 5165 | - Transfer to the Surveillance Category as of 15/02/2018.      |
| 5193 | - Transfer to the Surveillance Category as of 25/10/2018.      |
| 5197 | - Transfer to the Surveillance Category as of 07/11/2018.      |
| 5232 | - Transfer to the Under Surveillance Category from 08/04/2011. |
| 5248 | - Transfer to the Surveillance Category as of 06/09/20116.     |
| 5253 | - Transfer to the Surveillance Category as of 14/5/2021.       |

## Securities Blocks Details

Securities	Block Volume	Price	Block Trade Value	Time of approval	Note
ADMIE (IPTO) HOLDING S.A. (CR)	120,000	3.20	384,000.00	10:51:55	20
MOTOR OIL (CR)	23,000	23.40	538,200.00	10:58:19	20
ALUMIL (CR)	20,000	4.90	98,000.00	11:31:06	20
ALUMIL (CR)	50,000	4.90	245,000.00	11:34:49	20
ALUMIL (CR)	50,000	4.90	245,000.00	11:37:22	20
ALUMIL (CR)	200,000	4.90	980,000.00	11:38:57	20
ALUMIL (CR)	190,000	4.90	931,000.00	11:40:51	20
ALUMIL (CR)	300,000	4.90	1,470,000.00	11:43:34	20
TRADE ESTATES REIC (CR)	50,000	1.69	84,500.00	11:44:11	20
ALUMIL (CR)	140,000	4.90	686,000.00	11:44:53	20
ALUMIL (CR)	57,000	4.90	279,300.00	11:46:32	20
ALUMIL (CR)	50,000	4.90	245,000.00	11:47:47	20
ALUMIL (CR)	483,684	4.90	2,370,051.60	11:49:09	20
ALUMIL (CR)	80,000	4.90	392,000.00	11:50:11	20
GEK TERNA (CR)	30,000	19.10	573,000.00	11:51:20	20
NATIONAL BANK (CR)	225,000	10.14	2,280,375.00	12:03:39	20
PPC (CR)	100,000	13.35	1,335,000.00	12:07:33	20
NATIONAL BANK (CR)	153,509	10.19	1,564,256.71	14:52:54	20
BANK OF CYPRUS (CR)	380,000	6.05	2,299,000.00	15:36:40	20
ALPHA SERVICES HOLD (CR)	300,000	2.78	834,000.00	15:44:55	20
PPC (CR)	50,000	13.40	670,000.00	16:10:53	20
NATIONAL BANK (CR)	163,882	10.18	1,668,318.76	16:23:50	20
BANK OF CYPRUS (CR)	25,100	6.16	154,616.00	16:25:27	18
INTRALOT (CR)	260,000	1.08	279,760.00	16:30:58	20
ALPHA SERVICES HOLD (CR)	800,000	2.79	2,232,000.00	17:10:30	20
PIRAEUS FINANCIAL HOLD (CR)	736,116	5.51	4,058,943.62	17:16:57	20

## Blocks Notes

9 - Method 6-1 / Special Fees

10 - Method 6-1 / Special Fees, SDS

14 - Method 6-3 / Settlement, Incomplete Buy and Sell

18 - Method 6-2 / SPOT 1

19 - Method 6-2 / SPOT 2

20 - Method 6-1 and Method 6-1 Same Day Settlement

21 - Other Pre-agreed

**Shares Rights Details**

Occured date	Exercise from	Exercise until	Trading until	<b>Rights</b>	Price min	Price max	Closing price	Last Bid	Last Ask	Volume	Trades	Transactions Value
--------------	---------------	----------------	---------------	---------------	-----------	-----------	---------------	----------	----------	--------	--------	--------------------

No Rights Transactions.

---

**Forced Sales Details**

---

Securities	Category of Security	Transactions Volume	Number of Trades	Transactions Value	Note
------------	----------------------	------------------------	---------------------	-----------------------	------

---

No Forced Transactions.

---

---

**Forced Sales Notes**

---

- 1 - Compulsory Public Forced Sales
- 2 - Forced Sales of Fixed Registered Shares
- 3 - Forced Sales of Remaining Fractional Shares

## Exchange Traded Funds (ETFs) Characteristics

	Transactions Date (T)	Creation / Redemption	Units (T-1)	New Units (T-1)	Redemption Units (T-1)	Units (T) [1]	Fund Assets [2]	Net Unit Price	Dividend per Unit	Dividend Date
ALPHA ETF FTSE Athex Large Cap	03/06/2025	5,000	971,502	---	---	971,502	44,675,240.00	45.9857	1.35	01/07/2024

## ETFs Notes

[1] - Units (T) = Units (T-1) + New Units (T-1) - Redemption Units (T-1)

[2] - The Creation / Redemption Units of T-1 are included.

## Non Convertible Corporate Bonds - Regulated Market

Num Listed Bonds	Nominal price	Issue price	Today's Rate	Exp. Date	Duration (years)	Note	Coupon		Trading Unit	Corporate Bonds	Accrued Int.	Yield.T.Mat	Price min	Price max	Closing price	Previous closing price/date	Volume	Transactions Value	Last order		Date	ear min	Year max	
							Common	Preferred											Price	Buy / Sell				
250,000	1,000.00	1,000.00	2.45	16/11/2028	7	---	8	---	1	ELVALHALCOR S.A. (Non Convertible)	1.3611	3.2950	96.3000	96.8900	96.4319	96.6000	02/06/2025	75,000	72,425.98	96.4000	B	33/06/2025	93.6975	97.5002
320,000	1,000.00	1,000.00	3.40	21/07/2027	7	---	10	---	1	LAMDA DEVELOPMENT S.A. (Non Convertible)	12.7500	2.9490	99.2500	100.1900	99.9100	99.6100	02/06/2025	131,000	132,256.35	99.6000	B	33/06/2025	97.6000	100.2500
200,000	1,000.00	1,000.00	2.10	27/10/2027	7	---	10	---	1	O.P.A.P. S.A. (Non Convertible)	2.2167	2.7100	97.8700	98.0500	98.0000	97.8780	02/06/2025	47,000	46,160.80	98.0000	B	33/06/2025	96.0100	98.9000
200,000	1,000.00	1,000.00	1.90	23/03/2028	7	---	9	---	1	MOTOR OIL CORINTH REFINERIES SA (Non Convertible)	3.8528	3.0580	95.7500	96.8000	96.3224	95.8460	02/06/2025	29,000	28,045.23	96.4000	B	33/06/2025	93.5278	97.8000
230,000	1,000.00	1,000.00	4.70	12/07/2029	7	---	6	---	1	LAMDA DEVELOPMENT S.A. (Non convertible)	18.6694	3.5620	102.0000	102.8000	102.3455	102.3520	02/06/2025	22,000	22,926.74	102.0000	B	33/06/2025	100.1000	103.2000
100,000	1,000.00	1,000.00	4.40	26/07/2029	7	---	6	---	1	CPLP SHIPPING HOLDINGS PLC (Non Convertible)	15.7667	3.4680	101.8000	101.8000	101.8000	101.8100	02/06/2025	14,000	14,472.73	101.7000	B	33/06/2025	100.4600	105.2895
199,375	1,000.00	1,000.00	3.60	12/03/2026	7	---	13	---	1	AEGEAN AIRLINES S.A. (Non Convertible)	8.5000	2.2080	100.1500	100.7000	100.6850	100.5500	02/06/2025	84,000	85,146.50	100.4500	B	33/06/2025	99.2676	101.0000
150,000	1,000.00	1,000.00	2.60	22/10/2026	7	---	12	---	1	TERNA ENERGY FINANCE S.A. (Non Convertible)	3.1778	2.5910	99.4899	99.5000	99.4921	99.2110	02/06/2025	24,000	23,954.37	99.4500	B	33/06/2025	97.6272	99.5430
500,000	1,000.00	1,000.00	2.75	03/07/2027	7	---	10	---	1	GEK TERNA S.A. (Non Convertible)	11.6875	2.7440	98.7100	99.3000	99.2618	99.2990	02/06/2025	71,000	71,224.95	99.2000	B	33/06/2025	96.5000	99.3000
150,000	1,000.00	1,000.00	2.65	22/10/2026	5	---	8	---	1	CPLP SHIPPING HOLDINGS PLC (Non Convertible)	3.2389	3.1600	98.9000	98.9000	98.9000	98.7050	02/06/2025	7,000	6,945.67	98.9100	B	33/06/2025	97.3000	99.2000
130,000	1,000.00	1,000.00	6.00	27/02/2029	5	---	3	---	1	INTRALOT S.A. (Non Convertible)	16.3333	4.5610	103.5000	103.5500	103.5167	104.2500	02/06/2025	9,000	9,463.50	103.0000	B	33/06/2025	101.0000	104.5000
120,000	1,000.00	1,000.00	2.65	06/12/2028	7	---	7	---	1	NOVAL PROPERTY REIC (Non Convertible)	13.3236	3.2250	96.4510	97.2000	97.1962	96.6200	02/06/2025	83,000	81,594.98	96.4510	B	33/06/2025	94.2301	97.9900
300,000	1,000.00	1,000.00	2.30	14/12/2028	7	---	7	---	1	GEK TERNA S.A. (Non Convertible)	10.9250	3.2030	96.0000	96.3000	96.2650	96.1000	02/06/2025	59,000	57,364.08	96.0000	B	33/06/2025	92.9502	96.4990
100,000	1,000.00	1,000.00	2.95	11/02/2027	5	---	7	---	1	SAFE BULKERS PARTICIPATIONS PLC (Non Convertible)	9.3417	3.9260	97.8010	98.1000	97.8051	98.1000	02/06/2025	42,000	41,517.18	97.8010	B	33/06/2025	96.7794	99.9999
100,000	1,000.00	1,000.00	2.80	25/01/2027	5	---	7	---	1	PREMIA S.A. (Non Convertible)	10.0333	3.3720	96.6615	98.5883	98.5883	98.3400	02/06/2025	41,000	40,150.63	97.0000	B	33/06/2025	96.2000	98.9000
500,000	1,000.00	1,000.00	4.00	10/07/2030	7	---	4	---	1	METLEN ENERGY & METALS S.A. (Non Convertible)	16.2222	3.1280	102.4000	102.8500	102.8101	102.4870	02/06/2025	492,000	513,207.19	102.6000	B	33/06/2025	100.4600	103.9600
99,697	1,000.00	1,000.00	5.50	15/12/2028	5	---	3	---	1	IDEAL HOLDINGS S.A. (Non Convertible)	26.1250	3.9490	103.5500	104.0000	103.8567	104.0000	02/06/2025	9,000	9,582.23	103.8000	B	33/06/2025	102.5039	104.5000
200,000	1,000.00	1,000.00	4.25	23/01/2029	5	---	3	---	1	AUTOHELLAS S.A. (Non Convertible)	15.7014	3.5150	101.2600	102.0000	101.7274	101.2940	02/06/2025	19,000	19,626.53	102.0000	B	33/06/2025	100.0000	103.2000

## Corporate Bonds Notes

Transactions Volume = (Pieces) \* (Nominal Price). Transactions Value = (Pieces) \* (Nominal Price) \* (price %) + (Accrued interest).

The price of a Bond is stated as a percentage (%) of Bond's Nominal Price.

Nominal Price in Euros (€), except if it is noted differently.

## Non Convertible Corporate Bonds - Regulated Market

Num Listed Bonds	Nominal price	Issue price	Today's Rate	Exp. Date	Duration (years)	Note	Coupon		Trading Unit	Corporate Bonds	Accrued Int.	Yield.T.Mat	Price min	Price max	Closing price	Previous closing price/date	Volume	Transactions Value	Last order			ear min	Year max
							Common	Preferred											Price	Buy / Sell	Date		
300,000	1,000.00	1,000.00	2.30	20/07/2028	7	---	8	---	1	PRODEA REIC S.A.(Non Convertible)	8.6889	3.4310	95.7500	96.3000	95.8750	96.1890 02/06/2025	12,000	11,632.77	95.7500	B	33/06/2025	93.5001	96.5000

## Corporate Bonds Notes

Transactions Volume = (Pieces) \* (Nominal Price). Transactions Value = (Pieces) \* (Nominal Price) \* (price %) + (Accrued interest).

The price of a Bond is stated as a percentage (%) of Bond's Nominal Price.

Nominal Price in Euros (€), except if it is noted differently.

## Government Bonds

Number Listed Bonds	Nominal price	Today's Rate	Accrued Interest Calc	Exp. Date [1]	Duration (years)	Note	Coupons Date	Curr. coupon value	Trading Unit	Government Bonds	Price min	Price max	Closing price	Previous closing price/date	Volume	Transactions Value	Price	Last order Buy / Sell	Date
4,000,000	1,000.00	4.13	Actual/Actual	15/06/2054	30	---	15/06	4.13	1	GGB-FXD-150654-30Y-4.125-1.000	---	---	---	---	---	---	---	---	---
4,700,000	1,000.00	1.88	Actual/Actual	04/02/2035	15	---	04/02	1.88	1	GGB-FXD-040235-15Y-1.875-1.000	---	---	---	---	---	---	---	---	---
6,000,000	1,000.00	0.75	Actual/Actual	18/06/2031	10	---	18/06	0.75	1	GGB-FXD-180631-10Y-0.750-1.000	---	---	---	---	---	---	---	---	---
3,600,000	1,000.00	3.88	Actual/Actual	15/06/2028	5	---	15/06	3.88	1	GGB-FXD-150628-05Y-3.875-1.000	---	---	---	---	---	---	---	---	---
5,962,747,327	1.00	3.75	Actual/Actual	30/01/2028	10	---	/02 - 02/02 - 31/	3.75	1	GGB-FXD-300128-10Y-3.750-1.000	---	---	---	85.4610 13/07/2018	---	---	1.0000	B	28/11/2018
7,067,309,386	1.00	3.90	Actual/Actual	30/01/2033	15	---	/02 - 02/02 - 31/	3.90	1	GGB-FXD-300133-15Y-3.900-1.000	---	---	---	78.6730 13/07/2018	---	---	1.0000	B	28/11/2018
5,622,848,349	1.00	4.00	Actual/Actual	30/01/2037	19	---	/02 - 02/02 - 31/	4.00	1	GGB-FXD-300137-19Y-4.000-1.000	---	---	---	77.0370 13/07/2018	---	---	1.0000	B	28/11/2018
5,476,770,669	1.00	4.20	Actual/Actual	30/01/2042	24	---	/02 - 02/02 - 31/	4.20	1	GGB-FXD-300142-24Y-4.200-1.000	---	---	---	77.7640 13/07/2018	---	---	1.0000	B	28/11/2018
4,950,000	1,000.00	3.38	Actual/Actual	15/06/2034	10	---	15/06	3.38	1	GGB-FXD-150634-10Y-3.375-1.000	---	---	---	---	---	---	---	---	---
59,586,043	1.00	4.30	Actual/Actual	24/02/2026	14	---	24/02	4.30	1	GGB-FXD-240226-14Y-2.000-1.000	---	---	---	10.0000 22/06/2015	---	---	---	---	---
41,118,344	1.00	4.30	Actual/Actual	24/02/2027	15	---	24/02	4.30	1	GGB-FXD-240227-15Y-2.000-1.000	---	---	---	10.0000 22/06/2015	---	---	---	---	---
45,137,734	1.00	4.30	Actual/Actual	24/02/2028	16	---	24/02	4.30	1	GGB-FXD-240228-16Y-2.000-1.000	---	---	---	10.0000 22/06/2015	---	---	---	---	---
61,768,888	1.00	4.30	Actual/Actual	24/02/2029	17	---	24/02	4.30	1	GGB-FXD-240229-17Y-2.000-1.000	---	---	---	10.0000 22/06/2015	---	---	---	---	---
54,567,744	1.00	4.30	Actual/Actual	24/02/2030	18	---	24/02	4.30	1	GGB-FXD-240230-18Y-2.000-1.000	---	---	---	10.0000 22/06/2015	---	---	---	---	---
37,541,515	1.00	4.30	Actual/Actual	24/02/2031	19	---	24/02	4.30	1	GGB-FXD-240231-19Y-2.000-1.000	---	---	---	10.0000 22/06/2015	---	---	---	---	---
37,558,317	1.00	4.30	Actual/Actual	24/02/2032	20	---	24/02	4.30	1	GGB-FXD-240232-20Y-2.000-1.000	---	---	---	10.0000 22/06/2015	---	---	---	---	---
37,473,732	1.00	4.30	Actual/Actual	24/02/2033	21	---	24/02	4.30	1	GGB-FXD-240233-21Y-2.000-1.000	---	---	---	10.0000 22/06/2015	---	---	---	---	---
33,888,293	1.00	4.30	Actual/Actual	24/02/2034	22	---	24/02	4.30	1	GGB-FXD-240234-22Y-2.000-1.000	---	---	---	10.0000 22/06/2015	---	---	---	---	---
35,177,800	1.00	4.30	Actual/Actual	24/02/2035	23	---	24/02	4.30	1	GGB-FXD-240235-23Y-2.000-1.000	---	---	---	10.0000 22/06/2015	---	---	---	---	---
35,547,268	1.00	4.30	Actual/Actual	24/02/2036	24	---	24/02	4.30	1	GGB-FXD-240236-24Y-2.000-1.000	---	---	---	10.0000 22/06/2015	---	---	---	---	---
40,246,306	1.00	4.30	Actual/Actual	24/02/2037	25	---	24/02	4.30	1	GGB-FXD-240237-25Y-2.000-1.000	---	---	---	10.0000 22/06/2015	---	---	---	---	---
37,643,952	1.00	4.30	Actual/Actual	24/02/2038	26	---	24/02	4.30	1	GGB-FXD-240238-26Y-2.000-1.000	---	---	---	10.0000 22/06/2015	---	---	---	---	---
36,977,100	1.00	4.30	Actual/Actual	24/02/2039	27	---	24/02	4.30	1	GGB-FXD-240239-27Y-2.000-1.000	---	---	---	10.0000 22/06/2015	---	---	---	---	---
41,615,000	1.00	4.30	Actual/Actual	24/02/2040	28	---	24/02	4.30	1	GGB-FXD-240240-28Y-2.000-1.000	---	---	---	10.0000 22/06/2015	---	---	---	---	---
42,227,208	1.00	4.30	Actual/Actual	24/02/2041	29	---	24/02	4.30	1	GGB-FXD-240241-29Y-2.000-1.000	---	---	---	10.0000 22/06/2015	---	---	---	---	---
68,288,487	1.00	4.30	Actual/Actual	24/02/2042	30	---	24/02	4.30	1	GGB-FXD-240242-30Y-2.000-1.000	---	---	---	10.0000 22/06/2015	---	---	---	---	---
4,700,000	1,000.00	3.88	Actual/Actual	12/03/2029	10	---	12/03	3.88	1	GGB-FXD-120329-10Y-3.875-1.000	---	---	---	---	---	---	100.0000	B	15/10/2019
3,192,362	1,000.00	0.00	Actual/Actual	12/02/2026	5	---	12/02	0.00	1	GGB-FXD-120226-05Y-0.000-1.000	---	---	---	---	---	---	---	---	---
2,100,000	1,000.00	3.55	Actual/Actual	20/03/2026	7	---	20/03	3.55	1	GGB-FXD-200326-07Y-3.550-1.000	---	---	---	---	---	---	---	---	---
5,500,000	1,000.00	1.50	Actual/Actual	18/06/2030	10	---	18/06	1.50	1	GGB-FXD-180630-10Y-1.500-1.000	---	---	---	---	---	---	---	---	---
5,500,000	1,000.00	4.38	Actual/Actual	18/07/2038	15	---	18/07	4.38	1	GGB-FXD-180738-15Y-4.375-1.000	---	---	---	---	---	---	---	---	---
40,000	1,000.00	3.91	FLR Actual/360	18/09/2025	1	---	18/09 - 18/03	---	1	GGB-FLT-180925-01Y-3.915-1.000	---	---	---	---	---	---	---	---	---
5,364,250	1,000.00	3.25	Actual/Actual	20/03/2050	30	---	20/03	3.25	1	GGB-FXD-200350-30Y-3.250-1.000	---	---	---	---	---	---	---	---	---
4,250,000	1,000.00	3.63	Actual/Actual	15/06/2035	10	---	15/06	3.63	1	GGB-FXD-150635-10Y-3.625-1.000.00	---	---	---	---	---	---	---	---	---

## Government Bonds Notes

Transactions Volume = (Pieces) \* (Nominal Price). Transactions Value = (Pieces) \* (Nominal Price) \* (price %) + (Accrued interest).

The Value of current coupon for the issues with NV 0.01 euro refers to NV 100 euros

FLR: Floating Interest Rate.

[1] - The Expiration Date of the interest bearing period and the Date for coupon payment.

## Government Bonds

Number Listed Bonds	Nominal price	Today's Rate	Accrued Interest Calc	Exp. Date [1]	Duration (years)	Note	Coupons Date	Curr. coupon value	Trading Unit	Government Bonds	Price min	Price max	Closing price	Previous closing price/date	Volume	Transactions Value	Price	Last order Buy / Sell	Date
3,924,361	1,000.00	2.00	Actual/Actual	22/04/2027	7	---	22/04	2.00	1	GGB-FXD-220427-07Y-2.000-1.000	---	---	---	---	---	---	99.9000	B	22/04/2020
2,298,012	1,000.00	1.88	Actual/Actual	23/07/2026	7	---	23/07	1.88	1	GGB-FXD-230726-07Y-1.875-1.000	---	---	---	---	---	---	---	---	---
4,900,000	1,000.00	4.25	Actual/Actual	15/06/2033	10	---	15/06	4.25	1	GGB-FXD-150633-10Y-4.250-1.000	---	---	---	---	---	---	---	---	---
3,500,000	1,000.00	1.88	Actual/Actual	24/01/2052	30	---	24/01	1.88	1	GGB-FXD-240152-30Y-1.875-1.000	---	---	---	---	---	---	---	---	---
3,700,000	1,000.00	1.75	Actual/Actual	18/06/2032	10	---	18/06	1.75	1	GGB-FXD-180632-10Y-1.750-1.000	---	---	---	---	---	---	---	---	---
2,200,000	1,000.00	1.13	FLR Actual/360	15/12/2027	5	---	- 15/03 - 15/09 -	---	1	GGB-FLT-151227-05Y-1.130-1.000	---	---	---	---	---	---	102.1600	B	30/12/2022

## Government Bonds Notes

Transactions Volume = (Pieces) \* (Nominal Price). Transactions Value = (Pieces) \* (Nominal Price) \* (price %) + (Accrued interest).

The Value of current coupon for the issues with NV 0.01 euro refers to NV 100 euros

FLR: Floating Interest Rate.

[1] - The Expiration Date of the interest bearing period and the Date for coupon payment.

Treasury Bills & Zero Coupon Government Bonds

Issue Date	13-Week Maturity									26-Week Maturity									52-Week Maturity								
	Exp. Date	Initial Rate	Num Listed Bonds	Nominal price	Issue price	Last Trade Price	Last Trade Date	Volume Traded	Note	Exp. Date	Initial Rate	Num Listed Bonds	Nominal price	Issue price	Last Trade Price	Last Trade Date	Volume Traded	Note	Exp. Date	Initial Rate	Num Listed Bonds	Nominal price	Issue price	Last Trade Price	Last Trade Date	Volume Traded	Note
07/06/2024	---	---	---	---	---	---	---	---	---	---	---	---	---	---	---	---	---	---	06/06/2025	3.34	600,000	1,000.00	967.30	---	---	---	---
06/09/2024	---	---	---	---	---	---	---	---	---	---	---	---	---	---	---	---	---	---	05/09/2025	2.82	600,000	1,000.00	972.28	---	---	---	---
06/12/2024	---	---	---	---	---	---	---	---	---	---	---	---	---	---	---	---	---	---	05/12/2025	2.27	600,000	1,000.00	977.58	---	---	---	---
07/03/2025	---	---	---	---	---	---	---	---	---	---	---	---	---	---	---	---	---	---	06/03/2026	2.15	600,000	1,000.00	978.76	---	---	---	---

Bonds in Circulation	Currency / Min nominal traded Value	Coupons Payment Date	Current Coupon Value	Note	Coupon	Trading Unit	Issue Date	Duration (years)	Today's Interest	A.I.C in days	Bonds	Last price of previous days		Last Outcry in Cash (euro)		Trades in Pieces	Life min	Life Max	
												Price	Buy / Sell	Price	Buy / Sell				
<b>Corporate Bonds in Foreign Currency and Euro</b>																			
103,746	GBP / 10	01/12	0.25	---	66	1	01/12/1930	98	2.5	360	National Mortgage Bank	2.27	05/02/1996	2.27	S	05/02/1996	---	2.27	2.27
0	GBP / 10	01/12	0.25	---	68	1	01/12/1928	100	2.5	360	National Mortgage Bank	---	---	---	---	---	---	---	---

## Government Bonds Notes

A.I.C: Accrued Interest Calculation base.

FLR: Floating Interest Rate.

The minimum tradeable Nominal Value for all Demeterialised Government Titles is 100 Euros.

(μτφρ-0)

## Athex &amp; ATHEXClear Members List

Member Name				Stock Market			Derivatives Market		ATHEXClear Member	
	Address	Phone	Fax	Market Member	Remote Member	Market Maker	Proprietary	Market Maker	General Clearing	Direct Clearing
A. SARRIS SECURITIES S.A.				a						
6, ΔΡΑΓΑΤΣΑΝΙΟΥ 6 ΑΘΗΝΑ	2103367700									
ΑΕΟΝIC SECURITIES C.I.F. P.L.C.				a						
, ΛΑΪΟΥ 6, ΓΡ. 301B, ANNA COURT	35725337600									
ALPHA BANK S.A.									a	
, ΣΤΑΔΙΟΥ 40 ΑΘΗΝΑ	2103260000									
ALPHA FINANCE INVESTMENT SERVICES SINGLE MEMBER SA				a		a	a	a		a
5, ΠΑΝΕΠΙΣΤΗΜΙΟΥ 45 ΑΘΗΝΑ	2103677538									
ARGUS STOCKBROKERS LTD				a	a		a			
25, 25 ΛΕΩΦΟΡΟΣ ΔΗΜΟΣΘΕΝΗ ΣΕΒΕΡΗ	0035722717000									
ATHLOS CAPITAL INVESTMENT SERVICES LTD				a	a					
, 17 STASINOU AVENUE, BEDIZIA TOWER, 6TH & 7TH FL.	35722110777									
ATLANTIC SECURITIES LTD				a	a					
37, ΠΡΟΔΡΟΜΟΥ 37	0035722445400									
AXON SECURITIES S.A.				a			a			
48, ΣΤΑΔΙΟΥ 48 ΑΘΗΝΑ	6944348134									
BETA SECURITIES S.A.				a		a	a			a
29, ΑΛΕΞΑΝΔΡΑΣ 29 ΑΘΗΝΑ	210 6478900									
BNP PARIBAS S.A.									a	
, ΛΕΩΦΟΡΟΣ ΚΗΦΙΣΙΑΣ 115 ΑΘΗΝΑ	2107468525									
BOFA SECURITIES EUROPE SA				a	a					
, 51 RUE LA BOÉTIE	+33 153655555									
CITIGROUP GLOBAL MARKETS EUROPE AG				a	a					
16, REUTERWEG 16	+49 691366-0									
CITIGROUP GLOBAL MARKETS LIMITED				a						
1, 33 CANADA SQUARE -CANARY WHARF	+44 02079864000									
CREDIT SUISSE BANK (EUROPE), S.A.				a						
, CALLE AYALA 42, 3A PLANTA-B MADRID	+34917916000									
CREDIT SUISSE SECURITIES (EUROPE) LIMITED				a						
1, ONE CABOT SQUARE LONDON	+44 2078888888									
CYCLOS SECURITIES S.A.				a			a			
39, ΧΑΡΙΛΑΟΥ ΤΡΙΚΟΥΠΗ 6-8-10 ΑΘΗΝΑ	2103364300									
DEUTSCHE BANK S.A.					a					
1, GREAT WINCHESTER STREET LONDON	+44 20 754 54209	00441133361437								
EUROBANK EQUITIES INVESTMENT FIRM SINGLE MEMBER SA				a		a	a	a		a
, ΦΙΛΕΛΛΗΝΩΝ 10 & ΞΕΝΟΦΩΝΤΟΣ 13 ΑΘΗΝΑ	2103720425									
EUROBANK S.A.									a	
, ΟΘΩΝΟΣ 8 ΑΘΗΝΑ	2144043907									
EUROCORP INVESTMENT SERVICES S.A.				a			a			a
14, ΠΛ.ΦΙΛΙΚΗΣ ΕΤΑΙΡΕΙΑΣ 14 ΑΘΗΝΑ	2107263600									
EUROTRUST INVESTMENT FIRM SA				a			a			
113, ΣΕΒΑΣΤΟΥΠΟΛΕΩΣ 113 ΑΘΗΝΑ	2103363100									
EUROXX SECURITIES S.A.				a		a	a	a		a
7, ΠΑΛΕΟΛΟΓΟΥ ΧΑΛΑΝΔΡΙ	+30 2106879400	210-6879401								
7, ΠΑΛΑΙΟΛΟΓΟΥ ΧΑΛΑΝΔΡΙ	(210)-6879400	(210)-6879401								
FREEDOM FINANCE EUROPE LTD				a	a					
, ΧΡΙΣΤΑΚΗ ΚΡΑΝΟΥ 20	035725257786									
G. A. PERVANAS SECURITIES- INVESTMENT SERVICES S.A.				a						
7-9, ΣΟΦΟΚΛΕΟΥΣ 7-9 ΑΘΗΝΑ	2103727200									
GLOBAL CAPITAL SECURITIES & FINANCIAL SERVICES LTD				a	a					
50, ΛΑΡΧΙΕΠΙΣΚΟΠΟΥ ΜΑΚΑΡΙΟΥ Γ50	0035722710710									
GREENPOST TRADING EUROPE LTD				a	a					
, ΚΙΜΩΝΟΣ 3, ACROPOLIS MANSIONS, 2ND FLOOR, FLAT/OFFICE 202	035722521389									
HELLENIC AMERICAN SECURITIES S.A.				a		a	a			a
27, ΑΝΔΡΕΑ ΠΑΠΑΝΔΡΕΟΥ 27 ΜΑΡΟΥΣΙ	2103311100									
HELLENIC BANK (INVESTMENTS) LTD					a					
, ΑΥΕ.ΚΥΡΙΑΚΟΥ ΜΑΤΣΙ 31 - PO BOX 24747 NICOSIA	+357 22500100	357 22500110								
HSBC CONTINENTAL EUROPE									a	
109-111, Α.ΜΕΣΟΓΕΙΩΝ 109-111	2106960000									
INDEX SECURITIES S.A.				a						
6, ΔΡΑΓΑΤΣΑΝΙΟΥ 6 ΑΘΗΝΑ	2103213920									
J. CHR. MAVRIKIS SECURITIES S.A.				a						
5, ΣΟΦΟΚΛΕΟΥΣ 5 ΑΘΗΝΑ	2103216730									

## Athex &amp; ATHEXClear Members List

Member Name				Stock Market			Derivatives Market		ATHEXClear Member	
	Address	Phone	Fax	Market Member	Remote Member	Market Maker	Proprietary	Market Maker	General Clearing	Direct Clearing
KAPPA SECURITIES S.A.				a			a			
15, ΒΑΛΑΩΡΙΤΟΥ 15 ΑΘΗΝΑ	2103678600									
KARAMANOF SECURITIES & INVESTMENT SERVICES S.A.				a						
2, ΠΛ.ΑΓ.ΘΕΟΔΩΡΩΝ 2 ΑΘΗΝΑ	2103212947									
LAIKI FINANCIAL SERVICES LTD					a					
26, AVE. VYRONOS NICOSIA	357 22367367	357 22718567								
LEON DEPOLAS SECURITIES S.A.				a		a	a			
1, ΧΡΗΣΤΟΥ ΛΑΔΑ 1 ΑΘΗΝΑ	2103213276 -28									
MEGA EQUITY SECURITIES & FINANCIAL SERVICES PUBLIC LTD				a	a		a			
42-44, ΛΕΩΦ.ΓΡΙΒΑ ΔΙΓΕΝΗ 42-44	0035722711711									
MERIT SECURITIES S.A				a		a	a			a
5, ΣΟΦΟΚΛΕΟΥΣ 5 ΑΘΗΝΑ	2141008814									
MERRILL LYNCH INTERNATIONAL				a						
2, 2 KING EDWARD STREET LONDON	+44 20276281000									
N. CHRYSOCHOIDIS STOCK BROKERAGE I.S.S.A.				a			a			a
7-9, ΣΟΦΟΚΛΕΟΥΣ 7-9 ΑΘΗΝΑ	2103213913									
NATIONAL BANK OF GREECE S.A.				a		a	a		a	
86, ΑΙΟΛΟΥ ΣΤΡ. ΑΘΗΝΑ	(210)-3341000	(210)-3228187								
68, ΑΚΑΔΙΜΙΑΣ ΣΤΡ. ΑΘΗΝΑ	(210)-3328817	(210)-3328678								
NATIONAL SECURITIES SINGLE MEMBER SA				a		a	a	a		
66, ΛΕΩΦΟΡΟΣ ΑΘΗΝΩΝ 128-132 & ΙΦΙΓΕΝΙΑΣ ΑΘΗΝΑ	2103328784									
NUNTIUS BROKERAGE AND INVESTMENT SERVICES SINGLE MEMBER S.A.				a			a			
6, ΔΡΑΓΑΤΣΑΝΙΟΥ 6 ΑΘΗΝΑ	2103350599									
ONE PLUS CAPITAL LIMITED				a	a					
, 75 PRODROMOU AVENUE NICOSIA 1307	35722873760									
OPTIMA BANK S.A.				a		a	a	a	a	
, ΑΙΓΙΑΛΕΙΑΣ 32 & ΠΑΡΑΔΕΙΣΟΥ ΜΑΡΟΥΣΙ	210 8173000									
PANCRETA BANK S.A									a	
, ΙΚΑΡΟΥ 5	2810338746									
PANTELAKIS SECURITIES S.A.				a		a	a	a		
57, ΕΘΝΙΚΗΣ ΑΝΤΙΣΤΑΣΕΩΣ 57, ΚΤΙΠΙΟ Β CHALANDRI	2106965000									
PIRAEUS BANK S.A.				a			a		a	
, ΑΜΕΡΙΚΗΣ 4 ΑΘΗΝΑ	2103335000									
PIRAEUS SECURITIES S. A.				a		a	a	a		a
10, ΣΤΑΔΙΟΥ 10 ΑΘΗΝΑ	2103354100									
PROCHOICE SECURITIES LTD				a	a					
57, ΛΕΩΦ.ΣΠΥΡΟΥ ΚΥΠΡΙΑΝΟΥ 57, ΑΚΙΝΗΤΑ Φ	035724661192									
SHARELINK SECURITIES & FINANCIAL SERVICES LTD				a			a			
6, HOUSE-ΘΕΟΤΟΚΗ 6 ΜΕΓΑΡΟ ΕΛΜΗΝΑ	+357 22554200									
SOCIETE GENERALE S.A.				a	a		a			
, 17 COURS VALMY, CEDEX	+157290504									
SOLIDUS SECURITIES S.A				a			a			a
64, ΛΟΥΙΖΗΣ ΠΙΑΝΚΟΥΡ 64 ΑΘΗΝΑ	2106900605									
ST. EM. LAVRENTAKIS SECURITIES S.A.				a						
7-9, ΣΟΦΟΚΛΕΟΥΣ 7-9 ΑΘΗΝΑ	2103213336									
THE CYPRUS INVESTMENT & SECURITIES CORPORATION LTD				a	a					
154, 1 AG. PROKOPIΟΥ & POSIDONOS 1ST FLOOR	0035722121700									
UBS EUROPE SE				a	a					
, OPERNTURM, BOCKENHEIMER LANDSTRASSE 2-4	496921790									
UBS LIMITED					a					
1, FINSBURY AVENUE LONDON	+44 2075687135									
VIGOR FINANCE INVESTMENT SERVICES S.A.				a		a	a	a		
, ΨΥΧΑΡΗ 14 Ν. ΨΥΧΙΚΟ	2106718400									

Underlying Asset				Derivatives Market													
Price max	Price min	Closing price	change	Delivery Month	Open price	Price max	Price min	Last price	Closing price	Last Bid	Last Ask	Fixing price*	Life high	Life low	Trades	Volume	Open Interest
<b>FTSE/Athex Large Cap</b>				(Trade Unit: 1 Index Point x 2€, Cash Settlement)													
4,586.12	4,527.53	4,563.73	0.13%	June 2025	4,540.00	4,587.00	4,527.00	4,560.00	4,560.00	---	---	---	4,718.00	---	97	334	6,442
				July 2025	4,521.00	4,538.00	4,520.00	4,523.00	4,523.00	---	---	---	4,658.75	---	5	24	238
				August 2025	---	---	---	---	4,576.50	---	---	---	---	---	---	---	---
				September 2025	---	---	---	---	4,585.75	---	---	---	---	---	---	---	---
				December 2025	---	---	---	---	4,608.75	---	---	---	---	---	---	---	---
				March 2026	---	---	---	---	4,631.75	---	---	---	---	---	---	---	---
<b>FTSE/Athex Banks</b>				(Trade Unit: 1 Index Point x 15€, Cash Settlement)													
1,840.40	1,801.00	1,815.92	-0.89%	June 2025	---	---	---	---	1,820.25	---	---	---	1,894.00	---	---	---	2,757
				September 2025	---	---	---	---	1,836.25	---	---	---	1,902.75	---	---	---	20
				December 2025	---	---	---	---	1,852.50	---	---	---	---	---	---	---	---
				March 2026	---	---	---	---	1,862.00	---	---	---	---	---	---	---	---
<b>MSCI GREECE REBASED</b>				(Trade Unit: 1 Index Point x 2€, Cash Settlement)													
7,363.61	7,226.44	7,287.86	-1.03%	June 2025	---	---	---	---	7,204.75	---	---	---	7,152.25	---	---	---	---
				July 2025	7,231.25	7,231.25	7,231.25	7,231.25	7,231.25	---	---	---	7,231.25	---	2	20	---
				August 2025	7,216.25	7,216.25	7,216.25	7,216.25	7,216.25	---	---	---	7,216.25	---	2	20	---
				September 2025	7,216.25	7,216.25	7,216.25	7,216.25	7,216.25	---	---	---	7,216.25	---	2	20	---
				October 2025	---	---	---	---	7,419.75	---	---	---	---	---	---	---	---
				November 2025	---	---	---	---	7,434.00	---	---	---	---	---	---	---	---
				December 2025	---	---	---	---	7,445.50	---	---	---	---	---	---	---	---
				March 2026	---	---	---	---	7,482.75	---	---	---	---	---	---	---	---

Derivatives notes - <https://www.athexgroup.gr/en/market-data/statistics/eod-closing-prices/>

Fixing prices and final open positions can be retrieved from the following path <http://www.athexgroup.gr/en/market-data/statistics/eod-closing-prices>

Underlying Asset				Derivatives Market													
Price max	Price min	Closing price	change	Delivery Month	Open price	Price max	Price min	Last price	Closing price	Last Bid	Last Ask	Fixing price*	Life high	Life low	Trades	Volume	Open Interest
<b>ADMIE (IPTO) HOLDING S.A. (CR)</b>				(Contract Size: 100 Securities, Physical Delivery)													
3.27	3.185	3.23	-0.16%	June 2025	3.25	3.26	3.21	3.25	3.25	---	---	---	3.28	---	22	196	14,641
				September 2025	3.11	3.11	3.06	3.06	3.06	---	---	---	3.14	---	7	132	2,014
				December 2025	---	---	---	---	3.27	---	---	---	---	---	---	---	---
				March 2026	---	---	---	---	3.29	---	---	---	---	---	---	---	---
<b>AEGEAN AIRLINES (CR)</b>				(Contract Size: 100 Securities, Physical Delivery)													
13.06	12.76	13.06	2.03%	June 2025	12.82	13.03	12.82	13.03	13.03	---	---	---	13.03	---	23	158	2,843
				September 2025	---	---	---	---	12.87	---	---	---	12.98	---	---	---	137
				December 2025	---	---	---	---	12.94	---	---	---	---	---	---	---	---
				March 2026	---	---	---	---	13.01	---	---	---	---	---	---	---	---
<b>AKTOR S.A. HOLDING CO. (CR)</b>				(Contract Size: 100 Securities, Physical Delivery)													
5.52	5.28	5.52	4.54%	June 2025	5.32	5.52	5.32	5.52	5.52	---	---	---	5.53	---	32	375	24,089
				September 2025	5.37	5.53	5.37	5.53	5.53	---	---	---	5.53	---	4	4	17,695
				December 2025	---	---	---	---	5.34	---	---	---	---	---	---	---	---
				March 2026	---	---	---	---	5.37	---	---	---	---	---	---	---	---
<b>ALPHA SERVICES HOLD (CR)</b>				(Contract Size: 100 Securities, Physical Delivery)													
2.86	2.773	2.79	-0.36%	June 2025	2.80	2.86	2.77	2.79	2.79	---	---	---	3.03	---	222	8,291	89,770
				September 2025	2.82	2.86	2.78	2.80	2.80	---	---	---	3.00	---	54	913	4,783
<b>ATHENS INTL AIRPORT (CR)</b>				(Contract Size: 100 Securities, Physical Delivery)													
9.945	9.78	9.885	-0.50%	June 2025	9.78	9.89	9.78	9.89	9.89	---	---	---	10.06	---	2	20	368
				September 2025	---	---	---	---	9.49	---	---	---	8.36	---	---	---	90
				December 2025	---	---	---	---	10.05	---	---	---	---	---	---	---	---
				March 2026	---	---	---	---	10.10	---	---	---	---	---	---	---	---
<b>AUTOHELLAS SA (CR)</b>				(Contract Size: 100 Securities, Physical Delivery)													
11.3	10.72	10.76	-6.92%	June 2025	10.81	10.81	10.81	10.81	10.81	---	---	---	11.89	---	1	1	137
				September 2025	---	---	---	---	11.63	---	---	---	---	---	---	---	---
				December 2025	---	---	---	---	11.69	---	---	---	---	---	---	---	---
				March 2026	---	---	---	---	11.75	---	---	---	---	---	---	---	---
<b>AVAX S.A. (CR)</b>				(Contract Size: 100 Securities, Physical Delivery)													
2.065	2	2.015	0.75%	June 2025	2.04	2.04	2.02	2.02	2.02	---	---	---	2.30	---	10	40	2,457
				September 2025	---	---	---	---	1.96	---	---	---	2.01	---	---	---	39
				December 2025	---	---	---	---	2.02	---	---	---	---	---	---	---	---
				March 2026	---	---	---	---	2.03	---	---	---	---	---	---	---	---

Derivatives notes - <https://www.athexgroup.gr/en/market-data/statistics/eod-closing-prices/>

Fixing prices and final open positions can be retrieved from the following path <http://www.athexgroup.gr/en/market-data/statistics/eod-closing-prices>

Underlying Asset				Derivatives Market													
Price max	Price min	Closing price	change	Delivery Month	Open price	Price max	Price min	Last price	Closing price	Last Bid	Last Ask	Fixing price*	Life high	Life low	Trades	Volume	Open Interest
<b>BANK OF CYPRUS (CR)</b>				(Contract Size: 100 Securities, Physical Delivery)													
6.1	6.02	6.1	0.99%	June 2025	6.07	6.10	6.07	6.10	6.10	---	---	---	6.37	---	7	16	728
				September 2025	6.14	6.14	6.14	6.14	6.14	---	---	---	6.14	---	1	5	---
				December 2025	---	---	---	---	6.11	---	---	---	---	---	---	---	---
				March 2026	---	---	---	---	6.14	---	---	---	---	---	---	---	---
<b>CC HBC AG (CR)</b>				(Contract Size: 100 Securities, Physical Delivery)													
46.58	45.96	46.56	0.91%	June 2025	46.30	46.48	46.30	46.48	46.48	---	---	---	46.90	---	2	2	126
				September 2025	---	---	---	---	46.42	---	---	---	---	---	---	---	---
				December 2025	---	---	---	---	46.65	---	---	---	---	---	---	---	---
				March 2026	---	---	---	---	46.89	---	---	---	---	---	---	---	---
<b>CENERGY HOLDINGS (CB)</b>				(Contract Size: 100 Securities, Physical Delivery)													
9.54	9.36	9.49	-0.32%	June 2025	9.40	9.55	9.37	9.46	9.46	---	---	---	9.92	---	30	146	7,353
				September 2025	9.52	9.52	9.45	9.45	9.45	---	---	---	9.82	---	4	25	823
				December 2025	---	---	---	---	9.63	---	---	---	---	---	---	---	---
				March 2026	---	---	---	---	9.67	---	---	---	---	---	---	---	---
<b>ELLAKTOR (CR)</b>				(Contract Size: 159 Securities, Physical Delivery)													
1.298	1.268	1.296	2.37%	June 2025	1.28	1.31	1.28	1.29	1.29	---	---	---	1.54	---	3	16	1,900
				September 2025	---	---	---	---	1.27	---	---	---	---	---	---	---	---
				December 2025	---	---	---	---	1.28	---	---	---	---	---	---	---	---
				March 2026	---	---	---	---	1.29	---	---	---	---	---	---	---	---
<b>ELVALHALCOR (CR)</b>				(Contract Size: 100 Securities, Physical Delivery)													
2.35	2.29	2.35	2.40%	June 2025	2.31	2.34	2.31	2.33	2.33	---	---	---	2.42	---	19	348	4,655
				September 2025	---	---	---	---	2.22	---	---	---	2.36	---	---	---	51
				December 2025	---	---	---	---	2.32	---	---	---	---	---	---	---	---
				March 2026	---	---	---	---	2.33	---	---	---	---	---	---	---	---
<b>EUROBANK HOLDINGS (CR)</b>				(Contract Size: 100 Securities, Physical Delivery)													
2.791	2.72	2.75	0.44%	June 2025	2.75	2.80	2.73	2.74	2.74	---	---	---	2.85	---	86	3,076	47,149
				September 2025	2.79	2.79	2.79	2.79	2.79	---	---	---	2.86	---	1	1	26
				December 2025	---	---	---	---	2.77	---	---	---	---	---	---	---	---
				March 2026	---	---	---	---	2.78	---	---	---	---	---	---	---	---
<b>EYDAP S.A. (CR)</b>				(Contract Size: 100 Securities, Physical Delivery)													
5.9	5.79	5.9	1.55%	June 2025	5.85	5.85	5.85	5.85	5.85	---	---	---	6.08	---	1	1	6,117
				September 2025	---	---	---	---	5.85	---	---	---	---	---	---	---	---
				December 2025	---	---	---	---	5.87	---	---	---	---	---	---	---	---
				March 2026	---	---	---	---	5.90	---	---	---	---	---	---	---	---

Derivatives notes - <https://www.athexgroup.gr/en/market-data/statistics/eod-closing-prices/>

Fixing prices and final open positions can be retrieved from the following path <http://www.athexgroup.gr/en/market-data/statistics/eod-closing-prices>

Underlying Asset				Derivatives Market													
Price max	Price min	Closing price	change	Delivery Month	Open price	Price max	Price min	Last price	Closing price	Last Bid	Last Ask	Fixing price*	Life high	Life low	Trades	Volume	Open Interest
<b>FOURLIS (CR)</b>																	
(Contract Size: 100 Securities, Physical Delivery)																	
4.025	3.945	4.025	0.88%	June 2025	---	---	---	---	3.99	---	---	---	4.30	---	---	---	659
				September 2025	---	---	---	---	3.97	---	---	---	3.92	---	---	---	3
				December 2025	---	---	---	---	4.03	---	---	---	---	---	---	---	---
				March 2026	---	---	---	---	4.05	---	---	---	---	---	---	---	---
<b>GEK TERNA (CR)</b>																	
(Contract Size: 100 Securities, Physical Delivery)																	
19.29	19.01	19.29	1.05%	June 2025	19.18	19.33	19.00	19.33	19.33	---	---	---	20.02	---	47	235	11,723
				September 2025	19.00	19.00	18.94	18.98	18.98	---	---	---	19.11	---	11	64	111
				December 2025	---	---	---	---	19.30	---	---	---	---	---	---	---	---
				March 2026	---	---	---	---	19.40	---	---	---	---	---	---	---	---
<b>HELLENIC EXCHANGES-A.S.E. (CR)</b>																	
(Contract Size: 100 Securities, Physical Delivery)																	
6.04	5.94	6.02	0.67%	June 2025	5.96	6.06	5.96	6.03	6.03	---	---	---	6.12	---	12	41	1,873
				September 2025	5.91	5.91	5.89	5.89	5.89	---	---	---	5.94	---	2	5	223
				December 2025	---	---	---	---	6.05	---	---	---	---	---	---	---	---
				March 2026	---	---	---	---	6.08	---	---	---	---	---	---	---	---
<b>HELLENIQ ENERGY (CR)</b>																	
(Contract Size: 100 Securities, Physical Delivery)																	
7.54	7.44	7.53	0.67%	June 2025	7.45	7.52	7.45	7.52	7.52	---	---	---	8.12	---	6	28	4,000
				September 2025	---	---	---	---	7.08	---	---	---	7.45	---	---	---	450
				December 2025	---	---	---	---	7.56	---	---	---	---	---	---	---	---
				March 2026	---	---	---	---	7.60	---	---	---	---	---	---	---	---
<b>INTRACOM HOLDINGS (CR)</b>																	
(Contract Size: 100 Securities, Physical Delivery)																	
3.115	3.05	3.07	-0.16%	June 2025	3.08	3.13	3.08	3.08	3.08	---	---	---	3.39	---	11	104	8,976
				September 2025	---	---	---	---	3.12	---	---	---	3.27	---	---	---	98
				December 2025	---	---	---	---	3.11	---	---	---	---	---	---	---	---
				March 2026	---	---	---	---	3.12	---	---	---	---	---	---	---	---
<b>INTRALOT (CR)</b>																	
(Contract Size: 100 Securities, Physical Delivery)																	
1.072	1.062	1.072	0.56%	June 2025	1.07	1.07	1.07	1.07	1.07	---	---	---	1.10	---	21	765	105,569
				September 2025	1.08	1.08	1.08	1.08	1.08	---	---	---	1.10	---	9	3,220	109,315
				December 2025	---	---	---	---	1.08	---	---	---	---	---	---	---	---
				March 2026	---	---	---	---	1.08	---	---	---	---	---	---	---	---
<b>JUMBO SA (CR)</b>																	
(Contract Size: 100 Securities, Physical Delivery)																	
28.74	27.9	28.6	1.42%	June 2025	28.14	28.49	28.00	28.45	28.45	---	---	---	29.21	---	10	23	465
				September 2025	28.10	28.20	28.10	28.20	28.20	---	---	---	28.91	---	2	10	5
				December 2025	---	---	---	---	28.51	---	---	---	---	---	---	---	---
				March 2026	---	---	---	---	28.66	---	---	---	---	---	---	---	---

Derivatives notes - <https://www.athexgroup.gr/en/market-data/statistics/eod-closing-prices/>

Fixing prices and final open positions can be retrieved from the following path <http://www.athexgroup.gr/en/market-data/statistics/eod-closing-prices>

Underlying Asset				Derivatives Market													
Price max	Price min	Closing price	change	Delivery Month	Open price	Price max	Price min	Last price	Closing price	Last Bid	Last Ask	Fixing price*	Life high	Life low	Trades	Volume	Open Interest
<b>LAMDA DEVELOPMENT SA (CR)</b>				(Contract Size: 100 Securities, Physical Delivery)													
6.48	6.34	6.48	0.93%	June 2025	6.49	6.49	6.34	6.42	6.42	---	---	---	6.95	---	25	139	7,201
				September 2025	6.44	6.44	6.44	6.44	6.44	---	---	---	6.44	---	1	1	---
				December 2025	---	---	---	---	6.49	---	---	---	---	---	---	---	---
				March 2026	---	---	---	---	6.52	---	---	---	---	---	---	---	---
<b>METLEN ENERGY &amp; METALS (CR)</b>				(Contract Size: 100 Securities, Physical Delivery)													
44.7	43.9	44.02	-0.18%	June 2025	44.19	44.67	44.02	44.15	44.15	---	---	---	46.80	---	45	117	5,331
				September 2025	43.34	43.53	43.05	43.13	43.13	---	---	---	45.68	---	19	57	394
				December 2025	---	---	---	---	44.59	---	---	---	---	---	---	---	---
				March 2026	---	---	---	---	44.81	---	---	---	---	---	---	---	---
<b>MIG (CR)</b>				(Contract Size: 100 Securities, Physical Delivery)													
3.48	3.33	3.43	0.88%	June 2025	---	---	---	---	3.33	---	---	---	3.79	---	---	---	225
				September 2025	---	---	---	---	3.42	---	---	---	---	---	---	---	---
				December 2025	---	---	---	---	3.44	---	---	---	---	---	---	---	---
				March 2026	---	---	---	---	3.45	---	---	---	---	---	---	---	---
<b>MOTOR OIL (CR)</b>				(Contract Size: 100 Securities, Physical Delivery)													
23.62	23.2	23.6	1.46%	June 2025	23.47	23.59	23.46	23.59	23.59	---	---	---	23.76	---	17	59	5,193
				September 2025	22.72	22.72	22.45	22.45	22.45	---	---	---	22.72	---	4	8	38
				December 2025	---	---	---	---	23.52	---	---	---	---	---	---	---	---
				March 2026	---	---	---	---	23.64	---	---	---	---	---	---	---	---
<b>NATIONAL BANK (CR)</b>				(Contract Size: 100 Securities, Physical Delivery)													
10.25	9.98	10.2	-2.77%	June 2025	10.04	10.24	10.04	10.24	10.24	---	---	---	10.46	---	71	532	12,614
				September 2025	10.12	10.24	10.12	10.24	10.24	---	---	---	10.39	---	13	118	77
				December 2025	---	---	---	---	10.61	---	---	---	---	---	---	---	---
				March 2026	---	---	---	---	10.66	---	---	---	---	---	---	---	---
<b>OPAP (CR)</b>				(Contract Size: 100 Securities, Physical Delivery)													
19.1	18.8	19	0.32%	June 2025	19.05	19.05	18.93	18.93	18.93	---	---	---	20.50	---	5	21	1,031
				September 2025	---	---	---	---	19.06	---	---	---	19.10	---	---	---	1
				December 2025	---	---	---	---	19.15	---	---	---	---	---	---	---	---
				March 2026	---	---	---	---	19.25	---	---	---	---	---	---	---	---
<b>OPTIMA BANK (CR)</b>				(Contract Size: 100 Securities, Physical Delivery)													
19.58	18.96	19.22	-0.72%	June 2025	---	---	---	---	19.06	---	---	---	20.32	---	---	---	157
				September 2025	---	---	---	---	18.87	---	---	---	19.71	---	---	---	12
				December 2025	---	---	---	---	19.58	---	---	---	---	---	---	---	---
				March 2026	---	---	---	---	19.67	---	---	---	---	---	---	---	---

Derivatives notes - <https://www.athexgroup.gr/en/market-data/statistics/eod-closing-prices/>

Fixing prices and final open positions can be retrieved from the following path <http://www.athexgroup.gr/en/market-data/statistics/eod-closing-prices>

Underlying Asset				Derivatives Market													
Price max	Price min	Closing price	change	Delivery Month	Open price	Price max	Price min	Last price	Closing price	Last Bid	Last Ask	Fixing price*	Life high	Life low	Trades	Volume	Open Interest
<b>OTE (CR)</b>																	
(Contract Size: 100 Securities, Physical Delivery)																	
17.5	17.3	17.5	0.98%	June 2025	17.50	17.50	17.50	17.50	17.50	---	---	---	17.50	---	1	1	2,237
				September 2025	17.03	17.03	17.03	17.03	17.03	---	---	---	17.30	---	1	1	74
				December 2025	---	---	---	---	17.52	---	---	---	---	---	---	---	---
				March 2026	---	---	---	---	17.61	---	---	---	---	---	---	---	---
<b>P.P.A. S.A. (CR)</b>																	
(Contract Size: 100 Securities, Physical Delivery)																	
44.1	43.25	43.95	-0.34%	June 2025	---	---	---	---	44.17	---	---	---	45.84	---	---	---	113
				September 2025	---	---	---	---	44.37	---	---	---	---	---	---	---	---
				December 2025	---	---	---	---	44.59	---	---	---	---	---	---	---	---
				March 2026	---	---	---	---	44.81	---	---	---	---	---	---	---	---
<b>PIRAEUS FINANCIAL HOLD (CR)</b>																	
(Contract Size: 105 Securities, Physical Delivery)																	
5.646	5.486	5.514	-0.14%	June 2025	5.63	5.66	5.50	5.53	5.53	---	---	---	5.66	5.50	276	5,092	52,125
				September 2025	5.57	5.68	5.55	5.55	5.55	---	---	---	5.68	5.55	29	151	1,525
				December 2025	---	---	---	---	5.58	---	---	---	---	---	---	---	---
				March 2026	---	---	---	---	5.61	---	---	---	---	---	---	---	---
<b>PPC (CR)</b>																	
(Contract Size: 100 Securities, Physical Delivery)																	
13.47	13.15	13.44	1.21%	June 2025	13.27	13.49	13.26	13.46	13.46	---	---	---	14.61	---	64	452	23,954
				September 2025	13.06	13.18	12.96	13.12	13.12	---	---	---	13.60	---	19	119	384
				December 2025	---	---	---	---	13.43	---	---	---	---	---	---	---	---
				March 2026	---	---	---	---	13.49	---	---	---	---	---	---	---	---
<b>QUEST HOLDINGS (CR)</b>																	
(Contract Size: 100 Securities, Physical Delivery)																	
7.06	6.83	6.94	1.76%	June 2025	---	---	---	---	6.79	---	---	---	7.29	---	---	---	152
				September 2025	---	---	---	---	6.86	---	---	---	---	---	---	---	---
				December 2025	---	---	---	---	6.90	---	---	---	---	---	---	---	---
				March 2026	---	---	---	---	6.93	---	---	---	---	---	---	---	---
<b>TITAN (CB)</b>																	
(Contract Size: 100 Securities, Physical Delivery)																	
39.7	39.15	39.65	0.76%	June 2025	39.42	39.60	39.42	39.46	39.46	---	---	---	43.60	---	21	78	818
				September 2025	36.73	36.73	36.73	36.73	36.73	---	---	---	39.62	---	1	1	9
				December 2025	---	---	---	---	39.79	---	---	---	---	---	---	---	---
				March 2026	---	---	---	---	39.99	---	---	---	---	---	---	---	---
<b>VIOHALCO SA/NV (CB)</b>																	
(Contract Size: 100 Securities, Physical Delivery)																	
5.65	5.57	5.57	-0.54%	June 2025	5.64	5.64	5.57	5.61	5.61	---	---	---	6.29	---	29	137	5,579
				September 2025	5.53	5.53	5.53	5.53	5.53	---	---	---	6.21	---	1	1	472
				December 2025	---	---	---	---	5.66	---	---	---	---	---	---	---	---
				March 2026	---	---	---	---	5.69	---	---	---	---	---	---	---	---

Derivatives notes - <https://www.athexgroup.gr/en/market-data/statistics/eod-closing-prices/>

Fixing prices and final open positions can be retrieved from the following path <http://www.athexgroup.gr/en/market-data/statistics/eod-closing-prices>

FTSE/Athex Large Cap

(Trade Unit: 1 Index Point x 2€ - Exercise Style: European, Cash Settlement)

Call Options																Put Options																							
June 2025								July 2025								Other Months				June 2025								July 2025								Other Months			
Exercise Price	Open price	Price max	Price min	Last price	Closing price	Volume	Open Interest	Open price	Price max	Price min	Last price	Closing price	Volume	Open Interest	Volume	Open Interest	Open price	Price max	Price min	Last price	Closing price	Volume	Open Interest	Open price	Price max	Price min	Last price	Closing price	Volume	Open Interest	Volume	Open Interest	Exercise Price						
3,000	0.00	0.00	0.00	-	1,532.00	-	-	-	-	-	-	-	-	-	-	-	0.00	0.00	0.00	-	0.01	-	-	-	-	-	-	-	-	-	-	3,000							
3,050	0.00	0.00	0.00	-	1,482.00	-	-	-	-	-	-	-	-	-	-	-	0.00	0.00	0.00	-	0.02	-	-	-	-	-	-	-	-	-	-	3,050							
3,100	0.00	0.00	0.00	-	1,432.00	-	-	-	-	-	-	-	-	-	-	-	0.00	0.00	0.00	-	0.01	-	-	-	-	-	-	-	-	-	-	3,100							
3,150	0.00	0.00	0.00	-	1,382.00	-	-	-	-	-	-	-	-	-	-	-	0.00	0.00	0.00	-	0.02	-	-	-	-	-	-	-	-	-	-	3,150							
3,200	0.00	0.00	0.00	-	1,332.00	-	-	-	-	-	-	-	-	-	-	-	0.00	0.00	0.00	-	0.01	-	-	-	-	-	-	-	-	-	-	3,200							
3,250	0.00	0.00	0.00	-	1,282.00	-	-	-	-	-	-	-	-	-	-	-	0.00	0.00	0.00	-	0.01	-	-	-	-	-	-	-	-	-	-	3,250							
3,300	0.00	0.00	0.00	-	1,232.00	-	-	-	-	-	-	-	-	-	-	-	0.00	0.00	0.00	-	0.01	-	-	-	-	-	-	-	-	-	-	3,300							
3,350	0.00	0.00	0.00	-	1,182.00	-	-	-	-	-	-	-	-	-	-	-	0.00	0.00	0.00	-	0.01	-	-	-	-	-	-	-	-	-	-	3,350							
3,400	0.00	0.00	0.00	-	1,132.00	-	-	-	-	-	-	-	-	-	-	-	0.00	0.00	0.00	-	0.01	-	-	-	-	-	-	-	-	-	-	3,400							
3,450	0.00	0.00	0.00	-	1,082.00	-	-	-	-	-	-	-	-	-	-	-	0.00	0.00	0.00	-	0.01	-	-	-	-	-	-	-	-	-	-	3,450							
3,500	0.00	0.00	0.00	-	1,032.00	-	-	-	-	-	-	-	-	-	-	-	0.00	0.00	0.00	-	0.03	-	-	-	-	-	-	-	-	-	-	3,500							
3,550	0.00	0.00	0.00	-	983.00	-	-	-	-	-	-	-	-	-	-	-	0.00	0.00	0.00	-	0.07	-	-	-	-	-	-	-	-	-	-	3,550							
3,600	0.00	0.00	0.00	-	933.00	-	-	-	-	-	-	-	-	-	-	-	0.00	0.00	0.00	-	0.01	-	-	-	-	-	-	-	-	-	-	3,600							
3,650	0.00	0.00	0.00	-	883.00	-	-	-	-	-	-	-	-	-	-	-	0.00	0.00	0.00	-	0.01	-	-	-	-	-	-	-	-	-	-	3,650							
3,700	0.00	0.00	0.00	-	833.00	-	-	-	-	-	-	-	-	-	-	-	0.00	0.00	0.00	-	0.01	-	-	-	-	-	-	-	-	-	-	3,700							
3,750	0.00	0.00	0.00	-	783.00	-	-	0.00	0.00	0.00	-	740.00	-	-	-	-	0.00	0.00	0.00	-	0.03	-	-	0.00	0.00	0.00	-	2.20	-	-	-	3,750							
3,800	0.00	0.00	0.00	-	733.00	-	-	0.00	0.00	0.00	-	691.00	-	-	-	-	0.00	0.00	0.00	-	0.07	-	-	0.00	0.00	0.00	-	3.40	-	-	-	3,800							
3,850	0.00	0.00	0.00	-	683.00	-	-	0.00	0.00	0.00	-	643.00	-	-	-	-	0.00	0.00	0.00	-	0.15	-	-	0.00	0.00	0.00	-	5.00	-	-	-	3,850							
3,900	0.00	0.00	0.00	-	633.00	-	-	0.00	0.00	0.00	-	595.00	-	-	-	-	0.00	0.00	0.00	-	0.32	-	-	0.00	0.00	0.00	-	7.30	-	-	-	3,900							
3,950	0.00	0.00	0.00	-	584.00	-	20	0.00	0.00	0.00	-	549.00	-	-	-	-	0.00	0.00	0.00	-	0.64	-	-	0.00	0.00	0.00	-	10.50	-	-	-	3,950							
4,000	0.00	0.00	0.00	-	534.00	-	100	0.00	0.00	0.00	-	503.00	-	-	-	-	0.00	0.00	0.00	-	1.20	-	100	0.00	0.00	0.00	-	14.75	-	-	-	4,000							
4,100	0.00	0.00	0.00	-	437.00	-	60	0.00	0.00	0.00	-	415.00	-	-	-	-	0.00	0.00	0.00	-	3.90	-	130	0.00	0.00	0.00	-	27.00	-	-	-	4,100							
4,200	0.00	0.00	0.00	-	344.00	-	43	0.00	0.00	0.00	-	335.00	-	-	-	-	0.00	0.00	0.00	-	10.50	-	246	0.00	0.00	0.00	-	46.00	-	-	-	4,200							
4,300	0.00	0.00	0.00	-	257.00	-	83	0.00	0.00	0.00	-	262.00	-	40	-	-	0.00	0.00	0.00	-	24.25	-	62	0.00	0.00	0.00	-	73.50	-	20	-	4,300							
4,400	0.00	0.00	0.00	-	182.00	-	39	0.00	0.00	0.00	-	200.00	-	60	-	-	36.00	0.00	36.00	36.00	36.00	20	83	0.00	0.00	0.00	-	110.00	-	25	-	4,400							
4,500	0.00	0.00	0.00	-	120.00	-	103	0.00	0.00	0.00	-	147.00	-	21	-	-	0.00	0.00	0.00	-	87.00	-	53	0.00	0.00	0.00	-	158.00	-	41	-	4,500							
4,600	0.00	0.00	0.00	-	74.00	-	83	0.00	0.00	0.00	-	105.00	-	20	-	-	0.00	0.00	0.00	-	141.00	-	35	0.00	0.00	0.00	-	216.00	-	20	-	4,600							
4,700	52.50	55.00	52.50	55.00	55.00	6	66	0.00	0.00	0.00	-	73.00	-	20	-	-	170.00	55.00	170.00	170.00	170.00	20	20	0.00	0.00	0.00	-	283.00	-	80	-	4,700							
4,800	27.00	27.00	27.00	27.00	27.00	10	35	0.00	0.00	0.00	-	48.75	-	-	-	-	0.00	27.00	0.00	-	288.00	-	40	0.00	0.00	0.00	-	359.00	-	20	-	4,800							
4,900	0.00	0.00	0.00	-	10.75	-	20	0.00	0.00	0.00	-	31.75	-	-	-	-	0.00	0.00	0.00	-	377.00	-	-	0.00	0.00	0.00	-	441.00	-	-	-	4,900							
5,000	0.00	0.00	0.00	-	4.80	-	25	0.00	0.00	0.00	-	19.75	-	-	-	-	0.00	0.00	0.00	-	471.00	-	-	0.00	0.00	0.00	-	529.00	-	-	-	5,000							
5,100	0.00	0.00	0.00	-	2.00	-	-	0.00	0.00	0.00	-	12.00	-	-	-	-	0.00	0.00	0.00	-	568.00	-	-	0.00	0.00	0.00	-	621.00	-	-	-	5,100							
5,200	0.00	0.00	0.00	-	0.75	-	-	0.00	0.00	0.00	-	7.10	-	-	-	-	0.00	0.00	0.00	-	667.00	-	-	0.00	0.00	0.00	-	716.00	-	-	-	5,200							
Totals:						16	677						0	161	0	0						40	769					0	206	0	0								
Number of Trades:						4							0		0							2						0		0									

ALPHA SERVICES HOLD (CR)

(Contract Size: 100 Securities, Exercise Style: American, Physical Delivery)

Call Options														Put Options																																			
June 2025							#Error							Other Months		June 2025							#Error							Other Months		Exercise Price																	
Exercise Price	Open price	Price max	Price min	Last price	Closing price	Volume	Open Interest	Open price	Price max	Price min	Last price	Closing price	Volume	Open Interest	Volume	Open Interest	Open price	Price max	Price min	Last price	Closing price	Volume	Open Interest	Open price	Price max	Price min	Last price	Closing price	Volume	Open Interest	Volume		Open Interest																
0.950	0.000	0.000	0.000		1.85	-	-						-	-			0.000	0.000	0.000		0.002	-	-						-	-			0.010																
1.000	0.000	0.000	0.000		1.80	-	-						-	-			0.000	0.000	0.000		0.001	-	-						-	-			0.010																
1.100	0.000	0.000	0.000		1.70	-	-						-	-			0.000	0.000	0.000		0.001	-	-						-	-			0.011																
1.200	0.000	0.000	0.000		1.60	-	-						-	-			0.000	0.000	0.000		0.001	-	-						-	-			0.012																
1.300	0.000	0.000	0.000		1.50	-	-						-	-			0.000	0.000	0.000		0.001	-	-						-	-			0.013																
1.400	0.000	0.000	0.000		1.40	-	-						-	-			0.000	0.000	0.000		0.001	-	-						-	-			0.014																
1.500	0.000	0.000	0.000		1.30	-	-						-	-			0.000	0.000	0.000		0.001	-	-						-	-			0.015																
1.600	0.000	0.000	0.000		1.20	-	-						-	-			0.000	0.000	0.000		0.002	-	-						-	-			0.016																
1.700	0.000	0.000	0.000		1.10	-	-						-	-			0.000	0.000	0.000		0.001	-	-						-	-			0.017																
1.800	0.000	0.000	0.000		1.00	-	-						-	-			0.000	0.000	0.000		0.002	-	-						-	-			0.018																
1.900	0.000	0.000	0.000		0.902	-	-						-	-			0.000	0.000	0.000		0.001	-	-						-	-			0.019																
2.000	0.000	0.000	0.000		0.802	-	-						-	-			0.000	0.000	0.000		0.001	-	-						-	-			0.020																
2.200	0.000	0.000	0.000		0.603	-	-						-	-			0.000	0.000	0.000		0.001	-	-						-	-			0.022																
2.400	0.000	0.000	0.000		0.409	-	-						-	-			0.000	0.000	0.000		0.006	-	-						-	-			0.024																
2.600	0.000	0.000	0.000		0.237	-	-						-	-			0.000	0.000	0.000		0.034	-	-						-	-			0.026																
2.800	0.000	0.000	0.000		0.110	-	-						-	-			0.000	0.000	0.000		0.108	-	-						-	-			0.028																
3.000	0.000	0.000	0.000		0.042	-	-						-	-			0.000	0.000	0.000		0.239	-	-						-	-			0.030																
3.200	0.000	0.000	0.000		0.012	-	-						-	-			0.000	0.000	0.000		0.410	-	-						-	-			0.032																
3.400	0.000	0.000	0.000		0.003	-	-						-	-			0.000	0.000	0.000		0.601	-	-						-	-			0.034																
3.600	0.000	0.000	0.000		0.001	-	-						-	-			0.000	0.000	0.000		0.800	-	-						-	-			0.036																
Totals:						0	0															0	0																										
Number of Trades:																																		0	0.00														

NATIONAL BANK (CR)

(Contract Size: 100 Securities, Exercise Style: American, Physical Delivery)

Call Options														Put Options																		
June 2025							July 2025							Other Months		June 2025							July 2025							Other Months		Exercise Price
Open price	Price max	Price min	Last price	Closing price	Volume	Open Interest	Open price	Price max	Price min	Last price	Closing price	Volume	Open Interest	Volume	Open Interest	Open price	Price max	Price min	Last price	Closing price	Volume	Open Interest	Open price	Price max	Price min	Last price	Closing price	Volume	Open Interest	Volume	Open Interest	
4.800	0.000	0.000	0.000	5.69	-	-										0.000	0.000	0.000	0.001	-	-											0.048
5.200	0.000	0.000	0.000	5.30	-	-										0.000	0.000	0.000	0.001	-	-											0.052
5.600	0.000	0.000	0.000	4.90	-	-										0.000	0.000	0.000	0.001	-	-											0.056
6.000	0.000	0.000	0.000	4.50	-	-										0.000	0.000	0.000	0.001	-	-											0.060
6.400	0.000	0.000	0.000	4.10	-	-										0.000	0.000	0.000	0.001	-	-											0.064
6.800	0.000	0.000	0.000	3.70	-	-										0.000	0.000	0.000	0.001	-	-											0.068
7.200	0.000	0.000	0.000	3.30	-	-	0.000	0.000	0.000		3.31	-	-			0.000	0.000	0.000	0.001	-	-	0.000	0.000	0.000	0.001	-	-					0.072
7.600	0.000	0.000	0.000	2.90	-	-	0.000	0.000	0.000		2.91	-	-			0.000	0.000	0.000	0.003	-	-	0.000	0.000	0.000	0.003	-	-					0.076
8.000	0.000	0.000	0.000	2.50	-	-	0.000	0.000	0.000		2.52	-	-			0.000	0.000	0.000	0.001	-	-	0.000	0.000	0.000	0.009	-	-					0.080
8.400	0.000	0.000	0.000	2.10	-	-	0.000	0.000	0.000		2.14	-	-			0.000	0.000	0.000	0.003	-	-	0.000	0.000	0.000	0.024	-	-					0.084
8.800	0.000	0.000	0.000	1.71	-	-	0.000	0.000	0.000		1.77	-	-			0.000	0.000	0.000	0.011	-	-	0.000	0.000	0.000	0.056	-	-					0.088
9.200	0.000	0.000	0.000	1.33	-	-	0.000	0.000	0.000		1.43	-	-			0.000	0.000	0.000	0.035	-	-	0.000	0.000	0.000	0.112	-	-					0.092
9.600	0.000	0.000	0.000	0.989	-	22	0.000	0.000	0.000		1.12	-	-			0.000	0.000	0.000	0.089	-	-	0.000	0.000	0.000	0.202	-	-					0.096
10.000	0.000	0.000	0.000	0.690	-	-	0.000	0.000	0.000		0.846	-	-			0.000	0.000	0.000	0.190	-	-	0.000	0.000	0.000	0.331	-	-					0.100
11.000	0.000	0.000	0.000	0.207	-	-	0.000	0.000	0.000		0.368	-	-			0.000	0.000	0.000	0.707	-	-	0.000	0.000	0.000	0.853	-	-					0.110
12.000	0.000	0.000	0.000	0.038	-	-	0.000	0.000	0.000		0.131	-	-			0.000	0.000	0.000	1.54	-	-	0.000	0.000	0.000	1.62	-	-					0.120
13.000	0.000	0.000	0.000	0.004	-	-	0.000	0.000	0.000		0.039	-	-			0.000	0.000	0.000	2.51	-	-	0.000	0.000	0.000	2.53	-	-					0.130
14.000	0.000	0.000	0.000	0.001	-	-	0.000	0.000	0.000		0.010	-	-			0.000	0.000	0.000	3.51	-	-	0.000	0.000	0.000	3.51	-	-					0.140
15.000	0.000	0.000	0.000	0.001	-	-	0.000	0.000	0.000		0.002	-	-			0.000	0.000	0.000	4.51	-	-	0.000	0.000	0.000	4.51	-	-					0.150
16.000	0.000	0.000	0.000	0.001	-	-	0.000	0.000	0.000		0.001	-	-			0.000	0.000	0.000	5.51	-	-	0.000	0.000	0.000	5.51	-	-					0.160
Totals:					0	22					0	0	0	0	0							0	0									0
Number of Trades:					0						0	0	0	0	0							0.00									0	

OPAP (CR)

(Contract Size: 100 Securities, Exercise Style: American, Physical Delivery)

Call Options														Put Options																					
June 2025							July 2025							Other Months		June 2025							July 2025							Other Months		Exercise Price			
Open price	Price max	Price min	Last price	Closing price	Volume	Open Interest	Open price	Price max	Price min	Last price	Closing price	Volume	Open Interest	Volume	Open Interest	Open price	Price max	Price min	Last price	Closing price	Volume	Open Interest	Open price	Price max	Price min	Last price	Closing price	Volume	Open Interest	Volume	Open Interest				
9.600	0.000	0.000	0.000	9.35	-	-										0.000	0.000	0.000	0.001	-	-											0.096			
10.000	0.000	0.000	0.000	8.95	-	-										0.000	0.000	0.000	0.001	-	-											0.100			
11.000	0.000	0.000	0.000	7.95	-	-										0.000	0.000	0.000	0.001	-	-											0.110			
12.000	0.000	0.000	0.000	6.95	-	-										0.000	0.000	0.000	0.001	-	-											0.120			
13.000	0.000	0.000	0.000	5.95	-	-										0.000	0.000	0.000	0.003	-	-											0.130			
14.000	0.000	0.000	0.000	4.95	-	-	0.000	0.000	0.000		4.98	-	-			0.000	0.000	0.000	0.001	-	-	0.000	0.000	0.000	0.001	-	-					0.140			
15.000	0.000	0.000	0.000	3.95	-	-	0.000	0.000	0.000		3.98	-	-			0.000	0.000	0.000	0.002	-	-	0.000	0.000	0.000	0.001	-	-					0.150			
16.000	0.000	0.000	0.000	2.96	-	-	0.000	0.000	0.000		2.99	-	-			0.000	0.000	0.000	0.002	-	-	0.000	0.000	0.000	0.012	-	-					0.160			
17.000	0.000	0.000	0.000	1.96	-	-	0.000	0.000	0.000		2.06	-	-			0.000	0.000	0.000	0.002	-	-	0.000	0.000	0.000	0.073	-	-					0.170			
18.000	0.000	0.000	0.000	1.01	-	-	0.000	0.000	0.000		1.24	-	-			0.000	0.000	0.000	0.055	-	10	0.000	0.000	0.000	0.257	-	-					0.180			
19.000	0.000	0.000	0.000	0.330	-	5	0.000	0.000	0.000		0.643	-	-			0.000	0.000	0.000	0.372	-	100	0.000	0.000	0.000	0.658	-	-					0.190			
20.000	0.000	0.000	0.000	0.054	-	20	0.000	0.000	0.000		0.280	-	10			0.000	0.000	0.000	1.10	-	-	0.000	0.000	0.000	1.30	-	-					0.200			
22.000	0.000	0.000	0.000	0.014	-	-	0.000	0.000	0.000		0.030	-	-			0.000	0.000	0.000	3.06	-	-	0.000	0.000	0.000	3.07	-	-					0.220			
24.000	0.000	0.000	0.000	0.002	-	-	0.000	0.000	0.000		0.002	-	-			0.000	0.000	0.000	5.06	-	-	0.000	0.000	0.000	5.06	-	-					0.240			
26.000	0.000	0.000	0.000	0.002	-	-	0.000	0.000	0.000		0.001	-	-			0.000	0.000	0.000	7.06	-	-	0.000	0.000	0.000	7.06	-	-					0.260			
28.000	0.000	0.000	0.000	0.001	-	-	0.000	0.000	0.000		0.001	-	-			0.000	0.000	0.000	9.06	-	-	0.000	0.000	0.000	9.06	-	-					0.280			
30.000	0.000	0.000	0.000	0.001	-	-	0.000	0.000	0.000		0.001	-	-			0.000	0.000	0.000	11.06	-	-	0.000	0.000	0.000	11.06	-	-					0.300			
Totals:					0	25						0	10	0	0							0	110									0	81	0	0
Number of Trades:					0							0		0									0.00									0		0	

OTE (CR)

(Contract Size: 100 Securities, Exercise Style: American, Physical Delivery)

Exercise Price	Call Options													Put Options																			
	June 2025						July 2025						Other Months		June 2025						July 2025						Other Months		Exercise Price				
	Open price	Price max	Price min	Last price	Closing price	Volume	Open Interest	Open price	Price max	Price min	Last price	Closing price	Volume	Open Interest	Volume	Open Interest	Open price	Price max	Price min	Last price	Closing price	Volume	Open Interest	Open price	Price max	Price min	Last price	Closing price		Volume	Open Interest	Volume	Open Interest
9.200	0.000	0.000	0.000	8.14	-	-											0.000	0.000	0.000	0.001	-	-											
9.600	0.000	0.000	0.000	7.74	-	-											0.000	0.000	0.000	0.001	-	-											0.096
10.000	0.000	0.000	0.000	7.34	-	-											0.000	0.000	0.000	0.001	-	-											0.100
11.000	0.000	0.000	0.000	6.34	-	-	0.000	0.000	0.000		6.36	-	-				0.000	0.000	0.000	0.001	-	-	0.000	0.000	0.000	0.001	-	-					0.110
12.000	0.000	0.000	0.000	5.34	-	-	0.000	0.000	0.000		5.36	-	-				0.000	0.000	0.000	0.001	-	-	0.000	0.000	0.000	0.001	-	-					0.120
13.000	0.000	0.000	0.000	4.34	-	-	0.000	0.000	0.000		4.36	-	-				0.000	0.000	0.000	0.001	-	-	0.000	0.000	0.000	0.001	-	-					0.130
14.000	0.000	0.000	0.000	3.34	-	-	0.000	0.000	0.000		3.37	-	-				0.000	0.000	0.000	0.001	-	-	0.000	0.000	0.000	0.004	-	-					0.140
15.000	0.000	0.000	0.000	2.35	-	-	0.000	0.000	0.000		2.40	-	-				0.000	0.000	0.000	0.001	-	20	0.000	0.000	0.000	0.035	-	-					0.150
16.000	0.000	0.000	0.000	1.37	-	-	0.000	0.000	0.000		1.53	-	-				0.000	0.000	0.000	0.028	-	50	0.213	0.257	0.213	0.257	0.257	20	30				0.160
17.000	0.000	0.000	0.000	0.575	-	10	0.000	0.000	0.000		0.837	-	-				0.000	0.000	0.000	0.229	-	-	0.000	0.000	0.000	0.465	-	-					0.170
18.000	0.000	0.000	0.000	0.146	-	5	0.282	0.282	0.282	0.282	0.282	15	20				0.000	0.000	0.000	0.801	-	-	0.000	0.000	0.000	1.02	-	-					0.180
19.000	0.000	0.000	0.000	0.019	-	5	0.000	0.000	0.000		0.149	-	15				0.000	0.000	0.000	1.68	-	-	0.000	0.000	0.000	1.78	-	-					0.190
20.000	0.000	0.000	0.000	0.001	-	-	0.000	0.000	0.000		0.048	-	-				0.000	0.000	0.000	2.67	-	-	0.000	0.000	0.000	2.69	-	-					0.200
22.000	0.000	0.000	0.000	0.001	-	-	0.000	0.000	0.000		0.003	-	-				0.000	0.000	0.000	4.67	-	-	0.000	0.000	0.000	4.67	-	-					0.220
24.000	0.000	0.000	0.000	0.001	-	-	0.000	0.000	0.000		0.001	-	-				0.000	0.000	0.000	6.67	-	-	0.000	0.000	0.000	6.67	-	-					0.240
Totals:						0	20					15	35	0	0							0	70					20	90	0	0		
Number of Trades:							0						3		0								0.00					4		0			

PIRAEUS FINANCIAL HOLD (CR)

(Contract Size: 100 Securities, Exercise Style: American, Physical Delivery)

Call Options														Put Options																			
June 2025							July 2025							Other Months		June 2025							July 2025							Other Months		Exercise Price	
Open price	Price max	Price min	Last price	Closing price	Volume	Open Interest	Open price	Price max	Price min	Last price	Closing price	Volume	Open Interest	Volume	Open Interest	Open price	Price max	Price min	Last price	Closing price	Volume	Open Interest	Open price	Price max	Price min	Last price	Closing price	Volume	Open Interest	Volume	Open Interest		
2.400	0.000	0.000	0.000	3.25	-	-										0.000	0.000	0.000	0.001	-	-											0.024	
2.600	0.000	0.000	0.000	3.06	-	-										0.000	0.000	0.000	0.001	-	-											0.026	
2.800	0.000	0.000	0.000	2.87	-	-										0.000	0.000	0.000	0.002	-	-											0.028	
3.000	0.000	0.000	0.000	2.68	-	-										0.000	0.000	0.000	0.001	-	-											0.030	
3.200	0.000	0.000	0.000	2.49	-	-										0.000	0.000	0.000	0.001	-	-											0.032	
3.400	0.000	0.000	0.000	2.30	-	-	0.000	0.000	0.000		2.30	-	-			0.000	0.000	0.000	0.001	-	-	0.000	0.000	0.000	0.001	-	-					0.034	
3.600	0.000	0.000	0.000	2.11	-	-	0.000	0.000	0.000		2.11	-	-			0.000	0.000	0.000	0.001	-	-	0.000	0.000	0.000	0.001	-	-					0.036	
3.800	0.000	0.000	0.000	1.92	-	-	0.000	0.000	0.000		1.93	-	-			0.000	0.000	0.000	0.001	-	-	0.000	0.000	0.000	0.001	-	-					0.038	
4.000	0.000	0.000	0.000	1.73	-	-	0.000	0.000	0.000		1.74	-	-			0.000	0.000	0.000	0.001	-	-	0.000	0.000	0.000	0.001	-	-					0.040	
4.400	0.000	0.000	0.000	1.35	-	-	0.000	0.000	0.000		1.36	-	-			0.000	0.000	0.000	0.001	-	-	0.000	0.000	0.000	0.005	-	-					0.044	
4.800	0.000	0.000	0.000	0.974	-	-	0.000	0.000	0.000		1.00	-	-			0.000	0.000	0.000	0.002	-	-	0.000	0.000	0.000	0.025	-	-					0.048	
5.200	0.000	0.000	0.000	0.614	-	-	0.000	0.000	0.000		0.683	-	-			0.000	0.000	0.000	0.021	-	-	0.000	0.000	0.000	0.082	-	-					0.052	
5.600	0.000	0.000	0.000	0.316	-	-	0.000	0.000	0.000		0.422	-	-			0.000	0.000	0.000	0.102	-	-	0.000	0.000	0.000	0.201	-	-					0.056	
6.000	0.000	0.000	0.000	0.124	-	-	0.000	0.000	0.000		0.238	-	-			0.000	0.000	0.000	0.290	-	-	0.000	0.000	0.000	0.396	-	-					0.060	
6.400	0.000	0.000	0.000	0.037	-	-	0.000	0.000	0.000		0.122	-	-			0.000	0.000	0.000	0.582	-	-	0.000	0.000	0.000	0.660	-	-					0.064	
6.800	0.000	0.000	0.000	0.008	-	-	0.000	0.000	0.000		0.055	-	-			0.000	0.000	0.000	0.934	-	-	0.000	0.000	0.000	0.973	-	-					0.068	
7.200	0.000	0.000	0.000	0.001	-	-	0.000	0.000	0.000		0.024	-	-			0.000	0.000	0.000	1.31	-	-	0.000	0.000	0.000	1.32	-	-					0.072	
7.600	0.000	0.000	0.000	0.001	-	-	0.000	0.000	0.000		0.009	-	-			0.000	0.000	0.000	1.69	-	-	0.000	0.000	0.000	1.69	-	-					0.076	
8.000	0.000	0.000	0.000	0.001	-	-	0.000	0.000	0.000		0.003	-	-			0.000	0.000	0.000	2.07	-	-	0.000	0.000	0.000	2.07	-	-					0.080	
Totals:					0	0					0	0	0			0	0					0	0					0	0			0	0
Number of Trades:					0						0	0					0.00																0

PPC (CR)

(Contract Size: 100 Securities, Exercise Style: American, Physical Delivery)

Exercise Price	Call Options														Put Options																		
	June 2025							July 2025							Other Months		June 2025							July 2025							Other Months		Exercise Price
	Open price	Price max	Price min	Last price	Closing price	Volume	Open Interest	Open price	Price max	Price min	Last price	Closing price	Volume	Open Interest	Volume	Open Interest	Open price	Price max	Price min	Last price	Closing price	Volume	Open Interest	Open price	Price max	Price min	Last price	Closing price	Volume	Open Interest	Volume	Open Interest	
8.000	0.000	0.000	0.000	5.29	-	-											0.000	0.000	0.000	0.001	-	-											
8.400	0.000	0.000	0.000	4.89	-	-											0.000	0.000	0.000	0.001	-	-											0.084
8.800	0.000	0.000	0.000	4.49	-	-											0.000	0.000	0.000	0.002	-	-											0.088
9.200	0.000	0.000	0.000	4.09	-	-	0.000	0.000	0.000		4.10	-	-				0.000	0.000	0.000	0.001	-	-	0.000	0.000	0.000	0.001	-	-					0.092
9.600	0.000	0.000	0.000	3.69	-	-	0.000	0.000	0.000		3.70	-	-				0.000	0.000	0.000	0.001	-	-	0.000	0.000	0.000	0.001	-	-					0.096
10.000	0.000	0.000	0.000	3.29	-	-	0.000	0.000	0.000		3.31	-	-				0.000	0.000	0.000	0.001	-	-	0.000	0.000	0.000	0.001	-	-					0.100
11.000	0.000	0.000	0.000	2.29	-	-	0.000	0.000	0.000		2.33	-	-				0.000	0.000	0.000	0.002	-	-	0.000	0.000	0.000	0.019	-	-					0.110
12.000	0.000	0.000	0.000	1.31	-	-	0.000	0.000	0.000		1.43	-	-				0.000	0.000	0.000	0.020	-	-	0.000	0.000	0.000	0.121	-	-					0.120
13.000	0.000	0.000	0.000	0.504	-	-	0.000	0.000	0.000		0.734	-	-				0.000	0.000	0.000	0.212	-	5	0.000	0.000	0.000	0.423	-	-					0.130
14.000	0.000	0.000	0.000	0.104	-	55	0.000	0.000	0.000		0.305	-	7				0.000	0.000	0.000	0.813	-	-	0.000	0.000	0.000	0.994	-	-					0.140
15.000	0.000	0.000	0.000	0.011	-	-	0.000	0.000	0.000		0.099	-	-				0.000	0.000	0.000	1.72	-	-	0.000	0.000	0.000	1.79	-	-					0.150
16.000	0.000	0.000	0.000	0.002	-	-	0.000	0.000	0.000		0.027	-	-				0.000	0.000	0.000	2.72	-	-	0.000	0.000	0.000	2.73	-	-					0.160
17.000	0.000	0.000	0.000	0.001	-	-	0.000	0.000	0.000		0.006	-	-				0.000	0.000	0.000	3.72	-	-	0.000	0.000	0.000	3.72	-	-					0.170
18.000	0.000	0.000	0.000	0.001	-	-	0.000	0.000	0.000		0.001	-	-				0.000	0.000	0.000	4.72	-	-	0.000	0.000	0.000	4.72	-	-					0.180
19.000	0.000	0.000	0.000	0.001	-	-	0.000	0.000	0.000		0.001	-	-				0.000	0.000	0.000	5.72	-	-	0.000	0.000	0.000	5.72	-	-					0.190
Totals:						0	55				0	7	0	0			0	5				0	8	0	0								
Number of Trades:						0					0		0				0.00						0										

Lending Products	Underlying Title	Multilateral Transactions[1]					Bilateral Transactions[2]		Stock Borrowing through OTC (volume)[3]
		Open Interest[5]	Volume(Offered)	Average Weighted	Transactions volume	Average Weighted	Transactions Volume	Average Weighted	Transactions Volume
ADMIEBOR	ADMIE (IPTO) HOLDING S.A. (CR)	---	---	---	---	---	5,000	0.01%	243,453
AEGNBOR	AEGEAN AIRLINES (CR)	---	---	---	---	---	---	---	446,385
AKTRBOR	AKTOR S.A. HOLDING CO. (CR)	---	---	---	---	---	---	---	1,493,436
AETFBOR	ALPHA ETF FTSE Athex Large Cap	---	---	---	---	---	14,000	1.00%	---
ALPHABOR	ALPHA SERVICES HOLD (CR)	---	---	---	---	---	---	---	72,254,031
AIABOR	ATHENS INTL AIRPORT (CR)	18,100	---	---	---	---	---	---	235,832
ACAGBOR	AUSTRIACARD (CB)	---	---	---	---	---	---	---	---
OTOELBOR	AUTOHELLAS SA (CR)	1,696	---	---	---	---	---	---	41,658
AVAXBOR	AVAX S.A. (CR)	---	---	---	---	---	---	---	100
BOCHGRBOR	BANK OF CYPRUS (CR)	616	---	---	---	---	---	---	5,122
EEEBOR	CC HBC AG (CR)	2,078	---	---	---	---	---	---	109,605
CENERBOR	CENERGY HOLDINGS (CB)	---	---	---	---	---	---	---	422,437
DIMANDBOR	DIMAND (CR)	---	---	---	---	---	---	---	7,676
ELLAKTORBOR	ELLAKTOR (CR)	---	---	---	---	---	---	---	163,324
ELHABOR	ELVALHALCOR (CR)	700	---	---	---	---	---	---	111,773
EUROBBOR	EUROBANK HOLDINGS (CR)	10,000	---	---	---	---	18,000	1.50%	91,691,621
EYDAPBOR	EYDAP S.A. (CR)	---	---	---	---	---	---	---	206,533
FOYRKBOR	FOURLIS (CR)	---	---	---	---	---	---	---	15,590
GEKTERNABOR	GEK TERNA (CR)	---	---	---	---	---	---	---	523,403
SARBOR	GR. SARANTIS S.A. (CR)	300	---	---	---	---	---	---	14,717
EXAEBOR	HELLENIC EXCHANGES-A.S.E. (CR)	12,000	---	---	---	---	---	---	223,785
ELPEBOR	HELLENIQ ENERGY (CR)	---	---	---	---	---	---	---	1,885,905
INTEKBOR	IDEAL HOLDINGS (CR)	---	---	---	---	---	---	---	35,651
INTRKBOR	INTRACOM HOLDINGS (CR)	---	---	---	---	---	---	---	36,000
INLOTBOR	INTRALOT (CR)	---	---	---	---	---	---	---	329,364
BELABOR	JUMBO SA (CR)	15,900	---	---	---	---	---	---	215,208
KRIBOR	KRI-KRI S.A. (CR)	2,650	---	---	---	---	---	---	14,902
LAMDABOR	LAMDA DEVELOPMENT SA (CR)	---	---	---	---	---	---	---	223,498
LAVIBOR	LAVIPHARM SA (CR)	---	---	---	---	---	---	---	20,500
MYTILBOR	METLEN ENERGY & METALS (CR)	500	---	---	---	---	---	---	786,552
MIGBOR	MIG (CR)	541	---	---	---	---	---	---	39,913

## Stock Lending Notes

[1] - Multilateral contracts Lending or Borrowing as per Methods 8-1, 8-2 and 8-3-3 (According to ATHEX BoD Resolution No.17)

[2] - Bilateral Contracts Lending or Borrowing as per Methods 8-3-1 and 8-3-2 & Contracts as per Method 4 (According to ATHEX BoD Resolution No.20)

[3] - The information concerning OTC Stock Borrowing Transactions is based on the statements of the Dematerialised Securities System (DSS) operators involved and refers to volumes that have been registered up until the previous working day.

[4] - Average Price (Volume weighted)

[5] - The Data concerning Open Interest before the start of trading session

Lending Products	Underlying Title	Open Interest[5]	Multilateral Transactions[1]				Bilateral Transactions[2]		Stock Borrowing through OTC (volume)[3]	
			Volume(Offered)	Average Weighted	Transactions volume	Average Weighted	Transactions Volume	Average Weighted	Transactions Volume	
MOHBOR	MOTOR OIL (CR)	2,000	---	---	---	---	---	---	799,919	
ETEBOR	NATIONAL BANK (CR)	46,000	---	---	---	---	---	---	16,489,492	
NOVALBOR	NOVAL PROPERTY REIC (CR)	---	---	---	---	---	---	---	---	
OPAPBOR	OPAP (CR)	9,949	---	---	---	---	---	---	1,900,553	
OPTIMABOR	OPTIMA BANK (CR)	1,000	---	---	---	---	---	---	230,878	
HTOBOR	OTE (CR)	---	---	---	---	---	---	---	1,735,853	
PPABOR	P.P.A. S.A. (CR)	4,500	---	---	---	---	---	---	663,816	
TPEIRBOR	PIRAEUS FINANCIAL HOLD (CR)	114,556	---	---	---	---	---	---	13,156,160	
PPCBOR	PPC (CR)	---	---	---	---	---	---	---	3,064,870	
PROFBOR	PROFILE SA (CR)	---	---	---	---	---	---	---	7,100	
QUESTBOR	QUEST HOLDINGS (CR)	1,391	---	---	---	---	---	---	931	
OLYMPBOR	TECHNICAL OLYMPIC SA (CR)	---	---	---	---	---	---	---	---	
PLATBOR	THRACE PLASTICS SA (CR)	---	---	---	---	---	---	---	1,596	
TITCBOR	TITAN (CB)	---	---	---	---	---	---	---	86,154	
VIORBOR	VIOTALCO SA/IV (CB)	---	---	---	---	---	---	---	---	

## Stock Lending Notes

[1] - Multilateral contracts Lending or Borrowing as per Methods 8-1, 8-2 and 8-3-3 (According to ATHEX BoD Resolution No.17)

[2] - Bilateral Contracts Lending or Borrowing as per Methods 8-3-1 and 8-3-2 & Contracts as per Method 4 (According to ATHEX BoD Resolution No.20)

[3] - The information concerning OTC Stock Borrowing Transactions is based on the statements of the Dematerialised Securities System (DSS) operators involved and refers to volumes that have been registered up until the previous working day.

[4] - Average Price (Volume weighted)

[5] - The Data concerning Open Interest before the start of trading session

## Sectors codification for listed companies

12003-	ETF	10101010	Computer Services
10101015	Software	10102030	Computer Hardware
15101010	Telecommunications Equipment	15102015	Telecommunications Services
20101010	Health Care Facilities	20101025	Health Care Services
20102010	Medical Equipment	20103015	Pharmaceuticals
30101010	Banks	30202000	Diversified Financial Services
30202010	Asset Managers & Custodians	30202015	Investment Services
30204000	Closed End Investments	30302010	Full Line Insurance
30302015	Insurance Brokers	30302025	Property and Casualty Insurance
35101010	Real Estate Holding and Development	35101015	Real Estate Services
35102000	Diversified REITs	35102030	Office REITs
35102045	Retail REITs.	40201040	Rental & Leasing Services: Consumer
40202010	Home Construction	40202015	Household Furnishings
40202020	Household Appliance	40203040	Electronic Entertainment
40204020	Clothing & Accessories	40301010	Entertainment
40301030	Publishing	40301035	Radio & TV Broadcasters
40401010	Diversified Retailers	40401020	Apparel Retailers
40401025	Home Improvement Retailers	40401030	Specialty Retailers
40501010	Airlines	40501015	Travel & Tourism
40501020	Casinos & Gambling	40501025	Hotels & Motels
45101015	Distillers & Vintners	45101020	Soft Drinks
45102010	Farming Fishing Ranching & Plantations	45102020	Food Products
45103010	Tobacco	45201010	Food Retailers & Wholesalers
45201020	Personal Products	50101010	Construction
50101020	Building Roof/Wallboard and Plumbing	50101030	Cement
50101035	Building Materials: Other	50202010	Electrical Components
50203015	Plastics	50203030	Containers & Packaging
50204000	Machinery: Industrial	50204020	Machinery: Construction & Handling
50205010	Industrial Suppliers	50205020	Back Office Support HR & Consulting
50205030	Forms & Bulk Printing Services	50206015	Commercial Vehicles & Parts
50206030	Marine Transportation	50206060	Transportation Services
55101000	Diversified Materials	55101020	Textile Products
55102000	General Mining	55102010	Iron & Steel
55102015	Metal Fabricating	55102035	Aluminum
60101020	Oil Refining and Marketing	65101010	Alternative Electricity
65101015	Conventional Electricity	65102000	Multi-Utilities
65102030	Water		

# ATHEXGROUP

Athens Exchange Group

Λεωφ. Αθηνών 110 | 104 42 Αθήνα  
110 Athinon Ave | 104 42 Athens GR  
T +30 210 3366 800  
[www.athexgroup.gr](http://www.athexgroup.gr)