

25

ΕΝΑΛΛΑΚΤΙΚΗ ΑΓΟΡΑ  
Ημερήσιο Δελτίο Συναλλακτικής  
Δραστηριότητας

---

ALTERNATIVE MARKET  
Daily Official List  
of Trading Activity



**Disclaimer:**

Hellenic Exchanges – Athens Stock Exchange S.A. (HELEX), endeavors to ensure that the data and other material ("Information") presented on the Daily Official List of the Alternative Market (ena) are accurate and complete, but it is not liable for any errors or omissions of data or /and for the accuracy, credibility, updating and completeness of the aforesaid information nor it has any liability arising directly or indirectly from the use of the above Information.

All contents of the Daily Official List of the Alternative Market (ENA) are provided only for information purposes and do not constitute investment advice or solicitation to invest in securities or other products listed for trading on HELEX.

You acknowledge and agree that HELEX is the owner of any property rights related to any Information appearing on the Daily Official List of the Alternative Market (ENA) including intellectual property rights copyright, trademarks, etc.

The above data are a property of the Hellenic Exchanges – Athens Stock Exchange S.A. and are copyright protected. Users are forbidden to reproduce, modify, copy, sale, transmit or redistribute, by all reproduction means and methods, part or the whole of the above data, without reference to their source.

---

**Hellenic Exchanges - Athens Stock Exchange S.A.**

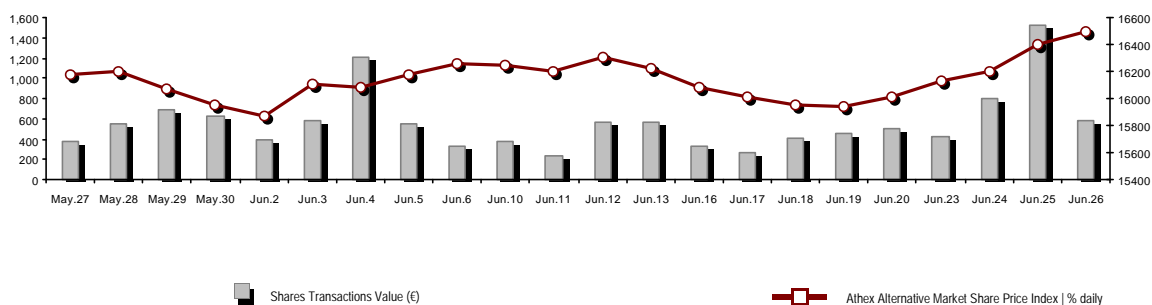
110 Athinon Ave., 10442 Athens, Tel: (210) 33.66.800, Fax: (210) 32.13.938

[www.athexgroup.gr](http://www.athexgroup.gr)

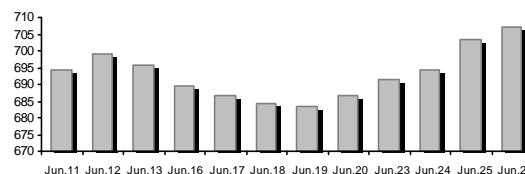
---

Summary of Market

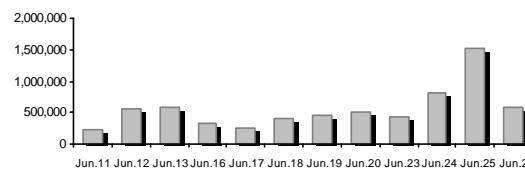
Athex Alternative Market Share Price Index vs Shares Transactions Value



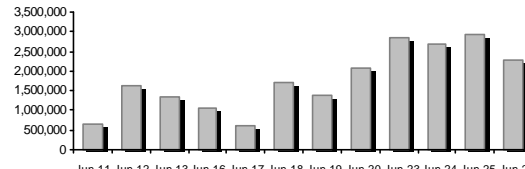
Total Transactions Value (€):	572,550.07	Athex Capitalisation (€)	
Athex Capitalisation (€):	706,944,474.72		
Daily change: €   %	3,763,608.31	0.54%	
Yearly Avg Capitalisation: €   % chng prev year Avg	653,871,650.62	14.12%	
Athex Alternative Market Share Price Index   % daily chng	16,488.70	0.54%	
Athex Alternative Market Share Price Index Capitalisation (€)	706,944,474.72		
Daily change (€)	3,763,608.31		



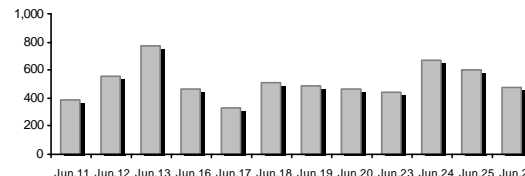
Shares Transactions Value (€)	572,550.07	Value of Transactions (€)	
Daily change: €   %	-948,103.83	-62.35%	
YTD Avg Trans. Value: €   % chng prev year Avg	646,376.06	-31.88%	
Blocks of Shares Transactions Value (€)	0.00		
Bonds Transactions Value (thou. €)	9.95		



Shares Transactions Volume (pieces)	2,274,295.00	Volume of Transactions	
Daily change: pieces   %	-651,697.00	-22.27%	
YTD Avg Volume: pieces   % chng prev year Avg	1,992,227.57	-47.18%	
Blocks of Shares Transactions Volume (pieces)	0.00		
Bonds Transactions Volume	10,000		



Shares Trades Number	476	Number of Trades	
Daily change: number   %	-123	-20.53%	
YTD Avg Derivatives Trades number   % chng prev year Avg	576	-30.40%	
Number of Blocks of Shares	0		
Number of Bonds Transactions	1		



Daily Fluctuation of Athex Alternative Market Price Index



### Athex Indices

Index name	26/06/2025	25/06/2025	pts.	%	Min	Max	Year min	Year max	Year change
ATHEX Alternative Market Price Index	16,488.70 #	16,400.92	87.78	0.54%	16,355.23	16,492.37	13,631.97	16,492.37	9.22% #

Top 10 best & worst performing Shares

With positive Price change	Closing price	change	With negative Price change	Closing price	change
OPTRONICS TECHNOLOGIES (CR)	2.90	6.62% #	FOODLINK S.A. (CR)	0.564	-1.05% €
SUNRISEMEZZ (CR)	0.197	1.75% #	GALAXY COSMOS MEZZ (CR)	0.498	-0.30% €
CAIRO MEZZ (CR)	0.420	1.21% #			
REAL CONSULTING (CR)	5.16	1.18% #			
SOFTWeb (CR)	1.86	0.54% #			
ONYX TOURISTIKI S.A. (CR)	1.70	0.00% -			
PHOENIX VEGA (CR)	0.069	0.00% -			
DOPPLER (CR)	0.406	0.00% -			

With the highest Transactions Value	Value (thou. €)	change	With the highest Transactions Volume	Volume	change
CAIRO MEZZ (CR)	222.03	1.21% #	PHOENIX VEGA (CR)	1,503,617	0.00% -
REAL CONSULTING (CR)	105.07	1.18% #	CAIRO MEZZ (CR)	529,996	1.21% #
PHOENIX VEGA (CR)	103.82	0.00% -	SUNRISEMEZZ (CR)	82,835	1.75% #
ONYX TOURISTIKI S.A. (CR)	66.40	0.00% -	GALAXY COSMOS MEZZ (CR)	70,172	-0.30% €
GALAXY COSMOS MEZZ (CR)	35.12	-0.30% €	ONYX TOURISTIKI S.A. (CR)	39,129	0.00% -
SUNRISEMEZZ (CR)	16.17	1.75% #	FOODLINK S.A. (CR)	20,742	-1.05% €
FOODLINK S.A. (CR)	11.73	-1.05% €	REAL CONSULTING (CR)	20,560	1.18% #
SOFTWeb (CR)	10.41	0.54% #	SOFTWeb (CR)	5,600	0.54% #
OPTRONICS TECHNOLOGIES (CR)	1.32	6.62% #	DOPPLER (CR)	1,187	0.00% -
DOPPLER (CR)	0.48	0.00% -	OPTRONICS TECHNOLOGIES (CR)	457	6.62% #

Number of Listed Shares	Nominal Value	Dividends [1]			Date of Last Coupon		Note	Shares	Closing price	% change	Previous closing price/date	Open price	Price min	Price max	Last price	Avg price	Last Bid [7]	Last Ask [7]	P/E after tax	Year	Volume	Trades	Transactions Value	Company Mkt Value (€) [3,5]	Year low high	Year Sector[4]
		2022	2023	2024	Dividend [2]	Right																				
309,096,827	0.100	---	---	---	29/09/2020	---	CAIRO MEZZ (CR)	0.420	1.21 P	0.415 25/06/2025	0.415	0.415	0.424	0.420	0.419	11655@0.420	20000@0.422	---	2024	529,996	124	222,033.20	129,820.670.341	0.449 30202010		
12,481,290	0.040	---	---	---	19/08/2008 14/06/2024	---	DOPPLER (CR)	0.406	---	0.406 25/06/2025	0.400	0.400	0.412	0.406	0.406	6500@0.400	135@0.410	---	---	1,187	8	481.33	5,067.400.352	0.655 50204000		
3,120,000	0.100	---	---	---	10/08/2023	---	DOTSOFT (CR)	18.30	---	18.30 24/06/2025	---	---	---	---	---	398@18.30	100@20.00	---	2024	---	---	---	57,096.0014.20	18.30 10101010		
14,791,000	0.360	---	---	---	05/05/2010 12/05/2008	---	EUROXX (CR)	4.70	---	4.70 04/06/2025	---	---	---	---	---	500@5.00	---	---	2024	---	---	---	69,517.70 4.32	4.70 30202015		
33,352,551	0.100	---	---	---	12/06/2012 25/08/2023	---	FOODLINK S.A. (CR)	0.564	-1.05 E	0.570 25/06/2025	0.574	0.560	0.574	0.568	0.565	3650@0.560	2430@0.568	---	---	20,742	21	11,725.45	18,810.840.402	0.600 50205010		
86,941,164	0.074	---	---	---	09/12/2024	---	GALAXY COSMOS MEZZ (CR)	0.498	-0.30 E	0.499 25/06/2025	0.499	0.492	0.508	0.498	0.500	6817@0.498	464@0.500	---	2024	70,172	92	35,118.83	43,253.230.439	0.668 30202010		
7,300,000	0.500	0.0387	0.0499	---	26/08/2024 28/02/2008	---	MEDITERRA (CR)	1.47	---	1.47 25/06/2025	---	---	---	---	---	800@1.33	880@1.42	---	2024	---	---	---	10,731.00 1.25	1.55 45102020		
68,926,799	0.240	---	---	---	07/07/2023	---	ONYX TOURISTIKI S.A. (CR)	1.70	---	1.70 25/06/2025	1.71	1.68	1.71	1.70	1.70	1300@1.69	5110@1.70	---	---	39,129	70	66,400.80	117,175.560.925	1.71 40401020		
3,333,500	0.300	---	---	---	13/07/2020 09/12/2008	---	OPTRONICS TECHNOLOGIES (CR)	2.90	6.62 P	2.72 25/06/2025	2.90	2.80	2.90	2.90	2.89	50@2.80	2263@2.90	---	2024	457	6	1,321.90	9,667.15 1.35	2.90 10102015		
1,250,367,229	0.008	---	---	---	0064 24/06/2025 27/11/2024	---	PHOENIX VEGA (CR)	0.069	---	0.069 25/06/2025	0.070	0.069	0.070	0.069	0.069	19000@0.069	35000@0.070	---	2024	1,503,617	66	103,822.39	86,275.340.061	0.084 30202010		
21,500,000	0.400	0.03	0.04	---	29/08/2024 06/08/2021	---	REAL CONSULTING (CR)	5.16	1.18 P	5.10 25/06/2025	5.12	5.00	5.16	5.16	5.11	200@5.02	3343@5.16	---	---	20,560	61	105,066.64	110,940.00 3.28	5.16 10101010		
5,130,000	0.120	---	---	---	23/07/2024	---	SOFTWeb (CR)	1.86	0.54 P	1.85 25/06/2025	1.86	1.86	1.86	1.86	1.86	100@1.81	4300@1.85	---	---	5,600	5	10,412.45	9,541.80 1.52	2.00 10101015		
178,623,895	0.031	---	---	---	27/11/2024	---	SUNRISEMEZZ (CR)	0.197	1.75 P	0.194 25/06/2025	0.191	0.191	0.198	0.198	0.195	5000@0.193	1110@0.198	---	2024	82,835	23	16,167.08	35,224.630.183	0.279 30202010		
857,210	1.05	---	---	---	08/06/2010 12/03/2010	---	VIDAVO (CR)	4.46	---	4.46 24/06/2025	---	---	---	---	---	---	---	---	---	2024	---	---	---	3,823.16 2.80	5.60 20101025	

---

**Shares' Notes**

---

Code	Note text
( )	- Adjusted dividends.
*	- Last adjusted closing price.
[1]	- Net dividends.
[2]	- The "Date of Last Coupon" for New listings refers to the date company's stocks started to trade in Athex
[3]	- The Company Market Value is referred to the number of listed shares
[4]	- Sectors codification can be found in Appendix A
[5]	- The Market Value refers to the total number of shares listed (including their several classes) in the exchange by the company.
[6]	- P/E greater than 100
[7]	- Last view of the Order Book before the end of the trading session

---

---

## Blocks Data

---

Stocks	Block Volume	Price	Block Trade Value	Time of approval	Note
--------	--------------	-------	-------------------	------------------	------

---

No Blocks Transactions.

---

---

## Blocks Notes

---

2 - SPOT 1 or SPOT 2 Packet	11 - Total Assets > 500 bil
3 - Block with Short Selling	12 - Sell Offer through Athex
4 - Buy to Close Block	13 - Forced Sale of NMOE
6 - Simultaneous Constitution	14 - Restoration Packet
7 - Repurchase Agreement	15 - Market Maker Packet
8 - Dispersion's Achievement (Not Listed)	16 - Short Selling
9 - Dispersion's Achievement (Listed)	18 - SPOT 1 Packet
10 - Share Capital Majority of Greek State (> 50 bil)	20 - Method 6-1 Packet

**Rights Data**

Occured date	Exercise from	Exercise until	Trading until	<b>Rights</b>	Price min	Price max	Closing price	Last Bid	Last Ask	Volume	Trades	Transactions Value
--------------	---------------	----------------	---------------	---------------	-----------	-----------	---------------	----------	----------	--------	--------	--------------------

No Rights Transactions.

**Non Convertible Corporate Bonds - Alternative Market**

Num Listed Bonds	Nominal price	Issue price	Today's Rate	Exp. Date	Duration (years)	Note	Coupon attached		Trading	Non Convertible Corporate Bonds -	Accrued Int.	Yield.T.Mat	Price min	Price max	Closing price	Previous closing price/date	Volume	Transactions Value	Last order		Year min	Year max		
							Common	Preferred											Price	Buy / Sell			Date	
4,075	1,000.00	1,000.00	4.50	22/12/2026	5	---	8	---	1	R ENERGY 1 S.A. (Non Convertible)	0.8750	4.2430	99.4000	99.4000	99.4000	99.4000	24/06/2025	10,000	9,948.75	98.0000	B	26/06/2025	97.7203	100.7000
6,500	441.00	1,000.00	5.50	22/12/2025	8	---	16	---	1	DELTA TECHNIKH S.A. (Non Convertible)	0.4716	3.8760	---	---	---	100.0000	17/06/2025	---	---	98.0600	B	26/06/2025	100.0000	102.0000

**Corporate Bonds Notes**

Transactions Volume = (Pieces) \* (Nominal Price). Transactions Value = (Pieces) \* (Nominal Price) \* (price %) + (Accrued interest).

The price of a Bond is stated as a percentage (%) of Bond's Nominal Price.

Nominal Price in Euros (€), except if it is noted differently.

# ATHEXGROUP

Athens Exchange Group

Λεωφ. Αθηνών 110 | 104 42 Αθήνα  
110 Athinon Ave | 104 42 Athens GR  
T +30 210 3366 800  
[www.athexgroup.gr](http://www.athexgroup.gr)