

25

ΕΝΑΛΛΑΚΤΙΚΗ ΑΓΟΡΑ  
Ημερήσιο Δελτίο Συναλλακτικής  
Δραστηριότητας

ALTERNATIVE MARKET  
Daily Official List  
of Trading Activity



**Disclaimer:**

Hellenic Exchanges – Athens Stock Exchange S.A. (HELEX), endeavors to ensure that the data and other material ("Information") presented on the Daily Official List of the Alternative Market (ena) are accurate and complete, but it is not liable for any errors or omissions of data or /and for the accuracy, credibility, updating and completeness of the aforesaid information nor it has any liability arising directly or indirectly from the use of the above Information.

All contents of the Daily Official List of the Alternative Market (ENA) are provided only for information purposes and do not constitute investment advice or solicitation to invest in securities or other products listed for trading on HELEX.

You acknowledge and agree that HELEX is the owner of any property rights related to any Information appearing on the Daily Official List of the Alternative Market (ENA) including intellectual property rights copyright, trademarks, etc.

The above data are a property of the Hellenic Exchanges – Athens Stock Exchange S.A. and are copyright protected. Users are forbidden to reproduce, modify, copy, sale, transmit or redistribute, by all reproduction means and methods, part or the whole of the above data, without reference to their source.

---

**Hellenic Exchanges - Athens Stock Exchange S.A.**

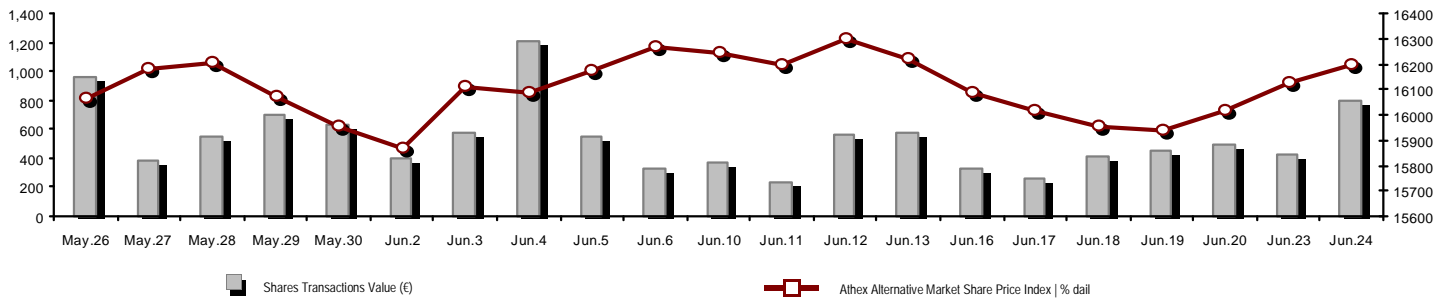
110 Athinon Ave., 10442 Athens, Tel: (210) 33.66.800, Fax: (210) 32.13.938

[www.athexgroup.gr](http://www.athexgroup.gr)

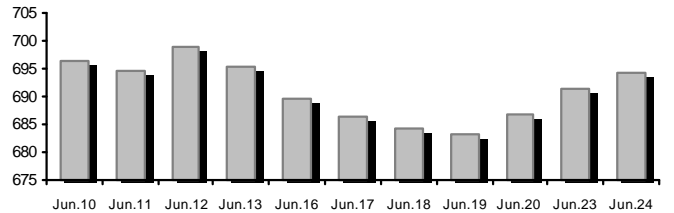
---

Summary of Market

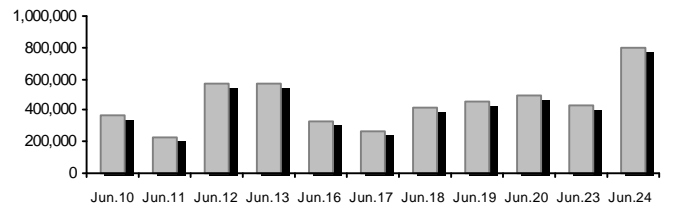
Athex Alternative Market Share Price Index vs Shares Transactions Value



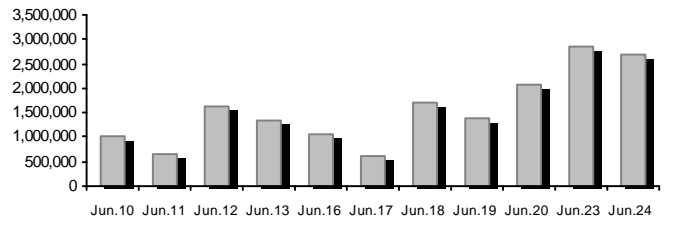
Total Transactions Value (€):	801,216.24	Athex Capitalisation (€)	
Athex Capitalisation (€):	694,418,221.56		
Daily change: €   %	3,053,303.72	0.44%	
Yearly Avg Capitalisation: €   % chng prev year Avg	652,996,590.45	12.10%	
Athex Alternative Market Share Price Index   % daily chng	16,196.54	0.44%	
Athex Alternative Market Share Price Index Capitalisation (€)	694,418,221.56		
Daily change (€)	3,053,303.72		



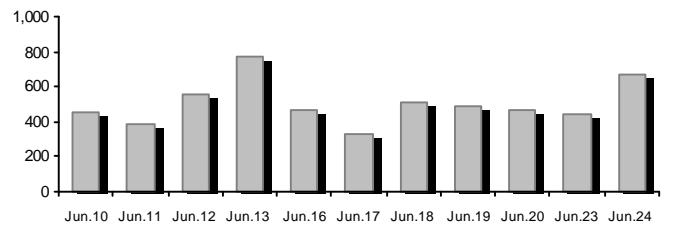
Shares Transactions Value (€)	801,216.24	Value of Transactions (€)	
Daily change: €   %	372,986.57	87.10%	
YTD Avg Trans. Value: €   % chng prev year Avg	639,534.59	-32.60%	
Blocks of Shares Transactions Value (€)	0.00		
Bonds Transactions Value (thou. €)	4.97		



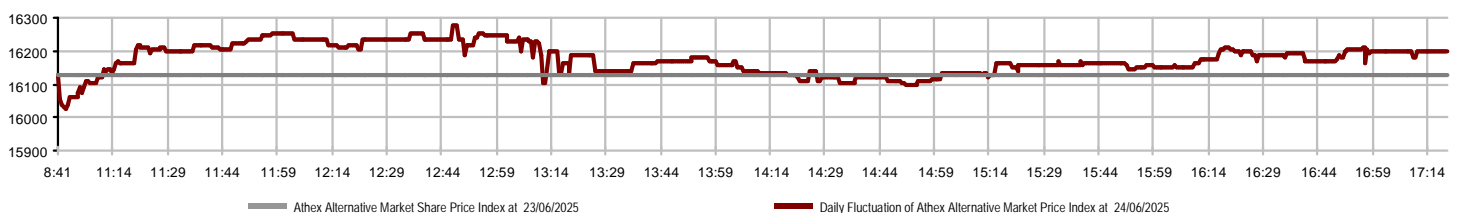
Shares Transactions Volume (pieces)	2,700,560.00	Volume of Transactions	
Daily change: pieces   %	-157,079.00	-5.50%	
YTD Avg Volume: pieces   % chng prev year Avg	1,981,835.85	-47.45%	
Blocks of Shares Transactions Volume (pieces)	0.00		
Bonds Transactions Volume	5,000		



Shares Trades Number	670	Number of Trades	
Daily change: number   %	222	49.55%	
YTD Avg Derivatives Trades number   % chng prev year Avg	577	-30.32%	
Number of Blocks of Shares	0		
Number of Bonds Transactions	1		



Daily Fluctuation of Athex Alternative Market Price Index



### Athex Indices

Index name	24/06/2025	23/06/2025	pts.	%	Min	Max	Year min	Year max	Year change
ATHEX Alternative Market Price Index	16,196.54 #	16,125.33	71.21	0.44%	16,025.63	16,274.49	13,631.97	16,315.32	7.28% #

Top 10 best & worst performing Shares

With positive Price change	Closing price	change	With negative Price change	Closing price	change
DOPPLER (CR)	0.392	9.50% #	OPTRONICS TECHNOLOGIES (CR)	2.64	-4.35% €
DOTSOFT (CR)	18.30	4.57% #	PHOENIX VEGA (CR)	0.070	-2.78% €
FOODLINK S.A. (CR)	0.558	3.33% #	SOFTWeb (CR)	1.83	-1.35% €
GALAXY COSMOS MEZZ (CR)	0.493	1.65% #			
ONYX TOURISTIKI S.A. (CR)	1.66	1.53% #			
SUNRISEMEZZ (CR)	0.192	0.42% #			
REAL CONSULTING (CR)	5.00	0.00% -			
CAIRO MEZZ (CR)	0.406	0.00% -			
VIDAVO (CR)	4.46	0.00% -			

With the highest Transactions Value	Value (thou. €)	change	With the highest Transactions Volume	Volume	change
ONYX TOURISTIKI S.A. (CR)	318.17	1.53% #	PHOENIX VEGA (CR)	1,692,550	-2.78% €
CAIRO MEZZ (CR)	209.86	0.00% -	CAIRO MEZZ (CR)	507,576	0.00% -
PHOENIX VEGA (CR)	118.24	-2.78% €	ONYX TOURISTIKI S.A. (CR)	194,260	1.53% #
GALAXY COSMOS MEZZ (CR)	49.79	1.65% #	SUNRISEMEZZ (CR)	157,372	0.42% #
SUNRISEMEZZ (CR)	30.48	0.42% #	GALAXY COSMOS MEZZ (CR)	100,505	1.65% #
REAL CONSULTING (CR)	22.26	0.00% -	FOODLINK S.A. (CR)	27,210	3.33% #
DOTSOFT (CR)	18.09	4.57% #	DOPPLER (CR)	9,690	9.50% #
FOODLINK S.A. (CR)	15.22	3.33% #	REAL CONSULTING (CR)	4,466	0.00% -
OPTRONICS TECHNOLOGIES (CR)	10.74	-4.35% €	OPTRONICS TECHNOLOGIES (CR)	3,981	-4.35% €
DOPPLER (CR)	3.76	9.50% #	SOFTWeb (CR)	1,550	-1.35% €

Number of Listed Shares	Nominal Value	Dividends [1]			Date of Last Coupon		Note	Shares	Closing price	% change	Previous closing price/date	Open price	Price min	Price max	Last price	Avg price	Last Bid [7]	Last Ask [7]	P/E after tax	Year	Volume	Trades	Transactions Value	Company Mkt Value (€) [3,5]	Year low	Year high	Sector[4]		
		2022	2023	2024	Dividend [2]	Right																							
309,096,827	0.100	---	---	---	29/09/2020	---	CAIRO MEZZ (CR)	0.406	---	↘	0.406	23/06/2025	0.412	0.406	0.422	0.406	0.413	57363@0.406	1003@0.410	---	2024	507,576	127	209,856.71	125,493.310.341	0.449	30202010		
12,481,290	0.040	---	---	---	19/08/2008	14/06/2024	---	DOPPLER (CR)	0.392	9.50	#	0.358	23/06/2025	0.370	0.370	0.392	0.392	0.388	3450@0.372	---	---	---	9,690	22	3,763.77	4,892.670.352	0.655	50204000	
3,120,000	0.100	---	---	---	10/08/2023	---	---	DOTSOFT (CR)	18.30	4.57	#	17.50	14/05/2025	18.00	18.00	18.30	18.30	18.09	408@18.20	100@19.00	---	2024	1,000	4	18,090.00	57,096.0014.20	18.30	10101010	
14,791,000	0.360	---	---	---	05/05/2010	12/05/2008	---	EUROXX (CR)	4.70	---	↘	4.70	04/06/2025	---	---	---	---	---	245@4.70	---	---	2024	---	---	---	69,517.70	4.32	4.70	30202015
33,352,551	0.100	---	---	---	12/06/2012	25/08/2023	---	FOODLINK S.A. (CR)	0.558	3.33	#	0.540	23/06/2025	0.566	0.558	0.566	0.558	0.559	1000@0.546	4330@0.558	---	---	27,210	17	15,218.40	18,610.720.402	0.600	50205010	
86,941,164	0.074	---	---	---	09/12/2024	---	---	GALAXY COSMOS MEZZ (CR)	0.493	1.65	#	0.485	23/06/2025	0.500	0.490	0.500	0.490	0.495	2971@0.490	3600@0.497	---	2024	100,505	100	49,789.70	42,861.990.439	0.668	30202010	
7,300,000	0.500	0.0387	0.0499	---	26/08/2024	28/02/2008	---	MEDITERRA (CR)	1.40	---	↘	1.40	20/06/2025	---	---	---	---	---	150@1.31	330@1.44	---	2024	---	---	---	10,220.00	1.25	1.55	45102020
68,926,799	0.240	---	---	---	07/07/2023	---	---	ONYX TOURISTIKI S.A. (CR)	1.66	1.53	#	1.64	23/06/2025	1.64	1.62	1.67	1.66	1.64	520@1.63	1082@1.66	---	---	194,260	164	318,170.42	114,418.490.925	1.67	40401020	
3,333,500	0.300	---	---	---	13/07/2020	09/12/2008	---	OPTRONICS TECHNOLOGIES (CR)	2.64	-4.35	€	2.76	23/06/2025	2.70	2.64	2.70	2.64	2.70	200@2.54	700@2.70	---	2024	3,981	10	10,736.82	8,800.44	1.35	2.88	10102015
1,250,367,229	0.008	---	---	0.0064	24/06/2025	27/11/2024	---	PHOENIX VEGA (CR)	0.070	-2.78	€	0.072	23/06/2025	0.070	0.069	0.071	0.070	0.070	2000@0.070	2500@0.070	---	2024	1,692,550	158	118,242.38	87,525.710.061	0.084	30202010	
21,500,000	0.400	0.03	0.04	---	29/08/2024	06/08/2021	---	REAL CONSULTING (CR)	5.00	---	↘	5.00	23/06/2025	5.00	4.94	5.00	5.00	4.98	200@4.95	547@5.00	---	---	4,466	23	22,259.70	107,500.00	3.28	5.00	10101010
5,130,000	0.120	---	---	---	23/07/2024	---	---	SOFTWeb (CR)	1.83	-1.35	€	1.85	23/06/2025	1.87	1.81	1.87	1.85	1.82	300@1.79	1020@1.86	---	---	1,550	13	2,827.58	9,362.25	1.52	2.00	10101015
178,623,895	0.031	---	---	---	27/11/2024	---	---	SUNRISEMEZZ (CR)	0.192	0.42	#	0.191	23/06/2025	0.190	0.190	0.197	0.192	0.194	2399@0.192	8159@0.195	---	2024	157,372	30	30,476.76	34,295.790.183	0.279	30202010	
857,210	1.05	---	---	---	08/06/2010	12/03/2010	---	VIDAVO (CR)	4.46	---	↘	4.46	18/06/2025	4.46	4.46	4.46	4.46	4.46	170@4.46	---	---	2024	400	2	1,784.00	3,823.16	2.80	5.60	20101025

---

**Shares' Notes**

---

Code	Note text
( )	- Adjusted dividends.
*	- Last adjusted closing price.
[1]	- Net dividends.
[2]	- The "Date of Last Coupon" for New listings refers to the date company's stocks started to trade in Athex
[3]	- The Company Market Value is referred to the number of listed shares
[4]	- Sectors codification can be found in Appendix A
[5]	- The Market Value refers to the total number of shares listed (including their several classes) in the exchange by the company.
[6]	- P/E greater than 100
[7]	- Last view of the Order Book before the end of the trading session

---

## Blocks Data

Stocks	Block Volume	Price	Block Trade Value	Time of approval	Note
--------	--------------	-------	-------------------	------------------	------

No Blocks Transactions.

## Blocks Notes

- |   |                               |
|---|-------------------------------|
| 2 - SPOT 1 or SPOT 2 Packet                           | 11 - Total Assets > 500 bil   |
| 3 - Block with Short Selling                          | 12 - Sell Offer through Athex |
| 4 - Buy to Close Block                                | 13 - Forced Sale of NMOE      |
| 6 - Simultaneous Constitution                         | 14 - Restoration Packet       |
| 7 - Repurchase Agreement                              | 15 - Market Maker Packet      |
| 8 - Dispersion's Achievement (Not Listed)             | 16 - Short Selling            |
| 9 - Dispersion's Achievement (Listed)                 | 18 - SPOT 1 Packet            |
| 10 - Share Capital Majority of Greek State (> 50 bil) | 20 - Method 6-1 Packet        |

**Rights Data**

Occured date	Exercise from	Exercise until	Trading until	<b>Rights</b>	Price min	Price max	Closing price	Last Bid	Last Ask	Volume	Trades	Transactions Value
--------------	---------------	----------------	---------------	---------------	-----------	-----------	---------------	----------	----------	--------	--------	--------------------

No Rights Transactions.

**Non Convertible Corporate Bonds - Alternative Market**

Num Listed Bonds	Nominal price	Issue price	Today's Rate	Exp. Date	Duration (years)	Note	Coupon attached		Trading	Non Convertible Corporate Bonds -	Accrued Int.	Yield.T.Mat	Price min	Price max	Closing price	Previous closing price/date	Volume	Transactions Value	Last order			Year min	Year max
							Common	Preferred											Price	Buy / Sell	Date		
4,075	1,000.00	1,000.00	4.50	22/12/2026	5	---	8	---	1	R ENERGY 1 S.A. (Non Convertible)	0.3750	4.2420	99.4000	99.4000	99.4000	98.2820 17/06/2025	5,000	4,971.88	97.5019	B	24/06/2025	97.7203	100.7000
6,500	441.00	1,000.00	5.50	22/12/2025	8	---	16	---	1	DELTA TECHNIKH S.A. (Non Convertible)	0.2021	3.8770	---	---	---	100.0000 17/06/2025	---	---	100.0001	B	24/06/2025	100.0000	102.0000

**Corporate Bonds Notes**

Transactions Volume = (Pieces) \* (Nominal Price). Transactions Value = (Pieces) \* (Nominal Price) \* (price %) + (Accrued interest).

The price of a Bond is stated as a percentage (%) of Bond's Nominal Price.

Nominal Price in Euros (€), except if it is noted differently.

# ATHEXGROUP

Athens Exchange Group

Λεωφ. Αθηνών 110 | 104 42 Αθήνα  
110 Athinon Ave | 104 42 Athens GR  
T +30 210 3366 800  
[www.athexgroup.gr](http://www.athexgroup.gr)