

25

ΕΝΑΛΛΑΚΤΙΚΗ ΑΓΟΡΑ
Ημερήσιο Δελτίο Συναλλακτικής
Δραστηριότητας

ALTERNATIVE MARKET
Daily Official List
of Trading Activity



Disclaimer:

Hellenic Exchanges – Athens Stock Exchange S.A. (HELEX), endeavors to ensure that the data and other material ("Information") presented on the Daily Official List of the Alternative Market (ena) are accurate and complete, but it is not liable for any errors or omissions of data or /and for the accuracy, credibility, updating and completeness of the aforesaid information nor it has any liability arising directly or indirectly from the use of the above Information.

All contents of the Daily Official List of the Alternative Market (ENA) are provided only for information purposes and do not constitute investment advice or solicitation to invest in securities or other products listed for trading on HELEX.

You acknowledge and agree that HELEX is the owner of any property rights related to any Information appearing on the Daily Official List of the Alternative Market (ENA) including intellectual property rights copyright, trademarks, etc.

The above data are a property of the Hellenic Exchanges – Athens Stock Exchange S.A. and are copyright protected. Users are forbidden to reproduce, modify, copy, sale, transmit or redistribute, by all reproduction means and methods, part or the whole of the above data, without reference to their source.

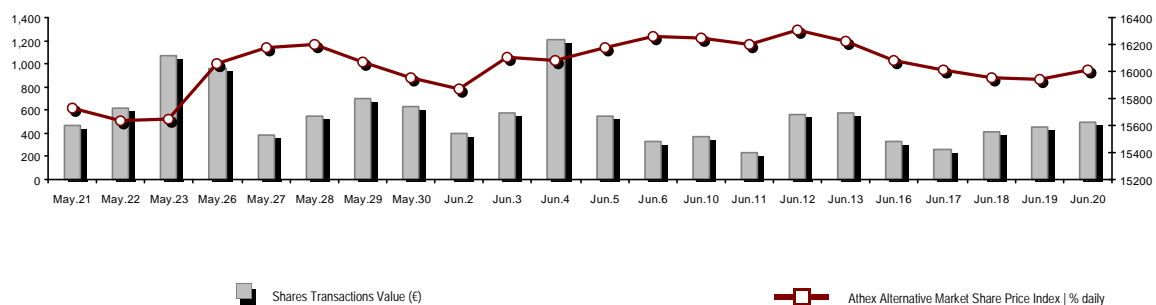
Hellenic Exchanges - Athens Stock Exchange S.A.

110 Athinon Ave., 10442 Athens, Tel: (210) 33.66.800, Fax: (210) 32.13.938

www.athexgroup.gr

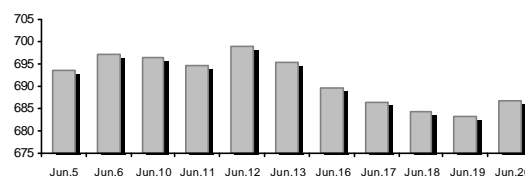
Summary of Market

Athex Alternative Market Share Price Index vs Shares Transactions Value



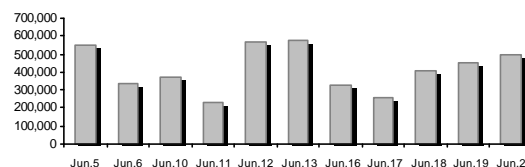
Total Transactions Value (€):	495,330.66	Athex Capitalisation (€)	
-------------------------------	------------	--------------------------	--

Athex Capitalisation (€):	686,649,619.31		
Daily change: € %	3,407,255.29	0.50%	
Yearly Avg Capitalisation: € % chng prev year Avg	652,302,764.73	10.84%	
Athex Alternative Market Share Price Index % daily chng	16,015.35	0.50%	
Athex Alternative Market Share Price Index Capitalisation (€)	686,649,619.31		
Daily change (€)	3,407,255.29		



Shares Transactions Value (€)	495,330.66	Value of Transactions (€)	
-------------------------------	------------	---------------------------	--

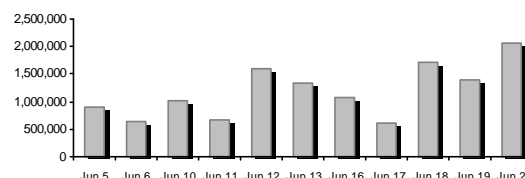
Daily change: € %	42,881.72	9.48%
YTD Avg Trans. Value: € % chng prev year Avg	639,966.10	-32.56%
Blocks of Shares Transactions Value (€)	0.00	



Bonds Transactions Value (thou. €)	0.00
------------------------------------	------

Shares Transactions Volume (pieces)	2,076,483.00	Volume of Transactions	
-------------------------------------	--------------	------------------------	--

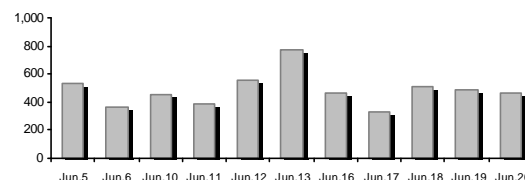
Daily change: pieces %	675,225.00	48.19%
YTD Avg Volume: pieces % chng prev year Avg	1,967,970.39	-47.82%
Blocks of Shares Transactions Volume (pieces)	0.00	



Bonds Transactions Volume	0
---------------------------	---

Shares Trades Number	465	Number of Trades	
----------------------	-----	------------------	--

Daily change: number %	-20	-4.12%
YTD Avg Derivatives Trades number % chng prev year Avg	577	-30.29%
Number of Blocks of Shares	0	



Number of Bonds Transactions	0
------------------------------	---

Daily Fluctuation of Athex Alternative Market Price Index



Athex Indices

Index name	20/06/2025	19/06/2025	pts.	%	Min	Max	Year min	Year max	Year change
ATHEX Alternative Market Price Index	16,015.35 #	15,935.88	79.47	0.50%	15,897.28	16,049.04	13,631.97	16,315.32	6.08% #

Top 10 best & worst performing Shares

With positive Price change	Closing price	change	With negative Price change	Closing price	change
GALAXY COSMOS MEZZ (CR)	0.494	2.92% #	DOPPLER (CR)	0.380	-8.21% Ⓔ
SOFTWeb (CR)	1.85	2.21% #	FOODLINK S.A. (CR)	0.542	-1.46% Ⓔ
CAIRO MEZZ (CR)	0.397	1.28% #			
PHOENIX VEGA (CR)	0.072	0.84% #			
ONYX TOURISTIKI S.A. (CR)	1.64	0.31% #			
SUNRISEMEZZ (CR)	0.191	0.10% #			
REAL CONSULTING (CR)	4.85	0.00% -			
MEDITERRA (CR)	1.40	0.00% -			

With the highest Transactions Value	Value (thou. €)	change	With the highest Transactions Volume	Volume	change
CAIRO MEZZ (CR)	292.60	1.28% #	PHOENIX VEGA (CR)	1,211,650	0.84% #
PHOENIX VEGA (CR)	86.37	0.84% #	CAIRO MEZZ (CR)	737,141	1.28% #
ONYX TOURISTIKI S.A. (CR)	37.80	0.31% #	DOPPLER (CR)	33,938	-8.21% Ⓔ
REAL CONSULTING (CR)	35.09	0.00% -	GALAXY COSMOS MEZZ (CR)	32,421	2.92% #
GALAXY COSMOS MEZZ (CR)	15.94	2.92% #	ONYX TOURISTIKI S.A. (CR)	23,220	0.31% #
DOPPLER (CR)	13.04	-8.21% Ⓔ	FOODLINK S.A. (CR)	15,100	-1.46% Ⓔ
FOODLINK S.A. (CR)	8.14	-1.46% Ⓔ	SUNRISEMEZZ (CR)	13,642	0.10% #
SOFTWeb (CR)	3.62	2.21% #	REAL CONSULTING (CR)	7,299	0.00% -
SUNRISEMEZZ (CR)	2.60	0.10% #	SOFTWeb (CR)	1,972	2.21% #
MEDITERRA (CR)	0.14	0.00% -	MEDITERRA (CR)	100	0.00% -

Number of Listed Shares	Nominal Value	Dividends [1]			Date of Last Coupon		Note	Shares	Closing price	% change	Previous closing price/date	Open price	Price min	Price max	Last price	Avg price	Last Bid [7]	Last Ask [7]	P/E after tax	Year	Volume	Trades	Transactions Value	Company Mkt Value (€) [3,5]	Year low high	Sector[4]
		2022	2023	2024	Dividend [2]	Right																				
309,096,827	0.100	---	---	---	29/09/2020	---	CAIRO MEZZ (CR)	0.397	1.28 P	0.392 19/06/2025	0.392	0.391	0.400	0.397	0.397	117856@0.397	500@0.400	---	2024	737,141	135	292,595.77	122,711.440.341	0.449 30202010		
12,481,290	0.040	---	---	---	19/08/2008 14/06/2024	---	DOPPLER (CR)	0.380	-8.21 E	0.414 19/06/2025	0.386	0.374	0.400	0.380	0.384	---	1000@0.398	---	---	33,938	57	13,036.61	4,742.890.374	0.655 50204000		
3,120,000	0.100	---	---	---	10/08/2023	---	DOTSOFT (CR)	17.50	---	17.50 14/05/2025	---	---	---	---	---	298@18.00	---	---	2024	---	---	---	54,600.0014.20	17.50 10101010		
14,791,000	0.360	---	---	---	05/05/2010 12/05/2008	---	EUROXX (CR)	4.70	---	4.70 04/06/2025	---	---	---	---	---	245@4.72	---	---	2024	---	---	---	69,517.70 4.32	4.70 30202015		
33,352,551	0.100	---	---	---	12/06/2012 25/08/2023	---	FOODLINK S.A. (CR)	0.542	-1.46 E	0.550 19/06/2025	0.554	0.532	0.554	0.538	0.539	660@0.538	1100@0.554	---	---	15,100	13	8,141.56	18,077.080.402	0.600 50205010		
86,941,164	0.074	---	---	---	09/12/2024	---	GALAXY COSMOS MEZZ (CR)	0.494	2.92 P	0.480 19/06/2025	0.480	0.480	0.500	0.494	0.492	800@0.483	2990@0.493	---	2024	32,421	48	15,935.07	42,948.940.439	0.668 30202010		
7,300,000	0.500	0.0387	0.0499	---	26/08/2024 28/02/2008	---	MEDITERRA (CR)	1.40	---	1.40 05/06/2025	1.43	1.43	1.44	1.44	1.44	475@1.28	330@1.44	---	2024	100	2	143.70	10,220.00 1.25	1.55 45102020		
68,926,799	0.240	---	---	---	07/07/2023	---	ONYX TOURISTIKI S.A. (CR)	1.64	0.31 P	1.63 19/06/2025	1.64	1.61	1.64	1.64	1.63	450@1.61	2600@1.64	---	---	23,220	48	37,799.30	112,695.320.925	1.66 40401020		
3,333,500	0.300	---	---	---	13/07/2020 09/12/2008	---	OPTRONICS TECHNOLOGIES (CR)	2.88	---	2.88 02/06/2025	---	---	---	---	---	---	50@2.90	---	2024	---	---	---	9,600.48 1.35	2.88 10102015		
1,250,367,229	0.008	---	---	---	27/11/2024	---	PHOENIX VEGA (CR)	0.072	0.84 P	0.071 19/06/2025	0.073	0.071	0.073	0.072	0.071	11760@0.071	37598@0.072	---	2024	1,211,650	73	86,373.76	89,901.400.061	0.084 30202010		
21,500,000	0.400	0.03	0.04	---	29/08/2024 06/08/2021	---	REAL CONSULTING (CR)	4.85	---	4.85 19/06/2025	4.74	4.73	4.85	4.85	4.81	283@4.73	166@4.85	---	---	7,299	53	35,090.71	104,275.00 3.28	4.98 10101010		
5,130,000	0.120	---	---	---	23/07/2024	---	SOFTWeb (CR)	1.85	2.21 P	1.81 19/06/2025	1.90	1.77	1.90	1.87	1.83	120@1.82	400@1.85	---	---	1,972	29	3,615.00	9,490.50 1.52	2.00 10101015		
178,623,895	0.031	---	---	---	27/11/2024	---	SUNRISEMEZZ (CR)	0.191	0.10 P	0.190 19/06/2025	0.190	0.190	0.194	0.190	0.191	5500@0.191	5343@0.194	---	2024	13,642	7	2,599.18	34,045.710.185	0.279 30202010		
857,210	1.05	---	---	---	08/06/2010 12/03/2010	---	VIDAVO (CR)	4.46	---	4.46 18/06/2025	---	---	---	---	---	---	---	---	2024	---	---	---	3,823.16 2.80	5.60 20101025		

Shares' Notes

Code	Note text
()	- Adjusted dividends.
*	- Last adjusted closing price.
[1]	- Net dividends.
[2]	- The "Date of Last Coupon" for New listings refers to the date company's stocks started to trade in Athex
[3]	- The Company Market Value is referred to the number of listed shares
[4]	- Sectors codification can be found in Appendix A
[5]	- The Market Value refers to the total number of shares listed (including their several classes) in the exchange by the company.
[6]	- P/E greater than 100
[7]	- Last view of the Order Book before the end of the trading session

Blocks Data

Stocks	Block Volume	Price	Block Trade Value	Time of approval	Note
--------	--------------	-------	-------------------	------------------	------

No Blocks Transactions.

Blocks Notes

2 - SPOT 1 or SPOT 2 Packet	11 - Total Assets > 500 bil
3 - Block with Short Selling	12 - Sell Offer through Athex
4 - Buy to Close Block	13 - Forced Sale of NMOE
6 - Simultaneous Constitution	14 - Restoration Packet
7 - Repurchase Agreement	15 - Market Maker Packet
8 - Dispersion's Achievement (Not Listed)	16 - Short Selling
9 - Dispersion's Achievement (Listed)	18 - SPOT 1 Packet
10 - Share Capital Majority of Greek State (> 50 bil)	20 - Method 6-1 Packet

Rights Data

Occured date	Exercise from	Exercise until	Trading until	Rights	Price min	Price max	Closing price	Last Bid	Last Ask	Volume	Trades	Transactions Value
--------------	---------------	----------------	---------------	---------------	-----------	-----------	---------------	----------	----------	--------	--------	--------------------

No Rights Transactions.

Non Convertible Corporate Bonds - Alternative Market

Num Listed Bonds	Nominal price	Issue price	Today's Rate	Exp. Date	Duration (years)	Note	Coupon attached		Trading	Non Convertible Corporate Bonds -	Accrued Int.	Yield.T.Mat	Price min	Price max	Closing price	Previous closing price/date		Volume	Transactions Value	Last order				
							Common	Preferred								Price	Buy / Sell			Date	Year min	Year max		
4,075	1,000.00	1,000.00	4.50	22/12/2026	5	---	7	---	1	R ENERGY 1 S.A. (Non Convertible)	---	4.9240	---	---	---	98.2820	17/06/2025	---	---	98.0000	B	20/06/2025	97.7203	100.7000
6,500	441.00	1,000.00	5.50	22/12/2025	8	---	15	---	1	DELTA TECHNIKH S.A. (Non Convertible)	---	3.8780	---	---	---	100.0000	17/06/2025	---	---	98.1510	B	20/06/2025	100.0000	102.0000

Corporate Bonds Notes

Transactions Volume = (Pieces) * (Nominal Price). Transactions Value = (Pieces) * (Nominal Price) * (price %) + (Accrued interest).

The price of a Bond is stated as a percentage (%) of Bond's Nominal Price.

Nominal Price in Euros (€), except if it is noted differently.

ATHEXGROUP

Athens Exchange Group

Λεωφ. Αθηνών 110 | 104 42 Αθήνα
110 Athinon Ave | 104 42 Athens GR
T +30 210 3366 800
www.athexgroup.gr