

25

ΕΝΑΛΛΑΚΤΙΚΗ ΑΓΟΡΑ  
Ημερήσιο Δελτίο Συναλλακτικής  
Δραστηριότητας

---

ALTERNATIVE MARKET  
Daily Official List  
of Trading Activity



**Disclaimer:**

Hellenic Exchanges – Athens Stock Exchange S.A. (HELEX), endeavors to ensure that the data and other material ("Information") presented on the Daily Official List of the Alternative Market (ena) are accurate and complete, but it is not liable for any errors or omissions of data or /and for the accuracy, credibility, updating and completeness of the aforesaid information nor it has any liability arising directly or indirectly from the use of the above Information.

All contents of the Daily Official List of the Alternative Market (ENA) are provided only for information purposes and do not constitute investment advice or solicitation to invest in securities or other products listed for trading on HELEX.

You acknowledge and agree that HELEX is the owner of any property rights related to any Information appearing on the Daily Official List of the Alternative Market (ENA) including intellectual property rights copyright, trademarks, etc.

The above data are a property of the Hellenic Exchanges – Athens Stock Exchange S.A. and are copyright protected. Users are forbidden to reproduce, modify, copy, sale, transmit or redistribute, by all reproduction means and methods, part or the whole of the above data, without reference to their source.

---

**Hellenic Exchanges - Athens Stock Exchange S.A.**

110 Athinon Ave., 10442 Athens, Tel: (210) 33.66.800, Fax: (210) 32.13.938

[www.athexgroup.gr](http://www.athexgroup.gr)

---

## Table of Contents

---

### Section 1: Trading Session Statistical Data

Summary of Market

Athex Indices

Analytic Figures for Athex Market's Boards and Categories

### Section 2: Shares Transactions Data

Shares Transactions Data

Shares' Notes

### Section 3: Shares Other Transactions Data

Blocks Data

Rights Data

### Section 4: Bonds Transactions Data

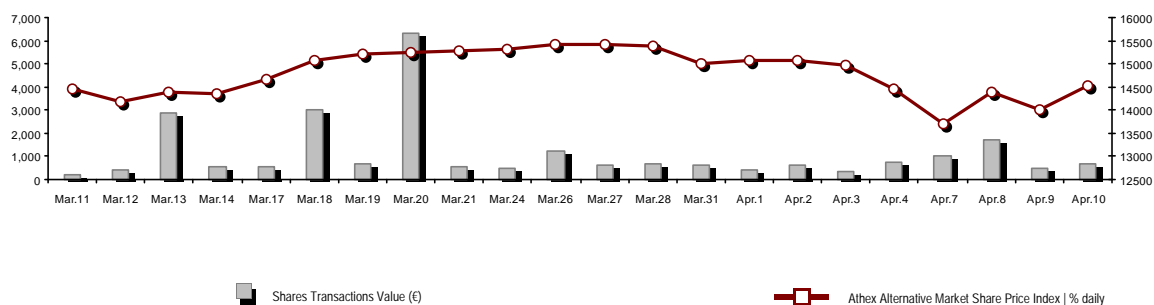
Non Convertible Corporate Bonds - Alternative Market

Section codification follows the corresponding from the Greek version of Daily Official List for reference purposes.

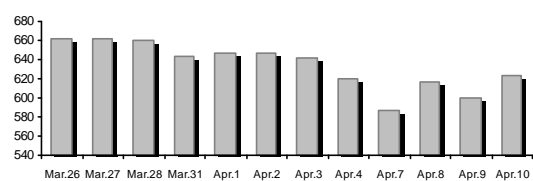
---

Summary of Market

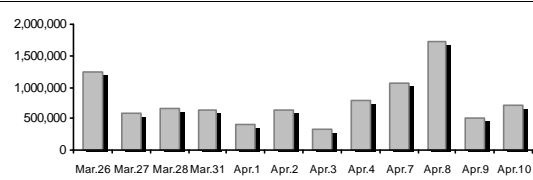
Athex Alternative Market Share Price Index vs Shares Transactions Value



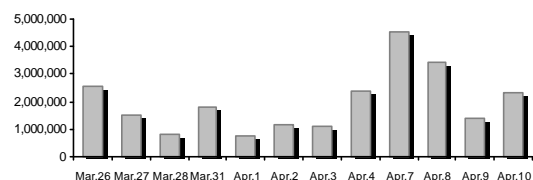
Total Transactions Value (€):	705,716.30	Athex Capitalisation (€)	
Athex Capitalisation (€):	623,431,903.22		
Daily change: €   %	23,312,161.33 3.88%		
Yearly Avg Capitalisation: €   % chng prev year Avg	641,654,414.88 0.64%		
Athex Alternative Market Share Price Index   % daily chng	14,540.86 3.88%		
Athex Alternative Market Share Price Index Capitalisation (€)	623,431,903.22		
Daily change (€)	23,312,161.33		



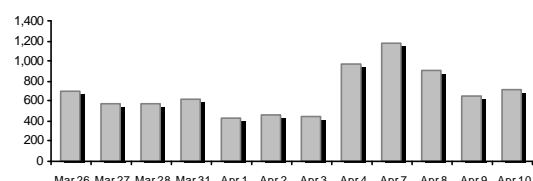
Shares Transactions Value (€)	705,716.30	Value of Transactions (€)	
Daily change: €   %	206,702.12 41.42%		
YTD Avg Trans. Value: €   % chng prev year Avg	731,159.10 -22.95%		
Blocks of Shares Transactions Value (€)	0.00		
Bonds Transactions Value (thou. €)	8.03		



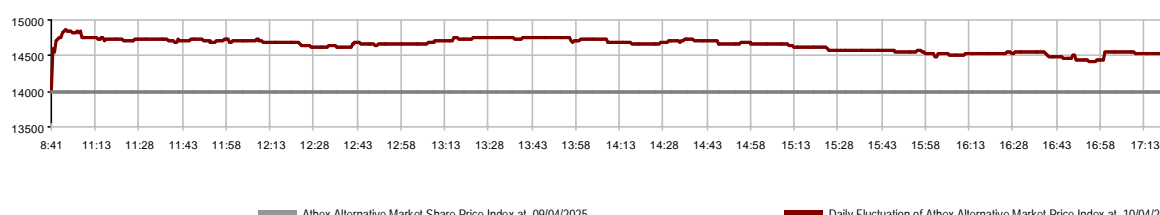
Shares Transactions Volume (pieces)	2,354,542.00	Volume of Transactions	
Daily change: pieces   %	953,626.00 68.07%		
YTD Avg Volume: pieces   % chng prev year Avg	2,218,968.62 -41.17%		
Blocks of Shares Transactions Volume (pieces)	0.00		
Bonds Transactions Volume	8,000		



Shares Trades Number	722	Number of Trades	
Daily change: number   %	74 11.42%		
YTD Avg Derivatives Trades number   % chng prev year Avg	594 -28.26%		
Number of Blocks of Shares	0		
Number of Bonds Transactions	1		



Daily Fluctuation of Athex Alternative Market Price Index



### Athex Indices

Index name	10/04/2025	09/04/2025	pts.	%	Min	Max	Year min	Year max	Year change
ATHEX Alternative Market Price Index	14,540.86 #	13,997.13	543.73	3.88%	13,997.13	14,874.35	13,631.97	15,518.17	-3.69% €

### Analytic Figures for Athex Market's Boards and Categories

		Total Traded Shares
Totals		11
	Gain / Lose / Same:	8 / 2 / 1
Athex Capitalisation (€)		623,431,903.22
Daily Average Transactions Value (€)		731,159.10
Shares Transactions Value (€)		705,716.30
	Main Board:	705,716.30
	Blocks Board:	0.00
	Forced Sales Board:	0.00
	Special Terms Board:	0.00
Daily Average Transactions Volume		2,218,969
Transactions Volume		2,354,542
	Main Board:	2,354,542
	Blocks Board:	0
	Forced Sales Board:	0
	Special Terms Board:	0
Daily Average Number of Trades		594
Number of Trades		722
	Main Board:	722
	Blocks Board:	0
	Forced Sales Board:	0
	Special Terms Board:	0

### Trading Details by Sector

Code	Sectors	Gain / Lose / Same	Number of Trades	Transactions Volume	Transactions Value	% of Total Trans. Value
3020	- Financial Services	4 / 0 / 0	439	2,224,129	352,361.16	49.93%
4510	- Food Beverage & Tobacco	0 / 0 / 1	2	201	285.42	0.04%
2010	- Health Care	0 / 0 / 0	---	---	---	---
5020	- Industrial Goods & Services	1 / 1 / 0	14	18,792	8,903.28	1.26%
4040	- Retail	1 / 0 / 0	72	34,851	40,862.00	5.79%
1010	- Technology	2 / 1 / 0	195	76,569	303,304.44	42.98%

Top 10 best & worst performing Shares

With positive Price change	Closing price	change	With negative Price change	Closing price	change
GALAXY COSMOS MEZZ (CR)	0.533	7.46% #	DOPPLER (CR)	0.525	-9.48% €
REAL CONSULTING (CR)	4.25	6.78% #	SOFTWeb (CR)	1.65	-0.90% €
DOTSOFT (CR)	17.00	6.25% #			
SUNRISEMEZZ (CR)	0.207	6.01% #			
PHOENIX VEGA (CR)	0.068	4.01% #			
ONYX TOURISTIKI S.A. (CR)	1.19	3.95% #			
CAIRO MEZZ (CR)	0.365	2.82% #			
FOODLINK S.A. (CR)	0.453	2.72% #			
MEDITERRA (CR)	1.36	0.00% -			

With the highest Transactions Value	Value (thou. €)	change	With the highest Transactions Volume	Volume	change
REAL CONSULTING (CR)	281.60	6.78% #	PHOENIX VEGA (CR)	1,467,775	4.01% #
CAIRO MEZZ (CR)	140.08	2.82% #	CAIRO MEZZ (CR)	376,460	2.82% #
PHOENIX VEGA (CR)	103.31	4.01% #	SUNRISEMEZZ (CR)	288,769	6.01% #
SUNRISEMEZZ (CR)	60.27	6.01% #	GALAXY COSMOS MEZZ (CR)	91,125	7.46% #
GALAXY COSMOS MEZZ (CR)	48.71	7.46% #	REAL CONSULTING (CR)	66,749	6.78% #
ONYX TOURISTIKI S.A. (CR)	40.86	3.95% #	ONYX TOURISTIKI S.A. (CR)	34,851	3.95% #
SOFTWeb (CR)	14.91	-0.90% €	FOODLINK S.A. (CR)	15,292	2.72% #
FOODLINK S.A. (CR)	7.07	2.72% #	SOFTWeb (CR)	9,420	-0.90% €
DOTSOFT (CR)	6.80	6.25% #	DOPPLER (CR)	3,500	-9.48% €
DOPPLER (CR)	1.84	-9.48% €	DOTSOFT (CR)	400	6.25% #

Number of Listed Shares	Nominal Value	Dividends [1]			Date of Last Coupon		Note	Shares	Closing price	% change	Previous closing price/date	Open price	Price min	Price max	Last price	Avg price	Last Bid [7]	Last Ask [7]	P/E after tax	Year	Volume	Trades	Transactions Value	Company Mkt Value (€) [3,5]	Year low	Year high	Sector[4]
		2022	2023	2024	Dividend [2]	Right																					
309,096,827	0.100	---	---	---	29/09/2020	---	CAIRO MEZZ (CR)	0.365	2.82 P	0.355 09/04/2025	0.380	0.360	0.388	0.365	0.372	10005@0.365	29000@0.370	0.92	2023	376,460	135	140,077.56	112,820.340.341	0.449	30202010		
12,481,290	0.040	---	---	---	19/08/2008 14/06/2024	---	DOPPLER (CR)	0.525	-9.48 C	0.580 07/04/2025	0.525	0.525	0.525	0.525	0.525	2455@0.525	500@0.570	---	---	3,500	3	1,837.50	6,552.680.525	0.655	50204000		
3,120,000	0.100	---	---	---	10/08/2023	---	DOTSOFT (CR)	17.00	6.25 P	16.00 04/04/2025	17.00	17.00	17.00	17.00	17.00	100@17.00	---	---	---	400	1	6,800.00	53,040.0014.20	17.00	10101010		
14,791,000	0.360	---	---	---	05/05/2010 12/05/2008	---	EUROXX (CR)	4.60	---	4.60 07/04/2025	---	---	---	---	---	300@4.70	---	18.40	2023	---	---	---	68,038.60	4.32	4.60	30202015	
33,352,551	0.100	---	---	---	12/06/2012 25/08/2023	---	FOODLINK S.A. (CR)	0.453	2.72 P	0.441 09/04/2025	0.475	0.453	0.480	0.453	0.462	3500@0.452	1598@0.470	---	---	15,292	11	7,065.78	15,108.710.402	0.540	50205010		
86,941,164	0.074	---	---	---	09/12/2024	---	GALAXY COSMOS MEZZ (CR)	0.533	7.46 P	0.496 09/04/2025	0.539	0.522	0.540	0.522	0.535	150@0.520	11@0.520	8.56	2023	91,125	74	48,706.60	46,339.640.495	0.668	30202010		
7,300,000	0.500	0.0387	0.0499	---	26/08/2024 28/02/2008	---	MEDITERRA (CR)	1.36	---	1.36 08/04/2025	1.42	1.42	1.42	1.42	1.42	300@1.30	299@1.42	25.85	2023	201	2	285.42	9,928.00	1.25	1.54	45102020	
68,926,799	0.240	---	---	---	07/07/2023	---	ONYX TOURISTIKI S.A. (CR)	1.19	3.95 P	1.14 09/04/2025	1.18	1.16	1.19	1.19	1.17	500@1.16	972@1.19	---	---	34,851	72	40,862.00	81,678.260.925	1.30	40401020		
3,333,500	0.300	---	---	---	13/07/2020 09/12/2008	---	OPTRONICS TECHNOLOGIES (CR)	1.38	---	1.38 28/02/2025	---	---	---	---	---	---	100@1.48	21.60	2023	---	---	---	4,600.23	1.35	1.48	10102015	
1,250,367,229	0.008	---	---	---	27/11/2024	---	PHOENIX VEGA (CR)	0.068	4.01 P	0.065 09/04/2025	0.071	0.068	0.071	0.068	0.070	6770@0.068	3023@0.068	7.54	2023	1,467,775	135	103,309.03	84,399.790.061	0.084	30202010		
21,500,000	0.400	0.03	0.04	---	29/08/2024 06/08/2021	---	REAL CONSULTING (CR)	4.25	6.78 P	3.98 09/04/2025	4.27	4.11	4.27	4.25	4.22	897@4.24	1384@4.25	---	---	66,749	172	281,598.24	91,375.00	3.28	4.68	10101010	
5,130,000	0.120	---	---	---	23/07/2024	---	SOFTWeb (CR)	1.65	-0.90 C	1.67 09/04/2025	1.67	1.56	1.67	1.66	1.58	1000@1.59	3560@1.64	---	---	9,420	22	14,906.20	8,464.50	1.52	2.00	10101015	
178,623,895	0.031	---	---	---	27/11/2024	---	SUNRISEMEZZ (CR)	0.207	6.01 P	0.195 09/04/2025	0.214	0.200	0.214	0.204	0.209	2500@0.203	50000@0.205	9.34	2023	288,769	95	60,267.97	36,885.830.192	0.279	30202010		
857,210	1.05	---	---	---	08/06/2010 12/03/2010	---	VIDAVO (CR)	4.90	---	4.90 09/04/2025	---	---	---	---	---	---	900@5.00	33.89	2023	---	---	---	4,200.33	2.80	5.60	20101025	

---

**Shares' Notes**

---

Code	Note text
( )	- Adjusted dividends.
*	- Last adjusted closing price.
[1]	- Net dividends.
[2]	- The "Date of Last Coupon" for New listings refers to the date company's stocks started to trade in Athex
[3]	- The Company Market Value is referred to the number of listed shares
[4]	- Sectors codification can be found in Appendix A
[5]	- The Market Value refers to the total number of shares listed (including their several classes) in the exchange by the company.
[6]	- P/E greater than 100
[7]	- Last view of the Order Book before the end of the trading session

---

---

## Blocks Data

---

Stocks	Block Volume	Price	Block Trade Value	Time of approval	Note
--------	--------------	-------	-------------------	------------------	------

---

No Blocks Transactions.

---

---

## Blocks Notes

---

2 - SPOT 1 or SPOT 2 Packet	11 - Total Assets > 500 bil
3 - Block with Short Selling	12 - Sell Offer through Athex
4 - Buy to Close Block	13 - Forced Sale of NMOE
6 - Simultaneous Constitution	14 - Restoration Packet
7 - Repurchase Agreement	15 - Market Maker Packet
8 - Dispersion's Achievement (Not Listed)	16 - Short Selling
9 - Dispersion's Achievement (Listed)	18 - SPOT 1 Packet
10 - Share Capital Majority of Greek State (> 50 bil)	20 - Method 6-1 Packet

**Rights Data**

Occured date	Exercise from	Exercise until	Trading until	Rights	Price min	Price max	Closing price	Last Bid	Last Ask	Volume	Trades	Transactions Value
--------------	---------------	----------------	---------------	--------	-----------	-----------	---------------	----------	----------	--------	--------	--------------------

No Rights Transactions.

**Non Convertible Corporate Bonds - Alternative Market**

Num Listed Bonds	Nominal price	Issue price	Today's Rate	Exp. Date	Duration (years)	Note	Coupon attached		Trading	Non Convertible Corporate Bonds -	Accrued Int.	Yield.T.Mat	Price min	Price max	Closing price	Previous closing price/date	Volume	Transactions Value	Last order		Year min	Year max		
							Common	Preferred											Price	Buy / Sell			Date	
4,075	1,000.00	1,000.00	4.50	22/12/2026	5	---	7	---	1	R ENERGY 1 S.A. (Non Convertible)	14.0000	4.4530	99.0000	99.0000	99.0000	99.4200	08/04/2025	8,000	8,032.00	98.4500	B	10/04/2025	99.0000	100.7000
6,500	441.00	1,000.00	5.50	22/12/2025	8	---	15	---	1	DELTA TECHNIKH S.A. (Non Convertible)	7.5460	3.9080	---	---	---	100.0000	27/03/2025	---	---	95.5614	B	10/04/2025	100.0000	101.5000

**Corporate Bonds Notes**

Transactions Volume = (Pieces) \* (Nominal Price). Transactions Value = (Pieces) \* (Nominal Price) \* (price %) + (Accrued interest).

The price of a Bond is stated as a percentage (%) of Bond's Nominal Price.

Nominal Price in Euros (€), except if it is noted differently.

# ATHEXGROUP

Athens Exchange Group

Λεωφ. Αθηνών 110 | 104 42 Αθήνα  
110 Athinon Ave | 104 42 Athens GR  
T +30 210 3366 800  
[www.athexgroup.gr](http://www.athexgroup.gr)