

AxiaNUMBERS
Monthly Statistical Bulletin
Derivatives Market

2025 | February

Derivatives market

DISCLAIMER

Hellenic Exchanges-Athens Exchange S.A. (ATHEX Group) makes all efforts to keep all published information updated and accurate. The information is to be seen as general and it does not constitute in any case, professional, investment, legal or any other advice.

Data processing was affected in accordance with Greek Law 2396/1996 related to the classified registration within DSS and Law 2472/1997 concerning individuals' protection with regard to the processing of personal data.

The bulletin is the property of the company and is protected by Greek and international copyright law.

All rights are reserved. Reproduction, publishing, imitation, modification, copying, sale, transition or distribution in any form or by any means, in whole or in part, without the prior reference in source, is strictly forbidden.

Source: ATHEX Group

Monthly Statistics Bulletin ΑΞΙΑnumbers - Derivatives Market

Feb-2025

Any commercial exploitation of these data by third parties is forbidden.

ATHEX Group cannot be held liable to modification of the information provided herein when third parties are involved.

The new categorization is based on the Rule 1011/2012 of the Central European Bank issued on October 17, 2012 and on the Eurostat standard edition "European system of accounts - ESA2010".

Clarifications and further information

Sales & Business Development Div

Tel. +30 210 3366800

e-mail: AthexStats@athexgroup.gr

Διεύθυνση Πωλήσεων & Ανάπτυξης Αγορών

Statistical data processing

Sales & Business Development Div

Διεύθυνση Πωλήσεων & Ανάπτυξης Αγορών

Translation - Layout design

Sales & Business Development Div

Athens Exchange Publications & Reports

Visit the relevant links <http://www.athexgroup.gr/web/guest/statistics-publications>

<http://www.athexgroup.gr/web/guest/reports>

e-mail: AthexStats@athexgroup.gr

Derivatives market

TABLE OF CONTENTS

1. Investors' participation in the Derivatives Market

2. Investors participation in Futures

3. Investors participation in Index Futures

4. Investors participation in Stock Futures

5. Investors participation in Options

6. Investors participation in Index Options

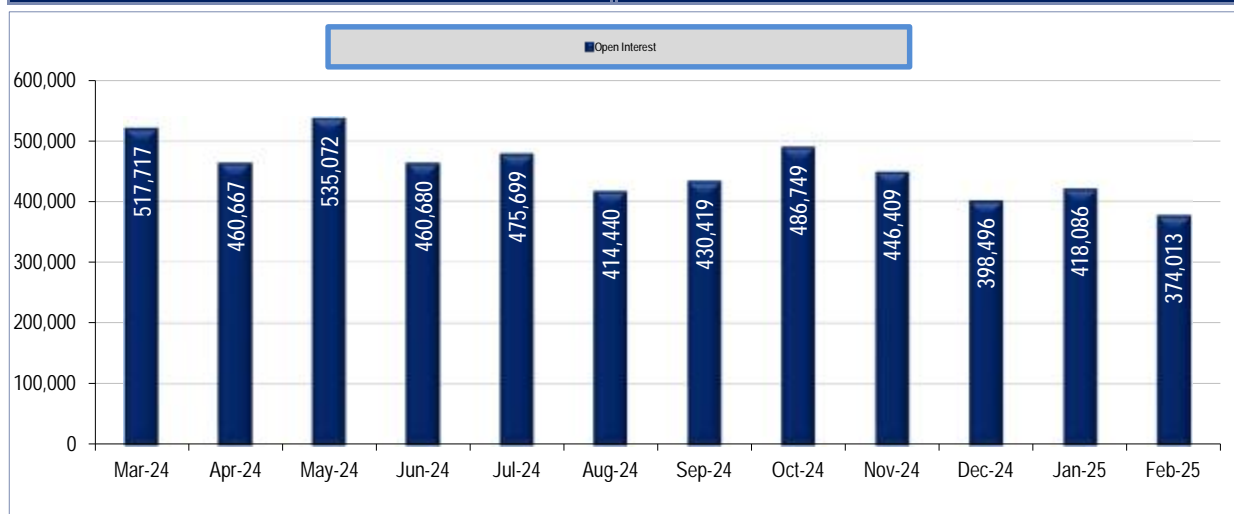
7. Investors participation in Stock Options

8. Notes – Clarifications

Derivatives market

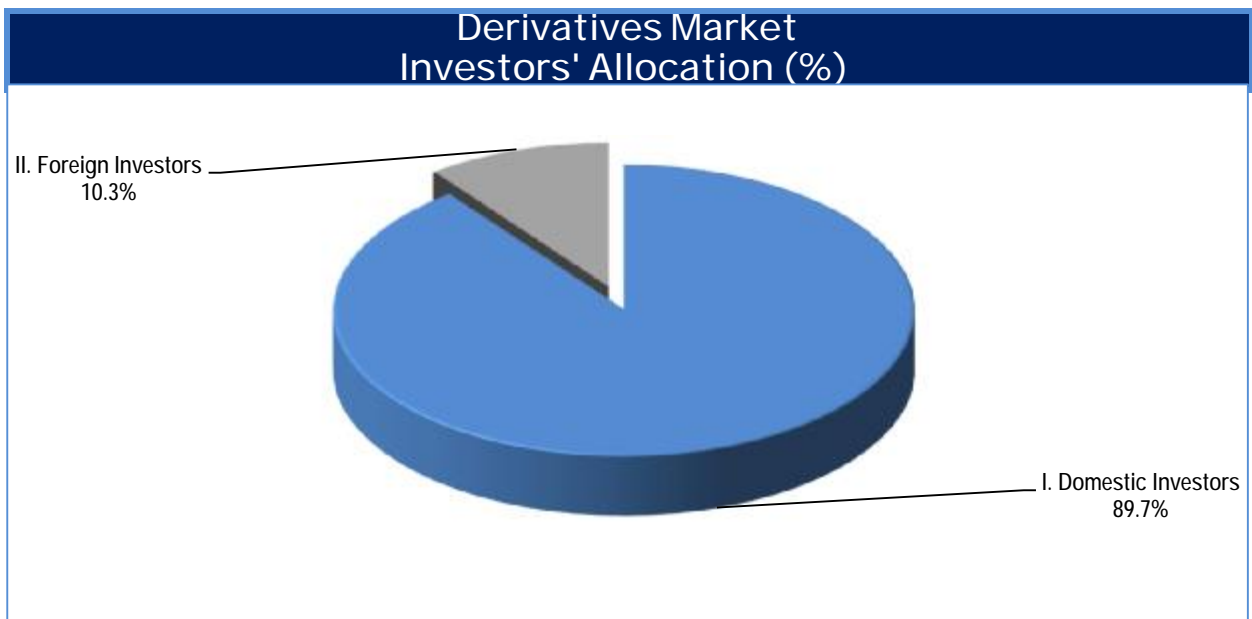
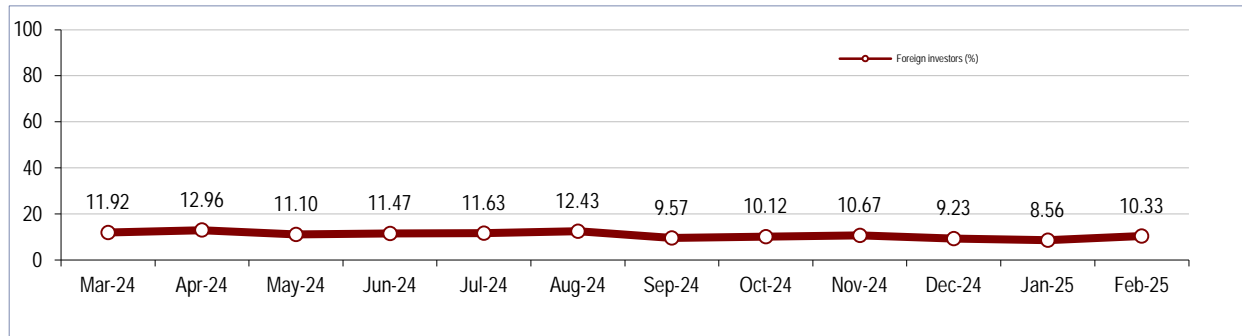
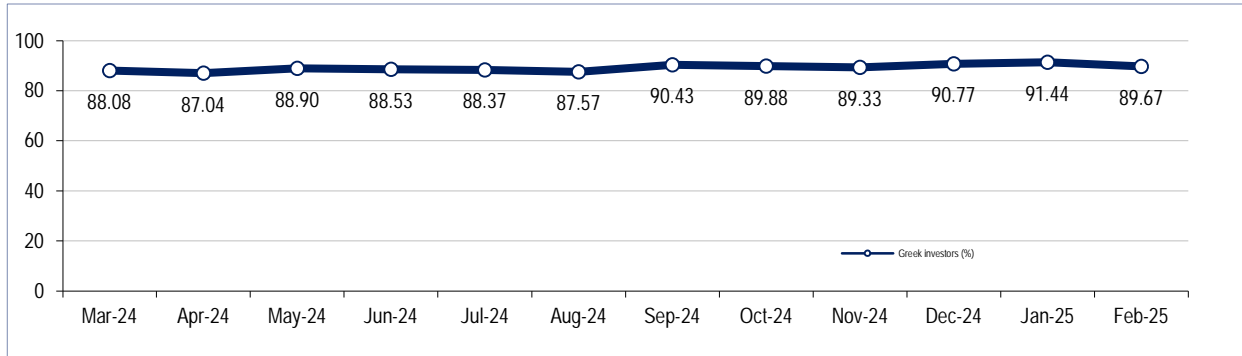
1. Investors' participation in the Derivatives Market

Open Interest	Derivatives Market	
	(Data of: 28/02/2025)	
	Open Interest	
	<i>number</i>	<i>%</i>
I. Domestic Investors	335,389	89.67
Households	275,539	73.67
Insurance Corporations	0	0.00
Pension funds	0	0.00
Money market funds (MMFs)	0	0.00
Non-MMF investment funds	18,718	5.00
Deposit-taking Corporations	622	0.17
Other financial intermediaries	26,251	7.02
Non-Profit Institutions serving Households	113	0.03
Non-Financial Corporations	14,096	3.77
Central Governemnt	0	0.00
Social Security Funds	50	0.01
Institutions and bodies of the European Union	0	0.00
II. Foreign Investors	38,624	10.33
Households	1,384	0.37
Deposit-taking Corporations	0	0.00
Other financial intermediaries	1,735	0.46
Non-Financial Corporations	4,325	1.16
Institutions and bodies of the European Union	0	0.00
Non-MMF investment funds	31,180	8.34
Total (I+II+III)	374,013	100.00



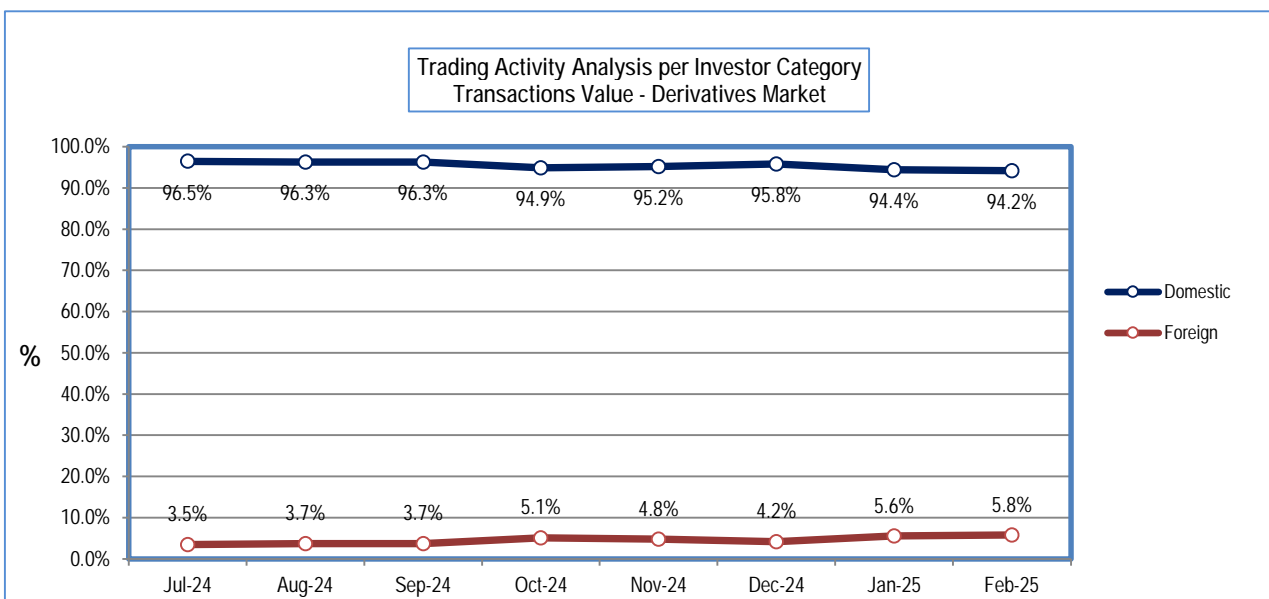
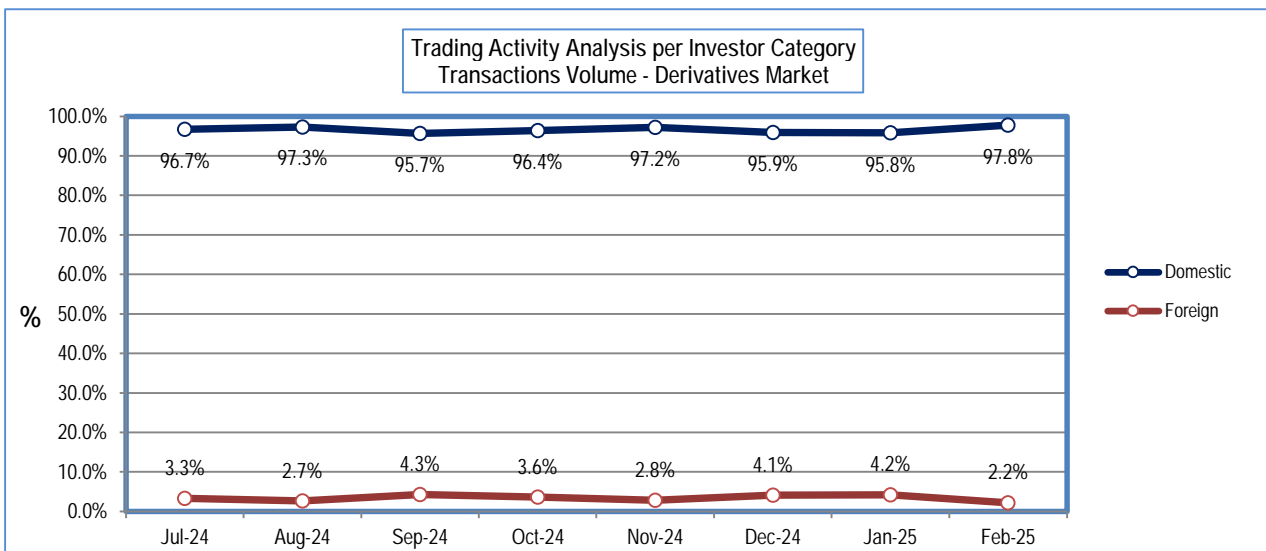
Derivatives market

1. Investors' participation in the Derivatives Market



Derivatives Market

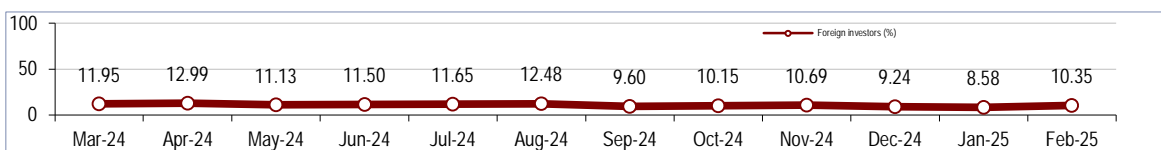
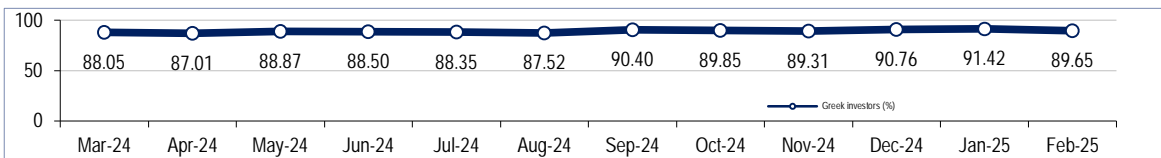
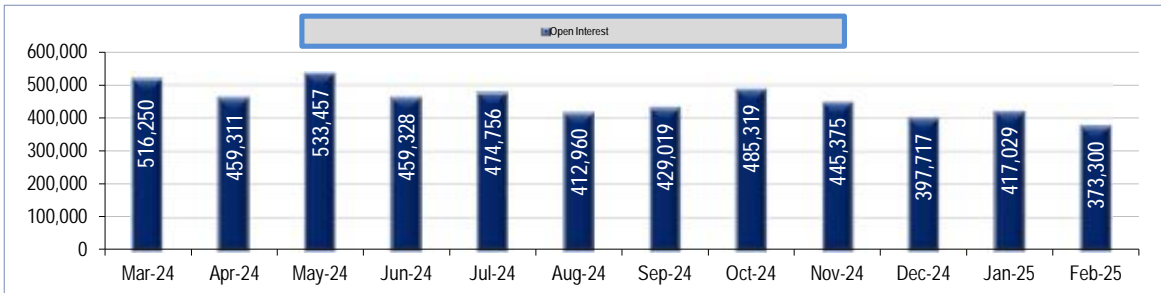
Trading Activity Analysis per Investor Category										
Derivatives Market										
Transactions Volume										
Data	Jul-24	Aug-24	Sep-24	Oct-24	Nov-24	Dec-24	Jan-25	Feb-25		
Domestic Investors	96.7%	97.3%	95.7%	96.4%	97.2%	95.9%	95.8%	97.8%		
Foreign Investors	3.3%	2.7%	4.3%	3.6%	2.8%	4.1%	4.2%	2.2%		
Transactions Value										
Data	Jul-24	Aug-24	Sep-24	Oct-24	Nov-24	Dec-24	Jan-25	Feb-25		
Domestic Investors	96.5%	96.3%	96.3%	94.9%	95.2%	95.8%	94.4%	94.2%		
Foreign Investors	3.5%	3.7%	3.7%	5.1%	4.8%	4.2%	5.6%	5.8%		



Derivatives market

2. Investors participation in Futures

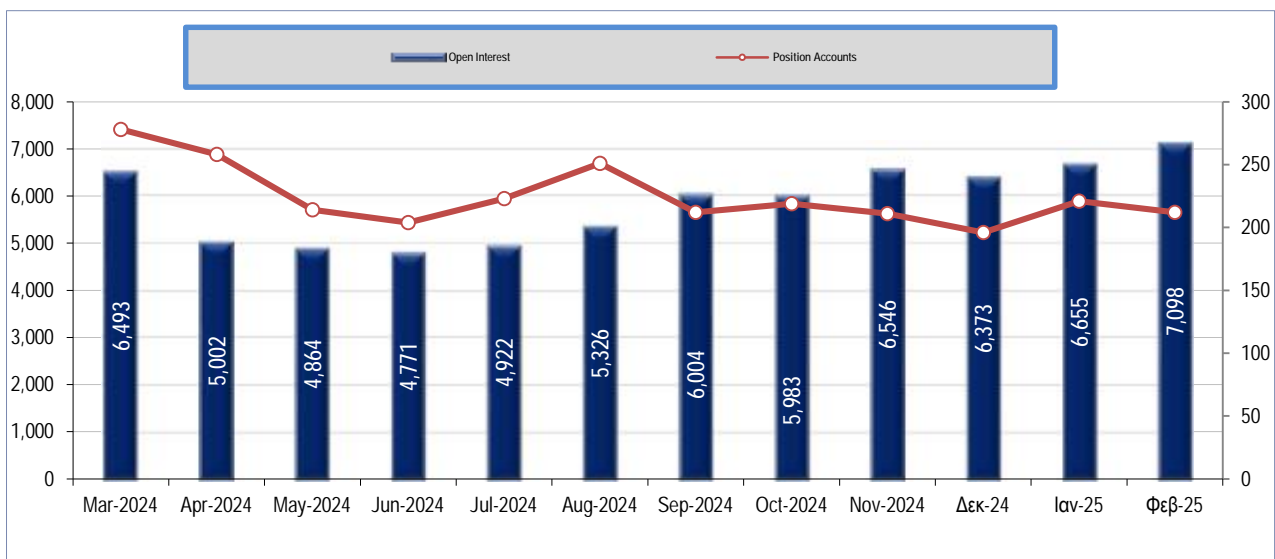
Open Interest	Futures	
	Open Interest	
	number	%
(Data of: 28/02/2025)		
I. Domestic Investors	334,676	89.65
Households	275,401	73.77
Insurance Corporations	0	0.00
Pension funds	0	0.00
Money market funds (MMFs)	0	0.00
Non-MMF investment funds	18,718	5.01
Deposit-taking Corporations	526	0.14
Other financial intermediaries	25,772	6.90
Non-Profit Institutions serving Households	113	0.03
Non-Financial Corporations	14,096	3.78
Central Governemnt	0	0.00
Insurance Funds	0	0.00
Social Security Funds	50	0.01
Institutions and bodies of the European Union	0	0.00
II. Foreign Investors	38,624	10.35
Households	1,384	0.37
Deposit-taking Corporations	0	0.00
Other financial intermediaries	1,735	0.46
Non-Financial Corporations	4,325	1.16
Institutions and bodies of the European Union	0	0.00
Non-MMF investment funds	31,180	8.35
III. Other Not Identified	0	0.00
Total (I+II+III)	373,300	100.00



Derivatives market

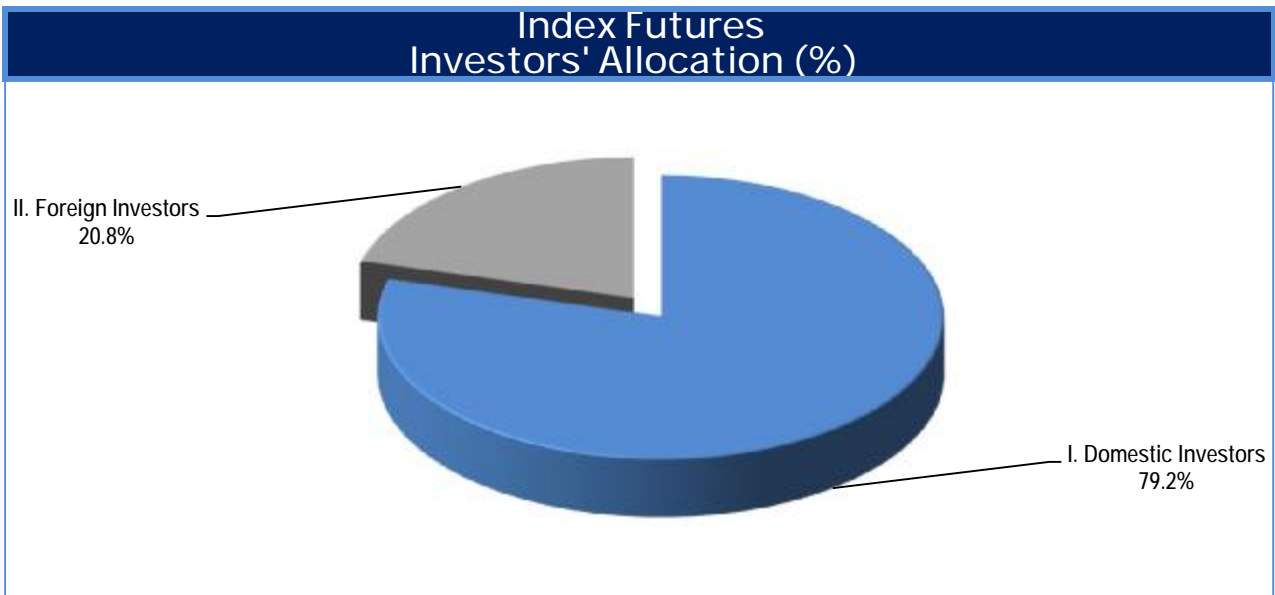
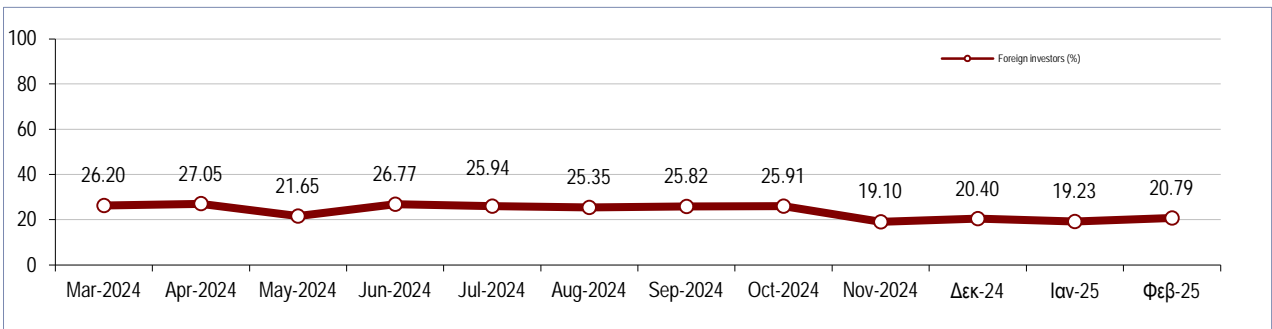
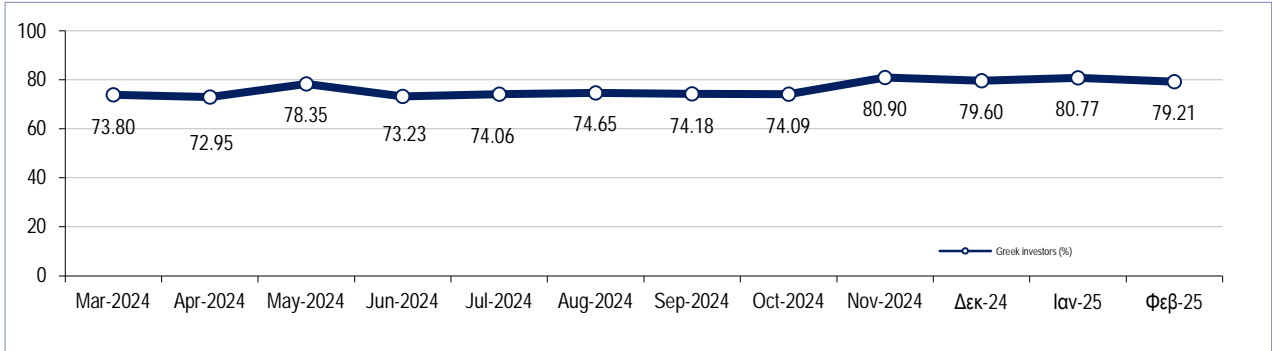
3. Investors participation in Index Futures

Open Interest (Data of: 28/02/2025)	Index Futures			
	Position Accounts		Open Interest	
	<i>number</i>	<i>%</i>	<i>number</i>	<i>%</i>
I. Domestic Investors	207	97.64	5,622	79.21
Households	196	92.45	1,196	16.85
Insurance Corporations	0	0.00	0	0.00
Pension funds	0	0.00	0	0.00
Money market funds (MMFs)	0	0.00	0	0.00
Non-MMF investment funds	8	3.77	3,940	55.51
Deposit-taking Corporations	1	0.47	396	5.58
Other financial intermediaries	1	0.47	30	0.42
Non-Profit Institutions serving Households	0	0.00	0	0.00
Non-Financial Corporations	1	0.47	0	0.00
Central Governemnt	0	0.00	60	0.85
Insurance Funds	0	0.00	0	0.00
Social Security Funds	0	0.00	0	0.00
Institutions and bodies of the European Union	0	0.00	0	0.00
II. Foreign Investors	5	2.36	1,476	20.79
Households	1	0.47	1	0.01
Deposit-taking Corporations	0	0.00	0	0.00
Other financial intermediaries	1	0.47	245	3.45
Non-Financial Corporations	0	0.00	0	0.00
Institutions and bodies of the European Union	0	0.00	0	0.00
Non-MMF investment funds	3	1.42	1,230	17.33
III. Other Not Identified	0	0.00	0	0.00
Total (I+II+III)	212	100.00	7,098	100.00



Derivatives market

3. Investors participation in Index Futures



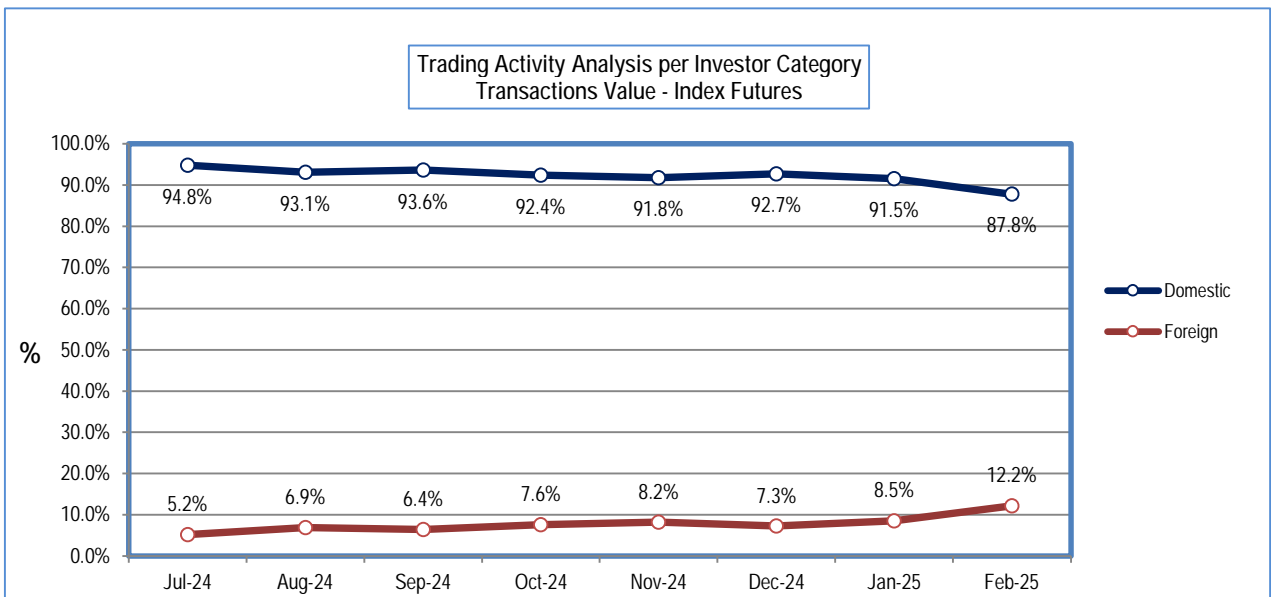
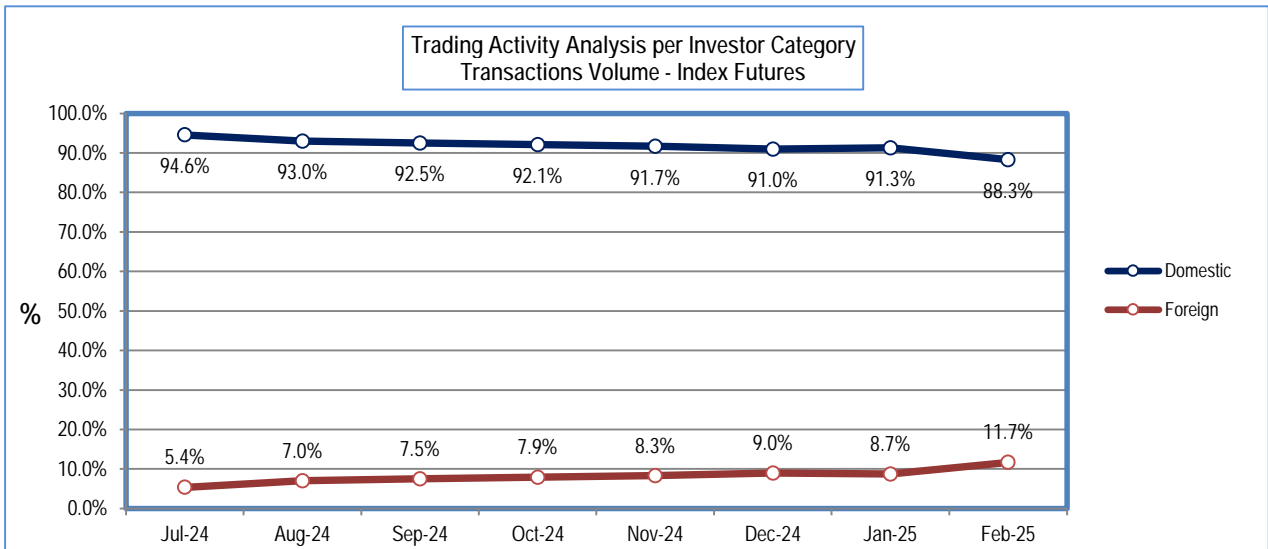
ATHEX CLEAR

Clearing House

Derivatives Market

Trading Activity Analysis per Investor Category										
Index Futures										
Transactions Volume										
Data	Jul-24	Aug-24	Sep-24	Oct-24	Nov-24	Dec-24	Jan-25	Feb-25		
Domestic Investors	94.6%	93.0%	92.5%	92.1%	91.7%	91.0%	91.3%	88.3%		
Foreign Investors	5.4%	7.0%	7.5%	7.9%	8.2%	9.0%	8.7%	11.7%		

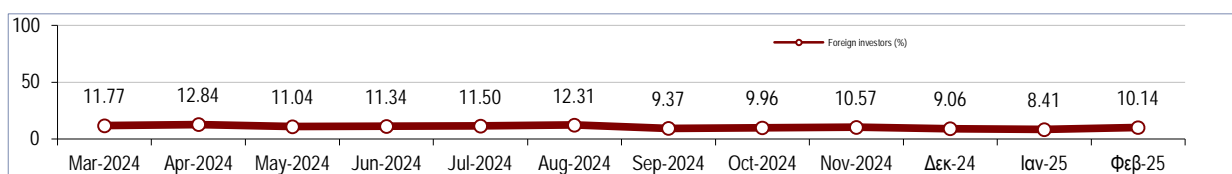
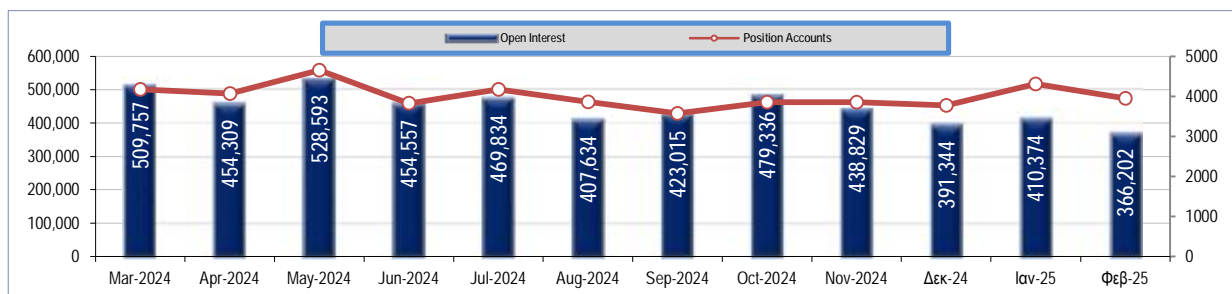
Transactions Value										
Data	Jul-24	Aug-24	Sep-24	Oct-24	Nov-24	Dec-24	Jan-25	Feb-25		
Domestic Investors	94.8%	93.1%	93.6%	92.4%	91.8%	92.7%	91.5%	87.8%		
Foreign Investors	5.2%	6.9%	6.4%	7.6%	8.2%	7.3%	8.5%	12.2%		



Derivatives market

4. Investors participation in Stock Futures

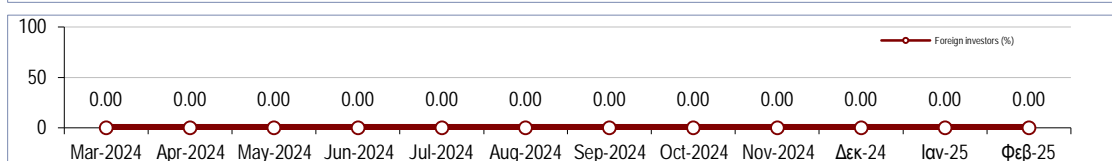

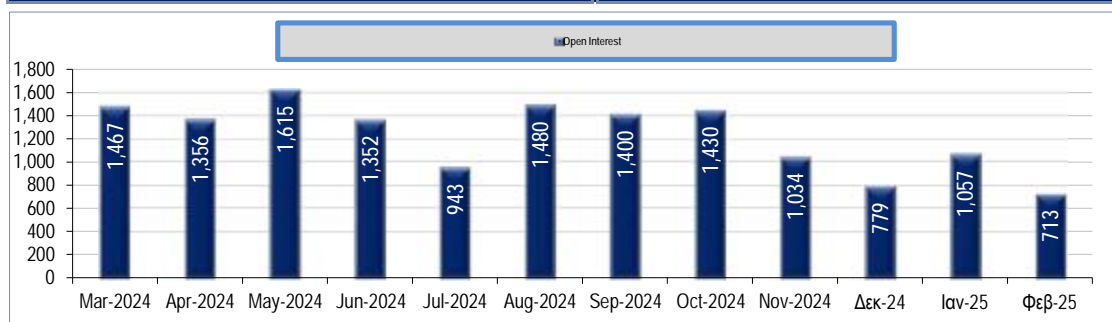
Open Interest (Data of: 28/02/2025)	Stock Futures			
	Position Accounts		Open Interest	
	number	%	number	%
I. Domestic Investors	3,888	98.56	329,054	89.86
Households	3,740	94.80	274,205	74.88
Insurance Corporations	0	0.00	0	0.00
Pension funds	0	0.00	0	0.00
Money market funds (MMFs)	0	0.00	0	0.00
Non-MMF investment funds	14	0.35	14,778	4.04
Deposit-taking Corporations	5	0.13	130	0.04
Other financial intermediaries	66	1.67	25,742	7.03
Non-Profit Institutions serving Households	6	0.15	113	0.03
Non-Financial Corporations	56	1.42	14,036	3.83
Central Governemnt	0	0.00	0	0.00
Insurance Funds	0	0.00	0	0.00
Social Security Funds	1	0.03	50	0.01
Institutions and bodies of the European Union	0	0.00	0	0.00
II. Foreign Investors	57	1.44	37,148	10.14
Households	27	0.68	1,383	0.38
Deposit-taking Corporations	0	0.00	0	0.00
Other financial intermediaries	10	0.25	1,490	0.41
Non-Financial Corporations	13	0.33	4,325	1.18
Non-MMF investment funds	7	0.18	29,950	8.18
III. Other Not Identified	0	0.00	0	0.00
Total (I+II+III)	3,945	100.00	366,202	100.00



Derivatives market

5. Investors participation in Options

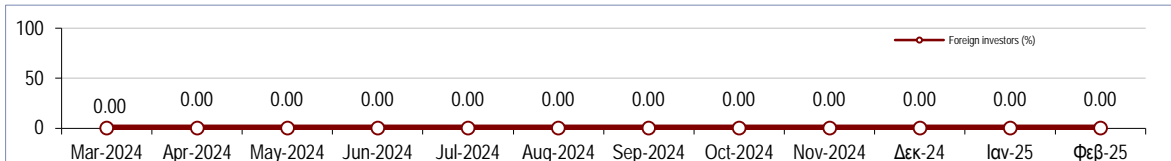
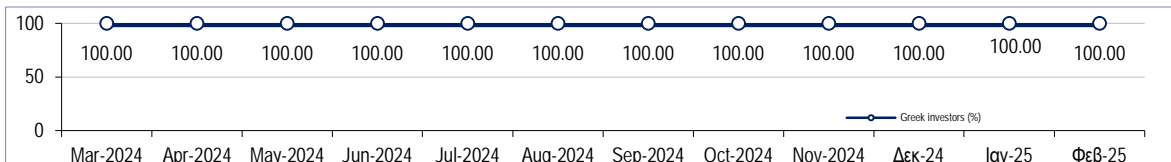
Open Interest	Options	
(Data of: 28/02/2025)	Open Interest	
	number	%
I. Domestic Investors	713	100.00
Households	138	19.35
Insurance Corporations	0	0.00
Pension funds	0	0.00
Money market funds (MMFs)	0	0.00
Non-MMF investment funds	0	0.00
Deposit-taking Corporations	96	13.46
Other financial intermediaries	479	67.18
Non-Profit Institutions serving Households	0	0.00
Non-Financial Corporations	0	0.00
Central Governemnt	0	0.00
Insurance Funds	0	0.00
Social Security Funds	0	0.00
Institutions and bodies of the European Union	0	0.00
II. Foreign Investors	0	0.00
Households	0	0.00
Deposit-taking Corporations	0	0.00
Other financial intermediaries	0	0.00
Non-Financial Corporations	0	0.00
III. Other Not Identified	0	0.00
Total (I+II+III)	713	100.00



Derivatives market

6. Investors participation in Index Options

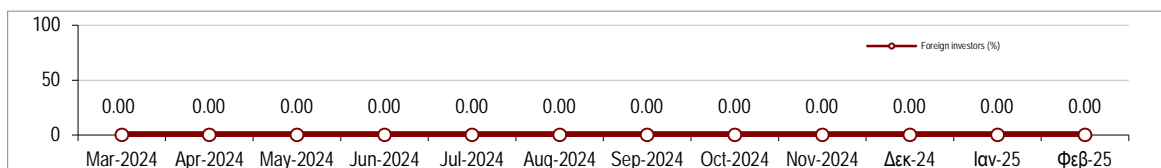

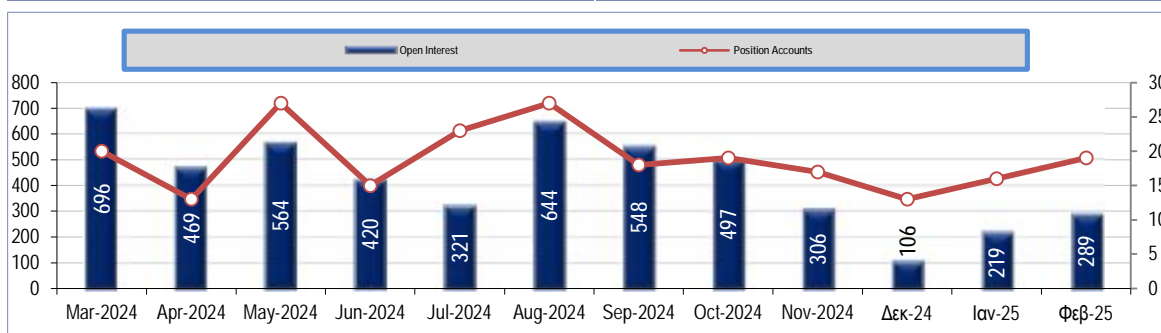
Open Interest	Index Options			
	Position Accounts		Open Interest	
	number	%	number	%
(Data of: 28/02/2025)				
I. Domestic Investors	39	100.00	424	100.00
Households	20	51.28	24	5.66
Insurance Corporations	0	0.00	0	0.00
Pension funds	0	0.00	0	0.00
Money market funds (MMFs)	0	0.00	0	0.00
Non-MMF investment funds	0	0.00	0	0.00
Deposit-taking Corporations	3	7.69	8	1.89
Other financial intermediaries	16	41.03	392	92.45
Non-Profit Institutions serving Households	0	0.00	0	0.00
Non-Financial Corporations	0	0.00	0	0.00
Central Governemnt	0	0.00	0	0.00
Insurance Funds	0	0.00	0	0.00
Social Security Funds	0	0.00	0	0.00
Institutions and bodies of the European Union	0	0.00	0	0.00
II. Foreign Investors	0	0.00	0	0.00
Households	0	0.00	0	0.00
Deposit-taking Corporations	0	0.00	0	0.00
Other financial intermediaries	0	0.00	0	0.00
Non-Financial Corporations	0	0.00	0	0.00
III. Other Not Identified	0	0.00	0	0.00
Total (I+II+III)	39	100.00	424	100.00



Derivatives market

7. Investors participation in Stock Options

Open Interest	Stock Options					
	(Data of: 28/02/2025)		Position Accounts		Open Interest	
		number	%	number	%	
I. Domestic Investors	19	100.00	289	100.00		
Households	8	42.11	114	39.45		
Insurance Corporations	0	0.00	0	0.00		
Pension funds	0	0.00	0	0.00		
Money market funds (MMFs)	0	0.00	0	0.00		
Non-MMF investment funds	0	0.00	0	0.00		
Deposit-taking Corporations	4	21.05	88	30.45		
Other financial intermediaries	7	36.84	87	30.10		
Non-Profit Institutions serving Households	0	0.00	0	0.00		
Non-Financial Corporations	0	0.00	0	0.00		
Central Governemnt	0	0.00	0	0.00		
Insurance Funds	0	0.00	0	0.00		
Social Security Funds	0	0.00	0	0.00		
Institutions and bodies of the European Union	0	0.00	0	0.00		
II. Foreign Investors	0	0.00	0	0.00		
Households	0	0.00	0	0.00		
Deposit-taking Corporations	0	0.00	0	0.00		
Other financial intermediaries	0	0.00	0	0.00		
Non-Financial Corporations	0	0.00	0	0.00		
III. Other Not Identified	0	0.00	0	0.00		
Total (I+II+III)	19	100.00	289	100.00		



Derivatives market

8. Notes - Clarifications

Investors' Codification

Domestic Investors		
Code	Description	Constituents
S_14	Households	Natural Persons
		Individual Enterprises
		Joint Investors Shares (JISs) or Co-owners Investors Shares
		Other cases
S_128	Insurance Companies	Non-life insurance corporations
		Life and non-life insurance to individual units or groups of units
		Pension & Subsidiary Funds
		Reinsurance to other insurance corporations
		Insurance Brokerage
Other cases		
S_129	Pension funds	Pension funds
S_123	Money market funds (MMFs)	Mutual Funds
		Other investment funds including investment trusts, unit trusts and other collective investment schemes whose shares or units are close substitutes for deposits
		Public investment funds
		Other cases
S_124	Non-MMF investment funds	Open-ended investment funds whose investment fund shares or units are, at the request of the holders, repurchased or redeemed directly or indirectly out of the undertaking's assets
		Closed-ended investment funds with a fixed share capital, where investors entering or leaving the fund must buy or sell existing shares
		Real estate investment funds
		Investment funds investing in other funds ('funds of funds')
		Hedge funds covering a range of collective investment schemes, involving high minimum investments, light regulation, and a range of investment strategies
Other cases		
S_122	Deposit-taking corporations	Central Bank
		Commercial banks, 'universal' banks, 'all purpose' banks
		Savings banks (including trustee savings banks and savings banks and loan associations) & cooperative banks
		Foreign Credit Institutions' Branches in Greece
		Specialized banks (e.g. merchant banks, issuing houses, private banks)
		Electronic money institutions principally engaged in financial intermediation
		Public Credit Institutions (e.g. Deposit & Loans Fund)
		Other cases
S_125	Other financial intermediaries, except insurance corporations and pension funds	Financial vehicle corporations engaged in securitisation transactions (FVC)
		Security and derivative dealers (ATHEX Members)
		Security and derivative dealers (non ATHEX Members)
		Financial corporations engaged in lending
Other cases		
S_15	Non-Profit Institutions serving Households	Trade Unions
		Charity Organizations, Church
		Associations
		Other cases
S_11	Non-Financial corporations	National private non-financial corporations
		Public Corporations Mainly Active in Goods Production and Non-Financial Services
		Foreign controlled non-financial corporations
		Other cases
S_1311	Central Government	Entities of Central Government (Ministries)
		Central Government Legal Entities & Public Corporations
		Other cases
S_1313	Local Government Organizations	Local Government Organizations and Related Supervised Bodies
S_1314	Social Security Funds	Social security funds
		Other cases
S_212	Institutions and bodies of the European Union	Institutions and bodies of the European Union
	Other Domestic Investors	Non-Categorized Investors with Registered Office in Greece

Derivatives market

8. Notes - Clarifications

Investors' Codification

Foreign Investors		
Code	Description	Constituents
S_14	Households	Natural Persons
		Individual Enterprises
		Joint Investors Shares (JISs) or Co-owners Investors Shares
		Other cases
S_128	Insurance Companies	Non-life insurance corporations
		Life and non-life insurance to individual units or groups of units
		Pension & Subsidiary Funds
		Reinsurance to other insurance corporations
		Insurance Brokerage
S_129	Pension funds	Pension funds
S_123	Money market funds (MMFs)	Mutual Funds
		(UCITS) Investment funds including investment trusts, unit trusts and other collective investment schemes whose shares or units are close substitutes for deposits
		Public investment funds
		Other cases
S_124	Non-MMF investment funds	Open-ended investment funds whose investment fund shares or units are, at the request of the holders, repurchased or redeemed directly or indirectly out of the undertaking's assets
		Closed-ended investment funds with a fixed share capital, where investors entering or leaving the fund must buy or sell existing shares
		Real estate investment funds
		Investment funds investing in other funds ('funds of funds')
		Hedge funds covering a range of collective investment schemes, involving high minimum investments, light regulation, and a range of investment strategies
S_122	Deposit-taking corporations	Other cases
S_122	Deposit-taking corporations	Central Bank
		Commercial banks, 'universal' banks, 'all purpose' banks
		Savings banks (including trustee savings banks and savings banks and loan associations) & cooperative banks
		Foreign Credit Institutions' Branches in Greece
		Specialized banks (e.g. merchant banks, issuing houses, private banks)
		Electronic money institutions principally engaged in financial intermediation
		Public Credit Institutions (e.g. Deposit & Loans Fund)
S_125	Other financial intermediaries, except insurance corporations and pension funds	Other cases
S_125	Other financial intermediaries, except insurance corporations and pension funds	Financial vehicle corporations engaged in securitisation transactions (FVC)
		Security and derivative dealers (ATHEX Members)
		Security and derivative dealers (non ATHEX Members)
		Financial corporations engaged in lending
S_15	Non-Profit Institutions serving Households	Trade Unions
		Charity Organizations, Church
		Associations
		Other cases
S_11	Non-Financial corporations	National private non-financial corporations
		Public Corporations Mainly Active in Goods Production and Non-Financial Services
		Foreign controlled non-financial corporations
		Other cases
S_1311	Central Government	Entities of Central Government (Ministries)
		Central Government Legal Entities & Public Corporations
		Other cases
S_1313	Local Government Organizations	Local Government Organizations and Related Supervised Bodies
S_1314	Social Security Funds	Social security funds
		Other cases
S_212	Institutions and bodies of the European Union	Institutions and bodies of the European Union
S_22	Non-member countries and international organizations non-resident of EU	Non-member countries and international organizations non-resident of EU
		Other Foreign Investors
Other Not Identified		
	Other Not Identified	Investors with non-registered Office
		Joint Holders with Greek and Foreign Members

ATHEXGROUP

Athens Exchange Group

Λεωφ. Αθηνών 110 | 104 42 Αθήνα
110 Athinon Ave | 104 42 Athens GR
T +30 210 3366 800
www.athexgroup.gr