

25

ΕΝΑΛΛΑΚΤΙΚΗ ΑΓΟΡΑ
Ημερήσιο Δελτίο Συναλλακτικής
Δραστηριότητας

ALTERNATIVE MARKET
Daily Official List
of Trading Activity



Disclaimer:

Hellenic Exchanges – Athens Stock Exchange S.A. (HELEX), endeavors to ensure that the data and other material ("Information") presented on the Daily Official List of the Alternative Market (ena) are accurate and complete, but it is not liable for any errors or omissions of data or /and for the accuracy, credibility, updating and completeness of the aforesaid information nor it has any liability arising directly or indirectly from the use of the above Information.

All contents of the Daily Official List of the Alternative Market (ENA) are provided only for information purposes and do not constitute investment advice or solicitation to invest in securities or other products listed for trading on HELEX.

You acknowledge and agree that HELEX is the owner of any property rights related to any Information appearing on the Daily Official List of the Alternative Market (ENA) including intellectual property rights copyright, trademarks, etc.

The above data are a property of the Hellenic Exchanges – Athens Stock Exchange S.A. and are copyright protected. Users are forbidden to reproduce, modify, copy, sale, transmit or redistribute, by all reproduction means and methods, part or the whole of the above data, without reference to their source.

Hellenic Exchanges - Athens Stock Exchange S.A.

110 Athinon Ave., 10442 Athens, Tel: (210) 33.66.800, Fax: (210) 32.13.938

www.athexgroup.gr

Thessalonica Stock Exchange Center (T.S.E.C)

16-18 Katouni Str., Thessalonica 546 25 Tel: (2310) 567.667, Fax: (2310) 530.545

Athex Members Guarantee Fund

14-16 Fidiou Str., Athens 106 78, Tel: (210) 33.04.682, Fax: (210) 33.04.155

Hellenic Republic Capital Market Commission

1 Kolokotroni Str. & 1 Stadiou Str., Athens 10562 Tel: (210) 33.77.100 Fax: (210) 33.77.173

Table of Contents

Section 1: Trading Session Statistical Data

Summary of Market

Athex Indices

Analytic Figures for Athex Market's Boards and Categories

Section 2: Shares Transactions Data

Shares Transactions Data

Shares' Notes

Section 3: Shares Other Transactions Data

Blocks Data

Rights Data

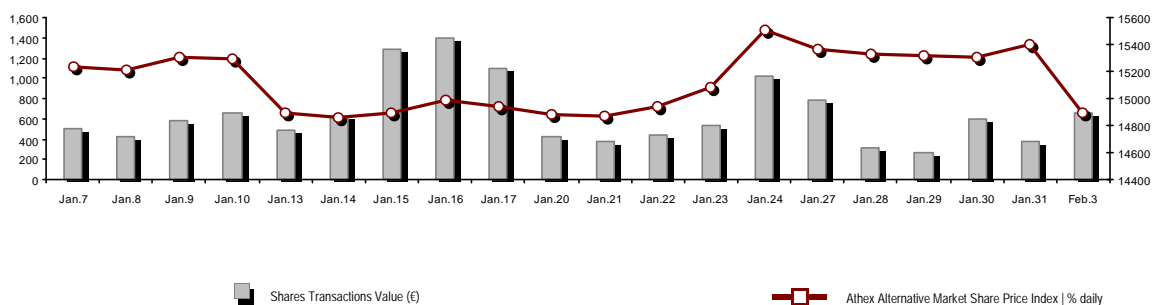
Section 4: Bonds Transactions Data

Non Convertible Corporate Bonds - Alternative Market

Section codification follows the corresponding from the Greek version of Daily Official List for reference purposes.

Summary of Market

Athex Alternative Market Share Price Index vs Shares Transactions Value



Total Transactions Value (€): 662,910.40

Athex Capitalisation (€)

Athex Capitalisation (€): 638,508,091.58

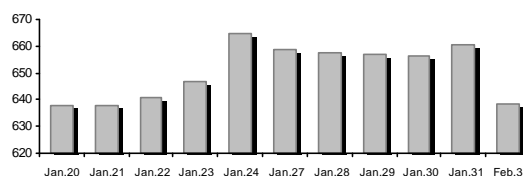
Daily change: € | % -21,724,621.64 -3.29%

Yearly Avg Capitalisation: € | % chng prev year Avg 649,041,563.92 3.07%

Athex Alternative Market Share Price Index | % daily chng 14,892.50 -3.29%

Athex Alternative Market Share Price Index Capitalisation (€) 638,508,091.58

Daily change (€) -21,724,621.64



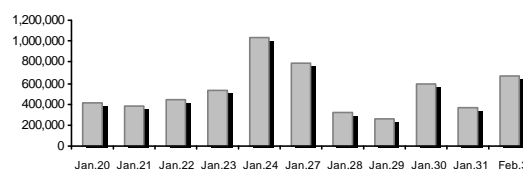
Shares Transactions Value (€) 662,910.40

Value of Transactions (€)

Daily change: € | % 293,500.07 79.45%

YTD Avg Trans. Value: € | % chng prev year Avg 637,651.87 -32.80%

Blocks of Shares Transactions Value (€) 0.00



Bonds Transactions Value (thou. €) 0.00

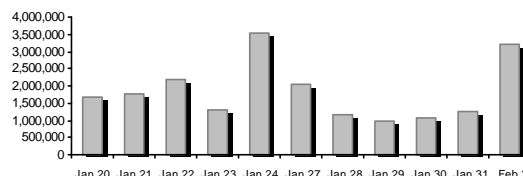
Shares Transactions Volume (pieces) 3,198,454.00

Volume of Transactions

Daily change: pieces | % 1,959,532.00 158.16%

YTD Avg Volume: pieces | % chng prev year Avg 2,393,510.86 -36.54%

Blocks of Shares Transactions Volume (pieces) 0.00



Bonds Transactions Volume 0

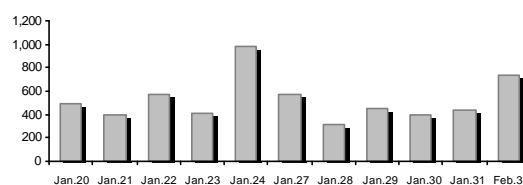
Shares Trades Number 741

Number of Trades

Daily change: number | % 304 69.57%

YTD Avg Derivatives Trades number | % chng prev year Avg 610 -26.36%

Number of Blocks of Shares 0



Number of Bonds Transactions 0

Daily Fluctuation of Athex Alternative Market Price Index



Athex Indices

Index name	03/02/2025	31/01/2025	pts.	%	Min	Max	Year min	Year max	Year change
ATHEX Alternative Market Price Index	14,892.50 €	15,399.20	-506.70	-3.29%	14,820.94	15,399.20	14,772.17	15,518.17	-1.36% €

Analytic Figures for Athex Market's Boards and Categories

		Total Traded Shares
Totals		9
	Gain / Lose / Same:	1 / 7 / 1
Athex Capitalisation (€)		638,508,091.58
Daily Average Transactions Value (€)		637,651.87
Shares Transactions Value (€)		662,910.40
	Main Board:	662,910.40
	Blocks Board:	0.00
	Forced Sales Board:	0.00
	Special Terms Board:	0.00
Daily Average Transactions Volume		2,393,511
Transactions Volume		3,198,454
	Main Board:	3,198,454
	Blocks Board:	0
	Forced Sales Board:	0
	Special Terms Board:	0
Daily Average Number of Trades		610
Number of Trades		741
	Main Board:	741
	Blocks Board:	0
	Forced Sales Board:	0
	Special Terms Board:	0

Trading Details by Sector

Code	Sectors	Gain / Lose / Same	Number of Trades	Transactions Volume	Transactions Value	% of Total Trans. Value
3020	- Financial Services	0 / 4 / 0	555	3,134,447	543,099.43	81.93%
4510	- Food Beverage & Tobacco	0 / 0 / 0	---	---	---	---
2010	- Health Care	1 / 0 / 0	3	800	2,362.00	0.36%
5020	- Industrial Goods & Services	0 / 0 / 1	1	400	184.00	0.03%
4040	- Retail	0 / 1 / 0	100	42,351	49,345.65	7.44%
1010	- Technology	0 / 2 / 0	82	20,456	67,919.32	10.25%

Top 10 best & worst performing Shares

With positive Price change	Closing price	change	With negative Price change	Closing price	change
VIDAVO (CR)	3.04	8.57% #	CAIRO MEZZ (CR)	0.417	-5.44% Ⓔ
FOODLINK S.A. (CR)	0.465	0.00% -	PHOENIX VEGA (CR)	0.076	-5.14% Ⓔ
			ONYX TOURISTIKI S.A. (CR)	1.18	-4.06% Ⓔ
			SUNRISEMEZZ (CR)	0.251	-3.65% Ⓔ
			GALAXY COSMOS MEZZ (CR)	0.603	-3.52% Ⓔ
			REAL CONSULTING (CR)	3.51	-2.77% Ⓔ
			SOFTWeb (CR)	1.68	-2.05% Ⓔ
With the highest Transactions Value	Value (thou. €)	change	With the highest Transactions Volume	Volume	change
GALAXY COSMOS MEZZ (CR)	180.79	-3.52% Ⓔ	PHOENIX VEGA (CR)	2,218,924	-5.14% Ⓔ
PHOENIX VEGA (CR)	171.51	-5.14% Ⓔ	SUNRISEMEZZ (CR)	411,725	-3.65% Ⓔ
SUNRISEMEZZ (CR)	104.51	-3.65% Ⓔ	GALAXY COSMOS MEZZ (CR)	299,242	-3.52% Ⓔ
CAIRO MEZZ (CR)	86.30	-5.44% Ⓔ	CAIRO MEZZ (CR)	204,556	-5.44% Ⓔ
REAL CONSULTING (CR)	63.72	-2.77% Ⓔ	ONYX TOURISTIKI S.A. (CR)	42,351	-4.06% Ⓔ
ONYX TOURISTIKI S.A. (CR)	49.35	-4.06% Ⓔ	REAL CONSULTING (CR)	17,926	-2.77% Ⓔ
SOFTWeb (CR)	4.20	-2.05% Ⓔ	SOFTWeb (CR)	2,530	-2.05% Ⓔ
VIDAVO (CR)	2.36	8.57% #	VIDAVO (CR)	800	8.57% #
FOODLINK S.A. (CR)	0.18	0.00% -	FOODLINK S.A. (CR)	400	0.00% -

Number of Listed Shares	Nominal Value	Dividends [1]			Date of Last Coupon		Note	Shares	Closing price	% change	Previous closing price/date	Open price	Price min	Price max	Last price	Avg price	Last Bid [7]	Last Ask [7]	P/E after tax	Year	Volume	Trades	Transactions Value	Company Mkt Value (€) [3,5]	Year low	Year high	Sector[4]		
		2022	2023	2024	Dividend [2]	Right																							
309,096,827	0.100	---	---	---	29/09/2020	---	CAIRO MEZZ (CR)	0.417	-5.44	€	0.441	31/01/2025	0.428	0.417	0.439	0.417	0.422	22217@0.415	5@0.420	1.05	2023	204,556	108	86,295.86	128,893.380	0.414	0.449	30202010	
12,481,290	0.040	---	---	---	19/08/2008	14/06/2024	---	DOPPLER (CR)	0.605	---	↘	0.605	29/01/2025	---	---	---	---	200@0.555	300@0.600	---	---	---	---	---	7,551.180	0.560	0.655	50204000	
3,120,000	0.100	---	---	---	10/08/2023	---	---	DOTSOFT (CR)	15.40	---	↘	15.40	23/01/2025	---	---	---	---	380@15.40	---	---	---	---	---	---	48,048.001	4.20	15.40	10101010	
14,791,000	0.360	---	---	---	05/05/2010	12/05/2008	---	EUROXX (CR)	4.32	---	↘	4.32	15/11/2024	---	---	---	---	1000@4.20	---	17.28	2023	---	---	---	63,897.12	4.32	4.32	30202015	
33,352,551	0.100	---	---	---	12/06/2012	25/08/2023	---	FOODLINK S.A. (CR)	0.465	---	↘	0.465	31/01/2025	0.460	0.460	0.460	0.460	0.460	266@0.452	500@0.458	---	---	400	1	184.00	15,508.940	4.26	0.479	50205010
86,941,164	0.074	---	---	---	09/12/2024	---	---	GALAXY COSMOS MEZZ (CR)	0.603	-3.52	€	0.625	31/01/2025	0.605	0.601	0.612	0.603	0.604	9547@0.602	5000@0.605	9.69	2023	299,242	171	180,787.94	52,425.520	0.581	0.668	30202010
7,300,000	0.500	0.0387	0.0499	---	26/08/2024	28/02/2008	---	MEDITERRA (CR)	1.35	---	↘	1.35	31/01/2025	---	---	---	---	155@1.34	529@1.48	25.66	2023	---	---	---	9,855.00	1.31	1.49	45102020	
68,926,799	0.240	---	---	---	07/07/2023	---	---	ONYX TOURISTIKI S.A. (CR)	1.18	-4.06	€	1.23	31/01/2025	1.23	1.12	1.23	1.18	1.17	100@1.14	190@1.17	---	---	42,351	100	49,345.65	81,333.620	0.925	1.23	40401020
3,333,500	0.300	---	---	---	13/07/2020	09/12/2008	---	OPTRONICS TECHNOLOGIES (CR)	1.48	---	↘	1.48	06/11/2024	---	---	---	---	---	---	705@1.50	23.17	2023	---	---	---	4,933.58	1.48	1.48	10102015
1,250,367,229	0.008	---	---	---	27/11/2024	---	---	PHOENIX VEGA (CR)	0.076	-5.14	€	0.080	31/01/2025	0.079	0.076	0.079	0.076	0.077	50000@0.075	13247@0.077	8.46	2023	2,218,924	189	171,506.05	94,652.800	0.076	0.084	30202010
21,500,000	0.400	0.03	0.04	---	29/08/2024	06/08/2021	---	REAL CONSULTING (CR)	3.51	-2.77	€	3.61	31/01/2025	3.55	3.50	3.63	3.51	3.55	100@3.48	4492@3.50	---	---	17,926	67	63,717.57	75,465.00	3.45	3.80	10101010
5,130,000	0.120	---	---	---	23/07/2024	---	---	SOFTWeb (CR)	1.68	-2.05	€	1.71	31/01/2025	1.72	1.64	1.72	1.68	1.66	100@1.63	470@1.68	---	---	2,530	15	4,201.75	8,592.75	1.62	1.77	10101015
178,623,895	0.031	---	---	---	27/11/2024	---	---	SUNRISEMEZZ (CR)	0.251	-3.65	€	0.260	31/01/2025	0.257	0.250	0.260	0.251	0.254	1572@0.251	5424@0.253	11.34	2023	411,725	87	104,509.58	44,745.290	0.250	0.279	30202010
857,210	1.05	---	---	---	08/06/2010	12/03/2010	---	VIDAVO (CR)	3.04	8.57	Ⓟ	2.80	29/01/2025	2.90	2.90	3.04	3.04	2.95	200@3.04	---	21.03	2023	800	3	2,362.00	2,605.92	2.80	3.04	20101025

Shares' Notes

Code	Note text
()	- Adjusted dividends.
*	- Last adjusted closing price.
[1]	- Net dividends.
[2]	- The "Date of Last Coupon" for New listings refers to the date company's stocks started to trade in Athex
[3]	- The Company Market Value is referred to the number of listed shares
[4]	- Sectors codification can be found in Appendix A
[5]	- The Market Value refers to the total number of shares listed (including their several classes) in the exchange by the company.
[6]	- P/E greater than 100
[7]	- Last view of the Order Book before the end of the trading session

Blocks Data

Stocks	Block Volume	Price	Block Trade Value	Time of approval	Note
--------	--------------	-------	-------------------	------------------	------

No Blocks Transactions.

Blocks Notes

2 - SPOT 1 or SPOT 2 Packet	11 - Total Assets > 500 bil
3 - Block with Short Selling	12 - Sell Offer through Athex
4 - Buy to Close Block	13 - Forced Sale of NMOE
6 - Simultaneous Constitution	14 - Restoration Packet
7 - Repurchase Agreement	15 - Market Maker Packet
8 - Dispersion's Achievement (Not Listed)	16 - Short Selling
9 - Dispersion's Achievement (Listed)	18 - SPOT 1 Packet
10 - Share Capital Majority of Greek State (> 50 bil)	20 - Method 6-1 Packet

Rights Data

Occured date	Exercise from	Exercise until	Trading until	Rights	Price min	Price max	Closing price	Last Bid	Last Ask	Volume	Trades	Transactions Value
--------------	---------------	----------------	---------------	--------	-----------	-----------	---------------	----------	----------	--------	--------	--------------------

No Rights Transactions.

Non Convertible Corporate Bonds - Alternative Market

Num Listed Bonds	Nominal price	Issue price	Today's Rate	Exp. Date	Duration (years)	Note	Coupon attached		Trading	Non Convertible Corporate Bonds -	Accrued Int.	Yield.T.Mat	Price min	Price max	Closing price	Previous closing price/date	Volume	Transactions Value	Last order			Year min	Year max	
							Common	Preferred											Price	Buy / Sell	Date			
4,075	1,000.00	1,000.00	4.50	22/12/2026	5	---	7	---	1	R ENERGY 1 S.A. (Non Convertible)	5.5000	3.9390	---	---	---	100.0000	20/01/2025	---	---	100.1100	B	03/02/2025	100.0000	100.7000
6,500	441.00	1,000.00	5.50	22/12/2025	8	---	15	---	1	DELTA TECHNIKH S.A. (Non Convertible)	2.9645	3.9360	---	---	---	100.0000	31/01/2025	---	---	97.3301	B	03/02/2025	100.0000	101.5000

Corporate Bonds Notes

Transactions Volume = (Pieces) * (Nominal Price). Transactions Value = (Pieces) * (Nominal Price) * (price %) + (Accrued interest).

The price of a Bond is stated as a percentage (%) of Bond's Nominal Price.

Nominal Price in Euros (€), except if it is noted differently.

ATHEXGROUP

Athens Exchange Group

Λεωφ. Αθηνών 110 | 104 42 Αθήνα
110 Athinon Ave | 104 42 Athens GR
T +30 210 3366 800
www.athexgroup.gr