

24

Εναλλακτική Αγορά Ημερήσιο Δελτίο Συναλλακτικής Δραστηριότητας

Alternative Market
Daily Official List of Trading Activity

Monday, 4 March, 2024
Year: 17 Trading Day No: 45



ATHEX
Athens Stock Exchange

Disclaimer:

Hellenic Exchanges – Athens Stock Exchange S.A. (HELEX), endeavors to ensure that the data and other material ("Information") presented on the Daily Official List of the Alternative Market (ena) are accurate and complete, but it is not liable for any errors or omissions of data or /and for the accuracy, credibility, updating and completeness of the aforesaid information nor it has any liability arising directly or indirectly from the use of the above Information.

All contents of the Daily Official List of the Alternative Market (ENA) are provided only for information purposes and do not constitute investment advice or solicitation to invest in securities or other products listed for trading on HELEX.

You acknowledge and agree that HELEX is the owner of any property rights related to any Information appearing on the Daily Official List of the Alternative Market (ENA) including intellectual property rights copyright, trademarks, etc.

The above data are a property of the Hellenic Exchanges – Athens Stock Exchange S.A. and are copyright protected. Users are forbidden to reproduce, modify, copy, sale, transmit or redistribute, by all reproduction means and methods, part or the whole of the above data, without reference to their source.

Hellenic Exchanges - Athens Stock Exchange S.A.

110 Athinon Ave., 10442 Athens, Tel: (210) 33.66.800, Fax: (210) 32.13.938

www.athexgroup.gr

Thessalonica Stock Exchange Center (T.S.E.C)

16-18 Katouni Str., Thessalonica 546 25 Tel: (2310) 567.667, Fax: (2310) 530.545

Athex Members Guarantee Fund

14-16 Fidiou Str., Athens 106 78, Tel: (210) 33.04.682, Fax: (210) 33.04.155

Hellenic Republic Capital Market Commission

1 Kolokotroni Str. & 1 Stadiou Str., Athens 10562 Tel: (210) 33.77.100 Fax: (210) 33.77.173

Table of Contents

Section 1: Trading Session Statistical Data

Summary of Market

Athex Indices

Analytic Figures for Athex Market's Boards and Categories

Section 2: Shares Transactions Data

Shares Transactions Data

Shares' Notes

Section 3: Shares Other Transactions Data

Blocks Data

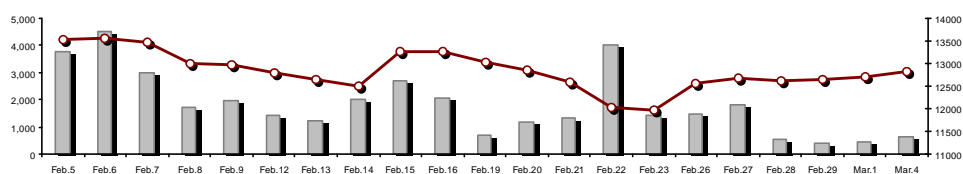
Rights Data

Section 4: Bonds Transactions Data

Non Convertible Corporate Bonds - Alternative Market

Summary of Market

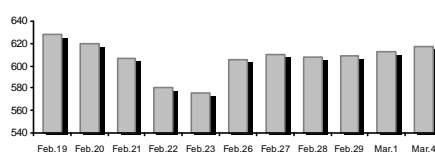
Athex Alternative Market Share Price Index vs Shares Transactions Value



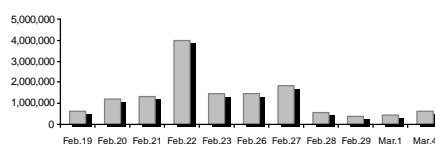
Shares Transactions Value (€)

Athex Alternative Market Share Price Index | % daily

Total Transactions Value (€):	612,946.57	Athex Capitalisation (€)	
Athex Capitalisation (€):	617,134,010.18		
Daily change: € %	5,069,177.10	0.83%	
Yearly Avg Capitalisation: € % chng prev year Avg	556,053,333.72	59.62%	
Athex Alternative Market Share Price Index % daily chng	12,814.96	0.83%	
Athex Alternative Market Share Price Index Capitalisation (€)	617,134,010.18		
Daily change (€)	5,069,177.10		

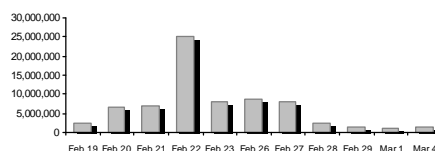


Shares Transactions Value (€)	612,946.57	Value of Transactions (€)	
Daily change: € %	155,593.58	34.02%	
YTD Avg Trans. Value: € % chng prev year Avg	1,877,390.59	248.61%	
Blocks of Shares Transactions Value (€)	0.00		



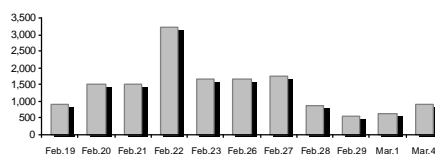
Bonds Transactions Value (thou. €) 0.00

Shares Transactions Volume (pieces)	1,557,323.00	Volume of Transactions	
Daily change: pieces %	644,677.00	70.64%	
YTD Avg Volume: pieces % chng prev year Avg	9,986,326.56	186.29%	
Blocks of Shares Transactions Volume (pieces)	0.00		



Bonds Transactions Volume 0

Shares Trades Number	912	Number of Trades	
Daily change: number %	266	41.18%	
YTD Avg Derivatives Trades number % chng prev year Avg	1,634	141.42%	
Number of Blocks of Shares	0		



Number of Bonds Transactions 0

Daily Fluctuation of Athex Alternative Market Price Index



Athex Alternative Market Share Price Index at 01/03/2024

Daily Fluctuation of Athex Alternative Market Price Index at 04/03/2024

Athex Indices

Index name	04/03/2024	01/03/2024	pts.	%	Min	Max	Year min	Year max	Year change
ATHEX Alternative Market Price Index	12,814.96 #	12,709.70	105.26	0.83%	12,676.50	12,869.20	9,352.11	13,974.15	37.03% #

Analytic Figures for Athex Market's Boards and Categories

		Total Traded Shares
Totals		8
	Gain / Lose / Same:	4 / 3 / 1
Athex Capitalisation (€)		617,134,010.18
Daily Average Transactions Value (€)		1,877,390.59
Shares Transactions Value (€)		612,946.57
	Main Board:	612,946.57
	Blocks Board:	0.00
	Forced Sales Board:	0.00
	Special Terms Board:	0.00
Daily Average Transactions Volume		9,986,327
Transactions Volume		1,557,323
	Main Board:	1,557,323
	Blocks Board:	0
	Forced Sales Board:	0
	Special Terms Board:	0
Daily Average Number of Trades		1,634
Number of Trades		912
	Main Board:	912
	Blocks Board:	0
	Forced Sales Board:	0
	Special Terms Board:	0

Trading Details by Sector

Code	Sectors	Gain / Lose / Same	Number of Trades	Transactions Volume	Transactions Value	% of Total Trans. Value
3020	- Financial Services	2 / 2 / 0	628	1,492,665	360,207.95	58.77%
4510	- Food Beverage & Tobacco	0 / 0 / 0	---	---	---	---
2010	- Health Care	0 / 0 / 0	---	---	---	---
5020	- Industrial Goods & Services	0 / 0 / 1	2	10	9.45	0.00%
4040	- Retail	0 / 1 / 0	28	3,580	4,033.70	0.66%
1010	- Technology	2 / 0 / 0	254	61,068	248,695.47	40.57%

Top 10 best & worst performing Shares

With positive Price change	Closing price	change	With negative Price change	Closing price	change
REAL CONSULTING (CR)	3.68	7.29% #	MED S.A. (CR)	1.13	-5.46% Ⓔ
CAIRO MEZZ (CR)	0.340	1.49% #	GALAXY COSMOS MEZZ (CR)	0.755	-1.57% Ⓔ
SUNRISEMEZZ (CR)	0.322	0.94% #	PHOENIX VEGA (CR)	0.085	-1.05% Ⓔ
PERFORMANCE TECHNOLOGIES (CR)	5.47	0.74% #			
DOPPLER (CR)	0.920	0.00% -			

With the highest Transactions Value	Value (thou. €)	change	With the highest Transactions Volume	Volume	change
CAIRO MEZZ (CR)	180.64	1.49% #	PHOENIX VEGA (CR)	702,175	-1.05% Ⓔ
REAL CONSULTING (CR)	161.73	7.29% #	CAIRO MEZZ (CR)	544,229	1.49% #
PERFORMANCE TECHNOLOGIES (CR)	86.97	0.74% #	SUNRISEMEZZ (CR)	152,834	0.94% #
GALAXY COSMOS MEZZ (CR)	71.05	-1.57% Ⓔ	GALAXY COSMOS MEZZ (CR)	93,427	-1.57% Ⓔ
PHOENIX VEGA (CR)	59.51	-1.05% Ⓔ	REAL CONSULTING (CR)	45,115	7.29% #
SUNRISEMEZZ (CR)	49.00	0.94% #	PERFORMANCE TECHNOLOGIES (CR)	15,953	0.74% #
MED S.A. (CR)	4.03	-5.46% Ⓔ	MED S.A. (CR)	3,580	-5.46% Ⓔ
DOPPLER (CR)	0.01	0.00% -	DOPPLER (CR)	10	0.00% -

Number of Listed Shares	Nominal Value	Dividends [1]			Date of Last Coupon		Note	Shares	Closing price	% change	Previous closing price/date	Open price	Price min	Price max	Last price	Avg price	Last Bid [7]	Last Ask [7]	P/E after tax	Year	Volume	Trades	Transactions Value	Company Mkt Value (€) [3,5]	Year low	Year high	Sector[4]	
309,096,827	0.100	---	---	---	29/09/2020	---	CAIRO MEZZ (CR)	0.340	1.49 P	0.335 01/03/2024	0.340	0.323	0.340	0.340	0.332	168954@0.340	7000@0.342	---	2022	544,229	265	180,642.90	105,092.920.160	0.467	30202010			
10,600,010	0.040	---	---	---	19/08/2008 07/05/2008	---	DOPPLER (CR)	0.920	---	0.920 01/03/2024	0.945	0.945	0.945	0.945	0.945	1250@0.830	199@0.945	---	---	10	2	9.45	9,752.010.620	1.00	50204000			
3,120,000	0.100	---	---	---	10/08/2023	---	DOTSOFT (CR)	4.24	---	4.24 14/02/2024	---	---	---	---	---	590@4.24	---	---	---	---	---	---	13,228.80	4.24	4.24	10101010		
14,791,000	0.360	---	---	---	05/05/2010 12/05/2008	---	EUROXX (CR)	4.10	---	4.10 08/02/2024	---	---	---	---	---	---	---	16.40	2023	---	---	---	60,643.10	4.10	4.10	30202015		
33,352,551	0.100	---	---	---	12/06/2012 25/08/2023	---	FOODLINK S.A. (CR)	0.384	---	0.384 01/03/2024	---	---	---	---	---	300@0.384	1000@0.390	---	---	---	---	---	12,807.380.380	0.446	50205010			
86,941,164	0.164	---	---	---	14/12/2023	---	GALAXY COSMOS MEZZ (CR)	0.755	-1.57 E	0.767 01/03/2024	0.777	0.750	0.777	0.755	0.761	34@0.765	721@0.765	---	2022	93,427	136	71,051.89	65,640.580.482	0.890	30202010			
11,917,870	0.240	---	---	---	07/07/2023	---	MED S.A. (CR)	1.13	-5.46 E	1.19 01/03/2024	1.20	1.10	1.20	1.13	1.13	10@1.16	300@1.16	---	---	3,580	28	4,033.70	13,407.60	1.09	1.23	40401020		
7,300,000	0.500	---	0.0387	---	03/07/2023 28/02/2008	---	MEDITERRA (CR)	1.44	---	1.44 23/02/2024	---	---	---	---	---	250@1.33	628@1.44	---	2022	---	---	---	10,512.00	1.29	1.49	45102020		
3,333,500	0.300	---	---	---	13/07/2020 09/12/2008	---	OPTRONICS TECHNOLOGIES (CR)	1.68	---	1.68 23/02/2024	---	---	---	---	---	50@1.53	1@1.67	---	2022	---	---	---	5,600.28	1.52	1.86	10102015		
13,902,683	0.100	0.036	0.0421	---	26/06/2023 02/11/2021	---	PERFORMANCE TECHNOLOGIES (C)	5.47	0.74 P	5.43 01/03/2024	5.48	5.40	5.48	5.47	5.45	636@5.40	90@5.47	---	---	15,953	77	86,969.12	76,047.68	4.70	5.63	10101010		
1,250,367,229	0.021	---	---	---	29/11/2023	---	PHOENIX VEGA (CR)	0.085	-1.05 E	0.085 01/03/2024	0.085	0.084	0.087	0.085	0.085	5000@0.084	14927@0.085	---	2022	702,175	138	59,509.47	105,656.030.045	0.106	30202010			
21,500,000	0.400	0.03	0.03	---	14/09/2023 06/08/2021	---	REAL CONSULTING (CR)	3.68	7.29 P	3.43 01/03/2024	3.50	3.44	3.74	3.68	3.59	300@3.62	1000@3.70	---	---	45,115	177	161,726.35	79,120.00	2.55	3.74	10101010		
178,623,895	0.081	---	---	---	29/11/2023	---	SUNRISEMEZZ (CR)	0.322	0.94 P	0.319 01/03/2024	0.320	0.315	0.330	0.322	0.321	4712@0.316	5000@0.323	---	2022	152,834	89	49,003.69	57,516.890.210	0.390	30202010			
857,210	1.05	---	---	---	08/06/2010 12/03/2010	---	VIDAVO (CR)	2.46	---	2.46 13/02/2024	---	---	---	---	---	---	---	---	---	2022	---	---	---	2,108.74	2.46	2.74	20101025	

Shares' Notes

Code	Note text
()	- Adjusted dividends.
*	- Last adjusted closing price.
[1]	- Net dividends.
[2]	- The "Date of Last Coupon" for New listings refers to the date company's stocks started to trade in Athex
[3]	- The Company Market Value is referred to the number of listed shares
[4]	- Sectors codification can be found in Appendix A
[5]	- The Market Value refers to the total number of shares listed (including their several classes) in the exchange by the company.
[6]	- P/E greater than 100
[7]	- Last view of the Order Book before the end of the trading session

Blocks Data

Stocks	Block Volume	Price	Block Trade Value	Time of approval	Note
--------	--------------	-------	-------------------	------------------	------

No Blocks Transactions.

Blocks Notes

2 - SPOT 1 or SPOT 2 Packet	11 - Total Assets > 500 bil
3 - Block with Short Selling	12 - Sell Offer through Athex
4 - Buy to Close Block	13 - Forced Sale of NMOE
6 - Simultaneous Constitution	14 - Restoration Packet
7 - Repurchase Agreement	15 - Market Maker Packet
8 - Dispersion's Achievement (Not Listed)	16 - Short Selling
9 - Dispersion's Achievement (Listed)	18 - SPOT 1 Packet
10 - Share Capital Majority of Greek State (> 50 bil)	20 - Method 6-1 Packet

Rights Data

Occured date	Exercise from	Exercise until	Trading until	Rights	Price min	Price max	Closing price	Last Bid	Last Ask	Volume	Trades	Transactions Value
--------------	---------------	----------------	---------------	--------	-----------	-----------	---------------	----------	----------	--------	--------	--------------------

No Rights Transactions.

Non Convertible Corporate Bonds - Alternative Market

Num Listed Bonds	Nominal price	Issue price	Today's Rate	Exp. Date	Duration (years)	Note	Coupon attached		Trading	Non Convertible Corporate Bonds -	Accrued Int.	Yield.T.Mat	Price min	Price max	Closing price	Previous closing price/date	Volume	Transactions Value	Last order			Year min	Year max
							Common	Preferred											Price	Buy / Sell	Date		
4,075	1,000.00	1,000.00	4.50	22/12/2026	5	---	5	---	1	R ENERGY 1 S.A. (Non Convertible)	9.3750	4.3050	---	---	---	99.4000 23/02/2024	---	---	97.2500	B	04/03/2024	98.0000	99.5000
6,700	1,000.00	1,000.00	4.30	25/07/2024	5	---	19	---	1	M.L.S. MULTIMEDIA S.A. (Non Convertible)	4.8972	74.1170	---	---	---	74.0000 06/05/2020	---	---	3.0100	B	27/07/2021	74.0000	74.0000
6,500	506.00	1,000.00	5.50	22/12/2024	7	---	13	---	1	DELTA TECHNIKH S.A. (Non Convertible)	5.7979	4.0870	---	---	---	100.0000 27/02/2024	---	---	97.5711	B	04/03/2024	97.7978	100.0000

Corporate Bonds Notes

Transactions Volume = (Pieces) * (Nominal Price). Transactions Value = (Pieces) * (Nominal Price) * (price %) + (Accrued interest).

The price of a Bond is stated as a percentage (%) of Bond's Nominal Price.

Nominal Price in Euros (€), except if it is noted differently.



ATHEX
Athens Stock Exchange

Λεωφ. Αθηνών 110 104 42 Αθήνα
110, Athinon Ave. GR 104 42 Athens
tel. (+30)210-33.66.800, fax (+30)210-33.66.101
www.athexgroup.gr