

23

Εναλλακτική Αγορά Ημερήσιο Δελτίο Συναλλακτικής Δραστηριότητας

Alternative Market
Daily Official List of Trading Activity

Wednesday, 29 March, 2023
Year: 16 Trading Day No: 61



ATHEX
Athens Stock Exchange

Disclaimer:

Hellenic Exchanges – Athens Stock Exchange S.A. (HELEX), endeavors to ensure that the data and other material ("Information") presented on the Daily Official List of the Alternative Market (ena) are accurate and complete, but it is not liable for any errors or omissions of data or /and for the accuracy, credibility, updating and completeness of the aforesaid information nor it has any liability arising directly or indirectly from the use of the above Information.

All contents of the Daily Official List of the Alternative Market (ENA) are provided only for information purposes and do not constitute investment advice or solicitation to invest in securities or other products listed for trading on HELEX.

You acknowledge and agree that HELEX is the owner of any property rights related to any Information appearing on the Daily Official List of the Alternative Market (ENA) including intellectual property rights copyright, trademarks, etc.

The above data are a property of the Hellenic Exchanges – Athens Stock Exchange S.A. and are copyright protected. Users are forbidden to reproduce, modify, copy, sale, transmit or redistribute, by all reproduction means and methods, part or the whole of the above data, without reference to their source.

Hellenic Exchanges - Athens Stock Exchange S.A.

110 Athinon Ave., 10442 Athens, Tel: (210) 33.66.800, Fax: (210) 32.13.938

www.athexgroup.gr

Thessalonica Stock Exchange Center (T.S.E.C)

16-18 Katouni Str., Thessalonica 546 25 Tel: (2310) 567.667, Fax: (2310) 530.545

Athex Members Guarantee Fund

14-16 Fidiou Str., Athens 106 78, Tel: (210) 33.04.682, Fax: (210) 33.04.155

Hellenic Republic Capital Market Commission

1 Kolokotroni Str. & 1 Stadiou Str., Athens 10562 Tel: (210) 33.77.100 Fax: (210) 33.77.173

Table of Contents

Section 1: Trading Session Statistical Data

Summary of Market

Athex Indices

Analytic Figures for Athex Market's Boards and Categories

Section 2: Shares Transactions Data

Shares Transactions Data

Shares' Notes

Section 3: Shares Other Transactions Data

Blocks Data

Rights Data

Section 4: Bonds Transactions Data

Non Convertible Corporate Bonds - Alternative Market

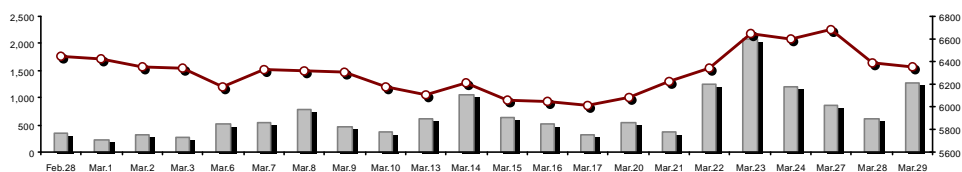
Section codification follows the corresponding from the Greek version of Daily Official List for reference purposes.

Hellenic Exchanges - Athens Stock Exchange S.A.

Market Analysis & Communication Unit

Summary of Market

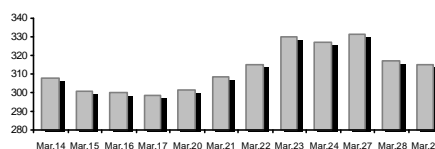
Athex Alternative Market Share Price Index vs Shares Transactions Value



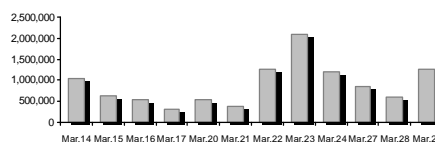
Shares Transactions Value (€)

Athex Alternative Market Share Price Index | % daily

Total Transactions Value (€):	1,270,424.30	Athex Capitalisation (€)	
Athex Capitalisation (€):	315,198,319.47		
Daily change: € %	-1,661,766.27	-0.52%	
Yearly Avg Capitalisation: € % chng prev year Avg	305,451,771.46	7.17%	
Athex Alternative Market Share Price Index % daily chng	6,354.08	-0.52%	
Athex Alternative Market Share Price Index Capitalisation (€)	315,198,319.47		
Daily change (€)	-1,661,766.27		

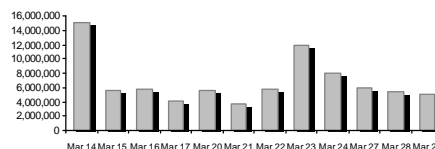


Shares Transactions Value (€)	1,270,424.30	Value of Transactions (€)	
Daily change: € %	656,004.69	106.77%	
YTD Avg Trans. Value: € % chng prev year Avg	575,628.85	41.37%	
Blocks of Shares Transactions Value (€)	0.00		



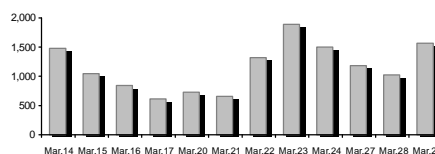
Bonds Transactions Value (thou. €) 0.00

Shares Transactions Volume (pieces)	5,028,450.00	Volume of Transactions	
Daily change: pieces %	-364,336.00	-6.76%	
YTD Avg Volume: pieces % chng prev year Avg	4,754,940.49	21.25%	
Blocks of Shares Transactions Volume (pieces)	0.00		



Bonds Transactions Volume 0

Shares Trades Number	1,570	Number of Trades	
Daily change: number %	556	54.83%	
YTD Avg Derivatives Trades number % chng prev year Avg	870	51.76%	
Number of Blocks of Shares	0		



Number of Bonds Transactions 0

Daily Fluctuation of Athex Alternative Market Price Index



Athex Alternative Market Share Price Index at 28/03/2023

Daily Fluctuation of Athex Alternative Market Price Index at 29/03/2023

Athex Indices

Index name	29/03/2023	28/03/2023	pts.	%	Min	Max	Year min	Year max	Year change
ATHEX Alternative Market Price Index	6,354.08 €	6,387.58	-33.50	-0.52%	6,204.64	6,411.91	5,623.29	6,844.21	12.55% #

Analytic Figures for Athex Market's Boards and Categories

		Total Traded Shares
Totals		8
	Gain / Lose / Same:	3 / 4 / 1
Athex Capitalisation (€)		315,198,319.47
Daily Average Transactions Value (€)		575,628.85
Shares Transactions Value (€)		1,270,424.30
	Main Board:	1,270,424.30
	Blocks Board:	0.00
	Forced Sales Board:	0.00
	Special Terms Board:	0.00
Daily Average Transactions Volume		4,754,940
Transactions Volume		5,028,450
	Main Board:	5,028,450
	Blocks Board:	0
	Forced Sales Board:	0
	Special Terms Board:	0
Daily Average Number of Trades		870
Number of Trades		1,570
	Main Board:	1,570
	Blocks Board:	0
	Forced Sales Board:	0
	Special Terms Board:	0

Trading Details by Sector

Code	Sectors	Gain / Lose / Same	Number of Trades	Transactions Volume	Transactions Value	% of Total Trans. Value
3020	- Financial Services	1 / 3 / 0	1,399	5,000,067	1,199,360.40	94.41%
4510	- Food Beverage & Tobacco	0 / 0 / 0	---	---	---	---
2010	- Health Care	0 / 0 / 0	---	---	---	---
5020	- Industrial Goods & Services	0 / 1 / 0	3	1,500	997.50	0.08%
1010	- Technology	2 / 0 / 1	168	26,883	70,066.40	5.52%

Top 10 best & worst performing Shares

With positive Price change	Closing price	change	With negative Price change	Closing price	change
OPTRONICS TECHNOLOGIES (CR)	2.76	6.98% #	GALAXY COSMOS MEZZ (CR)	0.413	-4.57% Ⓔ
PHOENIX VEGA (CR)	0.043	1.43% #	DOPPLER (CR)	0.665	-3.62% Ⓔ
REAL CONSULTING (CR)	1.84	0.55% #	CAIRO MEZZ (CR)	0.112	-2.45% Ⓔ
PERFORMANCE TECHNOLOGIES (CR)	3.42	0.00% -	SUNRISEMEZZ (CR)	0.159	-1.30% Ⓔ

With the highest Transactions Value	Value (thou. €)	change	With the highest Transactions Volume	Volume	change
GALAXY COSMOS MEZZ (CR)	842.14	-4.57% Ⓔ	GALAXY COSMOS MEZZ (CR)	2,076,147	-4.57% Ⓔ
SUNRISEMEZZ (CR)	305.10	-1.30% Ⓔ	SUNRISEMEZZ (CR)	1,985,953	-1.30% Ⓔ
PERFORMANCE TECHNOLOGIES (CR)	44.57	0.00% -	PHOENIX VEGA (CR)	750,278	1.43% #
PHOENIX VEGA (CR)	31.37	1.43% #	CAIRO MEZZ (CR)	187,689	-2.45% Ⓔ
REAL CONSULTING (CR)	25.50	0.55% #	REAL CONSULTING (CR)	13,834	0.55% #
CAIRO MEZZ (CR)	20.75	-2.45% Ⓔ	PERFORMANCE TECHNOLOGIES (CR)	13,048	0.00% -
DOPPLER (CR)	1.00	-3.62% Ⓔ	DOPPLER (CR)	1,500	-3.62% Ⓔ
OPTRONICS TECHNOLOGIES (CR)	0.00	6.98% #	OPTRONICS TECHNOLOGIES (CR)	1	6.98% #

Number of Listed Shares	Nominal Value	Dividends [1]			Date of Last Coupon		Note	Shares	Closing price	% change	Previous closing price/date	Open price	Price min	Price max	Last price	Avg price	Last Bid [7]	Last Ask [7]	P/E after tax	Year	Volume	Trades	Transactions Value	Company Mkt Value (€) [3,5]	Year low	Year high	Sector[4]
309,096,827	0.100	---	---	---	29/09/2020		---	CAIRO MEZZ (CR)	0.112	-2.45	€ 0.114 28/03/2023	0.111	0.108	0.115	0.112	0.111	20000@0.111	1000@0.113	59.37	2021	187,689	52	20,746.50	34,495.210.085	0.128	30202010	
10,600,010	0.040	---	---	---	19/08/2008 07/05/2008		---	DOPPLER (CR)	0.665	-3.62	€ 0.690 24/03/2023	0.665	0.665	0.665	0.665	0.665	---	93@0.680	---	---	1,500	3	997.50	7,049.010.595	0.850	50204000	
14,791,000	0.360	---	---	---	05/05/2010 12/05/2008		---	EUROXX (CR)	2.44	---	↘ 2.44 08/02/2023	---	---	---	---	---	---	---	55.22	2022	---	---	---	36,090.04	2.22	2.44	30202015
23,346,786	0.100	---	---	---	12/06/2012 17/09/2019		---	FOODLINK S.A. (CR)	0.470	---	↘ 0.470 28/03/2023	---	---	---	---	---	200@0.452	90@0.488	---	---	---	---	---	10,972.990.410	0.730	50205010	
86,941,164	0.270	---	---	---	31/10/2022		---	GALAXY COSMOS MEZZ (CR)	0.413	-4.57	€ 0.433 28/03/2023	0.412	0.390	0.423	0.413	0.406	1303@0.414	1200@0.417	---	---	2,076,147	812	842,140.85	35,906.700.236	0.490	30202010	
7,300,000	0.500	---	---	---	06/07/2009 28/02/2008		---	MEDITERRA (CR)	1.38	---	↘ 1.38 28/03/2023	---	---	---	---	---	850@1.25	200@1.37	44.47	2021	---	---	---	10,074.00	1.24	1.50	45102020
3,333,500	0.300	---	---	---	13/07/2020 09/12/2008		---	OPTRONICS TECHNOLOGIES (CR)	2.76	6.98	Ⓟ 2.58 28/03/2023	2.76	2.76	2.76	2.76	2.76	---	300@2.76	---	2021	1	1	2.76	9,200.46	1.90	2.76	10102015
13,902,683	0.100	(0.03)	0.036	---	26/09/2022 02/11/2021		---	PERFORMANCE TECHNOLOGIES (C	3.42	---	↘ 3.42 28/03/2023	3.42	3.39	3.44	3.44	3.42	299@3.41	270@3.44	---	---	13,048	69	44,565.33	47,547.18	3.27	4.25	10101010
1,250,367,229	0.036	---	---	---	09/11/2022		---	PHOENIX VEGA (CR)	0.043	1.43	Ⓟ 0.042 28/03/2023	0.041	0.041	0.043	0.042	0.042	25000@0.042	9791@0.043	4.07	2021	750,278	88	31,373.35	53,140.610.038	0.052	30202010	
21,500,000	0.400	---	0.03	---	30/06/2022 06/08/2021		---	REAL CONSULTING (CR)	1.84	0.55	Ⓟ 1.83 28/03/2023	1.85	1.82	1.86	1.86	1.84	1457@1.85	1500@1.88	8.64	2021	13,834	98	25,498.31	39,560.00	1.82	2.25	10101010
178,623,895	0.140	---	---	---	31/10/2022		---	SUNRISEMEZZ (CR)	0.159	-1.30	€ 0.161 28/03/2023	0.155	0.147	0.164	0.159	0.154	25219@0.159	13000@0.163	---	---	1,985,953	447	305,099.70	28,419.060.108	0.182	30202010	
857,210	1.05	---	---	---	08/06/2010 12/03/2010		---	VIDAVO (CR)	3.20	---	↘ 3.20 07/03/2023	---	---	---	---	---	---	100@3.06	45.87	2021	---	---	---	2,743.07	2.74	4.16	20101025

Shares' Notes

Code	Note text
()	- Adjusted dividends.
*	- Last adjusted closing price.
[1]	- Net dividends.
[2]	- The "Date of Last Coupon" for New listings refers to the date company's stocks started to trade in Athex
[3]	- The Company Market Value is referred to the number of listed shares
[4]	- Sectors codification can be found in Appendix A
[5]	- The Market Value refers to the total number of shares listed (including their several classes) in the exchange by the company.
[6]	- P/E greater than 100
[7]	- Last view of the Order Book before the end of the trading session

Blocks Data

Stocks	Block Volume	Price	Block Trade Value	Time of approval	Note
--------	--------------	-------	-------------------	------------------	------

No Blocks Transactions.

Blocks Notes

2 - SPOT 1 or SPOT 2 Packet	11 - Total Assets > 500 bil
3 - Block with Short Selling	12 - Sell Offer through Athex
4 - Buy to Close Block	13 - Forced Sale of NMOE
6 - Simultaneous Constitution	14 - Restoration Packet
7 - Repurchase Agreement	15 - Market Maker Packet
8 - Dispersion's Achievement (Not Listed)	16 - Short Selling
9 - Dispersion's Achievement (Listed)	18 - SPOT 1 Packet
10 - Share Capital Majority of Greek State (> 50 bil)	20 - Method 6-1 Packet

Rights Data

Occured date	Exercise from	Exercise until	Trading until	Rights	Price min	Price max	Closing price	Last Bid	Last Ask	Volume	Trades	Transactions Value
--------------	---------------	----------------	---------------	--------	-----------	-----------	---------------	----------	----------	--------	--------	--------------------

No Rights Transactions.

Non Convertible Corporate Bonds - Alternative Market

Num Listed Bonds	Nominal price	Issue price	Today's Rate	Exp. Date	Duration (years)	Note	Coupon attached		Trading	Non Convertible Corporate Bonds -	Accrued Int.	Yield.T.Mat	Price min	Price max	Closing price	Previous closing price/date	Volume	Transactions Value	Last order		Year min	Year max		
							Common	Preferred											Price	Buy / Sell			Date	
4,075	1,000.00	1,000.00	4.50	22/12/2026	5	---	3	---	1	R ENERGY 1 S.A. (Non Convertible)	12.3750	4.2980	---	---	---	99.8500	26/01/2023	---	---	96.5000	B	29/03/2023	99.6385	99.8500
6,700	1,000.00	1,000.00	4.30	25/07/2024	5	---	15	---	1	M.L.S. MULTIMEDIA S.A. (Non Convertible)	7.7639	26.2530	---	---	---	74.0000	06/05/2020	---	---	3.0100	B	27/07/2021	74.0000	74.0000
6,500	571.00	1,000.00	5.50	22/12/2024	7	---	11	---	1	DELTA TECHNIKH S.A. (Non Convertible)	8.6364	4.2560	---	---	---	99.9900	27/03/2023	---	---	92.2201	B	29/03/2023	96.6510	100.5000

Corporate Bonds Notes

Transactions Volume = (Pieces) * (Nominal Price). Transactions Value = (Pieces) * (Nominal Price) * (price %) + (Accrued interest).

The price of a Bond is stated as a percentage (%) of Bond's Nominal Price.

Nominal Price in Euros (€), except if it is noted differently.



ATHEX
Athens Stock Exchange

Λεωφ. Αθηνών 110 104 42 Αθήνα
110, Athinon Ave. GR 104 42 Athens
tel. (+30)210-33.66.800, fax (+30)210-33.66.101
www.athexgroup.gr